



## A G E N D A

Carlsbad City Council Regular Meeting  
Janell Whitlock Municipal Complex  
114 S. Halagueno Street  
Carlsbad, New Mexico

June 27, 2023 at 6:00 p.m.

Invocation – Pledge of Allegiance

1. Approval of Agenda
2. City of Carlsbad Financials – May 2023
3. Routine and Regular Business

**All matters under this heading are considered routine by the City Council and will be acted upon in one motion. There will be no separate discussion of these items. If discussion is desired on a particular item, upon request, that item may be removed from the Routine and Regular Business and be considered separately.**

- A. **Minutes of the Regular City Council Meeting held on June 13, 2023**
  - B. **City Personnel Report**
  - C. **Purchasing**
    - 1) Consider Approval to Advertise Invitation to Bid for Double Eagle Waterline Replacement Project
    - 2) Consider Approval to Award RFP 2023-06 to Aquatic Consultants for Professional Aquatic Management Services
  - D. **Contracts and Agreements**
    - 1) Consider Approval of Agreement between the City of Carlsbad and Eddy County for the Provision of General Services for Eddy County Residents for Fiscal Year 2023-2024
    - 2) Consider Approval of Agreement between the City of Carlsbad and Carlsbad Municipal Schools for General Services for Fiscal Year 2023-24
  - E. **Monthly Reports**
    - 1) Community Development Department May 2023
    - 2) Municipal Court Department May 2023
    - 3) Municipal Services Department May 2023
    - 4) Utilities Department May 2023
4. Consider Approval of proposal from Cambiar Consulting, LLC (Missi Currier) to provide Professional Lobbying Services to support the City's agenda with a focus on the New Mexico Legislature

5. Consider Approval of request from Donna Davis for Outside City Limits Water Service for property located at 217-2 Grassburr Lane
6. Consider Approval of request from Donna Davis for Outside City Limits Water Service for property located at 217-3 Grassburr Lane
7. Consider Approval of acceptance of Federal Aviation Administration (FAA) grant for the Preliminary Engineering Report for the resurfacing and renumbering of Runway 3-21 at the Cavern City Air Terminal
8. Consider Approval of Temporary Use Application to allow mobile sales (vending) of snow cones on City property at the Carlsbad Beach Park, by The Spot Owner: Shane Rodriguez
9. Consider Approval of Annual City Liquor License Renewals
10. Consider Approval of Annual City Cannabis License New and Renewals
11. Consider Approval of Resolution 2023-30, a Resolution to deem certain Utility Accounts Uncollectable
12. Consider Approval of Resolution 2023-31, a Resolution requiring the removal of the weeds, debris and securing the abandoned structure at 112 S Ash/112-B S Ash Owner: James and Letha Fudge c/o Jeremy and Tracy Bolduc
13. Council Committee Reports
14. Adjourn



#### FOR INFORMATION ONLY

Agendas and City Council minutes are available on the City web site: [cityofcarlsbadnm.com](http://cityofcarlsbadnm.com) or may be viewed in the Office of the City Clerk during normal and regular business hours.

#### **CARLSBAD CITY COUNCIL MEETING SCHEDULE**

- Regular Meeting - Tuesday, July 11, 2023 at 6:00 p.m.
- Regular Meeting – Tuesday, July 25, 2023 at 6:00 p.m

If you require hearing interpreter, language interpreters or auxiliary aids in order to attend and participate in the above meeting, please contact the City Administrator's office at (575) 887-1191 at least 48 hours prior to the scheduled meeting time.

**City of Carlsbad, NM**

**Financial Reports**

**FY23-11**

**For: July 2022 – May 2023**

# **Table of Contents**

- 1. Bank Reconciliation**
- 2. Summary of Fund Position**
- 3. Revenues**
- 4. Revenues – Gross Receipts Tax**
- 5. Transfers**
- 6. Labor**
- 7. Operations**
- 8. Capital & Project Central**
- 9. Promotional Lodgers' Tax Aging Schedule**
- 10. Municipal Court Summary**
- 11. Debt Service**
- 12. YTD Budget Report**
- 13. Check Register for Current Period ONLY**
- 14. Vendor Fiscal Year Summary**

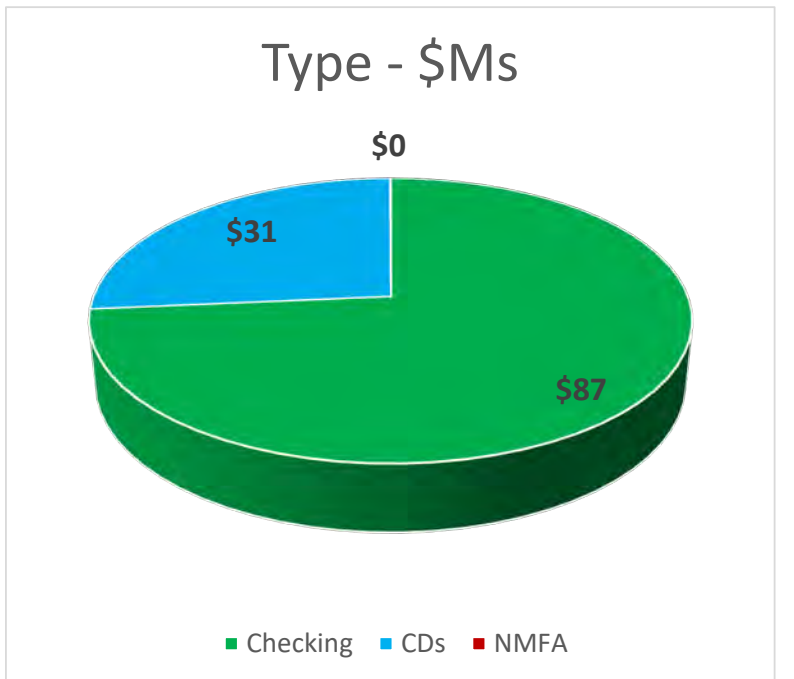
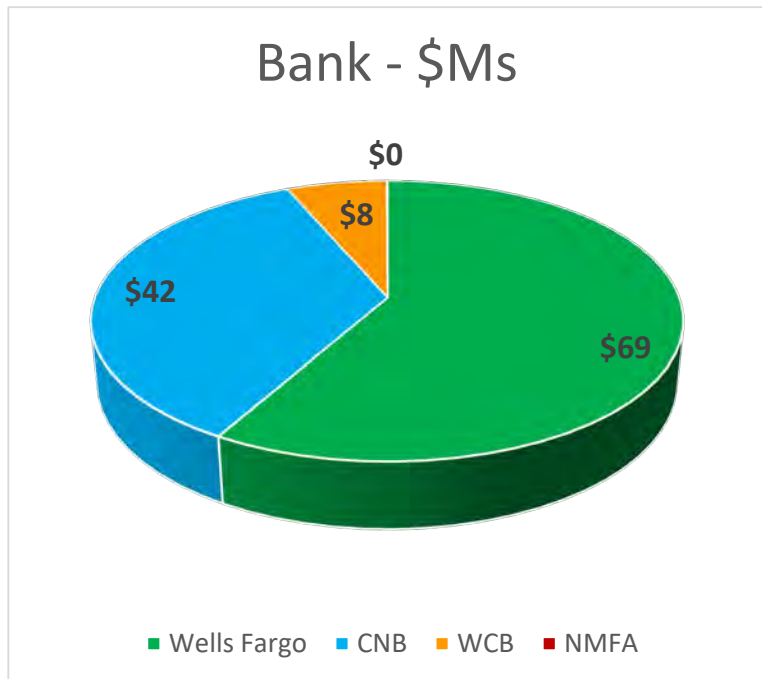
# 1. Bank Reconciliation

City of Carlsbad  
 Reconciled Cash  
 FY23-11 -May

Bank Statements				
	Per Bank	Outstanding	Adjustments	Book Balance
<b>Wells Fargo</b>				
General & Misc. - 10100	68,610,563.84	125,779.99	-	68,736,343.83
<b>Western Commerce Bank</b>				
Construction - 10200	6,493,481.60	(18,340.49)	-	6,475,141.11
CDs	1,070,169.39	-	-	1,070,169.39
	7,563,650.99	(18,340.49)	-	7,545,310.50
<b>Carlsbad National Bank</b>				
Workers Comp - 10300	21,764.89	(11,764.89)	-	10,000.00
Health Insurance - 10310	2,309,485.37	45.58	-	2,309,530.95
Payroll - 10320	29,015.67	(5,339.60)	-	23,676.07
Municipal Court - 10330	19,546.81	(558.00)	-	18,988.81
Debt Service - 10340	9,226,544.38	-	-	9,226,544.38
CDBG Grant - 10250	50,510.16	-	-	50,510.16
CDs	30,035,139.91	-	-	30,035,139.91
	41,692,007.19	(17,616.91)	-	41,674,390.28
<b>Pioneer Bank</b>				
CDs	-	-	-	-
<b>First American Bank</b>				
CDs	-	-	-	-
	<b>117,866,222.02</b>	<b>89,822.59</b>	<b>-</b>	<b>117,956,044.61</b>

NMFA Loans		Statement	Adjustment	Book Balance
Loan 11 - DW-2867 - Water Project - 11200	1020 - Cash - Debt Servicing	84,771.08	-	84,771.08
Loan 13 - New SW Grappler Truck - 11300	1020 - Cash - Debt Servicing	-	-	-
Loan 13 - New SW Grappler Truck - 11301	2011 - Debt Service Escrow	-	-	-
Loan 15 - Sports Complex - 11400	1020 - Cash - Debt Service	-	-	-
Loan 22 - Gen Cap Bond - 11100	1020 - Cash - Debt Servicing	-	-	-
Loan 22 - Gen Cap Bond - 11101	2020 - Program Funds	-	-	-
		84,771.08	-	84,771.08

**Total** **118,040,815.69**





City of Carlsbad  
 Certificates of Deposit  
 FY23-11 -May

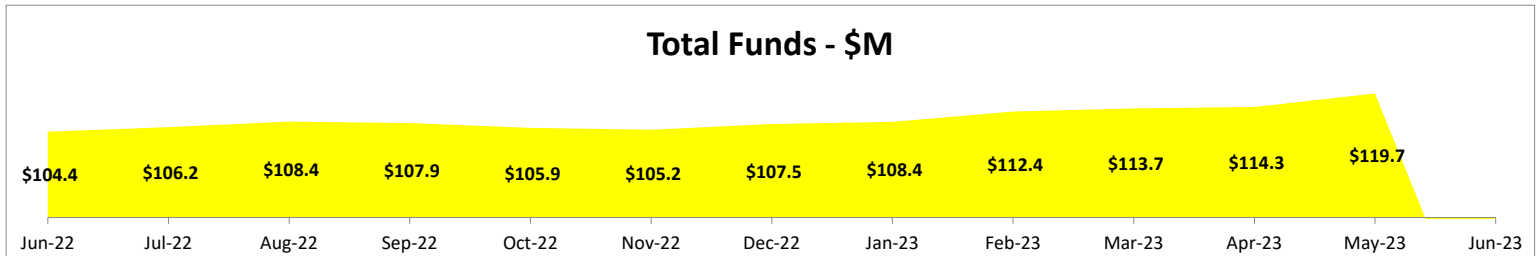
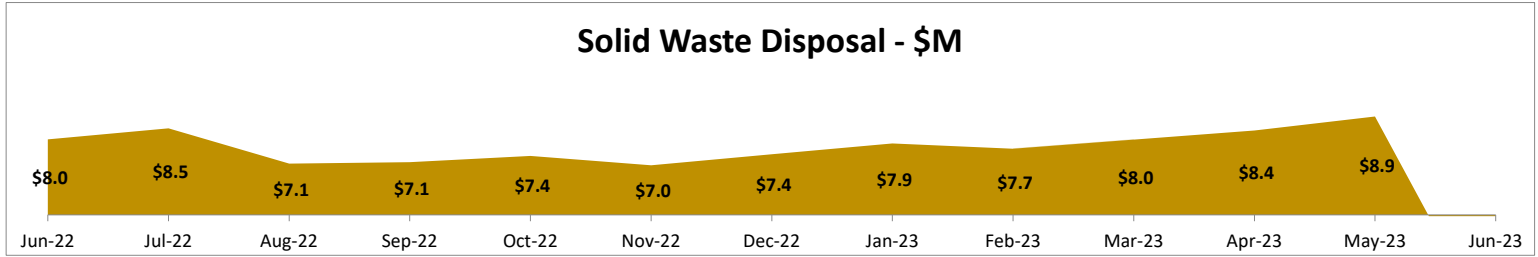

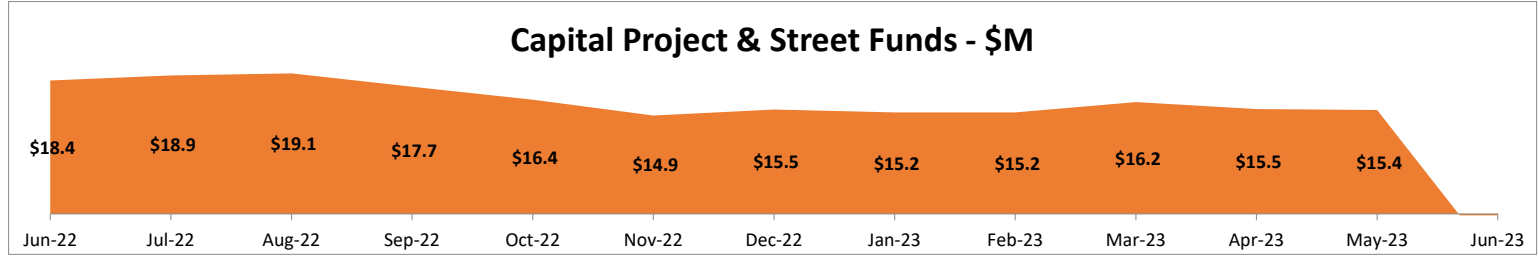
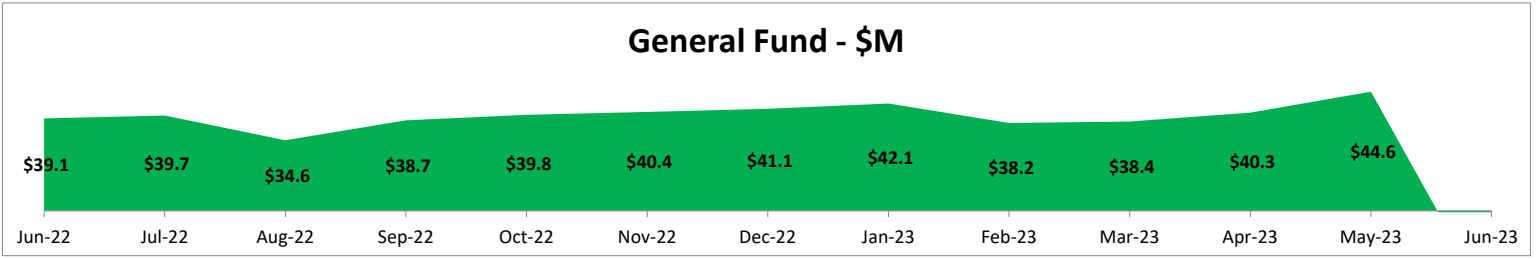
Bank	CD #	Fund	Fund Name	Fund Type	June	July	August	September	October	November	December	January	February	March	April	May	YTD Interest
Carlsbad National Bank	6813455	101	General Fund	General	575,610.61	576,041.14	576,041.14	576,041.14	576,476.72	576,476.72	576,476.72	576,912.63	576,912.63	576,912.63	580,113.31	580,113.31	4,502.70
Carlsbad National Bank	6814010	101	General Fund	General	213,533.10	213,533.10	213,533.10	213,694.57	213,694.57	213,694.57	213,854.40	213,854.40	213,854.40	215,040.85	215,040.85	215,040.85	1,507.75
Carlsbad National Bank	6815114	101	General Fund	General	4,020,566.05	4,023,072.02	4,023,072.02	4,023,072.02	4,038,117.21	4,038,117.21	4,038,117.21	4,053,218.66	4,053,218.66	4,053,218.66	4,073,429.23	4,073,429.23	52,863.18
Carlsbad National Bank	6815236	101	General Fund	General	314,164.81	315,496.35	315,496.35	315,496.35	316,848.23	316,848.23	316,848.23	318,205.90	318,205.90	318,205.90	319,539.75	319,539.75	5,374.94
Carlsbad National Bank	6815264	101	General Fund	General				9,025,932.26	9,025,932.26	9,025,932.26	9,106,268.00	9,106,268.00	9,106,268.00	9,186,428.11	9,186,428.11	9,186,428.11	160,495.85
Carlsbad National Bank	6815295	101	General Fund	General							928,000.00	928,000.00	928,000.00	928,000.00	938,555.94	938,555.94	10,555.94
Carlsbad National Bank	6814016	220	Landfill-Reserve	Capital	1,312,683.77	1,312,683.77	1,312,683.77	1,313,676.37	1,313,676.37	1,313,676.37	1,319,571.72	1,319,571.72	1,319,571.72	1,325,428.45	1,325,428.45	1,325,428.45	12,744.68
Carlsbad National Bank	6815227	220	Landfill-Reserve	Capital	682,426.42	682,426.42	682,426.42	685,090.84	685,090.84	685,090.84	687,736.59	687,736.59	687,736.59	690,363.37	690,363.37	690,363.37	7,936.95
Carlsbad National Bank	6815265	220	Landfill-Reserve	Capital				952,917.04	952,917.04	952,917.04	961,398.52	961,398.52	961,398.52	969,861.46	969,861.46	969,861.46	16,944.42
Carlsbad National Bank	6815296	220	Landfill-Reserve	Capital							957,000.00	957,000.00	957,000.00	967,885.81	967,885.81	967,885.81	10,885.81
Carlsbad National Bank	6815173	400	Disaster Preparedness	Insurance	1,003,737.08	1,003,737.08	1,004,496.07	1,004,496.07	1,004,496.07	1,005,255.63	1,005,255.63	1,005,255.63	1,006,015.77	1,006,015.77	1,006,015.77	1,011,535.08	7,798.00
Carlsbad National Bank	6813454	700	Water & Sewer	Enterprise	313,969.48	314,204.31	314,204.31	314,204.31	314,441.90	314,441.90	314,441.90	314,679.67	314,679.67	314,679.67	316,425.50	316,425.50	2,456.02
Carlsbad National Bank	6815235	700	Water & Sewer	Enterprise	360,569.86	362,098.08	362,098.08	362,098.08	363,649.65	363,649.65	363,649.65	365,207.86	365,207.86	365,207.86	366,738.73	366,738.73	6,168.87
Carlsbad National Bank	6814992	900	Permanent W&S	Agency	1,008,197.64	1,010,082.83	1,010,082.83	1,010,082.83	1,011,992.30	1,011,992.30	1,011,992.30	1,013,905.38	1,013,905.38	1,013,905.38	1,015,780.41	1,015,780.41	7,582.77
Carlsbad National Bank	6815297	900	Permanent W&S	Agency							3,973,760.11	3,973,760.11	3,973,760.11	3,973,760.11	4,021,046.77	4,021,046.77	47,286.66
Carlsbad National Bank	6815195	900	Permanent W&S	Agency	3,979,929.27	3,982,906.04	3,982,906.04	3,982,906.04	4,000,976.43	4,000,976.43	4,000,976.43	4,019,128.81	4,019,128.81	4,019,128.81	4,036,967.14	4,036,967.14	57,037.87
					13,785,388.09	13,796,281.14	13,797,040.13	23,779,707.92	23,818,309.59	23,819,069.15	23,916,587.30	29,814,103.88	29,814,864.02	29,913,157.03	29,982,333.94	30,035,139.91	412,142.41
Western Commerce Bank	2013661	101	General Fund	General	1,049,344.10	1,049,344.10	1,054,554.60	1,054,554.60	1,054,554.60	1,059,790.97	1,059,790.97	1,059,790.97	1,065,053.34	1,065,053.34	1,065,053.34	1,070,169.39	20,825.29
					2,052,047.77	2,052,047.77	2,059,229.61	2,059,229.61	2,059,229.61	2,066,441.20	2,066,441.20	2,066,441.20	2,065,053.34	2,065,053.34	2,065,053.34	2,070,169.39	20,825.29
<b>TOTAL</b>					<b>19,557,459.19</b>	<b>19,568,352.24</b>	<b>19,576,293.07</b>	<b>29,568,740.34</b>	<b>29,607,342.01</b>	<b>29,615,313.16</b>	<b>29,722,636.49</b>	<b>35,620,153.07</b>	<b>34,624,377.26</b>	<b>30,978,210.37</b>	<b>31,047,387.28</b>	<b>31,105,309.30</b>	<b>457,404.27</b>



## **2. Summary of Fund Position**

City of Carlsbad  
Fund Position  
FY23-11 -May

					FY23								
					Transfers		Costs				Revenue & Tran	Change in	Ending
Fund	1	Fund Name		Beginning Fund	Revenues	Increase (Decrease)	Labor	Ops	Capital	Total	<Less> Costs	Reserve/AP	Fund
General Fund	101	1-101	General Fund	39,050,893	62,384,478	(5,890,945)	37,568,823	10,132,802	3,274,315	50,975,940	5,517,593	471	44,568,957
	102	1-102	Payroll	24,195	-	-	-	-	-	-	-	265	24,459
Capital Funds	200	1-200	GRT Capital Outlay	1,554,915	4,456,106	(3,458,098)	-	178,859	74,852	253,711	744,297	-	2,299,212
	201	1-201	Capital Projects	1,312,104	511,528.35	-	-	-	932,193	932,193	(420,665)	-	891,439
	202	1-202	Airport Improvements	87,066	904,887	300,000	-	2,201	36,148	38,349	1,166,537	-	1,253,604
	220	1-220	Landfill-Reserve	5,104,278	169,955	111,000	-	-	-	-	280,955	-	5,385,233
	230	1-230	Landfill-Closure	567,058	-	-	-	30,355	-	30,355	(30,355)	-	536,703
	240	1-240	Landfill-Construction	3,585,585	-	1,000,000	-	1,124,514	-	1,124,514	(124,514)	-	3,461,071
Special Revenue Funds	300	1-300	Sports Complex	1,133,371	2,379,382	20,296	576,306	478,120	4,086	1,058,512	1,341,166	-	2,474,537
	320	1-320	Streets Improvement	6,154,080	1,500,557	-	-	35,271	6,038,349	6,073,621	(4,573,064)	-	1,581,016
	350	1-350	Local Government Correction	607,284	669,037	-	-	350,265	-	350,265	318,772	(927)	925,129
	360	1-360	Cannabis Revenue Fund	34,054	331,628	-	-	5,560	-	5,560	326,068	-	360,122
Insurance Funds	400	1-400	Disaster Preparedness	2,751,295	7,798	-	-	1,500,000	-	1,500,000	(1,492,202)	-	1,259,093
	401	1-401	Insurance	1,066,629	62,206	1,000,000	-	1,356,810	-	1,356,810	(294,605)	-	772,024
	402	1-402	Workers' Compensation	397,498	1,905	1,250,000	-	658,883	-	658,883	593,022	-	990,520
	420	1-420	Health Insurance	2,482,393	5,618,253	(1,534,945)	-	4,256,170	-	4,256,170	(172,862)	-	2,309,531
Grant Funds	500	1-500	Fire Protection	1,138,528	667,066	-	-	28,075	772,706	800,781	(133,715)	-	1,004,813
	501	1-501	Emergency Medical Services	13,411	20,000	(13,411)	-	-	17,885	17,885	(11,296)	-	2,115
	520	1-520	Law Enforcement Protection	0	746,397	(634,397)	-	96,121	-	96,121	15,879	-	15,879
	521	1-521	Law Enforcement Retention	-	-	-	-	-	-	-	-	-	-
	550	1-550	Beautification	8,779	15,177	50,000	-	69,044	-	69,044	(3,867)	-	4,912
	570	1-570	Municipal Transit	289,774	573,045	638,511	989,606	189,466	152,362	1,331,434	(119,877)	(71)	169,826
	580	1-580	CDBG Grant	152,251	5,000	-	-	-	106,741	106,741	(101,741)	-	50,510
	590	1-590	American Rescue Plan Act	-	3,681,801	(3,681,801)	-	-	-	-	-	-	-
Lodgers' Tax	600	1-600	LT-Promotional	2,535,615	1,086,808	-	-	1,068,540	371,126	1,439,666	(352,858)	-	2,182,757
	650	1-650	LT-Non Promotional	1,658,430	1,630,213	-	-	621,607	1,540,582	2,162,189	(531,976)	-	1,126,454
	680	1-680	LT-Discretionary	1,673,224	1,257,596	(475,000)	-	-	1,045,939	1,045,939	(263,344)	-	1,409,881
Enterprise Funds	700	1-700	Water & Sewer	13,661,559	13,223,026	1,338,134	4,714,852	2,788,669	3,978,280	11,481,801	3,079,359	(280,076)	16,460,843
	720	1-720	Solid Waste Disposal	8,027,504	8,329,986	(1,177,442)	1,924,033	1,880,193	2,462,976	6,267,202	885,342	27,917	8,940,764
	750	1-750	Special Museum	15,163	8,231	-	-	2,974	-	2,974	5,257	11	20,431
	790	1-790	Golf Pro Shop	-	1,265,587	50,000	-	558,386	22,657	581,043	734,544	6,475	741,019
Debt Service	850	1-850	NMFA-Water & Sewer	241,174	13,523	11,108,098	-	2,051,479	-	2,051,479	9,070,142	-	9,311,315
Agency Funds	900	1-900	Permanent W&S	8,961,194	112,601	-	-	-	-	-	112,601	-	9,073,794
	920	1-920	Municipal Court	23,065	-	-	-	-	-	-	-	(4,076)	18,989
	980	1-980	ELEA	72,810	75,000	-	-	65,810	-	65,810	9,190	-	82,000
Total				104,385,180	111,708,775	-	45,773,620	29,530,174	20,831,198	96,134,992	15,573,784	(250,010)	119,708,953



**City of Carlsbad**  
**Revenue**  
**FY23-11 -May**

	Fund	Fund Name	1 Jul-22	2 Aug-22	3 Sep-22	4 Oct-22	5 Nov-22	6 Dec-22	7 Jan-23	8 Feb-23	9 Mar-23	10 Apr-23	11 May-23	12 Jun-23	Total
<b>General Fund</b>	101	General Fund	5,996,173	3,775,803	4,894,341	5,163,221	4,708,835	6,145,078	5,574,871	6,573,519	5,134,029	5,572,939	8,845,670	-	62,384,478
	102	Payroll	-	-	-	-	-	-	-	-	-	-	-	-	-
	200	GRT Capital Outlay	362,290	292,850	382,923	399,554	355,371	416,184	306,865	477,768	390,892	416,201	655,208	-	4,456,106
	201	Capital Projects	46,095	311	454	384	336	59,901	(11,916)	377,468	37,486	546	462	-	511,528
<b>Capital Funds</b>	202	Airport Improvements	39,649	1,199	6,074	119,815	2,419	937	709	6,370	725,251	1,332	1,132	-	904,887
	220	Landfill-Reserve	348	359	6,713	348	359	132,210	487	1,298	16,946	10,886	-	-	169,955
	230	Landfill-Closure	-	-	-	-	-	-	-	-	-	-	-	-	-
	240	Landfill-Construction	-	-	-	-	-	-	-	-	-	-	-	-	-
<b>Special Revenue Funds</b>	300	Sports Complex	193,888	156,922	203,478	213,509	188,838	221,152	163,062	253,876	209,608	223,126	351,923	-	2,379,382
	320	Streets Improvement	78,628	60,417	85,320	78,624	342,491	78,938	66,857	481,649	71,831	80,792	75,010	-	1,500,557
	350	Local Government Correction	47,444	65,688	55,405	72,190	54,339	58,118	61,318	63,374	69,193	61,282	60,686	-	669,037
	360	Cannabis Revenue Fund	30,249	30,372	13,724	42,439	32,717	25,800	33,187	29,897	26,441	38,762	28,041	-	331,628
<b>Insurance Funds</b>	400	Disaster Preparedness	-	759	-	-	760	-	-	760	-	-	5,519	-	7,798
	401	Insurance	10,229	-	2,675	21,609	-	19,112	-	8,037	-	-	544	-	62,206
	402	Workers' Compensation	-	-	1,277	-	-	-	-	628	-	-	-	-	1,905
	420	Health Insurance	536,474	517,361	521,104	504,011	502,207	516,264	500,430	503,281	500,906	508,728	507,487	-	5,618,253
<b>Grant Funds</b>	500	Fire Protection	-	333,533	-	-	-	-	-	333,533	-	-	-	-	667,066
	501	Emergency Medical Services	-	-	20,000	-	-	-	-	-	-	-	-	-	20,000
	520	Law Enforcement Protection	-	-	112,000	-	-	600,000	-	-	-	34,397	-	-	746,397
	521	Law Enforcement Retention	-	-	-	-	-	-	-	-	-	-	-	-	-
	550	Beautification	-	15,177	-	-	-	-	-	-	-	-	-	-	15,177
	570	Municipal Transit	61,628	65,780	5,333	86,323	139,146	3,037	4,712	76,823	56,331	71,132	2,801	-	573,045
	580	CDBG Grant	(0)	-	-	-	-	-	-	-	-	-	5,000	-	5,000
	590	American Rescue Plan Act	-	3,681,801	-	-	-	-	-	-	-	-	-	-	3,681,801
<b>Lodgers' Tax</b>	600	LT-Promotional	84,881	99,244	90,877	132,801	111,111	42,205	95,531	89,452	104,870	118,795	117,042	-	1,086,808
	650	LT-Non Promotional	127,321	148,866	136,315	196,568	166,666	65,941	143,297	134,178	157,304	178,192	175,564	-	1,630,213
	680	LT-Discretionary	91,367	121,424	125,613	11,706	118,310	207,893	116,378	118,749	108,700	123,364	114,091	-	1,257,596
<b>Enterprise Funds</b>	700	Water & Sewer	1,476,645	1,331,162	1,395,838	1,322,508	1,101,320	966,429	1,026,742	902,730	1,038,556	989,284	1,671,812	-	13,223,026
	720	Solid Waste Disposal	732,203	729,495	715,639	722,108	726,499	769,581	770,582	782,573	773,555	750,102	857,649	-	8,329,986
	750	Special Museum	965	686	1,167	453	638	497	397	353	916	454	1,706	-	8,231
	790	Golf Pro Shop	-	252,169	116,345	86,526	51,673	73,442	139,278	89,227	135,811	139,669	181,446	-	1,265,587
<b>Debt Service</b>	850	NMFA-Water & Sewer	657	770	918	1,065	733	1,205	1,774	1,721	2,118	2,322	240	-	13,523
<b>Agency Funds</b>	900	Permanent W&S	5,555	-	-	19,980	-	-	20,065	-	-	19,713	47,287	-	112,601
	920	Municipal Court	-	-	-	-	-	-	-	-	-	-	-	-	-
	950	WIPP Accel Impact	-	-	-	-	-	-	-	-	-	-	-	-	-
	980	ELEA	-	50,000	25,000	-	-	-	-	-	-	-	-	-	75,000
		<b>Total</b>	<b>9,922,688</b>	<b>11,732,149</b>	<b>8,918,533</b>	<b>9,195,740</b>	<b>8,604,769</b>	<b>10,403,924</b>	<b>9,014,628</b>	<b>11,307,264</b>	<b>9,560,743</b>	<b>9,342,018</b>	<b>13,706,320</b>	<b>-</b>	<b>111,708,775</b>



**City of Carlsbad**  
**Labor**  
**FY23-11 -May**

			1	2	3	4	5	6	7	8	9	10	11	12	Total
	Fund	Fund Name	Jul-22	Aug-22	Sep-22	Oct-22	Nov-22	Dec-22	Jan-23	Feb-23	Mar-23	Apr-23	May-23	Jun-23	
<b>General Fund</b>	101	General Fund	4,412,551	2,997,438	3,061,253	4,308,509	3,168,333	4,572,680	2,994,726	2,935,904	3,083,718	3,041,154	2,992,556	-	37,568,823
	102	Payroll	-	-	-	-	-	-	-	-	-	-	-	-	-
	200	GRT Capital Outlay	-	-	-	-	-	-	-	-	-	-	-	-	-
	201	Capital Projects	-	-	-	-	-	-	-	-	-	-	-	-	-
<b>Capital Funds</b>	202	Airport Improvements	-	-	-	-	-	-	-	-	-	-	-	-	-
	220	Landfill-Reserve	-	-	-	-	-	-	-	-	-	-	-	-	-
	230	Landfill-Closure	-	-	-	-	-	-	-	-	-	-	-	-	-
	240	Landfill-Construction	-	-	-	-	-	-	-	-	-	-	-	-	-
<b>Special Revenue Funds</b>	300	Sports Complex	68,919	46,027	44,551	64,992	44,599	63,995	47,557	47,275	47,275	50,614	50,501	-	576,306
	320	Streets Improvement	-	-	-	-	-	-	-	-	-	-	-	-	-
	350	Local Government Correction	-	-	-	-	-	-	-	-	-	-	-	-	-
	400	Disaster Preparedness	-	-	-	-	-	-	-	-	-	-	-	-	-
<b>Insurance Funds</b>	401	Insurance	-	-	-	-	-	-	-	-	-	-	-	-	-
	402	Workers' Compensation	-	-	-	-	-	-	-	-	-	-	-	-	-
	420	Health Insurance	-	-	-	-	-	-	-	-	-	-	-	-	-
	500	Fire Protection	-	-	-	-	-	-	-	-	-	-	-	-	-
	501	Emergency Medical Services	-	-	-	-	-	-	-	-	-	-	-	-	-
	520	Law Enforcement Protection	-	-	-	-	-	-	-	-	-	-	-	-	-
<b>Grant Funds</b>	550	Beautification	-	-	-	-	-	-	-	-	-	-	-	-	-
	570	Municipal Transit	111,808	82,688	84,842	121,159	79,282	112,659	78,981	80,684	79,116	79,621	78,766	-	989,606
	580	CDBG Grant	-	-	-	-	-	-	-	-	-	-	-	-	-
	590	American Rescue Plan Act	-	-	-	-	-	-	-	-	-	-	-	-	-
	600	LT-Promotional	-	-	-	-	-	-	-	-	-	-	-	-	-
<b>Lodgers' Tax</b>	650	LT-Non Promotional	-	-	-	-	-	-	-	-	-	-	-	-	-
	680	LT-Discretionary	-	-	-	-	-	-	-	-	-	-	-	-	-
<b>Enterprise Funds</b>	700	Water & Sewer	548,650	391,299	375,417	559,648	390,546	546,432	393,769	381,554	382,367	372,626	372,543	-	4,714,852
	720	Solid Waste Disposal	220,615	140,083	147,726	210,544	146,004	234,688	172,672	160,566	159,412	172,665	159,058	-	1,924,033
	750	Special Museum	-	-	-	-	-	-	-	-	-	-	-	-	-
	790	Golf Pro Shop	-	-	-	-	-	-	-	-	-	-	-	-	-
<b>Debt Service</b>	850	NMFA-Water & Sewer	-	-	-	-	-	-	-	-	-	-	-	-	-
	900	Permanent W&S	-	-	-	-	-	-	-	-	-	-	-	-	-
<b>Agency Funds</b>	920	Municipal Court	-	-	-	-	-	-	-	-	-	-	-	-	-
	950	WIPP Accel Impact	-	-	-	-	-	-	-	-	-	-	-	-	-
	980	ELEA	-	-	-	-	-	-	-	-	-	-	-	-	-
		<b>Total</b>	<b>5,362,542</b>	<b>3,657,535</b>	<b>3,713,790</b>	<b>5,264,852</b>	<b>3,828,764</b>	<b>5,530,454</b>	<b>3,687,706</b>	<b>3,605,984</b>	<b>3,751,888</b>	<b>3,716,681</b>	<b>3,653,424</b>	<b>-</b>	<b>45,773,620</b>

**City of Carlsbad**  
**Operations**  
**FY23-11 -May**

			1	2	3	4	5	6	7	8	9	10	11	12	
	Fund	Fund Name	Jul-22	Aug-22	Sep-22	Oct-22	Nov-22	Dec-22	Jan-23	Feb-23	Mar-23	Apr-23	May-23	Jun-23	Total
<b>General Fund</b>	101	General Fund	1,065,304	987,725	1,066,353	902,517	777,626	734,532	1,024,481	1,003,016	927,059	751,160	893,028	-	10,132,802
	102	Payroll	-	-	-	-	-	-	-	-	-	-	-	-	-
<b>Capital Funds</b>	200	GRT Capital Outlay	14,600	12,954	15,267	16,001	14,752	16,667	12,609	19,138	15,661	16,501	24,710	-	178,859
	201	Capital Projects	-	-	-	-	-	-	-	-	-	-	-	-	-
	202	Airport Improvements	-	-	-	-	-	-	-	-	-	1,728	473	-	2,201
	220	Landfill-Reserve	-	-	-	-	-	-	-	-	-	-	-	-	-
	230	Landfill-Closure	3,079	-	-	3,079	14,966	-	6,155	-	-	3,076	-	-	30,355
	240	Landfill-Construction	-	-	183,568	862,475	23,073	-	-	43,520	-	11,879	-	-	1,124,514
<b>Special Revenue Funds</b>	300	Sports Complex	73,689	35,701	42,416	37,659	50,092	23,408	29,235	34,554	39,521	36,390	75,454	-	478,120
	320	Streets Improvement	-	22,851	12,420	-	-	-	-	-	-	-	-	-	35,271
	350	Local Government Correction	39,045	45,885	48,545	-	38,380	29,640	29,545	30,590	27,645	28,120	32,870	-	350,265
	360	Cannabis Revenue Fund	-	-	-	1,273	982	774	-	897	793	-	841	-	5,560
<b>Insurance Funds</b>	400	Disaster Preparedness	1,500,000	-	-	-	-	-	-	-	-	-	-	-	1,500,000
	401	Insurance	1,276	1,087,406	85,554	2,996	38,022	13,883	4,296	19,490	22,052	61,041	20,794	-	1,356,810
	402	Workers' Compensation	66,435	15,167	33,864	67,672	28,870	33,660	247,637	29,286	32,658	49,261	54,372	-	658,883
	420	Health Insurance	483,923	310,847	436,203	243,739	370,609	294,284	288,675	359,304	416,509	650,687	401,391	-	4,256,170
<b>Grant Funds</b>	500	Fire Protection	-	-	-	-	-	-	-	-	4,256	17,727	6,092	-	28,075
	501	Emergency Medical Services	-	-	-	-	-	-	-	-	-	-	-	-	-
	520	Law Enforcement Protection	378	18,015	3,942	5,362	7,367	4,067	4,132	8,633	28,552	1,426	14,246	-	96,121
	550	Beautification	6,155	9,964	8,073	8,716	8,931	5,954	5,257	6,517	8,629	849	-	-	69,044
	570	Municipal Transit	15,962	12,119	32,309	18,042	14,033	19,153	12,308	12,334	17,018	14,432	21,756	-	189,466
	580	CDBG Grant	-	-	-	-	-	-	-	-	-	-	-	-	-
	590	American Rescue Plan Act	-	-	-	-	-	-	-	-	-	-	-	-	-
<b>Lodgers' Tax</b>	600	LT-Promotional	279,680	(27,197)	77,776	123,634	82,886	85,709	67,627	146,280	70,179	71,869	90,097	-	1,068,540
	650	LT-Non Promotional	116,732	134,718	29,323	45,208	31,215	95,958	32,432	27,708	52,896	27,708	27,708	-	621,607
	680	LT-Discretionary	-	-	-	-	-	-	-	-	-	-	-	-	-
<b>Enterprise Funds</b>	700	Water & Sewer	269,730	259,277	318,452	230,256	204,958	156,122	303,774	201,687	357,642	261,197	225,574	-	2,788,669
	720	Solid Waste Disposal	80,378	83,171	219,910	270,653	201,770	98,450	132,694	165,070	170,764	338,739	118,594	-	1,880,193
	750	Special Museum	19	269	108	122	73	10	9	104	933	1,284	44	-	2,974
	790	Golf Pro Shop	25,423	28,967	39,726	27,164	78,391	38,847	26,544	52,064	55,995	132,721	52,544	-	558,386
<b>Debt Service</b>	850	NMFA-Water & Sewer	-	-	1,090,387	-	123,493	-	-	-	-	-	837,598	-	2,051,479
<b>Agency Funds</b>	900	Permanent W&S	-	-	-	-	-	-	-	-	-	-	-	-	-
	920	Municipal Court	-	-	-	-	-	-	-	-	-	-	-	-	-
	950	WIPP Accel Impact	-	-	-	-	-	-	-	-	-	-	-	-	-
	980	ELEA	4,962	6,995	4,874	5,028	4,874	4,874	11,628	5,197	7,500	5,002	4,874	-	65,810
		<b>Total</b>	<b>4,046,771</b>	<b>3,044,832</b>	<b>3,749,071</b>	<b>2,871,596</b>	<b>2,115,363</b>	<b>1,655,992</b>	<b>2,239,038</b>	<b>2,165,389</b>	<b>2,256,263</b>	<b>2,482,796</b>	<b>2,903,063</b>	<b>-</b>	<b>29,530,174</b>

**City of Carlsbad**  
**Capital**  
**FY23-11 -May**

			1	2	3	4	5	6	7	8	9	10	11	12	
	Fund	Fund Name	Jul-22	Aug-22	Sep-22	Oct-22	Nov-22	Dec-22	Jan-23	Feb-23	Mar-23	Apr-23	May-23	Jun-23	Total
<b>General Fund</b>	101	General Fund	77,311	123,182	167,246	82,250	173,351	225,370	416,574	245,320	877,017	237,126	649,569	-	3,274,315
	102	Payroll	-	-	-	-	-	-	-	-	-	-	-	-	-
	200	GRT Capital Outlay	10,317	4,875	21,346	7,299	8,055	-	-	17,013	-	5,949	-	-	74,852
	201	Capital Projects	-	-	-	57,051	358,360	54,024	68,006	24,261	19,354	28,577	322,562	-	932,193
<b>Capital Funds</b>	202	Airport Improvements	28,978	-	7,171	-	-	-	-	-	-	-	-	-	36,148
	220	Landfill-Reserve	-	-	-	-	-	-	-	-	-	-	-	-	-
	230	Landfill-Closure	-	-	-	-	-	-	-	-	-	-	-	-	-
	240	Landfill-Construction	-	-	-	-	-	-	-	-	-	-	-	-	-
<b>Special Revenue Funds</b>	300	Sports Complex	-	-	-	-	-	-	-	3,387	699	-	-	-	4,086
	320	Streets Improvement	(23,628)	274,158	1,027,591	738,220	1,373,890	28,504	569,122	248,545	179,203	1,147,126	475,618	-	6,038,349
	350	Local Government Correction	-	-	-	-	-	-	-	-	-	-	-	-	-
	400	Disaster Preparedness	-	-	-	-	-	-	-	-	-	-	-	-	-
<b>Insurance Funds</b>	401	Insurance	-	-	-	-	-	-	-	-	-	-	-	-	-
	402	Workers' Compensation	-	-	-	-	-	-	-	-	-	-	-	-	-
	420	Health Insurance	-	-	-	-	-	-	-	-	-	-	-	-	-
	500	Fire Protection	-	10,003	-	-	6,290	-	-	20,126	-	736,288	-	-	772,706
	501	Emergency Medical Services	-	-	-	-	-	-	17,885	-	-	-	-	-	17,885
	520	Law Enforcement Protection	-	-	-	-	-	-	-	-	-	-	-	-	-
<b>Grant Funds</b>	550	Beautification	-	-	-	-	-	-	-	-	-	-	-	-	-
	570	Municipal Transit	-	-	-	-	-	-	-	7,200	118,769	26,392	-	-	152,362
	580	CDBG Grant	8,732	(26,197)	5,702	94,569	18,936	5,000	-	-	-	-	-	-	106,741
	590	American Rescue Plan Act	-	-	-	-	-	-	-	-	-	-	-	-	-
	600	LT-Promotional	371,126	-	-	-	-	-	-	-	-	-	-	-	371,126
<b>Lodgers' Tax</b>	650	LT-Non Promotional	-	-	165,282	-	218,253	117,415	638,891	157,788	168,052	-	74,901	-	1,540,582
	680	LT-Discretionary	-	-	-	223,106	11,901	468,099	1,773	12,427	307,584	21,050	-	-	1,045,939
<b>Enterprise Funds</b>	700	Water & Sewer	117,374	88,411	251,935	1,149,496	364,981	122,777	334,413	128,630	472,745	684,518	263,000	-	3,978,280
	720	Solid Waste Disposal	255,411	391,791	391,791	-	784,013	-	-	662,045	67,245	(89,320)	-	-	2,462,976
	750	Special Museum	-	-	-	-	-	-	-	-	-	-	-	-	-
	790	Golf Pro Shop	-	-	-	-	-	-	-	-	-	22,657	-	-	22,657
<b>Debt Service</b>	850	NMFA-Water & Sewer	-	-	-	-	-	-	-	-	-	-	-	-	-
	900	Permanent W&S	-	-	-	-	-	-	-	-	-	-	-	-	-
<b>Agency Funds</b>	920	Municipal Court	-	-	-	-	-	-	-	-	-	-	-	-	-
	950	WIPP Accel Impact	-	-	-	-	-	-	-	-	-	-	-	-	-
	980	ELEA	-	-	-	-	-	-	-	-	-	-	-	-	-
		<b>Total</b>	<b>845,619</b>	<b>866,222</b>	<b>2,038,063</b>	<b>2,351,990</b>	<b>3,318,029</b>	<b>1,021,188</b>	<b>2,046,665</b>	<b>1,526,741</b>	<b>2,210,668</b>	<b>2,820,363</b>	<b>1,785,650</b>	<b>-</b>	<b>20,831,198</b>



City of Carlsbad

Total Costs

FY23-11 -May

		1	2	3	4	5	6	7	8	9	10	11	12	Total	
	Fund	Fund Name	Jul-22	Aug-22	Sep-22	Oct-22	Nov-22	Dec-22	Jan-23	Feb-23	Mar-23	Apr-23	May-23	Jun-23	Total
General Fund	101	General Fund	5,555,166	4,108,346	4,294,852	5,293,276	4,119,309	5,532,582	4,435,781	4,184,240	4,887,795	4,029,440	4,535,154	-	50,975,940
	102	Payroll	-	-	-	-	-	-	-	-	-	-	-	-	-
Capital Funds	200	GRT Capital Outlay	24,917	17,829	36,613	23,299	22,807	16,667	12,609	36,151	15,661	22,449	24,710	-	253,711
	201	Capital Projects	-	-	-	57,051	358,360	54,024	68,006	24,261	19,354	28,577	322,562	-	932,193
	202	Airport Improvements	28,978	-	7,171	-	-	-	-	-	-	1,728	473	-	38,349
	220	Landfill-Reserve	-	-	-	-	-	-	-	-	-	-	-	-	-
	230	Landfill-Closure	3,079	-	-	3,079	14,966	-	6,155	-	-	3,076	-	-	30,355
	240	Landfill-Construction	-	-	183,568	862,475	23,073	-	-	43,520	-	11,879	-	-	1,124,514
Special Revenue Funds	300	Sports Complex	142,608	81,728	86,968	102,650	94,691	87,403	76,793	85,216	87,495	87,005	125,955	-	1,058,512
	320	Streets Improvement	(23,628)	297,009	1,040,012	738,220	1,373,890	28,504	569,122	248,545	179,203	1,147,126	475,618	-	6,073,621
	350	Local Government Correction	39,045	45,885	48,545	-	38,380	29,640	29,545	30,590	27,645	28,120	32,870	-	350,265
	360	Cannabis Revenue Fund	-	-	-	1,273	982	774	-	897	793	-	841	-	5,560
Insurance Funds	400	Disaster Preparedness	1,500,000	-	-	-	-	-	-	-	-	-	-	-	1,500,000
	401	Insurance	1,276	1,087,406	85,554	2,996	38,022	13,883	4,296	19,490	22,052	61,041	20,794	-	1,356,810
	402	Workers' Compensation	66,435	15,167	33,864	67,672	28,870	33,660	247,637	29,286	32,658	49,261	54,372	-	658,883
	420	Health Insurance	483,923	310,847	436,203	243,739	370,609	294,284	288,675	359,304	416,509	650,687	401,391	-	4,256,170
Grant Funds	500	Fire Protection	-	10,003	-	-	6,290	-	-	20,126	4,256	754,014	6,092	-	800,781
	501	Emergency Medical Services	-	-	-	-	-	-	17,885	-	-	-	-	-	17,885
	520	Law Enforcement Protection	378	18,015	3,942	5,362	7,367	4,067	4,132	8,633	28,552	1,426	14,246	-	96,121
	550	Beautification	6,155	9,964	8,073	8,716	8,931	5,954	5,257	6,517	8,629	849	-	-	69,044
	570	Municipal Transit	127,770	94,807	117,152	139,201	93,315	131,811	91,289	100,218	214,903	120,445	100,522	-	1,331,434
	580	CDBG Grant	8,732	(26,197)	5,702	94,569	18,936	5,000	-	-	-	-	-	-	106,741
	590	American Rescue Plan Act	-	-	-	-	-	-	-	-	-	-	-	-	-
Lodgers' Tax	600	LT-Promotional	650,806	(27,197)	77,776	123,634	82,886	85,709	67,627	146,280	70,179	71,869	90,097	-	1,439,666
	650	LT-Non Promotional	116,732	134,718	194,605	45,208	249,468	213,373	671,323	185,496	220,948	27,708	102,609	-	2,162,189
	680	LT-Discretionary	-	-	-	223,106	11,901	468,099	1,773	12,427	307,584	21,050	-	-	1,045,939
Enterprise Funds	700	Water & Sewer	935,754	738,988	945,803	1,939,400	960,485	825,331	1,031,956	711,871	1,212,755	1,318,341	861,117	-	11,481,801
	720	Solid Waste Disposal	556,403	615,044	759,427	481,197	1,131,788	333,138	305,366	987,681	397,421	422,085	277,652	-	6,267,202
	750	Special Museum	19	269	108	122	73	10	9	104	933	1,284	44	-	2,974
	790	Golf Pro Shop	25,423	28,967	39,726	27,164	78,391	38,847	26,544	52,064	55,995	155,378	52,544	-	581,043
Debt Service	850	NMFA-Water & Sewer	-	-	1,090,387	-	123,493	-	-	-	-	-	837,598	-	2,051,479
Agency Funds	900	Permanent W&S	-	-	-	-	-	-	-	-	-	-	-	-	-
	920	Municipal Court	-	-	-	-	-	-	-	-	-	-	-	-	-
	950	WIPP Accel Impact	-	-	-	-	-	-	-	-	-	-	-	-	-
	980	ELEA	4,962	6,995	4,874	5,028	4,874	4,874	11,628	5,197	7,500	5,002	4,874	-	65,810
		Total	10,254,932	7,568,590	9,500,924	10,488,438	9,262,156	8,207,635	7,973,408	7,298,114	8,218,820	9,019,839	8,342,137	-	96,134,992

City of Carlsbad  
Net Change in Fund  
FY23-11 -May

	Fund	Fund Name	1 Jul-22	2 Aug-22	3 Sep-22	4 Oct-22	5 Nov-22	6 Dec-22	7 Jan-23	8 Feb-23	9 Mar-23	10 Apr-23	11 May-23	12 Jun-23	Total
<b>General Fund</b>	101	General Fund	441,007	(5,244,132)	4,281,290	1,249,391	589,526	612,495	1,139,089	(3,985,156)	246,234	1,877,331	4,310,516	-	5,517,593
	102	Payroll	-	-	-	-	-	-	-	-	-	-	-	-	-
	200	GRT Capital Outlay	337,373	(964,504)	(403,690)	376,254	(156,960)	399,518	294,256	(537,431)	375,231	393,751	630,498	-	744,297
	201	Capital Projects	46,095	311	454	(56,667)	(358,024)	5,878	(79,921)	353,208	18,132	(28,031)	(322,100)	-	(420,665)
<b>Capital Funds</b>	202	Airport Improvements	10,671	301,199	(1,097)	119,815	2,419	937	709	6,370	725,251	(395)	659	-	1,166,537
	220	Landfill-Reserve	348	111,359	6,713	348	359	132,210	487	1,298	16,946	10,886	-	-	280,955
	230	Landfill-Closure	(3,079)	-	-	(3,079)	(14,966)	-	(6,155)	-	-	(3,076)	-	-	(30,355)
	240	Landfill-Construction	-	1,000,000	(183,568)	(862,475)	(23,073)	-	-	(43,520)	-	(11,879)	-	-	(124,514)
<b>Special Revenue Funds</b>	300	Sports Complex	51,279	75,194	116,510	131,154	94,146	133,750	86,269	168,661	122,112	136,121	225,968	-	1,341,166
	320	Streets Improvement	102,256	(236,592)	(954,692)	(659,595)	(1,031,399)	50,434	(502,265)	233,104	(107,372)	(1,066,335)	(400,607)	-	(4,573,064)
	350	Local Government Correction	8,399	19,803	6,860	72,190	15,959	28,478	31,773	32,784	41,548	33,162	27,816	-	318,772
	360	Cannabis Revenue Fund	30,249	30,372	13,724	41,166	31,736	25,026	33,187	29,000	25,648	38,762	27,199	-	326,068
<b>Insurance Funds</b>	400	Disaster Preparedness	(1,500,000)	759	-	-	760	-	-	760	-	-	5,519	-	(1,492,202)
	401	Insurance	8,952	(87,406)	(82,879)	18,614	(38,022)	5,229	(4,296)	(11,453)	(22,052)	(61,041)	(20,250)	-	(294,605)
	402	Workers' Compensation	(66,435)	1,234,833	(32,587)	(67,672)	(28,870)	(33,660)	(247,637)	(28,658)	(32,658)	(49,261)	(54,372)	-	593,022
	420	Health Insurance	52,552	206,515	84,902	(1,274,673)	131,598	221,980	211,755	143,977	84,397	(141,959)	106,096	-	(172,862)
	500	Fire Protection	-	323,530	-	-	(6,290)	-	-	313,407	(4,256)	(754,014)	(6,092)	-	(133,715)
	501	Emergency Medical Services	-	(13,411)	20,000	-	-	-	(17,885)	-	-	-	-	-	(11,296)
<b>Grant Funds</b>	520	Law Enforcement Protection	(378)	(18,015)	108,058	(5,362)	(7,367)	595,933	(4,132)	(634,198)	(28,552)	24,139	(14,246)	-	15,879
	550	Beautification	(6,155)	55,213	(8,073)	(8,716)	(8,931)	(5,954)	(5,257)	(6,517)	(8,629)	(849)	-	-	(3,867)
	570	Municipal Transit	(66,142)	570,973	(111,819)	(14,368)	45,831	(128,774)	(86,577)	(23,395)	(158,572)	(49,313)	(97,722)	-	(119,877)
	580	CDBG Grant	(8,732)	26,197	(5,702)	(94,569)	(18,936)	(5,000)	-	-	-	-	5,000	-	(101,741)
	590	American Rescue Plan Act	-	3,681,801	(3,681,801)	-	-	-	-	-	-	-	-	-	-
<b>Lodgers' Tax</b>	600	LT-Promotional	(565,925)	126,441	13,101	9,167	28,225	(43,503)	27,904	(56,828)	34,691	46,926	26,945	-	(352,858)
	650	LT-Non Promotional	10,589	14,148	(58,290)	151,360	(82,802)	(147,433)	(528,026)	(51,318)	(63,643)	150,484	72,955	-	(531,976)
	680	LT-Discretionary	91,367	121,424	125,613	(361,400)	106,409	(260,206)	114,605	106,322	(198,883)	(222,686)	114,091	-	(263,344)
<b>Enterprise Funds</b>	700	Water & Sewer	540,890	992,174	1,200,035	(428,757)	140,835	141,098	(5,214)	190,859	(174,199)	(329,057)	810,695	-	3,079,359
	720	Solid Waste Disposal	175,800	(1,121,549)	(43,788)	299,468	(405,288)	436,444	465,216	(205,108)	376,134	328,017	579,996	-	885,342
	750	Special Museum	947	417	1,059	331	565	486	388	249	(17)	(830)	1,662	-	5,257
	790	Golf Pro Shop	(25,423)	273,203	76,620	59,362	(26,718)	34,595	112,735	37,163	79,816	(15,709)	128,902	-	734,544
<b>Debt Service</b>	850	NMFA-Water & Sewer	657	2,640,295	(1,089,470)	1,065	366,764	1,205	1,774	7,980,769	2,118	2,322	(837,358)	-	9,070,142
	900	Permanent W&S	5,555	-	-	19,980	-	-	20,065	-	-	19,713	47,287	-	112,601
<b>Agency Funds</b>	920	Municipal Court	-	-	-	-	-	-	-	-	-	-	-	-	-
	950	WIPP Accel Impact	-	-	-	-	-	-	-	-	-	-	-	-	-
	980	ELEA	(4,962)	43,005	20,126	(5,028)	(4,874)	(4,874)	(11,628)	(5,197)	(7,500)	(5,002)	(4,874)	-	9,190
		<b>Total</b>	<b>(332,244)</b>	<b>4,163,559</b>	<b>(582,391)</b>	<b>(1,292,698)</b>	<b>(657,387)</b>	<b>2,196,290</b>	<b>1,041,220</b>	<b>4,009,150</b>	<b>1,341,923</b>	<b>322,179</b>	<b>5,364,183</b>	<b>-</b>	<b>15,573,784</b>

### **3. Revenues**

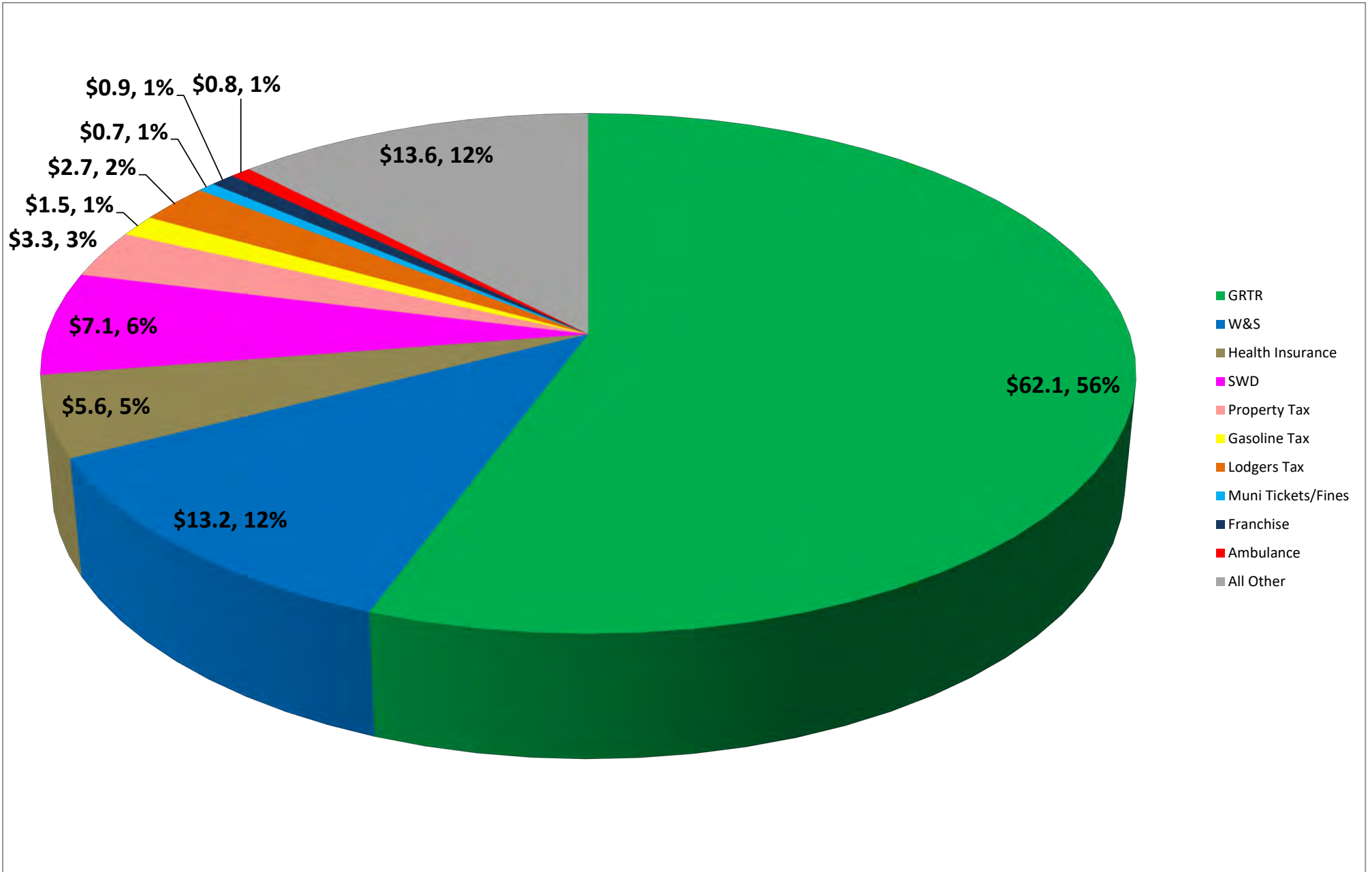
The City of Carlsbad  
Revenue by Fund  
FY23-11 May

	Fund	Fund	% of Total Revenue	July - May			Total FY Budget	FY Target 92%	
				Actual	Adj Bud	Fav(Unfav)			
General Fund	101	General Fund	55.8%	62,384,478	47,717,581	14,666,897	52,055,543	120%	
	102	Payroll	0.0%	-	-	-	-	-	
Captial Funds	200	GRT Capital Outlay	4.0%	4,456,106	3,080,000	1,376,106	3,360,000	133%	
	201	Capital Projects	0.5%	511,528	9,501,379	(8,989,851)	10,365,141	5%	
	202	Airport Improvements	0.8%	904,887	4,119,680	(3,214,793)	4,494,196	20%	
	220	Landfill-Reserve	0.2%	169,955	101,750	68,205	111,000	153%	
	230	Landfill-Closure	0.0%	-	-	-	-	-	
	240	Landfill-Construction	0.0%	-	-	-	-	-	
Special Revenue Funds	300	Sports Complex	2.1%	2,379,382	1,999,250	380,132	2,181,000	109%	
	320	Streets Improvement	1.3%	1,500,557	2,164,761	(664,204)	2,361,557	64%	
	350	Local Government Correction	0.6%	669,037	696,667	(27,630)	760,000	88%	
	360	Cannabis Revenue	0.3%	331,628	-	331,628	-	0%	
Insurance Funds	400	Disaster Preparedness	0.0%	7,798	-	7,798	-	0%	
	401	Insurance	0.1%	62,206	18,398	43,808	20,070	310%	
	402	Workers' Compensation	0.0%	1,905	-	1,905	-	0%	
	420	Health Insurance	5.0%	5,618,253	6,063,750	(445,497)	6,615,000	85%	
Grant Funds	500	Fire Protection	0.6%	667,066	611,477	55,589	667,066	100%	
	501	Emergency Medical Services	0.0%	20,000	18,333	1,667	20,000	100%	
	520	Law Enforcement Protection	0.7%	746,397	684,198	62,200	746,397	100%	
	521	Law Enforcement Retention	0.0%	-	-	-	-	0%	
	550	Beautification	0.0%	15,177	32,083	(16,906)	35,000	43%	
	570	Municipal Transit	0.5%	573,045	2,497,955	(1,924,910)	2,725,042	21%	
	580	CDBG Grant	0.0%	5,000	198,506	(193,506)	216,552	2%	
	590	American Rescue Plan Act	3.3%	3,681,801	3,374,984	306,817	3,681,801	100%	
Lodgers' Tax	600	LT-Promotional	1.0%	1,086,808	687,500	399,308	750,000	145%	
	650	LT-Non Promotional	1.5%	1,630,213	1,008,333	621,880	1,100,000	148%	
	680	LT-Discretionary	1.1%	1,257,596	1,008,333	249,262	1,100,000	114%	
Enterprise Funds	700	Water & Sewer	11.8%	13,223,026	18,320,705	(5,097,680)	19,986,224	66%	
	720	Solid Waste Disposal	7.5%	8,329,986	7,118,833	1,211,153	7,766,000	107%	
	750	Special Museum	0.0%	8,231	9,167	(936)	10,000	82%	
	790	Golf Pro Shop	1.1%	1,265,587	914,833	350,753	998,000	127%	
Debt Service Funds	850	NMFA-Water & Sewer	0.0%	13,523	-	13,523	-	0%	
Agency Funds	900	Permanent W&S	0.1%	112,601	-	112,601	-	0%	
	920	Municipal Court	0.0%	-	-	-	-	0%	
	950	WIPP Accel Impact	0.0%	-	-	-	-	0%	
	980	ELEA	0.1%	75,000	101,750	(26,750)	111,000	68%	
				100.0%	111,708,775	112,050,206	(341,431)	122,236,589	91%

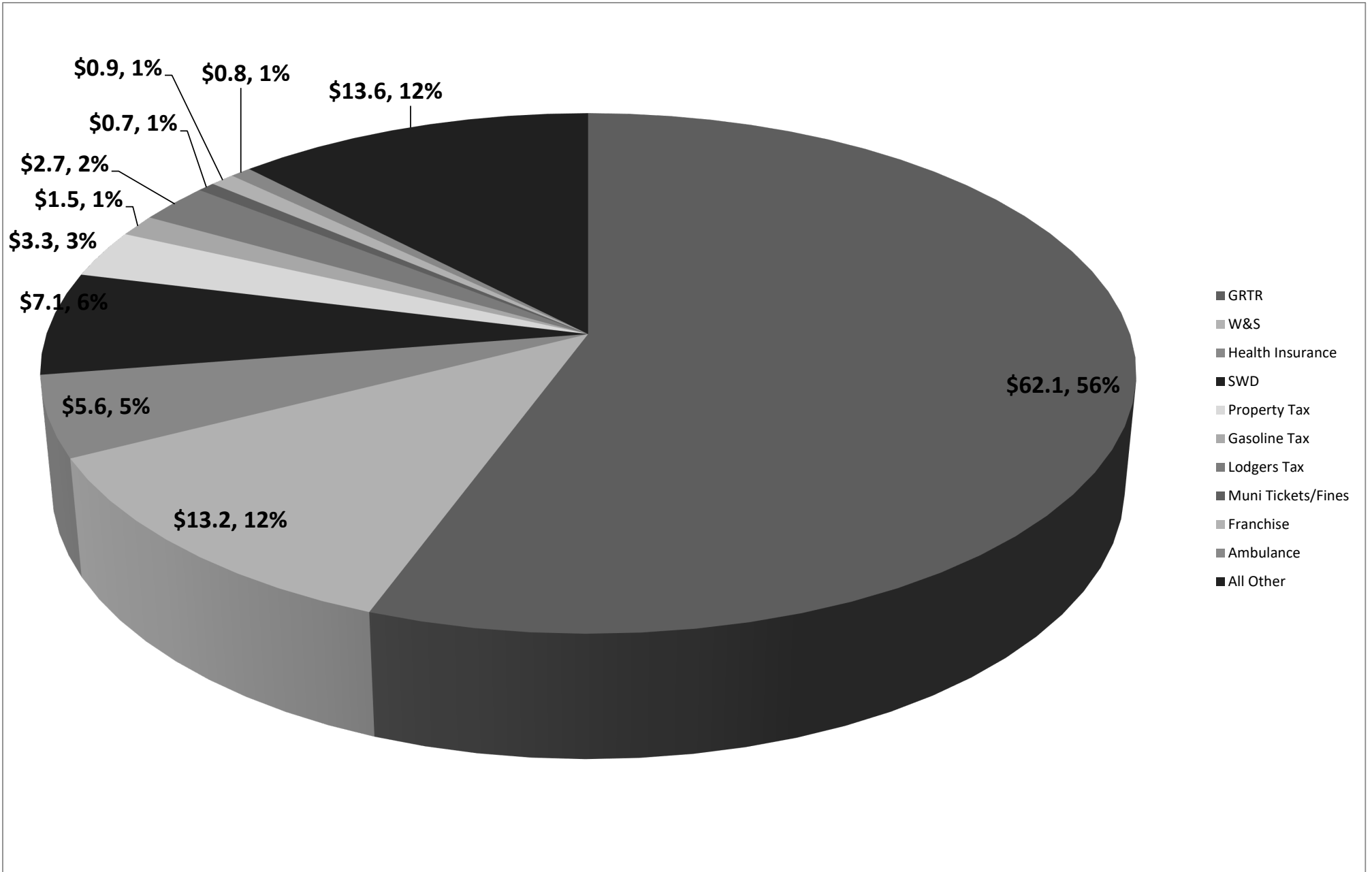
The City of Carlsbad  
Revenue by Select Funds and Categories  
FY23-11 May

No	Fund / Category	July - May			Total FY Budget	FY Target 92%
		Actual	Adj Bud	Fav(Unfav)		
<b>101</b>	<b>GENERAL FUND</b>					
	Gross Receipts Tax	54,138,270	40,316,356	13,821,914	43,981,479	123%
	Property Tax	3,308,705	3,400,691	(91,986)	3,709,845	89%
	Franchise Tax	936,494	762,208	174,285	831,500	113%
	Ambulance Service	803,238	645,333	157,904	704,000	114%
	County	625,000	572,917	52,083	625,000	100%
	Golf Green Fees & Cart Permits	-	-	-	-	0%
	Permits, Registrations and Business, Liquor, Pet License	233,205	170,500	62,705	186,000	125%
	Misc. Revenues	554,134	69,667	484,467	76,000	729%
	Grants	1,169,147	1,322,309	(153,162)	1,442,519	81%
	Fees	109,944	53,167	56,777	58,000	190%
	Cemetery	169,426	182,417	(12,990)	199,000	85%
	Water Park	101,244	81,308	19,936	88,700	114%
	Misc. Contracts & Leases	58,116	56,833	1,282	62,000	94%
	Donations	177,556	83,875	93,681	91,500	194%
		62,384,478	47,717,581	14,666,897	52,055,543	120%
<b>320</b>	<b>Streets Improvement</b>					
	Gasoline Tax	681,528	513,333	168,194	560,000	122%
	Auto License	115,815	67,833	47,982	74,000	157%
	State Leglative Grant	691,196	860,626	(169,431)	938,865	74%
	Misc.	12,018	-	12,018	-	0%
		1,500,557	1,441,793	58,764	1,572,865	95%
<b>350</b>	<b>LOCAL GOVERNMENT CORRECTION</b>					
	Local Correction Fees (Tickets, Fees, etc.)	669,037	696,667	(27,630)	760,000	88%
		669,037	696,667	(27,630)	760,000	88%
<b>600, 650, 680</b>	<b>LODGERS TAX</b>					
	LT - Promotional (600)	1,086,808	687,500	399,308	750,000	145%
	LT - Non Promotional (650)	1,630,213	1,008,333	621,880	1,100,000	148%
	LT - Discretionary (680)	1,257,596	1,008,333	249,262	1,100,000	114%
		3,974,617	2,704,167	1,270,451	2,950,000	135%
<b>700</b>	<b>WATER &amp; SEWER</b>					
	Water	5,524,209	5,041,667	482,542	5,500,000	100%
	Sewer Services	5,023,037	4,491,667	531,370	4,900,000	103%
	Septage Services	399,228	467,500	(68,272)	510,000	78%
	Effluent Contract	7,137	1,833	5,304	2,000	357%
	Double Eagle Water	1,096,616	916,667	179,950	1,000,000	110%
	Misc. Revenues	799,385	7,322,539	(6,523,154)	7,988,224	10%
	Late & Reconnect Fees	373,414	78,833	294,581	86,000	434%
		13,223,026	18,320,705	(5,097,680)	19,986,224	66%
<b>720</b>	<b>LANDFILL &amp; SOLID WASTE DISPOSAL</b>					
	Solid Waste Disposal Services	7,128,495	6,233,333	895,162	6,800,000	105%
	Gross Receipts Tax (Environmental)	1,187,052	877,250	309,802	957,000	124%
	County Share of Costs	-	-	-	-	0%
	Misc. Revenues	14,439	8,250	6,189	9,000	160%
		8,329,986	7,118,833	1,211,153	7,766,000	107%

# Total Revenues - \$Ms: \$111.7



### Total Revenues - \$Ms: \$111.7

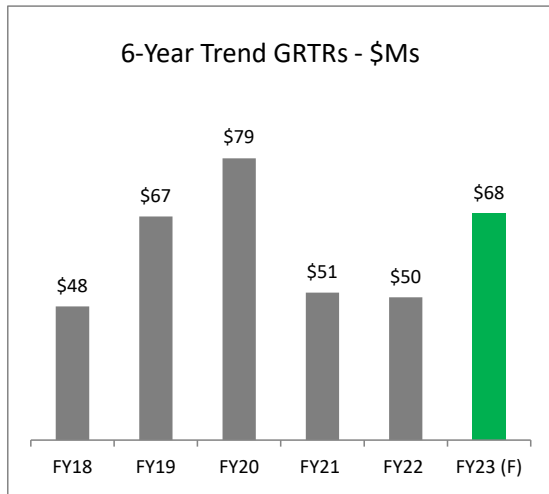
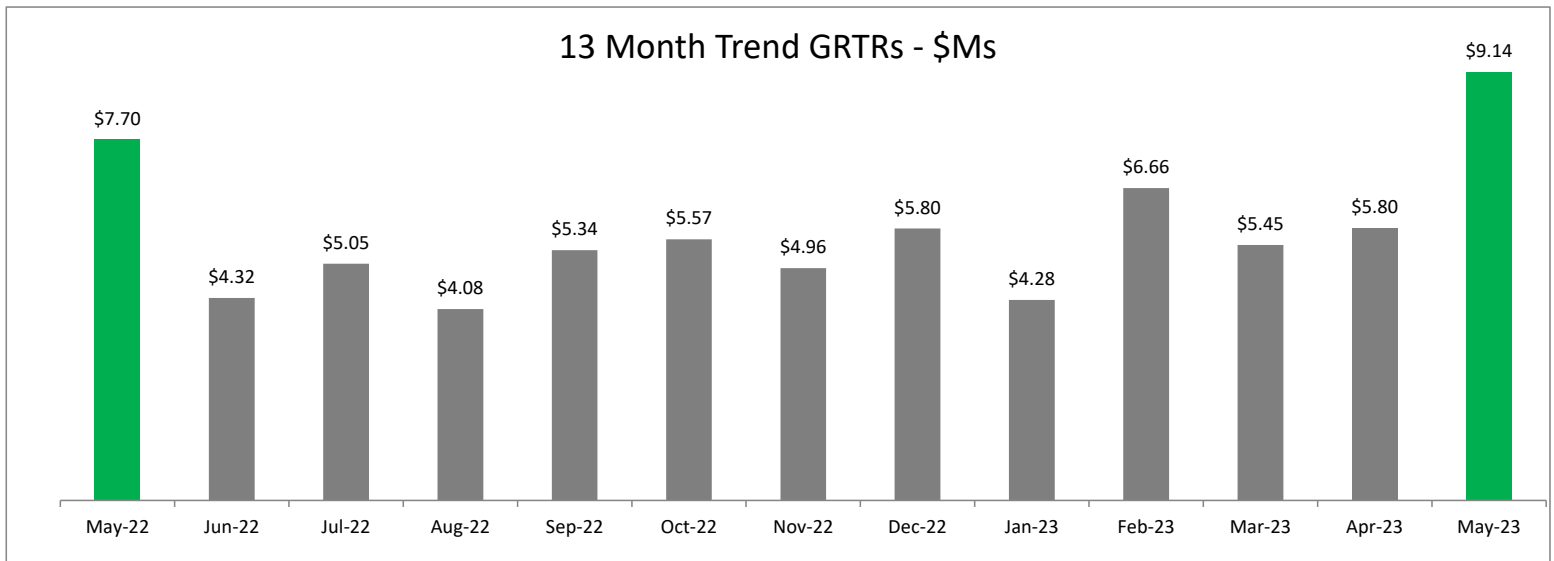


## **4. Revenues – Gross Receipts Tax**



The City of Carlsbad  
 Gross Receipts Tax Revenue (Cash Basis)  
 FY23-11 May

Fund	% of Total Revenue	July - May			Total FY Budget	FY Target 92%
		Actual	Budget	Fav(Unfav)		
<b>Fund 1 - General</b>						
Municipal GRT	25%	28,159,855	20,851,856	7,308,000	22,747,479	124%
Muni Share - State GRT	21%	23,610,525	17,472,583	6,137,942	19,061,000	124%
Muni Infrastructure	2%	2,367,889	1,991,917	375,972	2,173,000	109%
	48%	54,138,270	40,316,356	13,821,914	43,981,479	123%
<b>Fund 2 - Muni Capital Outlay GRT</b>	4%	4,456,106	3,080,000	1,376,106	3,360,000	133%
<b>Fund 29 - Muni Infrastructure (Sports Complex)</b>	2%	2,367,889	1,991,917	375,972	2,173,000	109%
<b>Fund 24 - Municipal Environment (SW Disposal)</b>	1%	1,187,052	877,250	309,802	957,000	124%
	7%	8,011,047	5,949,167	2,061,880	6,490,000	123%
<b>Total</b>	56%	62,149,316	46,265,522	15,883,794	50,471,479	123%



### Top 10 Daily Amounts Received

Count	Total Amt Received	Daily Amount	For the Month/Year	Received Month/Year
1	\$9,138,192.40	\$294,780.40	March 2023	May 2023
2	\$8,762,449.97	\$282,659.68	July 2019	September 2019
3	\$7,780,983.22	\$259,366.11	June 2019	August 2019
4	\$7,482,736.94	\$249,424.56	September 2019	November 2019
5	\$7,566,132.05	\$244,068.77	March 2022	May 2022
6	\$7,124,006.63	\$229,806.67	December 2019	February 2020
7	\$6,930,887.15	\$223,577.00	March 2020	May 2020
8	\$6,663,424.17	\$214,949.00	December 2022	February 2023
9	\$6,539,864.13	\$210,963.36	August 2019	October 2019
10	\$5,804,750.62	\$207,313.00	February 2023	April 2023

City of Carlsbad, NM  
 Gross Receipts Tax Revenue by Industry  
 Accrual Basis  
 FY23

Industry	July	Aug	Sept	Oct	Nov	Dec	Jan	Feb	Mar	Apr	May	Jun	Total	%
11 - Agriculture, Forestry, Fishing and Hunting	6,371	6,694	5,154	7,031	13,749	-	4,887	4,832	5,194	3,718	4,343		61,972	0%
21 - Mining, Quarrying, and Oil & Gas Extraction	358,334	457,234	323,338	341,109	427,520	352,222	481,740	224,716	269,511	536,494	479,869		4,252,087	7%
22 - Utilities	85,744	123,772	143,004	165,367	123,776	113,219	90,818	111,411	133,847	138,531	99,703		1,329,193	2%
23 - Construction	469,383	575,995	473,991	446,628	(549,827)	455,591	511,121	525,314	398,022	328,789	513,068		4,148,075	7%
31-33 - Manufacturing	156,995	320,836	312,516	374,444	324,181	319,838	248,363	327,392	416,163	248,955	224,965		3,274,648	5%
42 - Wholesale Trade	805,465	1,079,247	774,369	768,044	920,998	977,379	865,565	995,368	815,345	1,085,555	1,142,615		10,229,951	17%
44-45 - Retail Trade	1,265,588	1,397,293	1,252,676	1,342,089	1,393,147	1,281,049	1,209,121	1,788,684	1,205,549	1,244,129	1,503,503		14,882,827	24%
48-49 - Transportation and Warehousing	74,628	(1,828,687)	92,840	92,999	7,274	171,293	(1,008,175)	109,968	102,193	90,171	2,503,920		408,425	1%
51 - Information	103,434	119,494	105,540	111,559	107,415	103,859	100,964	118,410	114,330	107,674	117,338		1,210,017	2%
52 - Finance and Insurance	34,594	22,885	20,214	32,711	32,284	32,907	28,442	29,227	30,727	29,547	23,677		317,214	1%
53 - Real Estate and Rental and Leasing	152,062	182,928	224,184	180,514	184,669	196,424	135,837	187,178	148,266	153,829	226,763		1,972,654	3%
54 - Professional, Scientific, and Tech Services	301,632	311,831	272,550	233,310	357,558	276,654	244,861	325,948	238,594	298,112	437,792		3,298,843	5%
55 - Mgt of Companies and Enterprises	-	-	-	-	-	-	-	-	-	-	-		-	0%
56 - Admin/Support & Waste Mgt & Remed Svcs	151,412	160,758	113,220	178,521	179,927	235,951	164,747	282,849	195,318	155,447	212,323		2,030,474	3%
61 - Educational Services	17,708	7,793	37,279	6,729	3,805	11,716	9,916	2,997	16,133	10,929	17,845		142,850	0%
62 - Health Care and Social Assistance	53,331	134,477	132,464	116,871	188,492	116,120	109,601	303,858	130,261	188,637	121,525		1,595,637	3%
71 - Arts, Entertainment, and Recreation	1,545	2,708	1,932	1,801	2,347	2,662	1,819	4,601	2,689	10,045	4,076		36,225	0%
72 - Accommodation and Food Services	440,719	501,770	519,058	496,252	554,873	473,922	470,550	542,269	543,585	532,217	806,060		5,881,276	10%
81 - Other Services (except Public Admin)	416,805	348,717	362,719	500,810	505,340	490,310	414,099	514,573	502,013	467,952	499,108		5,022,446	8%
92 - Public Administration	-	-	-	-	-	-	-	89	-	-	-		89	0%
Unclassified Establishments	44,646	48,913	54,067	53,620	61,836	67,657	72,731	123,389	49,754	72,321	55,127		704,060	1%
Internet Sales (prior to FY22 allocation only)													-	0%
	<b>4,940,394</b>	<b>3,974,657</b>	<b>5,221,117</b>	<b>5,450,410</b>	<b>4,839,365</b>	<b>5,678,773</b>	<b>4,157,006</b>	<b>6,523,072</b>	<b>5,317,497</b>	<b>5,703,050</b>	<b>8,993,620</b>	<b>-</b>	<b>60,798,960</b>	<b>100%</b>

City of Carlsbad, NM  
 Gross Receipts Tax - Cash Basis  
 FY23

TOTAL DEPOSIT	Jul-22	Aug-22	Sep-22	Oct-22	Nov-22	Dec-22	Jan-23	Feb-23	Mar-23	Apr-23	May-23	Jun-23	Total
<b>GRTR</b>													
Tax	5,025,341	4,061,339	5,301,898	5,553,968	4,923,921	5,748,189	4,239,471	6,607,770	5,422,796	5,693,664	9,089,087		61,667,443
Penalty	21,750	16,477	26,257	12,641	17,984	45,757	28,014	36,587	17,197	61,781	36,860		321,305
Interest	5,762	6,566	12,472	5,967	14,462	10,581	12,364	19,067	11,778	49,306	12,246		160,571
Municipal Equivalent	-	-	-	-	-	-	-	-	-	-	-	-	-
HB 6 Distributions	-	-	-	-	-	-	-	-	-	-	-	-	-
<b>Total GRTs</b>	<b>5,052,853</b>	<b>4,084,381</b>	<b>5,340,627</b>	<b>5,572,576</b>	<b>4,956,366</b>	<b>5,804,528</b>	<b>4,279,848</b>	<b>6,663,424</b>	<b>5,451,772</b>	<b>5,804,751</b>	<b>9,138,192</b>	-	<b>62,149,319</b>
													Average per Period: 5,649,938
													Average per Period Previous FY: 5,020,855
													% Change: 13%
<b>Deductions</b>													
Admin Fees	(93,411)	(82,877)	(97,679)	(102,373)	(94,381)	(106,632)	(80,673)	(122,443)	(100,196)	(105,570)	(158,096)		(1,144,329)
Loan-Sports Complex							-	-	-	-	-	-	-
Loan-Bonds							-	-	-	-	-	-	-
<b>Total Deductions</b>	<b>(93,411)</b>	<b>(82,877)</b>	<b>(97,679)</b>	<b>(102,373)</b>	<b>(94,381)</b>	<b>(106,632)</b>	<b>(80,673)</b>	<b>(122,443)</b>	<b>(100,196)</b>	<b>(105,570)</b>	<b>(158,096)</b>	-	<b>(1,144,329)</b>
<b>Total Deposit</b>	<b>4,959,442</b>	<b>4,001,505</b>	<b>5,242,949</b>	<b>5,470,203</b>	<b>4,861,985</b>	<b>5,697,896</b>	<b>4,199,176</b>	<b>6,540,981</b>	<b>5,351,576</b>	<b>5,699,181</b>	<b>8,980,097</b>	-	<b>61,004,990</b>
<b>Admin Fee Ratio</b>	<b>1.85%</b>	<b>2.03%</b>	<b>1.83%</b>	<b>1.84%</b>	<b>1.90%</b>	<b>1.84%</b>	<b>1.88%</b>	<b>1.84%</b>	<b>1.84%</b>	<b>1.82%</b>	<b>1.73%</b>	<b>#DIV/0!</b>	<b>1.84%</b>

## 5. Transfers

The City of Carlsbad  
Transfers by Fund  
FY23-11 May

	Fund	Fund	July - May			Total FY Budget	FY Target 92%
			Actual	Adj Bud	Fav(Unfav)		
General Fund	101	General Fund	(5,890,945)	(5,890,945)	-	(5,890,945)	100%
	102	Payroll	-	-	-	-	
Captial Funds	200	GRT Capital Outlay	(3,458,098)	(3,458,098)	-	(3,458,098)	100%
	201	Capital Projects	-	-	-	-	0%
	202	Airport Improvements	300,000	300,000	-	300,000	100%
	220	Landfill-Reserve	111,000	111,000	-	111,000	100%
	230	Landfill-Closure	-	-	-	-	0%
	240	Landfill-Construction	1,000,000	1,000,000	-	1,000,000	100%
Special Revenue Funds	300	Sports Complex	20,296	20,296	-	20,296	0%
	320	Streets Improvement	-	-	-	-	0%
	350	Local Government Correction	-	-	-	-	0%
Insurance Funds	400	Disaster Preparedness	-	-	-	-	0%
	401	Insurance	1,000,000	1,000,000	-	1,000,000	100%
	402	Workers' Compensation	1,250,000	1,250,000	-	1,250,000	100%
	420	Health Insurance	(1,534,945)	(1,534,945)	-	(1,534,945)	0%
Grant Funds	500	Fire Protection	-	-	-	-	0%
	501	Emergency Medical Services	(13,411)	(13,411)	-	(13,411)	100%
	520	Law Enforcement Protection	(634,397)	(634,397)	-	(634,397)	0%
	550	Beautification	50,000	50,000	-	50,000	100%
	570	Municipal Transit	638,511	638,511	-	638,511	100%
	580	CDBG Grant	-	-	-	-	0%
	590	American Rescue Plan Act	(3,681,801)	(3,681,801)	-	(3,681,801)	0%
Lodgers' Tax	600	LT-Promotional	-	-	-	-	0%
	650	LT-Non Promotional	-	-	-	-	0%
	680	LT-Discretionary	(475,000)	(475,000)	-	(475,000)	0%
Enterprise Funds	700	Water & Sewer	1,338,134	1,338,134	-	1,338,134	100%
	720	Solid Waste Disposal	(1,177,442)	(1,177,442)	-	(1,177,442)	100%
	750	Special Museum	-	-	-	-	0%
	790	Golf Pro Shop	50,000	50,000	-	50,000	100%
Debt Service Funds	850	NMFA-Water & Sewer	11,108,098	11,108,098	-	11,108,098	100%
Agency Funds	900	Permanent W&S	-	-	-	-	0%
	920	Municipal Court	-	-	-	-	0%
	950	WIPP Accel Impact	-	-	-	-	0%
			(0)	(0)	-	(0)	

## 6. Labor

Fund	Fund Name	Depart	Depart Name	% of Total Labor	July - May			Total FY Budget	FY Target 92%
					Actual	Adj Bud	Fav(Unfav)		
101	General Fund	10110	Mayor & Council	0.2%	73,741	86,610	12,869	93,827	79%
101	General Fund	10111	Executive & Legislative	2.9%	1,339,928	1,494,738	154,811	1,619,300	83%
101	General Fund	10112	Judicial	1.2%	541,277	597,400	56,123	647,184	84%
101	General Fund	10113	City Clerk	0.7%	336,314	402,305	65,990	435,830	77%
101	General Fund	10114	Human Resources	0.1%	68,397	252,447	184,050	273,484	25%
101	General Fund	10115	Finance-Admin	2.2%	989,349	1,006,322	16,973	1,090,183	91%
101	General Fund	10116	Finance-Cashiers	0.8%	380,819	430,356	49,537	466,219	82%
101	General Fund	10117	Information Technology	1.0%	456,522	536,221	79,700	580,907	79%
Total Administration				9.1%	4,186,346	4,806,400	620,053	5,206,933	80%
101	General Fund	10120	PD - Admin	1.6%	743,564	944,556	200,992	1,023,269	73%
101	General Fund	10121	PD - Patrol	12.2%	5,568,944	6,054,713	485,769	6,559,273	85%
101	General Fund	10122	PD - Detective/Criminal Invest	3.6%	1,631,673	1,802,220	170,547	1,952,405	84%
101	General Fund	10123	PD - Community Services	2.7%	1,216,358	1,203,932	(12,426)	1,304,260	93%
101	General Fund	10124	PD - Animal Control	0.5%	251,244	247,156	(4,089)	267,752	94%
101	General Fund	10125	PD - Communications	3.5%	1,608,846	1,790,998	182,152	1,940,248	83%
101	General Fund	10126	PD - Traffic	1.0%	455,830	427,311	(28,519)	462,921	98%
101	General Fund	10127	PD - Professional Standards	1.0%	452,204	447,621	(4,582)	484,923	93%
101	General Fund	10128	PD - Records	0.7%	311,011	414,714	103,703	449,273	69%
Total Police Department				26.7%	12,239,675	13,333,222	1,093,547	14,444,323	85%
101	General Fund	10130	Fire - Admin	1.2%	530,859	1,100,102	569,244	1,191,777	45%
101	General Fund	10133	Fire - Suppression	18.5%	8,484,732	9,004,261	519,530	9,754,616	87%
101	General Fund	10134	Fire - PFA	0.9%	392,567	407,025	14,458	440,943	89%
Total Fire Department				20.6%	9,408,157	10,511,388	1,103,232	11,387,337	83%
101	General Fund	10140	Community Development	0.5%	229,112	390,072	160,960	422,578	54%
101	General Fund	10141	Library	1.3%	592,648	700,176	107,528	758,524	78%
101	General Fund	10142	Museum	0.6%	261,676	256,305	(5,371)	277,664	94%
101	General Fund	10144	Airport	0.7%	310,904	345,193	34,288	373,959	83%
101	General Fund	10145	Riverwalk Recreation	1.0%	449,247	522,778	73,532	566,343	79%
101	General Fund	10146	Golf	1.8%	839,947	1,016,673	176,727	1,101,396	76%
101	General Fund	10147	Water Park	0.6%	252,901	361,753	108,852	391,899	65%
101	General Fund	10148	Sr. Rec - San Jose	0.4%	194,302	225,007	30,705	243,758	80%
101	General Fund	10149	Sr. Rec - N. Mesa	0.4%	199,085	207,006	7,920	224,256	89%
101	General Fund	10151	Facility Maintenance	2.5%	1,139,760	1,158,527	18,767	1,255,071	91%
Total Community Development & Municipal Servcies				9.8%	4,469,583	5,183,490	713,907	5,615,448	80%
101	General Fund	10152	Streets	2.8%	1,293,070	1,758,427	465,357	1,904,962	68%
101	General Fund	10153	Parks	2.3%	1,033,585	1,134,615	101,030	1,229,167	84%
101	General Fund	10154	Community Service	0.9%	415,732	455,047	39,315	492,968	84%
101	General Fund	10155	Garage	2.9%	1,338,248	1,430,948	92,700	1,550,194	86%
101	General Fund	10156	Electrical	1.6%	754,218	858,777	104,558	930,341	81%
101	General Fund	10157	Construction	2.3%	1,052,044	1,212,292	160,249	1,313,316	80%
Total Public Works				12.9%	5,886,896	6,850,106	963,209	7,420,948	79%
101	General Fund	10158	Projects	1.3%	592,764	854,118	261,354	925,294	64%
101	General Fund	10160	Planning & Regulation	1.7%	785,402	810,644	25,242	878,198	89%
Total Projects & Planning				3.0%	1,378,166	1,664,762	286,596	1,803,492	76%
<b>TOTAL GENERAL FUND</b>				<b>82.1%</b>	<b>37,568,823</b>	<b>42,349,367</b>	<b>4,780,545</b>	<b>45,878,481</b>	<b>82%</b>
300	Sports Complex	30000	Sports Complex	1.3%	576,306	686,049	109,743	743,220	78%
570	Municipal Transit	57070	Municipal Transit	2.2%	989,606	1,067,039	77,433	1,155,959	86%
<b>Total Other Government Funds</b>				<b>3.4%</b>	<b>1,565,912</b>	<b>1,753,088</b>	<b>187,176</b>	<b>1,899,179</b>	<b>82%</b>

Fund	Fund Name	Depart	Depart Name	% of Total Labor	July - May			Total FY Budget	FY Target 92%
					Actual	Adj Bud	Fav(Unfav)		
720	Solid Waste Disposal	72030	Solid Waste Disposal	4.2%	1,924,033	2,161,464	237,432	2,341,587	82%
<b>Total Solid Waste Disposal - Enterprise Fund</b>				<b>4.2%</b>	<b>1,924,033</b>	<b>2,161,464</b>	<b>237,432</b>	<b>2,341,587</b>	<b>82%</b>
700	Water & Sewer	70000	Water	5.2%	2,392,070	2,602,853	210,783	2,819,757	85%
700	Water & Sewer	70001	Waste Water	1.7%	791,750	956,256	164,506	1,035,944	76%
700	Water & Sewer	70002	Double Eagle	1.6%	712,531	780,686	68,155	845,743	84%
700	Water & Sewer	70003	Collection System	1.0%	462,431	557,814	95,383	604,299	77%
700	Water & Sewer	70004	Lab Environmental Services	0.8%	356,070	366,469	10,399	397,008	90%
<b>Total Water &amp; Sewer - Enterprise Fund</b>				<b>10.3%</b>	<b>4,714,852</b>	<b>5,264,078</b>	<b>549,226</b>	<b>5,702,751</b>	<b>83%</b>
<b>Total Labor</b>				<b>100%</b>	<b>45,773,620</b>	<b>51,527,998</b>	<b>5,754,379</b>	<b>55,821,998</b>	<b>82%</b>



Fund	Fund Name	Depart	Depart Name	Direct *			Associated Payroll ^		
				Actual	Budget	Variance	Actual	Budget	Variance
101	General Fund	10110	Mayor & Council	68,500	80,446	11,946	5,241	6,163	922
101	General Fund	10111	Executive & Legislative	1,023,229	1,119,658	96,429	316,699	375,080	58,382
101	General Fund	10112	Judicial	386,704	432,670	45,967	154,573	164,730	10,157
101	General Fund	10113	City Clerk	227,911	266,950	39,039	108,403	135,354	26,951
101	General Fund	10114	Human Resources	57,107	194,402	137,295	11,289	58,045	46,756
101	General Fund	10115	Finance-Admin	696,969	715,231	18,262	292,380	291,091	(1,289)
101	General Fund	10116	Finance-Cashiers	287,840	306,720	18,880	92,979	123,636	30,657
101	General Fund	10117	Information Technology	326,231	372,928	46,697	130,291	163,294	33,003
Total Administration				3,074,491	3,489,006	414,515	1,111,855	1,317,394	205,539
101	General Fund	10120	PD - Admin	522,124	667,856	145,732	221,440	276,700	55,261
101	General Fund	10121	PD - Patrol	4,064,712	4,173,909	109,198	1,504,233	1,880,804	376,572
101	General Fund	10122	PD - Detective/Criminal Invest	1,103,063	1,227,076	124,012	528,610	575,144	46,534
101	General Fund	10123	PD - Community Services	788,518	791,131	2,614	427,840	412,801	(15,040)
101	General Fund	10124	PD - Animal Control	172,233	164,497	(7,736)	79,012	82,659	3,647
101	General Fund	10125	PD - Communications	1,206,947	1,257,480	50,533	401,899	533,518	131,619
101	General Fund	10126	PD - Traffic	319,148	281,898	(37,251)	136,682	145,414	8,732
101	General Fund	10127	PD - Professional Standards	308,883	306,758	(2,126)	143,320	140,863	(2,457)
101	General Fund	10128	PD - Records	196,699	270,314	73,615	114,313	144,400	30,087
Total Police Department				8,682,327	9,140,919	458,591	3,557,348	4,192,303	634,955
101	General Fund	10130	Fire - Admin	327,379	713,442	386,063	203,480	386,660	183,180
101	General Fund	10133	Fire - Suppression	5,737,269	6,013,837	276,568	2,747,462	2,990,424	242,962
101	General Fund	10134	Fire - PFA	267,757	271,283	3,526	124,810	135,742	10,932
Total Fire Department				6,332,405	6,998,562	666,157	3,075,751	3,512,826	437,074
101	General Fund	10140	Community Development	180,245	289,970	109,725	48,867	100,102	51,235
101	General Fund	10141	Library	440,004	507,631	67,628	152,644	192,545	39,900
101	General Fund	10142	Museum	197,334	190,617	(6,717)	64,343	65,688	1,345
101	General Fund	10144	Airport	245,467	266,483	21,016	65,438	78,710	13,272
101	General Fund	10145	Riverwalk Recreation	369,469	431,805	62,336	79,778	90,973	11,196
101	General Fund	10146	Golf	641,165	786,842	145,677	198,782	229,832	31,050
101	General Fund	10147	Water Park	216,700	308,097	91,398	36,201	53,656	17,454
101	General Fund	10148	Sr. Rec - San Jose	145,905	171,519	25,614	48,397	53,489	5,091
101	General Fund	10149	Sr. Rec - N. Mesa	158,257	165,255	6,998	40,829	41,751	922
101	General Fund	10151	Facility Maintenance	801,025	825,344	24,320	338,736	333,183	(5,553)
Total Community Development & Municipal Services				3,395,569	3,943,564	547,994	1,074,014	1,239,927	165,913
101	General Fund	10152	Streets	933,292	1,245,694	312,403	359,778	512,732	152,954
101	General Fund	10153	Parks	716,698	775,029	58,331	316,887	359,586	42,699
101	General Fund	10154	Community Service	265,112	304,627	39,515	150,620	150,420	(200)
101	General Fund	10155	Garage	892,935	960,324	67,389	445,313	470,624	25,311
101	General Fund	10156	Electrical	553,092	638,107	85,015	201,126	220,669	19,543
101	General Fund	10157	Construction	662,390	774,335	111,945	389,654	437,957	48,303
Total Public Works				4,023,519	4,698,117	674,599	1,863,378	2,151,988	288,611
101	General Fund	10158	Projects	418,613	601,319	182,706	174,151	252,799	78,648
101	General Fund	10160	Planning & Regulation	559,630	578,275	18,646	225,773	232,369	6,596
Total Projects & Planning				978,243	1,179,594	201,352	399,923	485,168	85,244
<b>TOTAL GENERAL FUND</b>				<b>26,486,553</b>	<b>29,449,762</b>	<b>2,963,208</b>	<b>11,082,269</b>	<b>12,899,606</b>	<b>1,817,336</b>
300	Sports Complex	30000	Sports Complex	414,743	511,712	96,969	161,563	174,337	12,774
570	Municipal Transit	57070	Municipal Transit	700,410	768,047	67,638	289,196	298,992	9,795
<b>Total Other Government Funds</b>				<b>1,115,153</b>	<b>1,279,759</b>	<b>164,607</b>	<b>450,759</b>	<b>473,329</b>	<b>22,570</b>
720	Solid Waste Disposal	72030	Solid Waste Disposal	1,415,545	1,532,176	116,631	508,488	629,289	120,801

Fund	Fund Name	Depart	Depart Name	Direct *			Associated Payroll ^		
				Actual	Budget	Variance	Actual	Budget	Variance
<b>Total Solid Waste Disposal - Enterprise Fund</b>				1,415,545	1,532,176	116,631	508,488	629,289	120,801
700	Water & Sewer	70000	Water	1,694,808	1,839,044	144,236	697,262	763,809	66,547
700	Water & Sewer	70001	Waste Water	555,412	652,425	97,013	236,338	303,831	67,493
700	Water & Sewer	70002	Double Eagle	510,531	545,875	35,344	202,000	234,811	32,811
700	Water & Sewer	70003	Collection System	333,960	397,830	63,869	128,471	159,985	31,514
700	Water & Sewer	70004	Lab Environmental Services	240,930	249,144	8,214	115,141	117,325	2,184
<b>Total Water &amp; Sewer - Enterprise Fund</b>				<b>3,335,642</b>	<b>3,684,318</b>	<b>348,677</b>	<b>1,379,211</b>	<b>1,579,760</b>	<b>200,549</b>
<b>Total Labor</b>				<b>32,352,893</b>	<b>35,946,015</b>	<b>3,593,123</b>	<b>13,420,727</b>	<b>15,581,983</b>	<b>2,161,256</b>

\* Direct Laor includes: Salary, Regular, OT, DT, & Allowances

^ Associated Payroll includes: Taxes, PERA, & Health Insurance

The City of Carlsbad

Total Labor

FY23-11 May



Administration 4,186,346  
% of Total Labor 9.1%



Police Dept 12,239,675  
% of Total Labor 26.7%



Fire Dept 9,408,157  
% of Total Labor 20.6%



Community Svcs 4,469,583  
% of Total Labor 9.8%



Public Works 5,886,896  
% of Total Labor 12.9%



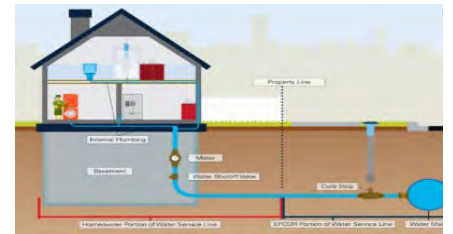
Projects/Planning 1,378,166  
% of Total Labor 3.0%



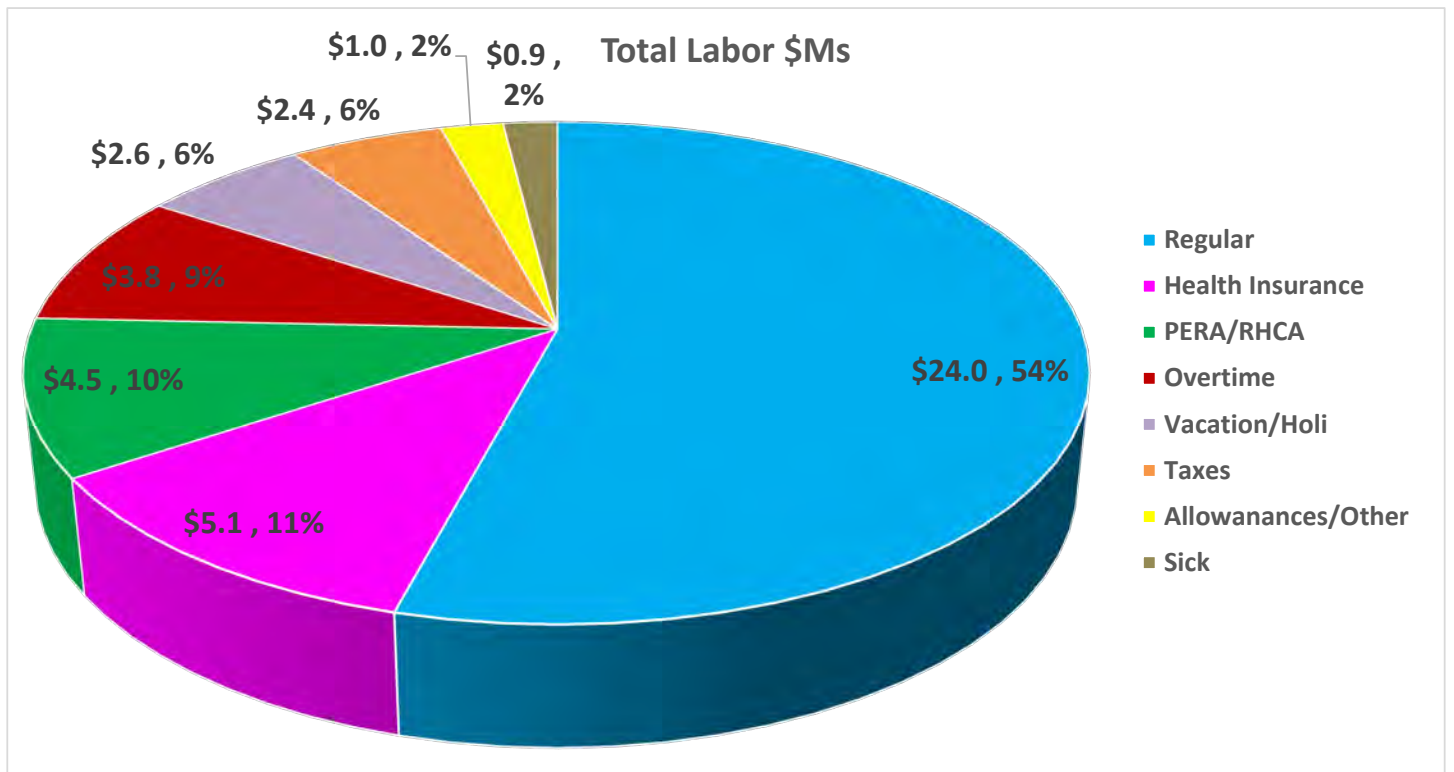
Other Government 1,565,912  
% of Total Labor 3.4%



Solid Waste Disposal 1,924,033  
% of Total Labor 4.2%



Water & Sewer 4,714,852  
% of Total Labor 10.3%



The City of Carlsbad

Total Labor

FY23-11 May



Administration 4,186,346  
% of Total Labor 9.1%



Police Dept 12,239,675  
% of Total Labor 26.7%



Fire Dept 9,408,157  
% of Total Labor 20.6%



Community Svcs 4,469,583  
% of Total Labor 9.8%



Public Works 5,886,896  
% of Total Labor 12.9%



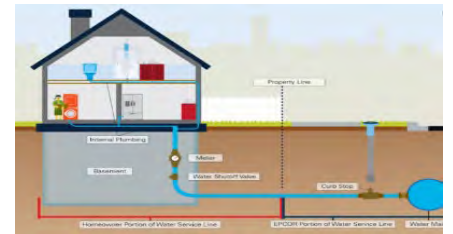
Projects/Planning 1,378,166  
% of Total Labor 3.0%



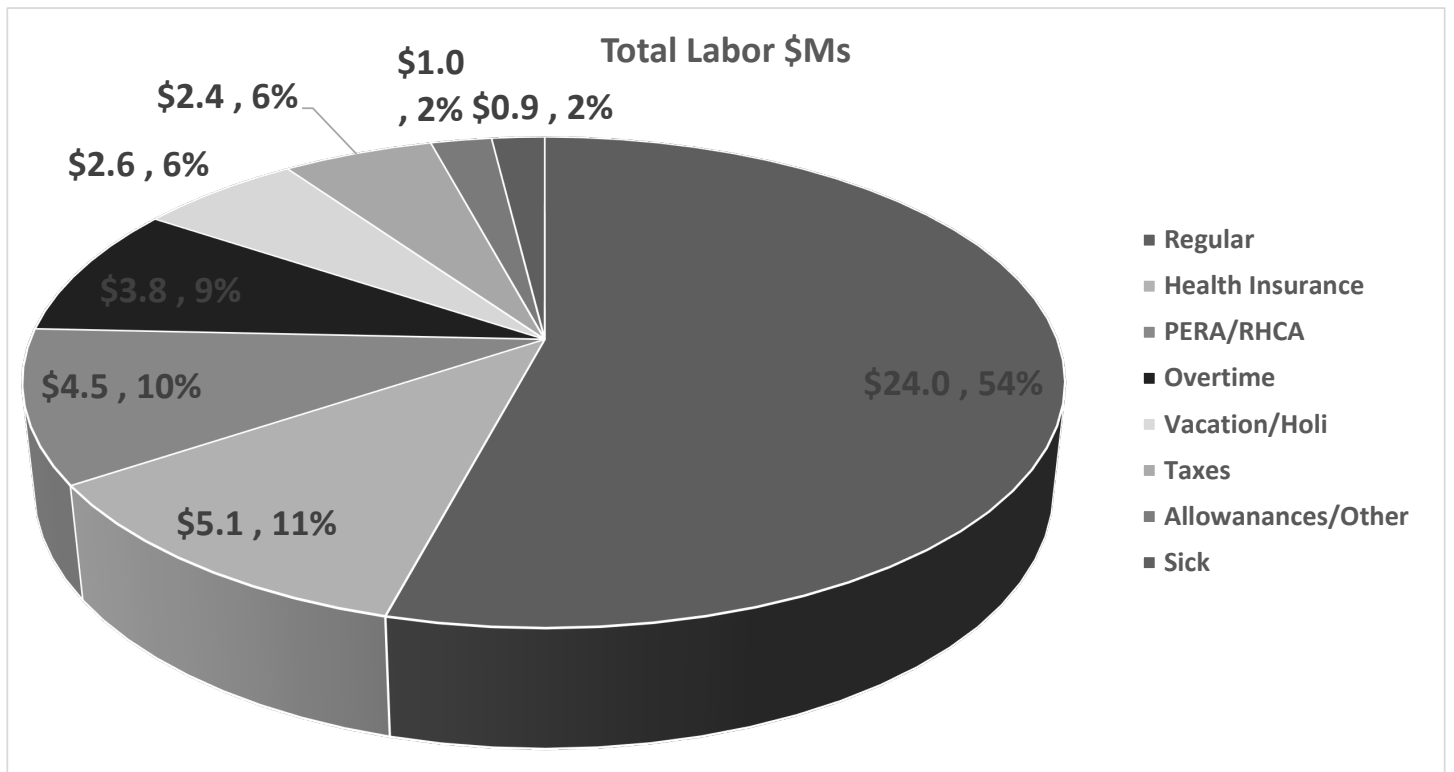
Other Government 1,565,912  
% of Total Labor 3.4%



Solid Waste Disposal 1,924,033  
% of Total Labor 4.2%



Water & Sewer 4,714,852  
% of Total Labor 10.3%



## 7. Operations

Fund	Fund Name	Dept	Depart Name	% of Total Costs	July - May			Total FY Budget	FY Target 92%
					Actual	Adj Bud	Fav(Unfav)		
101	General Fund	10110	Mayor & Council	0.0%	5,539	16,958	11,419	18,500	30%
101	General Fund	10111	Executive & Legislative	3.7%	1,086,622	1,633,813	547,190	1,782,341	61%
101	General Fund	10112	Judicial	0.4%	105,909	184,158	78,250	200,900	53%
101	General Fund	10113	City Clerk	0.1%	35,772	44,275	8,503	48,300	74%
101	General Fund	10114	Human Resources	0.0%	6,314	18,838	12,523	20,550	31%
101	General Fund	10115	Finance-Admin	1.8%	525,969	661,375	135,406	721,500	73%
101	General Fund	10116	Finance-Cashiers	0.0%	-	-	-	-	0%
101	General Fund	10117	Information Technology	1.0%	281,187	303,903	22,715	331,530	85%
101	General Fund	10119	GRTR Fees	2.8%	829,524	715,000	(114,524)	780,000	106%
Total Administration				9.7%	2,876,837	3,578,319	701,483	3,903,621	74%
101	General Fund	10120	PD - Admin	5.4%	1,585,064	1,871,595	286,532	2,041,740	78%
101	General Fund	10121	PD - Patrol	0.3%	74,644	-	(74,644)	-	-
101	General Fund	10122	PD - Detective/Criminal Invest	0.1%	18,750	-	(18,750)	-	-
101	General Fund	10123	PD - Community Services	0.1%	17,410	-	(17,410)	-	-
101	General Fund	10124	PD - Animal Control	0.0%	6,837	-	(6,837)	-	-
101	General Fund	10125	PD - Communications	0.1%	22,518	-	(22,518)	-	-
101	General Fund	10126	PD - Traffic	0.0%	36	-	(36)	-	-
101	General Fund	10127	PD - Professional Standards	0.0%	4,370	-	(4,370)	-	-
101	General Fund	10128	PD - Records	0.0%	2,280	-	(2,280)	-	-
Total Police Department				5.9%	1,731,908	1,871,595	139,687	2,041,740	85%
101	General Fund	10130	Fire - Admin	3.6%	1,077,335	1,168,864	91,529	1,275,124	84%
101	General Fund	10131	Fire - Operations	0.0%	59	-	(59)	-	-
101	General Fund	10132	Fire - EMS	0.0%	-	-	-	-	-
101	General Fund	10133	Fire - Suppression	0.0%	4,338	-	(4,338)	-	-
101	General Fund	10134	Fire - PFA	0.0%	1,314	-	(1,314)	-	-
101	General Fund	10135	Fire - Specialty Teams	0.0%	-	-	-	-	-
Total Fire Department				3.7%	1,083,047	1,168,864	85,817	1,275,124	85%
101	General Fund	10140	Community Development	0.4%	110,466	241,468	131,002	263,420	42%
101	General Fund	10141	Library	0.8%	246,980	263,115	16,135	287,035	86%
101	General Fund	10142	Museum	0.3%	92,872	121,092	28,219	132,100	70%
101	General Fund	10143	Performing Arts Center	0.2%	71,641	91,667	20,026	100,000	72%
101	General Fund	10144	Airport	0.3%	99,255	117,700	18,445	128,400	77%
101	General Fund	10145	Riverwalk Recreation	0.4%	116,878	145,704	28,826	158,950	74%
101	General Fund	10146	Golf	1.4%	412,264	480,986	68,722	524,712	79%
101	General Fund	10147	Water Park	0.4%	103,563	164,450	60,887	179,400	58%
101	General Fund	10148	Sr. Rec - San Jose	0.0%	14,219	27,427	13,208	29,920	48%
101	General Fund	10149	Sr. Rec - N. Mesa	0.3%	76,804	78,986	2,182	86,167	89%
101	General Fund	10150	Sr. Rec-Alejandro Ruiz	0.3%	90,678	111,248	20,570	121,361	75%
101	General Fund	10151	Facility Maintenance	0.3%	100,241	178,461	78,220	194,685	51%
Total Community Development & Municipal Servcies				5.2%	1,535,861	2,022,304	486,443	2,206,149	70%
101	General Fund	10152	Streets	3.1%	916,113	945,358	29,246	1,031,300	89%
101	General Fund	10153	Parks	3.0%	871,300	1,038,111	166,810	1,132,485	77%
101	General Fund	10154	Community Service	0.1%	42,441	45,742	3,301	49,900	85%
101	General Fund	10155	Garage	0.3%	99,324	107,525	8,201	117,300	85%
101	General Fund	10156	Electrical	0.2%	44,578	51,517	6,938	56,200	79%
101	General Fund	10157	Construction	0.2%	50,407	69,025	18,618	75,300	67%
101	General Fund	10161	Cemetery	1.8%	521,994	589,280	67,286	642,851	81%
Total Public Works				8.6%	2,546,157	2,846,558	300,400	3,105,336	82%
101	General Fund	10158	Projects	0.1%	21,182	43,817	22,635	47,800	44%
101	General Fund	10160	Planning & Regulation	1.1%	337,811	558,433	220,623	609,200	55%
Total Projects & Planning				1.2%	358,992	602,250	243,258	657,000	55%
<b>TOTAL GENERAL FUND</b>				<b>34.3%</b>	<b>10,132,802</b>	<b>12,089,890</b>	<b>1,957,088</b>	<b>13,188,971</b>	<b>77%</b>
102	Payroll	10202	Payroll	0.0%	-	-	-	-	-

Fund	Fund Name	Dept	Depart Name	% of Total Costs	July - May			Total FY Budget	FY Target 92%	
					Actual	Adj Bud	Fav(Unfav)			
<b>Total Payroll</b>					-	-	-	-		
200	GRT Capital Outlay	20000	GRT Capital Outlay	0.6%	178,859	94,417	(84,442)	103,000	174%	
201	Capital Projects	20101	Capital Projects	0.0%	-	-	-	-	0%	
202	Airport Improvements	20202	Airport Improvements	0.0%	2,201	71,704	69,503	78,222	3%	
230	Landfill-Closure	23030	Landfill-Closure	0.1%	30,355	100,833	70,478	110,000	28%	
240	Landfill-Construction	24040	Landfill-Construction	3.8%	1,124,514	1,420,833	296,319	1,550,000	73%	
<b>Total Capital Funds</b>					<b>4.5%</b>	<b>1,335,929</b>	<b>1,687,787</b>	<b>351,858</b>	<b>1,841,222</b>	<b>73%</b>
300	Sports Complex	30000	Sports Complex	1.6%	478,120	542,483	64,364	591,800	81%	
320	Streets Improvement	32020	Streets Improvement	0.1%	35,271	320,833	285,562	350,000	10%	
350	Local Government Correction	35050	Local Government Correction	1.2%	350,265	481,250	130,985	525,000	67%	
360	Cannabis Revenue	36060	Cannabis Revenue	0.0%	5,560	9,167	3,607	10,000	0%	
<b>Total Special Revenue Funds</b>					<b>2.9%</b>	<b>869,216</b>	<b>1,353,733</b>	<b>484,517</b>	<b>1,476,800</b>	<b>59%</b>
400	Disaster Preparedness	40000	Disaster Preparedness	5.1%	1,500,000	1,375,000	(125,000)	1,500,000	100%	
401	Insurance	40101	Insurance	4.6%	1,356,810	1,521,445	164,634	1,659,758	82%	
402	Workers' Compensation	40202	Workers' Compensation	2.2%	658,883	719,583	60,701	785,000	84%	
420	Health Insurance	42020	Health Insurance	14.4%	4,256,170	6,050,000	1,793,830	6,600,000	64%	
<b>Total Insurance Funds</b>					<b>26.3%</b>	<b>7,771,863</b>	<b>9,666,028</b>	<b>1,894,165</b>	<b>10,544,758</b>	<b>74%</b>
500	Fire Protection	50000	Fire Protection	0.1%	28,075	91,667	63,592	100,000	0%	
501	Emergency Medical Services	50101	Emergency Medical Services	0.0%	-	-	-	-	0%	
520	Law Enforcement Protection	52020	Law Enforcement Protection	0.3%	96,121	102,667	6,545	112,000	86%	
550	Beautification	55050	Beautification	0.2%	69,044	63,388	(5,657)	69,150	100%	
570	Municipal Transit	57070	Municipal Transit	0.6%	189,466	209,275	19,809	228,300	83%	
<b>Total Grant Funds</b>					<b>1.3%</b>	<b>382,707</b>	<b>466,996</b>	<b>84,289</b>	<b>509,450</b>	<b>75%</b>
600	LT-Promotional	60000	LT-Promotional	3.6%	1,068,540	1,646,871	578,331	1,796,587	59%	
650	LT-Non Promotional	65000	LT-Non Promotional	2.1%	621,607	738,375	116,768	805,500	77%	
<b>Total Lodgers' Tax</b>					<b>5.7%</b>	<b>1,690,147</b>	<b>2,385,246</b>	<b>695,100</b>	<b>2,602,087</b>	<b>65%</b>
700	Water & Sewer	70000	Water	6.0%	1,761,425	2,089,496	328,071	2,279,450	77%	
700	Water & Sewer	70001	Waste Water	1.3%	391,538	482,533	90,995	526,400	74%	
700	Water & Sewer	70002	Double Eagle	1.1%	324,165	430,467	106,302	469,600	69%	
700	Water & Sewer	70003	Collection System	0.9%	273,962	340,810	66,848	371,793	74%	
700	Water & Sewer	70004	Lab Environmental Services	0.1%	37,579	39,233	1,654	42,800	88%	
<b>Total Water &amp; Sewer</b>					<b>9.4%</b>	<b>2,788,669</b>	<b>3,382,539</b>	<b>593,870</b>	<b>3,690,043</b>	<b>76%</b>
720	Solid Waste Disposal	72030	Solid Waste Disposal	5.0%	1,480,381	1,690,700	210,319	1,844,400	80%	
720	Solid Waste Disposal	72031	Sandpoint Landfill	1.4%	399,812	1,375,000	975,188	1,500,000	27%	
<b>Total Solid Waste Disposal</b>					<b>6.4%</b>	<b>1,880,193</b>	<b>3,065,700</b>	<b>1,185,507</b>	<b>3,344,400</b>	<b>56%</b>
750	Special Museum	75060	Special Museum	0.0%	2,974	13,750	10,776	15,000	20%	
790	Golf Pro Shop	79090	Golf Pro Shop	1.9%	558,386	582,428	24,042	635,376	88%	
<b>Other Enterprise Funds</b>					<b>1.9%</b>	<b>561,360</b>	<b>596,178</b>	<b>34,818</b>	<b>650,376</b>	<b>86%</b>
850	NMFA-Water & Sewer	85050	NMFA-Water & Sewer	6.9%	2,051,479	1,969,368	(82,111)	2,148,401	95%	
<b>Total Debt Service</b>					<b>6.9%</b>	<b>2,051,479</b>	<b>1,969,368</b>	<b>(82,111)</b>	<b>2,148,401</b>	<b>95%</b>
900	Permanent W&S	90000	Permanent W&S	0.0%	-	-	-	-	0%	
980	ELEA	98080	ELEA	0.2%	65,810	110,000	44,190	120,000	55%	
<b>Total Agency Funds</b>					<b>0.2%</b>	<b>65,810</b>	<b>110,000</b>	<b>44,190</b>	<b>120,000</b>	<b>55%</b>

Fund	Fund Name	Dept	Depart Name	% of Total Costs	July - May			Total FY Budget	FY Target 92%
					Actual	Adj Bud	Fav(Unfav)		
<b>Total Operations</b>				<b>100.0%</b>	<b>29,530,174</b>	<b>36,773,466</b>	<b>7,243,291</b>	<b>40,116,508</b>	<b>74%</b>



## **8. Capital & Project Central**

Fund	Fund Name	Dept	Depart Name	% of Total Costs	July - May			Total FY Budget	FY Target 92%
					Actual	Adj Bud	Fav(Unfav)		
101	General Fund	10111	Executive & Legislative	0.3%	60,725	176,657	115,932	192,717	32%
101	General Fund	10112	Judicial	0.0%	-	32,083	32,083	35,000	0%
101	General Fund	10113	City Clerk	0.0%	-	-	-	-	0%
101	General Fund	10115	Finance-Admin	0.0%	2,567	91,667	89,100	100,000	3%
101	General Fund	10117	Information Technology	0.3%	57,821	137,500	79,679	150,000	39%
Total Administration				0.6%	121,113	437,907	316,794	477,717	25%
<hr/>									
101	General Fund	10120	PD - Admin	4.2%	866,954	1,350,369	483,414	1,473,129	59%
Total Police Department				4.2%	866,954	1,350,369	483,414	1,473,129	59%
<hr/>									
101	General Fund	10130	Fire - Admin	1.5%	306,245	289,186	(17,059)	315,476	97%
Total Fire Department				1.5%	306,245	289,186	(17,059)	315,476	97%
<hr/>									
101	General Fund	10140	Community Development	0.7%	136,251	299,720	163,469	326,967	42%
101	General Fund	10141	Library	0.0%	6,852	46,375	39,523	50,591	14%
101	General Fund	10142	Museum	0.1%	25,000	114,583	89,583	125,000	20%
101	General Fund	10143	Performing Arts Center	0.6%	124,815	240,162	115,347	261,994	48%
101	General Fund	10144	Airport	0.3%	64,722	371,663	306,940	405,450	16%
101	General Fund	10145	Riverwalk Recreation	0.5%	112,292	700,856	588,563	764,570	15%
101	General Fund	10146	Golf	0.7%	151,071	976,659	825,588	1,065,446	14%
101	General Fund	10147	Water Park	0.0%	-	-	-	-	0%
101	General Fund	10149	Sr. Rec - N. Mesa	0.0%	-	-	-	-	0%
101	General Fund	10150	Sr. Rec-Alejandro Ruiz	0.2%	37,458	584,895	547,437	638,067	6%
101	General Fund	10151	Facility Maintenance	0.2%	48,563	257,505	208,942	280,915	17%
Total Community Development & Municipal Services				3.4%	707,025	3,592,417	2,885,393	3,919,001	18%
<hr/>									
101	General Fund	10152	Streets	0.7%	144,021	348,364	204,343	380,033	
101	General Fund	10153	Parks	3.8%	787,579	1,010,808	223,230	1,102,700	71%
101	General Fund	10155	Garage	0.0%	-	-	-	-	
101	General Fund	10156	Electrical	0.5%	97,444	100,833	3,389	110,000	
101	General Fund	10157	Construction	0.7%	155,967	142,970	(12,997)	155,967	
101	General Fund	10161	Cemetery	0.4%	87,968	311,686	223,717	340,021	26%
Total Public Works				6.1%	1,272,978	1,914,661	641,682	2,088,721	61%
<hr/>									
101	General Fund	10158	Projects	0.0%	-	-	-	-	
101	General Fund	10160	Planning & Regulation	0.0%	-	292,903	292,903	319,530	0%
Total Projects & Planning				0.0%	-	292,903	292,903	319,530	0%
<hr/>									
<b>TOTAL GENERAL FUND</b>				<b>15.7%</b>	<b>3,274,315</b>	<b>7,877,443</b>	<b>4,603,127</b>	<b>8,593,574</b>	<b>38%</b>
<hr/>									
200	GRT Capital Outlay	20000	GRT Capital Outlay	0.4%	74,852	456,698	381,846	498,216	15%
201	Capital Projects	20101	Capital Projects	4.5%	932,193	10,613,029	9,680,836	11,577,850	8%
202	Airport Improvements	20202	Airport Improvements	0.2%	36,148	4,151,206	4,115,057	4,528,588	1%
230	Landfill-Closure	23030	Landfill-Closure	0.0%	-	-	-	-	
Total Capital Funds				5.0%	1,043,194	15,220,933	14,177,739	16,604,654	6%
<hr/>									
300	Sports Complex	30000	Sports Complex	0.0%	4,086	1,058,750	1,054,664	1,155,000	0%
320	Streets Improvement	32020	Streets Improvement	29.0%	6,038,349	7,345,610	1,307,261	8,013,392	75%
<b>Total Special Revenue Funds</b>				<b>29.0%</b>	<b>6,042,435</b>	<b>8,404,360</b>	<b>2,361,925</b>	<b>9,168,392</b>	<b>66%</b>
<hr/>									
500	Fire Protection	50000	Fire Protection	3.7%	772,706	1,531,646	758,941	1,670,887	46%
501	Emergency Medical Services	50101	Emergency Medical Services	0.1%	17,885	18,333	448	20,000	89%
550	Beautification	55050	Beautification	0.0%	-	-	-	-	
570	Municipal Transit	57070	Municipal Transit	0.7%	152,362	1,631,633	1,479,271	1,779,963	9%

Fund	Fund Name	Dept	Depart Name	% of Total Costs	July - May			Total FY Budget	FY Target 92%
					Actual	Adj Bud	Fav(Unfav)		
580	CDBG Grant	58080	CDBG Grant	0.5%	106,741	98,082	(8,658)	106,999	100%
<b>Total Grant Funds</b>				<b>5.0%</b>	<b>1,049,693</b>	<b>3,279,695</b>	<b>2,230,002</b>	<b>3,577,849</b>	<b>29%</b>
600	LT-Promotional	60000	LT-Promotional	1.8%	371,126	1,375,000	1,003,874	1,500,000	25%
650	LT-Non Promotional	65000	LT-Non Promotional	7.4%	1,540,582	1,642,220	101,638	1,791,513	86%
680	LT-Discretionary	68000	LT-Discretionary	5.0%	1,045,939	1,851,667	805,727	2,020,000	52%
<b>Total Lodgers' Tax</b>				<b>14.2%</b>	<b>2,957,648</b>	<b>4,868,887</b>	<b>1,911,239</b>	<b>5,311,513</b>	<b>56%</b>
700	Water & Sewer	70000	Water	14.8%	3,090,938	5,593,679	2,502,741	6,102,195	51%
700	Water & Sewer	70001	Waste Water	0.7%	142,306	1,132,207	989,900	1,235,135	12%
700	Water & Sewer	70002	Double Eagle	0.6%	127,980	3,529,167	3,401,187	3,850,000	3%
700	Water & Sewer	70003	Collection System	3.0%	617,055	7,074,606	6,457,551	7,717,752	8%
700	Water & Sewer	70004	Lab Environmental Services	0.0%	-	-	-	-	0%
<b>Total Water &amp; Sewer</b>				<b>19.1%</b>	<b>3,978,280</b>	<b>17,329,659</b>	<b>13,351,379</b>	<b>18,905,082</b>	<b>21%</b>
790	Golf Pro Shop	79090	Golf Pro Shop	0.1%	22,657	30,914	8,257	33,724	67%
<b>Total Golf Pro Shop</b>				<b>0.1%</b>	<b>22,657</b>	<b>30,914</b>	<b>8,257</b>	<b>33,724</b>	
720	Solid Waste Disposal	72030	Solid Waste Disposal	11.8%	2,462,976	4,003,725	1,540,749	4,367,700	56%
<b>Total Solid Waste Disposal</b>				<b>11.8%</b>	<b>2,462,976</b>	<b>4,003,725</b>	<b>1,540,749</b>	<b>4,367,700</b>	<b>56%</b>
<b>Total Capital</b>				<b>100.0%</b>	<b>20,831,198</b>	<b>60,984,701</b>	<b>40,176,160</b>	<b>66,562,489</b>	<b>31%</b>

Project Code	Description	Project Type	Department	Dept Name	Revised Budget	Actuals	Project Balance	Encumbrances	Requisitions
100463	FY21-Vehicle	CAPC	111	Executive & Legislative	62,717.00	60,725.00	1,992.00	-	-
100685	FY23-Annual Land Acquisition	CAP	111	Executive & Legislative	130,000.00	-	130,000.00	10,800.00	-
100686	FY23-CDOD Operations	OA	111	Executive & Legislative	256,360.00	234,996.63	21,363.37	21,363.37	-
100687	FY23-CDOD ED	OA	111	Executive & Legislative	10,000.00	9,166.63	833.37	833.37	-
100688	FY23-Carlsbad MainStreet	OA	111	Executive & Legislative	90,000.00	82,500.00	7,500.00	7,500.00	-
100689	FY23-Carlsbad Community of Hope	OA-C	111	Executive & Legislative	28,800.00	28,800.00	-	-	-
100690	FY23-Community Coalition-Teen Court	OA	111	Executive & Legislative	24,000.00	24,000.00	-	-	-
100691	FY23-Transitional Housing	OA-C	111	Executive & Legislative	36,000.00	36,000.00	-	-	-
100692	FY23-Child Advocacy Center	OA	111	Executive & Legislative	20,000.00	20,000.00	-	-	-
100693	FY23-SENMEDD	OA-C	111	Executive & Legislative	7,641.00	7,641.00	-	-	-
100694	FY23-Boys & Girls Club	OA-C	111	Executive & Legislative	70,000.00	70,000.00	-	-	-
100695	FY23-SENMCAC	OA	111	Executive & Legislative	20,000.00	15,000.00	5,000.00	5,000.00	-
100696	FY23-Carlsbad Chamber Retirement	OA	111	Executive & Legislative	44,250.00	44,250.00	-	-	-
100697	FY23-ELEA	OA-C	111	Executive & Legislative	25,000.00	25,000.00	-	-	-
100698	FY23-CMS Natatorium	OA-C	111	Executive & Legislative	13,000.00	13,000.00	-	-	-
100699	FY23-CMS Summer Rec Program	OA-C	111	Executive & Legislative	15,000.00	15,000.00	-	-	-
100700	FY23-CMS Summer Reading Academy	OA-C	111	Executive & Legislative	39,000.00	39,000.00	-	-	-
100701	FY23-CMS Youth Citizenship	OA-C	111	Executive & Legislative	7,000.00	7,000.00	-	-	-
100702	FY23-CMS Tutoring Program	OA-C	111	Executive & Legislative	30,000.00	30,000.00	-	-	-
100703	FY23-CMS STEAM Program	OA-C	111	Executive & Legislative	15,000.00	15,000.00	-	-	-
100863	FY23-Bullet Proof Glass	CAP	112	Judicial	35,000.00	-	35,000.00	35,000.00	-
100344	FY21-Cashier Remodel	CAP	115	Finance-Admin	100,000.00	2,567.06	97,432.94	8,988.94	-
100704	FY23-Annual Servers & Storage	CAP	117	Information Technology	150,000.00	57,821.22	92,178.78	-	-
100491	FY21-DOJ Stop School Violence-GRANT	OP	120	PD - Admin	165,499.00	14,262.73	151,236.27	16,380.69	-
100517	FY22-Tyler/Watchguard Interface	CAP	120	PD - Admin	45,000.00	2,167.62	42,832.38	7,200.00	-
100519	FY22-APCO/Intellicom/Tyler	CAP	120	PD - Admin	70,000.00	52,977.82	17,022.18	6,776.00	-
100628	FY22-Phone System	CAPC	120	PD - Admin	150,000.00	149,999.00	1.00	-	-
100630	FY22-Watchguard/Redaction Donation	CAP	120	PD - Admin	70,000.00	41,216.17	28,783.83	-	-
100705	FY23-Lexis Nexis Reporting System	CAP	120	PD - Admin	12,386.40	12,386.40	-	-	-
100706	FY23-Tyler Mobile Interface	CAPC	120	PD - Admin	20,320.00	17,977.47	2,342.53	-	-
100707	FY23-LEADSONLINE	CAPC	120	PD - Admin	5,855.00	-	5,855.00	-	-
100708	FY23-Star Witness Computer Upgrade	CAPC	120	PD - Admin	8,299.40	8,299.40	-	-	-
100709	FY23-LENCO Armored Vehicle	CAP	120	PD - Admin	315,000.00	-	315,000.00	313,359.00	-
100710	FY23-Conversus	CAPC	120	PD - Admin	8,050.00	8,050.00	-	-	-
100711	FY23-Computer Voice Stress Analyzer	CAPC	120	PD - Admin	9,995.00	-	9,995.00	-	-
100712	FY23-Tyler Pictometry Interface	CAPC	120	PD - Admin	6,980.00	6,400.00	580.00	-	-

Project Code	Description	Project Type	Department	Dept Name	Revised Budget	Actuals	Project Balance	Encumbrances	Requisitions
100713	FY23-Tyler NG911 Interface	CAP	120	PD - Admin	8,580.00	-	8,580.00	6,260.00	-
100714	FY23-Tyler ASAP Interface	CAPC	120	PD - Admin	13,800.00	2,494.48	11,305.52	-	-
100715	FY23-Tyler SVR Module	CAPC	120	PD - Admin	7,356.00	6,881.33	474.67	-	-
100716	FY23-Zetron Training Radio Equip	CAP	120	PD - Admin	117,087.20	116,994.77	92.43	-	-
100717	FY23-Smart911 Rave Suite	CAP	120	PD - Admin	59,380.00	30,901.22	28,478.78	-	-
100718	FY23-Ford Explorers (4)	CAP	120	PD - Admin	420,857.12	377,978.28	42,878.84	40,946.87	(4,834.37)
100820	FY23-Mobile License Plate Reader	CAPC	120	PD - Admin	30,000.00	28,500.00	1,500.00	-	-
100859	FY23-DOJLicense Plate Reader GRANT	CAP	120	PD - Admin	14,809.00	-	14,809.00	-	-
100860	FY23-Ford Explorers (4)	CAPC	120	PD - Admin	151,236.00	151,236.00	-	-	-
101018	FY23-DOJ Mobile Command Center	CAP	120	PD - Admin	175,000.00	-	175,000.00	-	-
100027	FY20-A-1/PFA Remodel	CAPC	130	Fire - Admin	79,475.85	74,959.28	4,516.57	-	-
100521	FY22-Ambulance Remount	CAPC	130	Fire - Admin	149,874.00	149,874.00	-	-	-
100522	FY22-Phone System	CAPC	130	Fire - Admin	8,759.99	8,759.99	-	-	-
100719	FY23-Training Prop	CAPC	130	Fire - Admin	9,979.68	8,496.25	1,483.43	-	-
100720	FY23-Vehicle	CAPC	130	Fire - Admin	54,886.33	54,422.00	464.33	-	-
100721	FY23-SCBA	CAPC	130	Fire - Admin	38,425.00	38,425.00	-	-	-
100823	FY23-Building Improvements	CAPC	130	Fire - Admin	29,075.00	29,041.69	33.31	-	-
100850	FY23-Surrender Safety Device GRANT	CAP	130	Fire - Admin	20,000.00	12,750.00	7,250.00	-	-
100361	FY21-HAP Phase 4	CAP	140	Community Development	14,453.00	11,998.06	2,454.94	2,454.32	-
100625	FY22-HAP Phase 5	CAP	140	Community Development	120,492.00	78,234.80	42,257.20	42,218.56	-
100653	FY22-HAP Shade Structure-GRANT	CAPC	140	Community Development	66,000.00	66,000.00	-	-	-
100722	FY23-HAP Improvements	CAP	140	Community Development	200,000.00	43,619.11	156,380.89	1,888.75	-
100836	FY23-Hall of Fame	CAP	140	Community Development	50,000.00	19,915.99	30,084.01	10,169.25	-
100842	FY23-MainStreet CEDP GRANT	OP	140	Community Development	44,800.00	14,203.90	30,596.10	25,796.10	-
100526	FY22-2020 GO Bond-GRANT	CAP	141	Library	60,591.19	6,851.84	53,739.35	-	-
100668	FY22-ARP Humanities -GRANT	OP-C	141	Library	10,000.00	10,000.00	-	-	-
100669	FY22-ARPA Library -GRANT	OP-C	141	Library	17,828.00	17,828.00	-	-	-
100673	FY22-Library Micro Grant	OP-C	141	Library	500.00	500.00	-	-	-
100723	FY23-Grant-In-Aid	OP	141	Library	10,254.72	6,951.40	3,303.32	3,401.72	-
100854	FY23-Serving Communities Program	OP	141	Library	1,000.00	-	1,000.00	-	-
100527	FY22-Museum HVAC Controls	CAP	142	Museum	100,000.00	-	100,000.00	-	-
100819	FY23-Jack Drake Art Acquisition	CAPC	142	Museum	10,000.00	10,000.00	-	-	-
100848	FY23-Gary Niblett Painting	CAPC	142	Museum	15,000.00	15,000.00	-	-	-
100861	FY23-Chevron Catalyst Grant	OP	142	Museum	2,000.00	-	2,000.00	-	-
100528	FY22-Sound & Lighting System	CAP	143	Performing Arts Center	200,307.25	180,279.26	20,027.99	20,027.99	-
100530	FY22-Annex Sound/Lighting	CAP	143	Performing Arts Center	29,692.75	2,541.08	27,151.67	892.08	-

Project Code	Description	Project Type	Department	Dept Name	Revised Budget	Actuals	Project Balance	Encumbrances	Requisitions
100724	FY23-WGPAC HVAC	CAP	143	Performing Arts Center	90,000.00	-	90,000.00	-	-
100364	FY21-Concrete Hardstand	CAP	144	Airport	279,950.00	-	279,950.00	159,836.25	-
100725	FY23-ARFF Access Road	CAP	144	Airport	50,000.00	-	50,000.00	-	-
100726	FY23-Charging Station	CAP	144	Airport	15,000.00	5,770.26	9,229.74	5,770.26	-
100727	FY23-Storage Building	CAPC	144	Airport	12,000.00	11,716.13	283.87	-	-
100728	FY23-Vehicle	CAP	144	Airport	48,500.00	47,236.00	1,264.00	-	-
100366	FY21-Basketball Court Improvements	CAP	145	Riverwalk Recreation	84,637.00	83,192.54	1,444.46	-	-
100367	FY21-RRC Upgrades	CAP	145	Riverwalk Recreation	285,821.87	69,751.75	216,070.12	1,075.21	-
100666	FY22-Elevator Upgrades	CAP	145	Riverwalk Recreation	83,363.00	-	83,363.00	81,788.00	-
100729	FY23-Riverwalk Building Improvement	CAP	145	Riverwalk Recreation	350,000.00	-	350,000.00	-	-
100368	FY21-JD ProGator Sprayer Attachment	CAPC	146	Golf	19,688.40	19,688.40	-	-	-
100369	FY21-John Deere ProGator 2030A	CAPC	146	Golf	35,238.00	35,238.00	-	-	-
100730	FY23-Storage Building	CAPC	146	Golf	14,605.00	14,605.00	-	-	-
100731	FY23-Vehicle	CAP	146	Golf	45,915.00	45,915.00	-	-	-
100732	FY23-Driving Range Improvements	CAP	146	Golf	825,000.00	40,547.98	784,452.02	155,291.24	-
100733	FY23-Landscape Improvements	CAP	146	Golf	125,000.00	-	125,000.00	-	-
100851	FY23-North Mesa Lighting GRANT	OP-C	149	Sr. Rec - N. Mesa	6,367.00	6,366.50	0.50	-	-
100525	FY22-Pate Security Camera	CAPC	150	Sr. Rec-Alejandro Ruiz	65,000.00	62,066.92	2,933.08	-	-
100532	FY22-Pate Renovations	CAP	150	Sr. Rec-Alejandro Ruiz	200,000.00	2,324.01	197,675.99	-	-
100734	FY23-ARSC Improvements	CAP	150	Sr. Rec-Alejandro Ruiz	200,000.00	-	200,000.00	-	-
100735	FY23-ARSC Roof Improvements	CAP	150	Sr. Rec-Alejandro Ruiz	200,000.00	-	200,000.00	56,225.98	-
100841	FY23-Meals Kitchen Equipment GRANT	OP-C	150	Sr. Rec-Alejandro Ruiz	7,811.00	7,786.82	24.18	-	-
100667	FY22-Elevator Upgrades	CAP	151	Facility Maintenance	85,000.00	57,160.42	27,839.58	24,627.58	-
100736	FY23-Vehicle	CAP	151	Facility Maintenance	45,915.00	45,915.00	-	-	-
100737	FY23-Annual HVAC Upgrades	CAP	151	Facility Maintenance	150,000.00	2,648.28	147,351.72	90,768.00	-
100738	FY23-Backhoe	CAPC	152	Streets	144,020.65	144,020.65	-	-	-
100739	FY23-Dump Truck	CAP	152	Streets	236,012.49	-	236,012.49	231,008.00	-
100533	FY22-Annual Park Improvements	CAPC	153	Parks	366,908.52	366,908.52	-	-	(2,850.00)
100623	FY21-Ventrac	CAPC	153	Parks	36,000.00	35,728.88	271.12	-	-
100626	FY22-Cherry Lane Park	CAPC	153	Parks	18,515.08	18,515.08	-	-	-
100740	FY23-Annual Park Improvements	CAP	153	Parks	803,853.80	628,542.32	175,311.48	171,521.34	2,850.00
100741	FY23-Lower Tansill Improvements	CAPC	153	Parks	5,722.60	5,722.60	-	-	-
100867	FY23-Tennis Courts Resurfacing	CAP	153	Parks	40,000.00	-	40,000.00	-	-
100869	FY23-Pressure Washer	CAP	153	Parks	5,033.70	5,033.70	-	-	5,033.70
100945	FY23-Playground Beach Area	CAP	153	Parks	108,259.79	-	108,259.79	108,259.79	-
100742	FY23-Vehicles (2)	CAP	156	Electrical	110,000.00	97,444.00	12,556.00	-	-

Project Code	Description	Project Type	Department	Dept Name	Revised Budget	Actuals	Project Balance	Encumbrances	Requisitions
100743	FY23-Backhoe	CAPC	157	Construction	155,966.86	155,966.86	-	-	-
100081	FY20-Tyler Intergov	CAPC	160	Planning & Regulation	600,000.00	320,469.67	279,530.33	-	-
100744	FY23-Annual ROW Acquisition	CAP	160	Planning & Regulation	25,000.00	-	25,000.00	-	-
100745	FY23-Security Cameras	CAP	160	Planning & Regulation	10,000.00	-	10,000.00	-	9,567.07
100746	FY23-Automatic Door System	CAP	160	Planning & Regulation	5,000.00	-	5,000.00	-	-
100092	FY20-Fence	CAP	161	Cemetery	330,000.00	118,363.33	211,636.67	164,957.76	-
100535	FY22- Honor Guard Cemetery	CAPC	161	Cemetery	90,748.75	91,429.15	(680.40)	-	-
100876	FY23-Cemetery Improvements	CAP	161	Cemetery	20,000.00	4,704.04	15,295.96	14,295.96	-
100506	FY21-San Jose	CAP	200	GRT Capital Outlay	304,585.00	256,221.29	48,363.71	5,985.95	(1,000.00)
100846	FY23-ARSC Roof Replacement	CAP	200	GRT Capital Outlay	375,000.00	-	375,000.00	-	-
100536	FY22-San Jose Phase 2-GRANT	CAP	201	Capital Projects	778,766.25	599,908.24	178,858.01	178,858.01	-
100748	FY23-Radio Equipment GRANT	CAP	201	Capital Projects	400,000.00	399,894.06	105.94	-	-
100749	FY23-DOJMobile Command Center GRANT	CAP	201	Capital Projects	575,000.00	-	575,000.00	-	-
100750	FY23-PD Vehicles GRANT	CAPC	201	Capital Projects	100,000.00	100,000.00	-	-	-
100751	FY23-Museum/Library Roof	CAP	201	Capital Projects	880,000.00	24,406.18	855,593.82	24,406.18	-
100752	FY23-Riverwalk HVAC GRANT	CAP	201	Capital Projects	742,500.00	53,222.79	689,277.21	43,545.93	-
100753	FY23-ARSC Entryway GRANT	CAP	201	Capital Projects	100,000.00	-	100,000.00	100,000.00	-
100754	FY23-ARSC Renovations Ph III GRANT	CAP	201	Capital Projects	1,338,918.00	-	1,338,918.00	-	-
100755	FY23-ARSC Vehicles GRANT	CAP	201	Capital Projects	162,024.00	-	162,024.00	-	-
100845	FY23-ARSC Parking Lot	CAP	201	Capital Projects	250,000.00	15,067.73	234,932.27	144,011.00	1,000.00
100853	FY23-Dark Canyon Bridge GRANT	CAP	201	Capital Projects	3,000,000.00	-	3,000,000.00	-	-
100866	FY23-Cavern Theatre Rehab GRANT	CAP	201	Capital Projects	3,324,166.00	-	3,324,166.00	161,281.20	-
100670	FY22-Flooring-GRANT	CAPC	202	Airport Improvements	79,000.00	77,927.37	1,072.63	-	-
100756	FY23-RWY 14R-32L Recon GRANT	CAP	202	Airport Improvements	4,426,367.00	425,154.73	4,001,212.27	3,999,212.86	-
100858	FY23-Annual Airport Maint GRANT	OP	202	Airport Improvements	22,222.00	1,727.70	20,494.30	7,649.26	-
100865	FY23-Airport Resurfacing	CAP	202	Airport Improvements	65,000.00	-	65,000.00	-	-
100537	FY22-Landscaping Improvements	CAP	300	Sports Complex	300,000.00	-	300,000.00	-	-
100538	FY22-Parking Lot Improvements	CAP	300	Sports Complex	300,000.00	4,085.80	295,914.20	-	-
100757	FY23-Landscaping	CAP	300	Sports Complex	70,000.00	-	70,000.00	-	-
100758	FY23-Restrooms	CAP	300	Sports Complex	160,000.00	-	160,000.00	142,163.62	-
100759	FY23-Soccer Parking	CAP	300	Sports Complex	25,000.00	-	25,000.00	-	-
100760	FY23-RV Parking	CAP	300	Sports Complex	300,000.00	-	300,000.00	-	-
100271	FY20-Canal St Storm Drain-GRANT	CAP	320	Streets Improvement	600,000.00	161,217.67	438,782.33	-	-
100392	FY21-Downtown Sidewalk	CAPC	320	Streets Improvement	-	-	-	-	-
100394	FY21-Radio Blvd-GRANT	CAP	320	Streets Improvement	500,000.00	415,295.92	84,704.08	-	-
100539	FY22-Annual Street Improvements	CAPC	320	Streets Improvement	1,914,392.98	1,856,612.96	57,780.02	57,780.02	-

Project Code	Description	Project Type	Department	Dept Name	Revised Budget	Actuals	Project Balance	Encumbrances	Requisitions
100622	FY21-Cherry Ln Paving-GRANT	CAP	320	Streets Improvement	1,000,000.00	862,325.92	137,674.08	8,405.03	-
100634	FY22-Flood Repairs	CAPC	320	Streets Improvement	1,185,037.80	1,185,037.80	-	-	-
100659	FY22-Old Cavern Hwy-GRANT	CAP	320	Streets Improvement	528,000.00	357,941.23	170,058.77	44,530.09	-
100761	FY23-Annual Street Improvements	CAP	320	Streets Improvement	3,832,549.26	2,860,089.17	972,460.09	624,745.18	-
100762	FY23-County Contribution Bypass	CAP	320	Streets Improvement	1,000,000.00	1,000,000.00	-	-	-
100763	FY23-Annual Street Scapes	CAPC	320	Streets Improvement	138,019.96	17,105.35	120,914.61	120,143.46	-
100834	FY23-Pate & 6th St Rehab GRANT	CAPC	320	Streets Improvement	80,000.00	80,000.00	-	-	-
100399	FY21-Ambulance - GRANT	CAP	500	Fire Protection	290,000.00	-	290,000.00	287,806.00	-
100543	FY22-Stabilization Equip-GRANT	CAPC	500	Fire Protection	71,002.55	58,577.95	12,424.60	-	-
100545	FY22-Metal Shelter-GRANT	CAPC	500	Fire Protection	123,387.00	6,289.97	117,097.03	-	-
100682	FY22-Type 3 Fire Engine-GRANT	CAP	500	Fire Protection	439,997.45	-	439,997.45	435,996.00	-
100764	FY23-Pumper GRANT	CAPC	500	Fire Protection	761,500.00	716,615.04	44,884.96	-	-
100864	FY23-Drive Pad	CAPC	500	Fire Protection	25,000.00	19,672.54	5,327.46	-	-
100765	FY23-Cardiac Monitor Trainer GRANT	CAPC	501	Emergency Medical Services	20,000.00	17,885.00	2,115.00	-	-
100094	FY20-Van GRANT	CAPC	570	Municipal Transit	80,000.00	15,765.58	64,234.42	-	-
100404	FY21-Surveillance System-Vans-GRANT	CAP	570	Municipal Transit	34,892.00	-	34,892.00	-	-
100406	FY21-Bus Replacement-GRANT	CAP	570	Municipal Transit	222,390.00	-	222,390.00	-	-
100766	FY23-Bus Shelter Construction GRANT	CAP	570	Municipal Transit	72,000.00	7,200.07	64,799.93	61,930.90	-
100767	FY23-Bus Shelters GRANT	CAPC	570	Municipal Transit	131,475.00	129,395.91	2,079.09	-	-
100768	FY23-Shop Renovation GRANT	CAP	570	Municipal Transit	8,435.00	-	8,435.00	-	-
100769	FY23-Van GRANT	CAP	570	Municipal Transit	39,400.00	-	39,400.00	-	-
100133	CO-San Jose Sen Ctr-GRANT	CAPC	580	CDBG Grant	800,000.00	800,000.00	-	-	-
100655	FY22 - ARSC Renovations-GRANT	CAPC	580	CDBG Grant	161,703.57	161,445.30	258.27	-	-
100267	FY20-Electronic Sign Cascades	LT-C	600	LT-Promo	216,867.00	216,867.00	-	-	-
100581	FY22-Museum Advertising	LT-C	600	LT-Promo	60,000.00	54,403.55	5,596.45	450.00	-
100582	FY22-City Sponsored Events	LT	600	LT-Promo	127,000.00	108,438.70	18,561.30	14,000.00	-
100588	FY22-MainStreet Tourism Campaign	LT-C	600	LT-Promo	47,435.00	40,610.01	6,824.99	-	-
100591	FY22-Pearl of Pecos Heritage Walk	LT	600	LT-Promo	24,290.50	10,686.30	13,604.20	13,604.20	-
100592	FY22-Pearl of the Pecos Mural Proj	LT	600	LT-Promo	10,000.00	7,810.29	2,189.71	2,189.71	-
100641	FY22-Hawgfest/Rodeo Week	LT-C	600	LT-Promo	72,565.00	39,134.62	33,430.38	-	-
100644	FY22-Entrance Signs (3)	CAP	600	LT-Promo	1,500,000.00	371,126.01	1,128,873.99	780,880.99	-
100656	FY22-Fishing Derby	LT-C	600	LT-Promo	5,000.00	2,948.03	2,051.97	-	-
100664	FY22-COC Digital Sign	LT-C	600	LT-Promo	41,441.40	41,441.40	-	-	-
100672	FY22-United Way Cinco de Mayo	LT-C	600	LT-Promo	13,000.00	5,161.10	7,838.90	-	-
100674	FY22-JChester - Social Media	LT-C	600	LT-Promo	30,000.00	30,000.00	-	-	-
100675	FY22-KENW-FM	LT	600	LT-Promo	3,500.00	1,458.30	2,041.70	2,041.70	-



Project Code	Description	Project Type	Department	Dept Name	Revised Budget	Actuals	Project Balance	Encumbrances	Requisitions
100679	FY22-Carlsbad LifeHouse	LT-C	600	LT-Promo	7,000.00	3,703.97	3,296.03	-	-
100680	FY22-Gem & Mineral Show Advertising	LT-C	600	LT-Promo	12,351.62	10,000.69	2,350.93	-	-
100770	FY23-Carlsbad Area Art Association	LT-C	600	LT-Promo	30,000.00	29,891.46	108.54	-	-
100771	FY23-Car-A-Fair	LT-C	600	LT-Promo	27,650.00	9,521.18	18,128.82	-	-
100772	FY23-Library Advertising	LT	600	LT-Promo	40,000.00	39,926.99	73.01	-	-
100773	FY23-Museum Advertising	LT	600	LT-Promo	80,000.00	21,093.10	58,906.90	37,206.74	-
100774	FY23-City Sponsored Events	LT	600	LT-Promo	162,000.00	97,324.37	64,675.63	49,260.72	-
100775	FY23-MainStreet Tourism Campaign	LT	600	LT-Promo	80,000.00	77,476.34	2,523.66	2,523.66	-
100776	FY23-Creative Carlsbad Campaign	LT	600	LT-Promo	75,000.00	15,152.00	59,848.00	59,848.00	-
100777	FY23-Hope Center Live Events	LT	600	LT-Promo	21,000.00	14,919.79	6,080.21	-	-
100778	FY23-Community Theatre Tourism	LT	600	LT-Promo	30,000.00	20,464.75	9,535.25	9,535.25	-
100779	FY23-Red Rocket Social Media	LT	600	LT-Promo	60,000.00	55,000.00	5,000.00	5,000.00	-
100780	FY23-COC Marketing Campaign	LT	600	LT-Promo	300,000.00	275,000.00	25,000.00	25,000.00	-
100781	FY23-JChester Social Media	LT	600	LT-Promo	60,000.00	47,981.30	12,018.70	12,018.70	-
100818	FY23-Friends of the Living Desert	LT	600	LT-Promo	27,200.00	26,150.83	1,049.17	1,049.17	-
100822	FY23-COC Cheeseburger Cook Off	LT	600	LT-Promo	10,000.00	-	10,000.00	5,000.00	-
100835	FY23-Walter Gerrells Advertising	LT	600	LT-Promo	53,000.00	6,466.54	46,533.46	1,886.86	-
100837	FY23-COC Carlsbad Local Advertising	LT	600	LT-Promo	13,000.00	9,676.87	3,323.13	3,323.13	-
100838	FY23-COC Yearbook Advertising	LT-C	600	LT-Promo	7,800.00	7,800.00	-	-	-
100839	FY23-Renaissance Fest Advertising	LT-C	600	LT-Promo	20,000.00	9,546.46	10,453.54	-	-
100840	FY23-Gus Macker Advertising	LT	600	LT-Promo	70,000.00	18,934.67	51,065.33	51,065.33	-
100843	FY23-Septembeer Fest Advertising	LT-C	600	LT-Promo	15,000.00	2,351.62	12,648.38	-	-
100844	FY23-Carlsbad MainStreet America Ep	LT-C	600	LT-Promo	9,500.00	9,500.00	-	-	-
100847	FY23-2023 CCCA Concert Season	LT	600	LT-Promo	47,000.00	-	47,000.00	47,000.00	-
100852	FY23-Christmas on the Pecos	LT-C	600	LT-Promo	75,000.00	74,915.13	84.87	-	-
100855	FY23-B&G Club Fishing Derby	LT	600	LT-Promo	5,000.00	-	5,000.00	5,000.00	-
100862	FY23-Cinco de Mayo Golf Tournament	LT	600	LT-Promo	18,000.00	-	18,000.00	18,000.00	-
100870	FY23-Carlsbad Gem & Mineral Show	LT	600	LT-Promo	15,353.92	-	15,353.92	15,353.92	-
100871	FY23-Car-A-Fair	LT	600	LT-Promo	28,800.00	-	28,800.00	28,800.00	-
100873	FY23-Yucca Blossom Trade Days	LT-C	600	LT-Promo	10,000.00	9,173.63	826.37	-	-
100874	FY23-CavernFest	LT	600	LT-Promo	100,000.00	37,648.23	62,351.77	62,351.77	-
100099	FY20-Cavern Theater	CAP	650	LT-Non Promotional	3,041,430.00	3,048,756.04	(7,326.04)	-	-
100139	CO-Potash Park	CAPC	650	LT-Non Promotional	203,097.00	163,801.87	39,295.13	-	-
100597	FY22-Fireworks	LT-C	650	LT-Non Promotional	60,885.00	60,000.00	885.00	-	-
100782	FY23-Carlsbad Chamber Management	LT	650	LT-Non Promotional	332,500.00	304,788.00	27,712.00	27,712.00	-
100783	FY23-Fireworks	LT	650	LT-Non Promotional	65,000.00	30,000.00	35,000.00	30,000.00	-

Project Code	Description	Project Type	Department	Dept Name	Revised Budget	Actuals	Project Balance	Encumbrances	Requisitions
100784	FY23-Firefighter Combat Challenge	LT-C	650	LT-Non Promotional	27,615.00	27,614.69	0.31	-	-
100785	FY23-HAP Holiday Decorations	LT-C	650	LT-Non Promotional	97,901.00	97,458.48	442.52	-	-
100786	FY23-Annual PRV Maintenance	LT	650	LT-Non Promotional	20,000.00	20,000.00	-	-	-
100787	FY23-Annual Public Safety	LT	650	LT-Non Promotional	100,000.00	94,581.16	5,418.84	-	-
100788	FY23-Annual Audit	LT	650	LT-Non Promotional	4,599.00	4,599.00	-	-	-
100789	FY23-Chamber Holiday Decorations	LT	650	LT-Non Promotional	42,000.00	-	42,000.00	42,000.00	-
100790	FY23-Cavern Theatre	CAP	650	LT-Non Promotional	750,000.00	692,686.23	57,313.77	2,882.96	-
100791	FY23-PRV Media Upgrades	CAP	650	LT-Non Promotional	110,000.00	-	110,000.00	86,596.07	-
100792	FY23-PRV Improvements	CAP	650	LT-Non Promotional	44,000.00	43,940.87	59.13	-	3,956.95
100821	FY23-MainStreet Holiday Decorations	LT	650	LT-Non Promotional	85,000.00	42,597.01	42,402.99	42,402.99	-
100627	FY22-Jed Howard	CAP	680	LT-Discretionary	300,000.00	-	300,000.00	-	-
100833	FY23-Miniature Golf Course	LT-C	680	LT-Discretionary	750,000.00	747,373.83	2,626.17	-	-
100857	FY23-Pedestrian Bridge	CAPC	680	LT-Discretionary	300,000.00	298,565.37	1,434.63	-	-
100868	FY23-Boat Docks	LT	680	LT-Discretionary	170,000.00	-	170,000.00	169,354.32	-
100875	FY23-Splash Pad	LT	680	LT-Discretionary	500,000.00	-	500,000.00	390,169.97	-
100115	FY20-Upgrade Waterline-Old Cavern	CAP	700	Water	1,303,962.84	940,908.24	363,054.60	22,659.23	-
100273	FY20-Sewer Lift St Generators-GRANT	CAP	700	Water	250,000.00	234,206.00	15,794.00	-	-
100426	FY21-Eng-E Green St	CAP	700	Water	50,000.00	40,596.14	9,403.86	-	-
100511	FY21-Meter Reading System	CAPC	700	Water	-	-	-	-	-
100549	FY22-Water Meter Upgrades	CAP	700	Water	1,500,000.00	484,469.19	1,015,530.81	815,564.54	-
100550	FY22-Trucks	CAPC	700	Water	100,000.00	99,390.55	609.45	-	-
100551	FY22-SD Reservoir	CAP	700	Water	150,000.00	89,149.66	60,850.34	4,734.38	-
100552	FY22-Water Valves	CAP	700	Water	100,000.00	40,689.43	59,310.57	-	-
100554	FY22-PRV Rehab	CAP	700	Water	120,000.00	43,187.23	76,812.77	9,295.59	-
100793	FY23-Reservoir 2 Transmission	CAP	700	Water	1,500,000.00	1,418,345.41	81,654.59	65,281.16	-
100794	FY23-Meter Upgrades	CAP	700	Water	350,000.00	-	350,000.00	-	-
100795	FY23-Annual Waterline Upgrades	CAP	700	Water	400,000.00	97,642.15	302,357.85	117,330.27	-
100796	FY23-Tatum Well Field Improvements	CAP	700	Water	372,028.00	344,555.77	27,472.23	20,262.05	141.16
100797	FY23-Annual Well Rehab	CAP	700	Water	465,000.00	67,537.00	397,463.00	326,247.23	51,350.90
100798	FY23-Water Security System	CAP	700	Water	20,000.00	-	20,000.00	-	-
100799	FY23-Annual New Services	CAP	700	Water	200,000.00	36,701.47	163,298.53	2,694.00	194.00
100856	FY23-Rose Street	CAP	700	Water	127,972.00	55,287.20	72,684.80	72,684.80	-
100560	FY22-Grit Pump Valves	CAP	701	Waste Water	50,000.00	-	50,000.00	-	-
100562	FY22-Final Clarifier	CAP	701	Waste Water	95,155.91	-	95,155.91	95,155.91	-
100565	FY22-UV Redundancy	CAP	701	Waste Water	100,000.00	26,610.09	73,389.91	17,128.59	-
100566	FY22-Gravity Belt Thickener	CAP	701	Waste Water	225,000.00	-	225,000.00	204,550.00	-

Project Code	Description	Project Type	Department	Dept Name	Revised Budget	Actuals	Project Balance	Encumbrances	Requisitions
100567	FY22-Fall Protect System	CAP	701	Waste Water	75,000.00	-	75,000.00	-	-
100800	FY23-Digester	CAP	701	Waste Water	500,000.00	-	500,000.00	-	-
100801	FY23-Boiler	CAP	701	Waste Water	199,844.09	125,561.58	74,282.51	-	-
100802	FY23-SCADA	CAP	702	Double Eagle	150,000.00	-	150,000.00	-	-
100803	FY23-Annual Engineering	CAP	702	Double Eagle	100,000.00	-	100,000.00	-	-
100804	FY23-DE Waterline Replacement GRANT	CAP	702	Double Eagle	2,500,000.00	127,979.86	2,372,020.14	114,858.14	-
100805	FY23-Water System Replacement GRANT	CAP	702	Double Eagle	1,100,000.00	-	1,100,000.00	-	-
100121	FY20-Sewer Interceptor upgrades	CAP	703	Collection System	1,849,121.03	687,708.68	1,161,412.35	112,748.66	-
100437	FY21-Rose St Sewer	CAP	703	Collection System	480,000.00	442,474.09	37,525.91	1,010.21	-
100439	FY21-NPH Sewer Extension-GRANT	CAP	703	Collection System	500,000.00	129,818.44	370,181.56	64,509.14	-
100571	FY22-Bataan Lift Station-GRANT	CAP	703	Collection System	2,900,000.00	311,101.95	2,588,898.05	2,564,554.83	-
100572	FY22-Old Cavern Sewer Ext-GRANT	CAP	703	Collection System	2,698,401.00	86,053.41	2,612,347.59	96,791.19	-
100573	FY22-Primary Lift Station	CAP	703	Collection System	300,000.00	106,283.01	193,716.99	58,917.56	-
100807	FY23-Annual Manhole Rehab	CAP	703	Collection System	50,000.00	-	50,000.00	-	-
100808	FY23-Annual Sewer Line Upgrades	CAP	703	Collection System	74,707.03	74,707.03	-	-	-
100809	FY23-Annual Engineering	CAP	703	Collection System	100,000.00	32,294.91	67,705.09	45,767.58	-
100575	FY22-ARC Trucks	CAPC	730	Solid Waste Disposal	1,798,028.00	1,744,105.00	53,923.00	-	-
100663	FY22-Convenience Station Fence	CAPC	730	Solid Waste Disposal	100,000.00	78,900.80	21,099.20	-	-
100810	FY23-ARC Trucks (3)	CAP	730	Solid Waste Disposal	1,281,972.00	-	1,281,972.00	1,281,972.00	-
100811	FY23-Tire Shredder	CAPC	730	Solid Waste Disposal	610,000.00	600,000.00	10,000.00	-	-
100812	FY23-Container Maintenance Truck	CAP	730	Solid Waste Disposal	190,000.00	-	190,000.00	185,510.00	-
100813	FY23-Truck Safety Camera System	CAP	730	Solid Waste Disposal	250,000.00	39,970.40	210,029.60	28,812.00	-
100814	FY23-Metal Dumpsters	CAP	730	Solid Waste Disposal	137,700.00	-	137,700.00	-	-
100815	FY23-Trucks (2)	CAPC	730	Solid Waste Disposal	-	-	-	-	-
100816	FY23-Furniture	CAP	790	Golf Pro Shop	1,067.13	-	1,067.13	-	-
100817	FY23-Beverage Cart	CAPC	790	Golf Pro Shop	22,657.00	22,657.00	-	-	-
100872	FY23-Ice Machine	CAP	790	Golf Pro Shop	10,000.00	-	10,000.00	9,217.92	-
					<b>79,153,634.68</b>	<b>34,129,068.43</b>	<b>45,024,566.25</b>	<b>16,682,898.21</b>	<b>65,409.41</b>

## **9. Promotional Lodgers' Tax Aging Schedule**

City of Carlsbad, NM  
 Lodgers Tax - Promotional  
 Aging Schedule of Revenues to be Spent  
 as of: **May 2023**

Revenues		Expenditures/Transfers												Offsetting Expense	Balance	Compliance	
		FY15	FY16	FY17	FY18	FY19	FY20	FY21	FY22	FY23	FY24	FY25	FY26				FY27
FY15	1,444,294	-	834,379	583,778	26,137										1,444,294	-	No - \$26k
FY16	767,494			592,385	175,109										767,494	-	No - \$175k
FY17	735,160				735,160										735,160	-	Yes
FY18	1,401,511				177,647	1,085,888	137,976								1,401,511	-	No - \$138k
FY19	1,656,917						1,029,135	627,782							1,656,917	-	No - \$628k
FY20	1,442,933							444,896	998,037						1,442,933	0	No - \$998k
FY21	635,817								441,629						441,629	194,188	
FY22	901,760														-	901,760	
<b>FY23</b>	1,086,808														-	1,086,808	
FY24															-		
		-	834,379	583,778	618,522	1,087,916	1,085,888	1,167,111	1,072,678	1,439,666	-	-	-	-		2,182,756	

Per Lodgers' Tax State Statute and City Ordinance, the proceeds from the occupancy tax that are required to be used to advertise, publicize and promote tourist-related attractions, facilities and events shall be used within two years of the close of the fiscal year in which they were collected and shall not be accumulated beyond that date or used for any other purpose.

## **10. Municipal Court Summary**

City of Carlsbad, NM  
Municipal Court Analysis  
FY23

					City of Carlsbad				
<b>FY23</b>	Number of Cases	Cases on Appeal	Outstanding Warrants	State Fees	Fines	Fees	Total	Previous FY	Variance
Jul-22	520	7	4,682	\$4,397	\$38,334	\$9,045	\$47,379	\$67,466	-\$20,087
Aug-22	915	5	4,739	\$6,585	\$52,663	\$12,840	\$65,503	\$68,304	-\$2,801
Sep-22	935	4	4,022	\$6,043	\$43,112	\$12,620	\$55,732	\$67,312	-\$11,580
Oct-22	852	6	4,126	\$7,756	\$56,233	\$15,527	\$71,760	\$62,251	\$9,509
Nov-22	797	6	4,132	\$6,250	\$41,970	\$12,539	\$54,509	\$65,211	-\$10,702
Dec-22	624	5	4,167	\$5,771	\$45,915	\$12,589	\$58,504	\$65,175	-\$6,671
Jan-23	935	6	4,207	\$6,125	\$48,080	\$12,542	\$60,622	\$69,494	-\$8,872
Feb-23	781	3	4,237	\$6,582	\$51,158	\$12,752	\$63,910	\$78,357	-\$14,447
Mar-23	543	2	4,228	\$5,882	\$57,532	\$12,367	\$69,899	\$99,896	-\$29,997
Apr-23	543	3	4,228	\$5,424	\$51,525	\$10,467	\$61,992	\$66,381	-\$4,389
May-23	558	5	4,251	\$5,777	\$48,780	\$10,238	\$59,018	\$71,654	-\$12,636
Jun-23							\$0		\$0
<b>Total/Ave</b>	<b>8,003</b>	<b>5</b>	<b>4,274</b>	<b>\$66,592</b>	<b>\$535,302</b>	<b>\$133,526</b>	<b>\$668,828</b>	<b>\$781,501</b>	<b>-\$112,673</b>
<b>Vs. FY22</b>									
Incr(Decr)	-31%	18%	-1%	-26%	-20%	-25%	-29%		

					City of Carlsbad		
<b>Previous</b>	Number of Cases	Cases on Appeal	Outstanding Warrants	State Fees	Fines	Fees	Total
FY22	11,573	4	4,330	\$89,502	\$671,511	\$178,439	\$939,452
FY21	11,944	2	4,281	\$90,122	\$692,903	\$185,310	\$878,213
FY20	13,548	2	4,308	\$90,205	\$730,812	\$183,099	\$913,911
FY19	9,476		4,008	\$73,519	\$555,014	\$148,400	\$703,414
FY18	8,881		3,560	\$69,658	\$434,310	\$137,663	\$571,973

## **11. Debt Service**



		NMFA Carlsbad 11 DE Extension	NMFA CWSRF 010 Treat Plant	Total W&S
<b>Original Amt</b>				
	Principal	15,688,737	19,414,220	<b>35,102,957</b>
	Interest	3,533,097	4,331,980	<b>7,865,076</b>
	<b>Total</b>	<b>\$19,221,834</b>	<b>\$23,746,200</b>	<b>\$42,968,034</b>
<b>Years</b>	<b>FY</b>			
1	2023	961,091	1,090,387	2,051,479
2	2024	961,091	1,090,387	2,051,479
3	2025	961,092	1,090,387	2,051,479
4	2026	961,091	1,090,387	2,051,479
5	2027	961,092	1,090,387	2,051,480
6	2028	961,092	1,090,387	2,051,479
7	2029	961,092	1,090,387	2,051,480
8	2030	961,092	1,090,387	2,051,480
9	2031	961,092	1,090,387	2,051,479
10	2032	961,092	1,090,387	2,051,479
11	2033	961,091	1,090,387	2,051,479
12	2034	961,092	1,090,387	2,051,479
13	2035	961,092	1,090,387	2,051,479
14	2036	961,091	1,090,387	2,051,479
15	2037	961,092	1,090,387	2,051,479
16	2038		1,090,387	1,090,387
		<b>14,416,375</b>	<b>17,446,198</b>	<b>31,862,573</b>
	<b>City Debt Service Reserve</b>			-
	<b>Balance</b>	<b>14,416,375</b>	<b>17,446,198</b>	<b>31,862,573</b>

## **12. YTD Budget Report**

YEAR-TO-DATE BUDGET REPORT

FOR 2023 11

ACCOUNTS FOR:	ORIGINAL	TRANFRS/	REVISED			AVAILABLE	PCT
101 General Fund	APPROX	ADJSTMTS	BUDGET	YTD ACTUAL	ENCUMBRANCES	BUDGET	USE/COL
101 30000 Municipal	-22,747,479	0	-22,747,479	-28,159,855.26	.00	5,412,376.26	123.8%
101 30010 Muni Share	-19,061,000	0	-19,061,000	-23,610,525.30	.00	4,549,525.30	123.9%
101 30030 Infrastruc	-2,173,000	0	-2,173,000	-2,367,888.97	.00	194,888.97	109.0%
101 30100 Property	-3,709,845	0	-3,709,845	-3,308,705.12	.00	-401,139.88	89.2%*
101 30300 Auto Lic G	-18,000	0	-18,000	-21,613.38	.00	3,613.38	120.1%
101 31000 TDS	-122,000	0	-122,000	-83,842.32	.00	-38,157.68	68.7%*
101 31010 xcel	-597,000	0	-597,000	-661,965.24	.00	64,965.24	110.9%
101 31020 NM Gas	-55,000	0	-55,000	-122,519.53	.00	67,519.53	222.8%
101 31025 PVT	-1,500	0	-1,500	-6,689.64	.00	5,189.64	446.0%
101 31030 Windstream	-35,000	0	-35,000	-41,476.83	.00	6,476.83	118.5%
101 31040 Water	-21,000	0	-21,000	-20,000.00	.00	-1,000.00	95.2%*
101 32000 Business	-500	0	-500	-175.00	.00	-325.00	35.0%*
101 32005 License-Ca	-1,500	0	-1,500	-3,250.00	.00	1,750.00	216.7%
101 32010 Dog	-1,000	0	-1,000	-808.00	.00	-192.00	80.8%*
101 32020 Liquor	-11,000	0	-11,000	-3,250.00	.00	-7,750.00	29.5%*
101 32100 Building	-112,000	0	-112,000	-139,720.00	.00	27,720.00	124.8%
101 32110 Cemetery M	-2,000	0	-2,000	-2,000.00	.00	.00	100.0%
101 32120 Electrical	-40,000	0	-40,000	-51,564.00	.00	11,564.00	128.9%
101 32150 Plumbing/M	-19,000	0	-19,000	-18,982.00	.00	-18.00	99.9%*
101 32160 Permits-AI	0	0	0	-11,000.00	.00	11,000.00	100.0%
101 32190 Misc	-1,000	0	-1,000	-4,455.50	.00	3,455.50	445.6%
101 33000 Business R	-23,000	0	-23,000	-53,796.90	.00	30,796.90	233.9%
101 33001 Cemetery L	-102,000	0	-102,000	-99,051.35	.00	-2,948.65	97.1%*
101 33002 Cemetery O	-95,000	0	-95,000	-68,375.00	.00	-26,625.00	72.0%*
101 33007 Library	-4,000	0	-4,000	-3,255.00	.00	-745.00	81.4%*
101 33010 Notary	0	0	0	-355.00	.00	355.00	100.0%
101 33012 Rental	-21,000	0	-21,000	-39,842.00	.00	18,842.00	189.7%
101 33013 Rental wat	-9,700	0	-9,700	-19,840.00	.00	10,140.00	204.5%
101 33015 Senior Cen	-4,000	0	-4,000	-6,386.07	.00	2,386.07	159.7%
101 33016 Sub Divisi	-3,000	0	-3,000	-2,200.00	.00	-800.00	73.3%*
101 33022 Waterpark	-70,000	0	-70,000	-70,635.22	.00	635.22	100.9%
101 33023 Zoning	-3,000	0	-3,000	-4,053.00	.00	1,053.00	135.1%
101 33090 Misc	0	0	0	-56.16	.00	56.16	100.0%
101 34000 Ambulance	-4,000	0	-4,000	-9,449.69	.00	5,449.69	236.2%
101 34045 LifeLine	-700,000	0	-700,000	-793,788.02	.00	93,788.02	113.4%
101 34300 Waterpark	-9,000	0	-9,000	-10,769.03	.00	1,769.03	119.7%
101 34320 Misc	0	0	0	-1,284.88	.00	1,284.88	100.0%
101 35045 Lease-CP	0	0	0	-260.00	.00	260.00	100.0%
101 35100 Lease-Cave	-36,000	0	-36,000	-36,000.00	.00	.00	100.0%
101 35200 Lease-Port	-6,000	0	-6,000	-2,000.00	.00	-4,000.00	33.3%*

YEAR-TO-DATE BUDGET REPORT

FOR 2023 11								
ACCOUNTS FOR:	ORIGINAL	TRANFRS/	REVISED			AVAILABLE	PCT	
101 General Fund	APPROP	ADJSTMNTS	BUDGET	YTD ACTUAL	ENCUMBRANCES	BUDGET	USE/COL	
101 35900 Lease-Misc	-20,000	0	-20,000	-19,855.80	.00	-144.20	99.3%*	
101 36000 CD's	-30,000	0	-30,000	-273,338.90	.00	243,338.90	911.1%	
101 36040 Misc	-9,000	0	-9,000	-165,186.21	.00	156,186.21	1835.4%	
101 37000 County-App	-625,000	0	-625,000	-625,000.00	.00	.00	100.0%	
101 37005 County-DWI	-20,000	0	-20,000	-31,538.23	.00	11,538.23	157.7%	
101 37135 Legislativ	-1,000,000	0	-1,000,000	-1,000,000.00	.00	.00	100.0%	
101 37140 Library Gr	-60,000	-2,255	-62,255	-12,254.72	.00	-50,000.00	19.7%*	
101 37160 Buckle Dow	-15,000	0	-15,000	-11,293.18	.00	-3,706.82	75.3%*	
101 37165 DWI	-24,000	0	-24,000	-34,785.06	.00	10,785.06	144.9%	
101 37170 STEP	-28,000	0	-28,000	-20,662.86	.00	-7,337.14	73.8%*	
101 37199 State-Misc	-243,277	-38,987	-282,264	-1,840.00	.00	-280,424.00	.7%*	
101 37240 Federal-WI	-7,000	0	-7,000	-7,008.88	.00	8.88	100.1%	
101 37290 Federal-Mi	0	-4,000	-4,000	-49,763.61	.00	45,763.61	1244.1%	
101 38001 Donations	0	-91,500	-91,500	-177,556.33	.00	86,056.33	194.1%	
101 38007 Long/Short	0	0	0	-1.00	.00	1.00	100.0%	
101 38009 Printing &	-16,000	0	-16,000	-16,206.88	.00	206.88	101.3%	
101 38011 Recoveries	0	0	0	-5,625.66	.00	5,625.66	100.0%	
101 38012 Reimburse	0	0	0	-28,776.88	.00	28,776.88	100.0%	
101 38090 All Other	0	-3,000	-3,000	-42,100.37	.00	39,100.37	1403.3%	
101 40000 Trans-IN	-3,695,212	-2,338,843	-6,034,055	-6,034,055.22	.00	.00	100.0%	
101 45000 Transfer-T	4,925,000	7,000,000	11,925,000	11,925,000.00	.00	.00	100.0%	
TOTAL General Fund	-50,686,013	4,521,415	-46,164,598	-56,493,533.20	.00	10,328,935.26	122.4%	

YEAR-TO-DATE BUDGET REPORT

FOR 2023 11

ACCOUNTS FOR:	ORIGINAL APPROP	TRANFRS/ ADJSTMTS	REVISED BUDGET	YTD ACTUAL	ENCUMBRANCES	AVAILABLE BUDGET	PCT USE/COL
---------------	-----------------	-------------------	----------------	------------	--------------	------------------	-------------

10110 Mayor & Council

10110 50000 Labor-Elec	14,400	0	14,400	8,800.00	.00	5,600.00	61.1%
10110 50500 Labor-Regu	33,600	0	33,600	30,800.00	.00	2,800.00	91.7%
10110 55000 Labor-Allo	39,150	0	39,150	28,900.00	.00	10,250.00	73.8%
10110 58100 Associated	6,677	0	6,677	5,241.02	.00	1,435.98	78.5%
10110 61200 ConProf-Ge	0	0	0	399.70	.00	-399.70	100.0%*
10110 61550 ConProf-Le	8,000	0	8,000	58.25	.00	7,941.75	.7%
10110 63300 Fees-Publi	2,000	0	2,000	.00	.00	2,000.00	.0%
10110 64475 Ops-Materi	2,000	0	2,000	2,055.67	690.00	-745.67	137.3%*
10110 64800 Ops-Unifor	500	0	500	141.43	.00	358.57	28.3%
10110 65000 Maint-Buil	0	0	0	18.99	.00	-18.99	100.0%*
10110 66000 Empl-Dues	4,000	0	4,000	300.00	170.00	3,530.00	11.8%
10110 66100 Empl-Train	0	0	0	618.00	.00	-618.00	100.0%*
10110 66200 Empl-Per D	1,000	0	1,000	1,947.27	.00	-947.27	194.7%*
10110 66300 Empl-Milea	1,000	0	1,000	.00	.00	1,000.00	.0%
<b>TOTAL Mayor &amp; Council</b>	<b>112,327</b>	<b>0</b>	<b>112,327</b>	<b>79,280.33</b>	<b>860.00</b>	<b>32,186.67</b>	<b>71.3%</b>

YEAR-TO-DATE BUDGET REPORT

FOR 2023 11

ACCOUNTS FOR:	ORIGINAL APPROP	TRANFRS/ADJSTMTS	REVISED BUDGET	YTD ACTUAL	ENCUMBRANCES	AVAILABLE BUDGET	PCT USE/COL
---------------	-----------------	------------------	----------------	------------	--------------	------------------	-------------

10111 Executive & Legislative

10111 50500 Labor-Regu	1,201,290	0	1,201,290	867,387.55	.00	333,902.45	72.2%
10111 51000 Labor-OT	1,047	0	1,047	1,621.81	.00	-574.81	154.9%*
10111 52000 Labor-Vaca	0	0	0	59,297.72	.00	-59,297.72	100.0%*
10111 52100 Labor-Holi	0	0	0	45,128.65	.00	-45,128.65	100.0%*
10111 53000 Labor-Sick	0	0	0	11,678.55	.00	-11,678.55	100.0%*
10111 54000 Labor-Othe	2,500	0	2,500	2,552.10	.00	-52.10	102.1%*
10111 55000 Labor-Allo	8,126	0	8,126	35,562.50	.00	-27,436.50	437.6%*
10111 56000 Labor-Heal	0	34,269	34,269	34,269.41	.00	.00	100.0%
10111 58000 Associated	157,549	0	157,549	108,822.07	.00	48,726.93	69.1%
10111 58100 Associated	85,120	2,622	87,742	73,635.25	.00	14,106.36	83.9%
10111 58200 Associated	106,067	0	106,067	83,604.63	.00	22,462.37	78.8%
10111 58300 Associated	20,600	0	20,600	16,298.32	.00	4,301.68	79.1%
10111 58900 Associated	110	0	110	69.00	.00	41.00	62.7%
10111 61000 ConProf-Ad	4,000	0	4,000	1,640.00	1,121.53	1,238.47	69.0%
10111 61200 ConProf-Ge	700,000	-103,641	596,359	136,291.99	5,298.09	454,768.92	23.7%
10111 61550 ConProf-Le	170,000	0	170,000	85,895.78	52,322.24	31,781.98	81.3%
10111 61650 ConProf-OG	50,000	0	50,000	.00	20,000.00	30,000.00	40.0%
10111 61700 ConProf-Ou	751,051	0	751,051	609,210.94	141,840.06	.00	100.0%
10111 61900 ConProf-Mi	0	0	0	67,351.03	5,464.91	-72,815.94	100.0%*
10111 63050 Fees-Count	37,098	0	37,098	32,427.46	.00	4,670.54	87.4%
10111 63100 Fees-Filin	9,300	0	9,300	275.00	.00	9,025.00	3.0%
10111 63300 Fees-Publi	0	0	0	7,883.81	1,702.58	-9,586.39	100.0%*
10111 63900 Fees-Misc	0	0	0	-573.76	.00	573.76	100.0%
10111 64475 Ops-Materi	55,133	0	55,133	30,153.15	11,200.41	13,779.44	75.0%
10111 64600 Ops-Postag	1,000	0	1,000	770.68	.00	229.32	77.1%
10111 64625 Ops-Propor	1,000	0	1,000	.00	.00	1,000.00	.0%
10111 64675 Ops-Safety	10,000	0	10,000	8,216.39	77.88	1,705.73	82.9%
10111 64775 Ops-Tools	0	0	0	4.78	.00	-4.78	100.0%*
10111 64800 Ops-Unifor	700	0	700	1,698.40	.00	-998.40	242.6%*
10111 64825 Ops-Vehicl	2,100	0	2,100	2,985.06	14.94	-900.00	142.9%*
10111 65000 Maint-Buil	100	0	100	.00	.00	100.00	.0%
10111 65550 Maint-Vehi	1,000	0	1,000	305.34	140.00	554.66	44.5%
10111 66000 Empl-Dues	74,200	0	74,200	95,764.41	252.00	-21,816.41	129.4%*
10111 66100 Empl-Train	4,000	0	4,000	310.00	.00	3,690.00	7.8%
10111 66200 Empl-Per D	6,900	0	6,900	2,886.54	850.00	3,163.46	54.2%
10111 66300 Empl-Milea	2,000	0	2,000	2,153.19	.00	-153.19	107.7%*
10111 66400 Empl-Trans	0	0	0	536.00	.00	-536.00	100.0%*
10111 66500 Empl-Perso	5,400	0	5,400	430.00	333.09	4,636.91	14.1%
10111 67400 Util-Telep	1,000	0	1,000	5.93	1,494.07	-500.00	150.0%*
10111 80100 Cap-Land	150,000	-20,000	130,000	.00	10,800.00	119,200.00	8.3%

YEAR-TO-DATE BUDGET REPORT

FOR 2023 11								
ACCOUNTS FOR:		ORIGINAL	TRANFRS/	REVISED			AVAILABLE	PCT
101	General Fund	APPROP	ADJSTMTS	BUDGET	YTD ACTUAL	ENCUMBRANCES	BUDGET	USE/COL
10111	80500 Cap-Equipm	62,717	0	62,717	60,725.00	.00	1,992.00	96.8%
	TOTAL Executive & Legislative	3,681,108	-86,750	3,594,358	2,487,274.68	252,911.80	854,171.54	76.2%

YEAR-TO-DATE BUDGET REPORT

FOR 2023 11

ACCOUNTS FOR:	ORIGINAL APPROP	TRANFRS/ADJSTMTS	REVISED BUDGET	YTD ACTUAL	ENCUMBRANCES	AVAILABLE BUDGET	PCT USE/COL
101 General Fund							
<b>10112 Judicial</b>							
10112 50500 Labor-Regu	465,476	0	465,476	327,840.09	.00	137,635.91	70.4%
10112 51000 Labor-OT	0	0	0	2,192.57	.00	-2,192.57	100.0%*
10112 52000 Labor-Vaca	0	0	0	21,610.68	.00	-21,610.68	100.0%*
10112 52100 Labor-Holi	0	0	0	15,623.69	.00	-15,623.69	100.0%*
10112 53000 Labor-Sick	0	0	0	13,949.09	.00	-13,949.09	100.0%*
10112 54000 Labor-Othe	1,750	0	1,750	875.00	.00	875.00	50.0%
10112 55000 Labor-Allo	1,500	0	1,500	4,612.50	.00	-3,112.50	307.5%*
10112 56000 Labor-Heal	0	20,137	20,137	20,137.16	.00	.00	100.0%
10112 58000 Associated	75,145	0	75,145	64,258.21	.00	10,886.79	85.5%
10112 58100 Associated	33,505	1,540	35,045	29,046.73	.00	5,998.76	82.9%
10112 58200 Associated	40,227	0	40,227	34,370.38	.00	5,856.62	85.4%
10112 58300 Associated	7,813	0	7,813	6,700.90	.00	1,112.10	85.8%
10112 58900 Associated	90	0	90	59.80	.00	30.20	66.4%
10112 61200 ConProf-Ge	140,700	0	140,700	79,174.37	55,062.18	6,463.45	95.4%
10112 64475 Ops-Materi	15,000	0	15,000	15,059.80	2,616.71	-2,676.51	117.8%*
10112 64600 Ops-Postag	3,500	0	3,500	1,594.34	.00	1,905.66	45.6%
10112 64800 Ops-Unifor	2,000	0	2,000	323.04	.00	1,676.96	16.2%
10112 64825 Ops-Vehicl	400	0	400	.00	.00	400.00	.0%
10112 65000 Maint-Buil	2,000	0	2,000	506.41	.00	1,493.59	25.3%
10112 65050 Maint-Equi	2,000	0	2,000	.00	.00	2,000.00	.0%
10112 66000 Empl-Dues	6,000	0	6,000	1,193.76	.00	4,806.24	19.9%
10112 66100 Empl-Train	10,000	0	10,000	1,075.21	924.79	8,000.00	20.0%
10112 66200 Empl-Per D	7,000	0	7,000	1,771.83	900.00	4,328.17	38.2%
10112 66300 Empl-Milea	3,000	0	3,000	650.04	.00	2,349.96	21.7%
10112 66400 Empl-Trans	4,000	0	4,000	957.24	900.00	2,142.76	46.4%
10112 66500 Empl-Perso	300	0	300	.00	.00	300.00	.0%
10112 67400 Util-Telep	5,000	0	5,000	3,602.54	1,841.74	-444.28	108.9%*
10112 80300 Cap-Improv	0	35,000	35,000	.00	35,000.00	.00	100.0%
TOTAL Judicial	826,406	56,678	883,084	647,185.38	97,245.42	138,652.85	84.3%



YEAR-TO-DATE BUDGET REPORT

FOR 2023 11								
ACCOUNTS FOR:	ORIGINAL	TRANFRS/	REVISED	YTD	ENCUMBRANCES	AVAILABLE	PCT	
101 General Fund	APPROP	ADJSTMTS	BUDGET	ACTUAL		BUDGET	USE/COL	
<b>10113 City Clerk</b>								
10113 50500 Labor-Regu	287,608	0	287,608	193,935.77	.00	93,672.23	67.4%	
10113 51000 Labor-OT	0	0	0	74.48	.00	-74.48	100.0%*	
10113 52000 Labor-Vaca	0	0	0	13,384.89	.00	-13,384.89	100.0%*	
10113 52100 Labor-Holi	0	0	0	10,951.59	.00	-10,951.59	100.0%*	
10113 53000 Labor-Sick	0	0	0	6,493.72	.00	-6,493.72	100.0%*	
10113 54000 Labor-Othe	750	0	750	458.36	.00	291.64	61.1%	
10113 55000 Labor-Allo	838	0	838	2,612.50	.00	-1,774.50	311.8%*	
10113 56000 Labor-Heal	0	13,483	13,483	13,482.52	.00	.00	100.0%	
10113 58000 Associated	76,062	0	76,062	50,237.95	.00	25,824.05	66.0%	
10113 58100 Associated	20,639	1,031	21,670	17,094.22	.00	4,576.19	78.9%	
10113 58200 Associated	29,625	0	29,625	23,069.96	.00	6,555.04	77.9%	
10113 58300 Associated	5,754	0	5,754	4,495.28	.00	1,258.72	78.1%	
10113 58900 Associated	40	0	40	23.00	.00	17.00	57.5%	
10113 61200 ConProf-Ge	40,000	0	40,000	25,716.37	793.35	13,490.28	66.3%	
10113 64475 Ops-Materi	3,000	0	3,000	1,902.20	1,199.96	-102.16	103.4%*	
10113 64990 Ops-Misc	0	0	0	2,384.85	.00	-2,384.85	100.0%*	
10113 65900 Maint-Misc	0	0	0	296.37	.00	-296.37	100.0%*	
10113 66000 Empl-Dues	1,000	0	1,000	390.00	.00	610.00	39.0%	
10113 66100 Empl-Train	2,000	0	2,000	2,023.00	.00	-23.00	101.2%*	
10113 66200 Empl-Per D	2,000	0	2,000	2,458.37	.00	-458.37	122.9%*	
10113 66300 Empl-Milea	300	0	300	601.20	.00	-301.20	200.4%*	
<b>TOTAL City Clerk</b>	<b>469,616</b>	<b>14,514</b>	<b>484,130</b>	<b>372,086.60</b>	<b>1,993.31</b>	<b>110,050.02</b>	<b>77.3%</b>	

YEAR-TO-DATE BUDGET REPORT

FOR 2023 11								
ACCOUNTS FOR:	ORIGINAL	TRANFRS/	REVISED	YTD	ENCUMBRANCES	AVAILABLE	PCT	
101 General Fund	APPROP	ADJSTMNTS	BUDGET	ACTUAL		BUDGET	USE/COL	
<b>10114 Human Resources</b>								
10114 50500 Labor-Regu	210,102	0	210,102	46,118.88	.00	163,983.12	22.0%	
10114 51000 Labor-OT	0	0	0	2,179.76	.00	-2,179.76	100.0%*	
10114 52000 Labor-Vaca	0	0	0	2,739.04	.00	-2,739.04	100.0%*	
10114 52100 Labor-Holi	0	0	0	2,513.04	.00	-2,513.04	100.0%*	
10114 53000 Labor-Sick	0	0	0	3,431.60	.00	-3,431.60	100.0%*	
10114 54000 Labor-Othe	500	0	500	125.00	.00	375.00	25.0%	
10114 58000 Associated	24,091	0	24,091	259.38	.00	23,831.62	1.1%	
10114 58100 Associated	16,039	0	16,039	4,304.73	.00	11,734.27	26.8%	
10114 58200 Associated	19,027	0	19,027	5,622.23	.00	13,404.77	29.5%	
10114 58300 Associated	3,695	0	3,695	1,096.09	.00	2,598.91	29.7%	
10114 58900 Associated	30	0	30	6.90	.00	23.10	23.0%	
10114 61200 ConProf-Ge	13,050	0	13,050	2,798.93	195.64	10,055.43	22.9%	
10114 64475 Ops-Materi	5,000	0	5,000	2,471.70	.00	2,528.30	49.4%	
10114 64600 Ops-Postag	600	0	600	89.66	.00	510.34	14.9%	
10114 64800 Ops-Unifor	100	0	100	.00	.00	100.00	.0%	
10114 66000 Empl-Dues	800	0	800	350.34	.00	449.66	43.8%	
10114 66100 Empl-Train	500	0	500	.00	.00	500.00	.0%	
10114 66200 Empl-Per D	200	0	200	.00	.00	200.00	.0%	
10114 66300 Empl-Milea	100	0	100	.00	.00	100.00	.0%	
10114 66600 Empl-Servi	200	0	200	603.71	.00	-403.71	301.9%*	
<b>TOTAL Human Resources</b>	<b>294,034</b>	<b>0</b>	<b>294,034</b>	<b>74,710.99</b>	<b>195.64</b>	<b>219,127.37</b>	<b>25.5%</b>	

YEAR-TO-DATE BUDGET REPORT

FOR 2023 11

ACCOUNTS FOR:	ORIGINAL	TRANFRS/	REVISED			AVAILABLE	PCT
101 General Fund	APPROX	ADJSTMNTS	BUDGET	YTD ACTUAL	ENCUMBRANCES	BUDGET	USE/COL
<b>10115 Finance-Admin</b>							
10115 50500 Labor-Regu	768,662	0	768,662	592,801.38	.00	175,860.62	77.1%
10115 51000 Labor-OT	1,872	0	1,872	384.30	.00	1,487.70	20.5%
10115 52000 Labor-Vaca	0	0	0	36,972.11	.00	-36,972.11	100.0%*
10115 52100 Labor-Holi	0	0	0	31,832.14	.00	-31,832.14	100.0%*
10115 53000 Labor-Sick	0	0	0	24,648.91	.00	-24,648.91	100.0%*
10115 54000 Labor-Othe	2,500	0	2,500	2,355.51	.00	144.49	94.2%
10115 55000 Labor-Allo	1,800	0	1,800	7,975.00	.00	-6,175.00	443.1%*
10115 56000 Labor-Heal	0	33,143	33,143	33,143.19	.00	.00	100.0%
10115 58000 Associated	128,874	0	128,874	122,762.40	.00	6,111.60	95.3%
10115 58100 Associated	56,359	2,535	58,894	52,411.25	.00	6,483.20	89.0%
10115 58200 Associated	78,949	0	78,949	70,287.28	.00	8,661.72	89.0%
10115 58300 Associated	15,378	0	15,378	13,702.35	.00	1,675.65	89.1%
10115 58900 Associated	110	0	110	73.60	.00	36.40	66.9%
10115 61200 ConProf-Ge	542,850	0	542,850	416,341.72	80,399.62	46,108.66	91.5%
10115 61900 ConProf-Mi	0	0	0	224.00	26.00	-250.00	100.0%*
10115 63100 Fees-Filin	2,600	0	2,600	.00	.00	2,600.00	.0%
10115 63250 Fees-Penal	2,000	0	2,000	.00	.00	2,000.00	.0%
10115 63300 Fees-Publi	700	0	700	709.44	1,634.75	-1,644.19	334.9%*
10115 64025 Ops-Bank C	500	0	500	.00	.00	500.00	.0%
10115 64475 Ops-Materi	68,000	0	68,000	35,550.77	8,512.06	23,937.17	64.8%
10115 64600 Ops-Postag	30,400	0	30,400	8,133.52	10,050.00	12,216.48	59.8%
10115 64800 Ops-Unifor	200	0	200	.00	1,165.94	-965.94	583.0%*
10115 64825 Ops-Vehicl	300	0	300	299.15	100.85	-100.00	133.3%*
10115 65050 Maint-Equi	100	0	100	.00	.00	100.00	.0%
10115 65550 Maint-Vehi	250	0	250	173.36	.00	76.64	69.3%
10115 66000 Empl-Dues	400	0	400	.00	.00	400.00	.0%
10115 66100 Empl-Train	4,800	0	4,800	50.00	50.00	4,700.00	2.1%
10115 66200 Empl-Per D	500	0	500	1,580.66	.00	-1,080.66	316.1%*
10115 66500 Empl-Perso	900	0	900	219.94	.00	680.06	24.4%
10115 67100 Util-Elect	30,000	0	30,000	26,199.84	6,121.36	-2,321.20	107.7%*
10115 67200 Util-Gas	2,000	0	2,000	2,573.16	426.84	-1,000.00	150.0%*
10115 67400 Util-Telep	30,000	0	30,000	27,477.08	3,042.20	-519.28	101.7%*
10115 67500 Util-Water	5,000	0	5,000	6,436.38	863.62	-2,300.00	146.0%*
10115 80200 Cap-Buildi	100,000	0	100,000	2,567.06	8,988.94	88,444.00	11.6%
<b>TOTAL Finance-Admin</b>	<b>1,876,004</b>	<b>35,679</b>	<b>1,911,683</b>	<b>1,517,885.50</b>	<b>121,382.18</b>	<b>272,414.96</b>	<b>85.7%</b>

YEAR-TO-DATE BUDGET REPORT

FOR 2023 11

ACCOUNTS FOR:	ORIGINAL APPROP	TRANFRS/ ADJSTMTS	REVISED BUDGET	YTD ACTUAL	ENCUMBRANCES	AVAILABLE BUDGET	PCT USE/COL
101 General Fund							
<b>10116 Finance-Cashiers</b>							
10116 50500 Labor-Regu	324,392	0	324,392	245,903.50	.00	78,488.50	75.8%
10116 51000 Labor-OT	6,388	0	6,388	4,937.90	.00	1,450.10	77.3%
10116 52000 Labor-Vaca	0	0	0	12,850.14	.00	-12,850.14	100.0%*
10116 52100 Labor-Holi	0	0	0	12,569.69	.00	-12,569.69	100.0%*
10116 53000 Labor-Sick	0	0	0	10,953.32	.00	-10,953.32	100.0%*
10116 54000 Labor-Othe	1,500	0	1,500	625.00	.00	875.00	41.7%
10116 56000 Labor-Heal	0	6,624	6,624	6,624.27	.00	.00	100.0%
10116 58000 Associated	63,212	0	63,212	30,310.98	.00	32,901.02	48.0%
10116 58100 Associated	23,629	507	24,136	21,614.38	.00	2,521.38	89.6%
10116 58200 Associated	33,416	0	33,416	28,776.44	.00	4,639.56	86.1%
10116 58300 Associated	6,491	0	6,491	5,607.24	.00	883.76	86.4%
10116 58900 Associated	60	0	60	46.00	.00	14.00	76.7%
<b>TOTAL Finance-Cashiers</b>	<b>459,088</b>	<b>7,131</b>	<b>466,219</b>	<b>380,818.86</b>	<b>.00</b>	<b>85,400.17</b>	<b>81.7%</b>

YEAR-TO-DATE BUDGET REPORT

FOR 2023 11

ACCOUNTS FOR:	ORIGINAL APPROP	TRANFRS/ADJSTMTS	REVISED BUDGET	YTD ACTUAL	ENCUMBRANCES	AVAILABLE BUDGET	PCT USE/COL
101 General Fund							
<b>10117 Information Technology</b>							
10117 50500 Labor-Regu	400,205	0	400,205	279,180.16	.00	121,024.84	69.8%
10117 51000 Labor-OT	0	0	0	2,395.45	.00	-2,395.45	100.0%*
10117 52000 Labor-Vaca	0	0	0	13,952.43	.00	-13,952.43	100.0%*
10117 52100 Labor-Holi	0	0	0	14,401.20	.00	-14,401.20	100.0%*
10117 53000 Labor-Sick	0	0	0	7,138.98	.00	-7,138.98	100.0%*
10117 54000 Labor-Othe	1,250	0	1,250	500.00	.00	750.00	40.0%
10117 55000 Labor-Allo	2,550	0	2,550	8,662.50	.00	-6,112.50	339.7%*
10117 56000 Labor-Heal	0	15,042	15,042	15,041.88	.00	.00	100.0%
10117 58000 Associated	82,333	0	82,333	52,265.70	.00	30,067.30	63.5%
10117 58100 Associated	29,095	1,151	30,246	24,499.88	.00	5,745.82	81.0%
10117 58200 Associated	41,224	0	41,224	32,181.92	.00	9,042.08	78.1%
10117 58300 Associated	8,007	0	8,007	6,273.81	.00	1,733.19	78.4%
10117 58900 Associated	50	0	50	27.60	.00	22.40	55.2%
10117 61200 ConProf-Ge	174,000	0	174,000	140,440.37	24,034.70	9,524.93	94.5%
10117 64115 Ops-Comp H	100,000	0	100,000	70,881.74	12,894.01	16,224.25	83.8%
10117 64475 Ops-Materi	31,000	0	31,000	4,810.31	261.32	25,928.37	16.4%
10117 64600 Ops-Postag	100	0	100	.00	.00	100.00	.0%
10117 64775 Ops-Tools	100	0	100	.00	.00	100.00	.0%
10117 64825 Ops-Vehicl	1,500	0	1,500	183.05	1,316.95	.00	100.0%
10117 65550 Maint-Vehi	200	0	200	1,052.13	.00	-852.13	526.1%*
10117 66100 Empl-Train	4,350	0	4,350	.00	.00	4,350.00	.0%
10117 66200 Empl-Per D	180	0	180	.00	.00	180.00	.0%
10117 66500 Empl-Perso	100	0	100	.00	.00	100.00	.0%
10117 67400 Util-Telep	20,000	0	20,000	63,819.48	11,363.37	-55,182.85	375.9%*
10117 80500 Cap-Equipm	150,000	0	150,000	57,821.22	.00	92,178.78	38.5%
TOTAL Information Technology	1,046,244	16,193	1,062,437	795,529.81	49,870.35	217,036.42	79.6%

YEAR-TO-DATE BUDGET REPORT

FOR 2023 11								
ACCOUNTS FOR:	ORIGINAL	TRANFRS/	REVISED				AVAILABLE	PCT
101 General Fund	APPROP	ADJSTMTS	BUDGET	YTD ACTUAL	ENCUMBRANCES	BUDGET	USE/COL	
<b>10119 GRTR Fees</b>								
10119 63225 Fees-NMTRD	780,000	0	780,000	829,523.75	.00	-49,523.75	106.3%*	
TOTAL GRTR Fees	780,000	0	780,000	829,523.75	.00	-49,523.75	106.3%	

YEAR-TO-DATE BUDGET REPORT

FOR 2023 11

ACCOUNTS FOR:	ORIGINAL APPROP	TRANFRS/ADJSTMTS	REVISED BUDGET	YTD ACTUAL	ENCUMBRANCES	AVAILABLE BUDGET	PCT USE/COL
101 General Fund							
<b>10120 PD - Admin</b>							
10120 50500 Labor-Regu	664,096	33,770	697,866	386,679.24	.00	311,186.47	55.4%
10120 51000 Labor-OT	21,045	0	21,045	13,305.76	.00	7,739.24	63.2%
10120 52000 Labor-Vaca	0	0	0	51,740.29	.00	-51,740.29	100.0%*
10120 52100 Labor-Holi	0	0	0	21,056.93	.00	-21,056.93	100.0%*
10120 53000 Labor-Sick	0	0	0	15,329.63	.00	-15,329.63	100.0%*
10120 54000 Labor-Othe	1,750	0	1,750	18,750.00	.00	-17,000.00	1071.4%*
10120 55000 Labor-Allo	2,850	0	2,850	15,262.50	.00	-12,412.50	535.5%*
10120 56000 Labor-Heal	0	22,346	22,346	22,346.25	.00	.02	100.0%
10120 58000 Associated	110,739	0	110,739	77,658.74	.00	33,080.26	70.1%
10120 58100 Associated	50,160	2,337	52,497	41,368.76	.00	11,128.38	78.8%
10120 58200 Associated	99,503	0	99,503	69,459.36	.00	30,043.64	69.8%
10120 58300 Associated	14,583	0	14,583	10,551.22	.00	4,031.78	72.4%
10120 58900 Associated	90	0	90	55.20	.00	34.80	61.3%
10120 61200 ConProf-Ge	971,000	8,000	979,000	91,768.19	15,437.27	871,794.54	11.0%
10120 61900 ConProf-Mi	0	0	0	767,562.66	109,927.42	-877,490.08	100.0%*
10120 63900 Fees-Misc	0	0	0	.00	11.99	-11.99	100.0%*
10120 64000 Ops-Ammo/R	20,000	0	20,000	19,997.25	.00	2.75	100.0%
10120 64100 Ops-Canine	10,000	0	10,000	2,454.50	.00	7,545.50	24.5%
10120 64475 Ops-Materi	100,000	-1,724	98,276	44,296.78	18,591.60	35,388.10	64.0%
10120 64525 Ops-Police	200,000	-148,236	51,764	29,536.53	12,134.25	10,093.22	80.5%
10120 64600 Ops-Postag	4,700	0	4,700	1,680.09	1,871.72	1,148.19	75.6%
10120 64650 Ops-Recrui	10,000	0	10,000	13,636.83	8,135.83	-11,772.66	217.7%*
10120 64775 Ops-Tools	1,000	0	1,000	898.46	.00	101.54	89.8%
10120 64800 Ops-Unifor	60,000	0	60,000	34,702.81	4,393.72	20,903.47	65.2%
10120 64825 Ops-Vehicl	265,000	0	265,000	223,729.98	41,270.02	.00	100.0%
10120 64990 Ops-Misc	0	0	0	3,099.68	.00	-3,099.68	100.0%*
10120 65000 Maint-Buil	55,000	0	55,000	58,478.98	5,615.13	-9,094.11	116.5%*
10120 65050 Maint-Equi	60,000	0	60,000	9,459.62	130.00	50,410.38	16.0%
10120 65550 Maint-Vehi	140,000	0	140,000	99,755.71	5,904.61	34,339.68	75.5%
10120 65900 Maint-Misc	0	0	0	3,485.19	1,928.71	-5,413.90	100.0%*
10120 66000 Empl-Dues	10,000	0	10,000	8,314.10	1,089.10	596.80	94.0%
10120 66100 Empl-Train	90,000	0	90,000	16,916.02	1,200.00	71,883.98	20.1%
10120 66200 Empl-Per D	60,000	0	60,000	20,972.21	6,950.00	32,077.79	46.5%
10120 66300 Empl-Milea	0	0	0	55.15	.00	-55.15	100.0%*
10120 66400 Empl-Trans	2,000	0	2,000	21.90	659.97	1,318.13	34.1%
10120 66500 Empl-Perso	13,000	0	13,000	2,800.54	5,636.75	4,562.71	64.9%
10120 66600 Empl-Servi	2,000	0	2,000	3,441.71	.00	-1,441.71	172.1%*
10120 66900 Empl-Misc	0	0	0	276.70	570.00	-846.70	100.0%*
10120 67100 Util-Elect	39,000	0	39,000	40,963.53	15,412.36	-17,375.89	144.6%*
10120 67200 Util-Gas	2,000	0	2,000	3,330.00	1,170.00	-2,500.00	225.0%*

YEAR-TO-DATE BUDGET REPORT

FOR 2023 11							
ACCOUNTS FOR:	ORIGINAL	TRANFRS/	REVISED			AVAILABLE	PCT
101 General Fund	APPROP	ADJSTMTS	BUDGET	YTD ACTUAL	ENCUMBRANCES	BUDGET	USE/COL
10120 67400 Util-Telep	54,000	0	54,000	69,909.43	6,352.17	-22,261.60	141.2%*
10120 67500 Util-Water	15,000	0	15,000	13,519.12	3,480.88	-2,000.00	113.3%*
10120 80200 Cap-Buildi	0	0	0	.00	46,287.69	-46,287.69	100.0%*
10120 80400 Cap-Infras	47,549	0	47,549	18,765.35	.00	28,783.83	39.5%
10120 80500 Cap-Equipm	1,257,812	167,769	1,425,580	848,188.98	451,251.25	126,139.89	91.2%
TOTAL PD - Admin	4,453,877	84,262	4,538,139	3,195,581.88	765,412.44	577,144.58	87.3%



YEAR-TO-DATE BUDGET REPORT

FOR 2023 11

ACCOUNTS FOR:	ORIGINAL	TRANFRS/	REVISED	YTD ACTUAL	ENCUMBRANCES	AVAILABLE	PCT
101 General Fund	APPROP	ADJSTMNTS	BUDGET			BUDGET	USE/COL

10121 PD - Patrol

10121 50500 Labor-Regu	3,739,845	0	3,739,845	2,378,721.47	.00	1,361,123.53	63.6%
10121 51000 Labor-OT	751,490	0	751,490	992,228.33	.00	-240,738.33	132.0%*
10121 51100 Labor-DT	0	0	0	32,925.64	.00	-32,925.64	100.0%*
10121 52000 Labor-Vaca	0	0	0	150,605.84	.00	-150,605.84	100.0%*
10121 52100 Labor-Holi	0	0	0	168,520.10	.00	-168,520.10	100.0%*
10121 53000 Labor-Sick	0	0	0	88,577.06	.00	-88,577.06	100.0%*
10121 54000 Labor-Othe	12,000	0	12,000	217,158.24	.00	-205,158.24	1809.7%*
10121 55000 Labor-Allo	18,400	0	18,400	35,975.00	.00	-17,575.00	195.5%*
10121 56000 Labor-Heal	0	108,600	108,600	108,599.62	.00	.00	100.0%
10121 58000 Associated	676,692	0	676,692	426,770.36	.00	249,921.64	63.1%
10121 58100 Associated	332,022	7,842	339,864	307,339.65	.00	32,524.57	90.4%
10121 58200 Associated	818,393	0	818,393	593,282.59	.00	225,110.41	72.5%
10121 58300 Associated	93,519	0	93,519	67,957.71	.00	25,561.29	72.7%
10121 58900 Associated	470	0	470	282.60	.00	187.40	60.1%
10121 64100 Ops-Canine	0	0	0	3,437.98	2,220.12	-5,658.10	100.0%*
10121 64475 Ops-Materi	0	0	0	1,427.87	1,511.76	-2,939.63	100.0%*
10121 64525 Ops-Police	0	0	0	8,014.12	1,206.10	-9,220.22	100.0%*
10121 64650 Ops-Recrui	0	0	0	232.48	.00	-232.48	100.0%*
10121 64800 Ops-Unifor	0	0	0	6,825.96	500.00	-7,325.96	100.0%*
10121 64990 Ops-Misc	0	0	0	740.22	.00	-740.22	100.0%*
10121 65550 Maint-Vehi	0	0	0	41,450.87	.00	-41,450.87	100.0%*
10121 66100 Empl-Train	0	0	0	3,800.00	5,665.00	-9,465.00	100.0%*
10121 66200 Empl-Per D	0	0	0	986.87	.00	-986.87	100.0%*
10121 66500 Empl-Perso	0	0	0	7,727.45	400.00	-8,127.45	100.0%*
<b>TOTAL PD - Patrol</b>	<b>6,442,831</b>	<b>116,442</b>	<b>6,559,273</b>	<b>5,643,588.03</b>	<b>11,502.98</b>	<b>904,181.83</b>	<b>86.2%</b>

YEAR-TO-DATE BUDGET REPORT

FOR 2023 11

ACCOUNTS FOR:	ORIGINAL APPROP	TRANFRS/ADJSTMTS	REVISED BUDGET	YTD ACTUAL	ENCUMBRANCES	AVAILABLE BUDGET	PCT USE/COL
---------------	-----------------	------------------	----------------	------------	--------------	------------------	-------------

10122 PD - Detective/Criminal Invest

10122 50500 Labor-Regu	1,114,487	0	1,114,487	773,323.59	.00	341,163.41	69.4%
10122 51000 Labor-OT	207,695	0	207,695	99,756.07	.00	107,938.93	48.0%
10122 51100 Labor-DT	0	0	0	1,297.27	.00	-1,297.27	100.0%*
10122 52000 Labor-Vaca	0	0	0	64,984.18	.00	-64,984.18	100.0%*
10122 52100 Labor-Holi	0	0	0	46,142.01	.00	-46,142.01	100.0%*
10122 53000 Labor-Sick	0	0	0	39,976.49	.00	-39,976.49	100.0%*
10122 54000 Labor-Othe	3,250	0	3,250	72,058.69	.00	-68,808.69	2217.2%*
10122 55000 Labor-Allo	3,900	0	3,900	5,525.00	.00	-1,625.00	141.7%*
10122 56000 Labor-Heal	0	50,138	50,138	50,138.04	.00	.00	100.0%
10122 58000 Associated	207,767	0	207,767	179,004.87	.00	28,762.13	86.2%
10122 58100 Associated	96,587	3,600	100,187	82,889.52	.00	17,297.48	82.7%
10122 58200 Associated	237,285	0	237,285	193,965.94	.00	43,319.06	81.7%
10122 58300 Associated	27,566	0	27,566	22,524.31	.00	5,041.69	81.7%
10122 58900 Associated	130	0	130	87.40	.00	42.60	67.2%
10122 64475 Ops-Materi	0	0	0	11,393.62	3,018.48	-14,412.10	100.0%*
10122 64525 Ops-Police	0	0	0	1,701.17	1,328.00	-3,029.17	100.0%*
10122 64600 Ops-Postag	0	0	0	507.52	492.48	-1,000.00	100.0%*
10122 64800 Ops-Unifor	0	0	0	1,202.00	.00	-1,202.00	100.0%*
10122 65550 Maint-Vehi	0	0	0	1,249.18	.00	-1,249.18	100.0%*
10122 66100 Empl-Train	0	0	0	1,499.00	129.00	-1,628.00	100.0%*
10122 66200 Empl-Per D	0	0	0	1,197.43	.00	-1,197.43	100.0%*
<b>TOTAL PD - Detective/Criminal Invest</b>	<b>1,898,667</b>	<b>53,738</b>	<b>1,952,405</b>	<b>1,650,423.30</b>	<b>4,967.96</b>	<b>297,013.78</b>	<b>84.8%</b>

YEAR-TO-DATE BUDGET REPORT

FOR 2023 11

ACCOUNTS FOR:	ORIGINAL APPROP	TRANFRS/ADJSTMNTS	REVISED BUDGET	YTD ACTUAL	ENCUMBRANCES	AVAILABLE BUDGET	PCT USE/COL
---------------	-----------------	-------------------	----------------	------------	--------------	------------------	-------------

10123 PD - Community Services

10123 50500 Labor-Regu	726,303	0	726,303	546,817.56	.00	179,485.44	75.3%
10123 51000 Labor-OT	124,256	0	124,256	103,652.68	.00	20,603.32	83.4%
10123 51100 Labor-DT	0	0	0	456.17	.00	-456.17	100.0%*
10123 52000 Labor-Vaca	0	0	0	39,004.01	.00	-39,004.01	100.0%*
10123 52100 Labor-Holi	0	0	0	30,837.72	.00	-30,837.72	100.0%*
10123 53000 Labor-Sick	0	0	0	27,173.70	.00	-27,173.70	100.0%*
10123 54000 Labor-Othe	2,500	0	2,500	36,988.40	.00	-34,488.40	1479.5%*
10123 55000 Labor-Allo	4,000	0	4,000	3,587.50	.00	412.50	89.7%
10123 56000 Labor-Heal	0	51,085	51,085	51,084.89	.00	.00	100.0%
10123 58000 Associated	170,140	0	170,140	171,026.42	.00	-886.42	100.5%*
10123 58100 Associated	61,006	3,908	64,914	59,813.98	.00	5,100.01	92.1%
10123 58200 Associated	143,428	0	143,428	130,213.58	.00	13,214.42	90.8%
10123 58300 Associated	17,534	0	17,534	15,632.52	.00	1,901.48	89.2%
10123 58900 Associated	100	0	100	69.00	.00	31.00	69.0%
10123 64000 Ops-Ammo/R	0	0	0	10.44	.00	-10.44	100.0%*
10123 64475 Ops-Materi	0	0	0	3,994.84	.00	-3,994.84	100.0%*
10123 64800 Ops-Unifor	0	0	0	7,763.08	456.47	-8,219.55	100.0%*
10123 65550 Maint-Vehi	0	0	0	3,972.84	.00	-3,972.84	100.0%*
10123 65900 Maint-Misc	0	0	0	93.50	.00	-93.50	100.0%*
10123 66000 Empl-Dues	0	0	0	215.00	.00	-215.00	100.0%*
10123 66100 Empl-Train	0	0	0	1,360.60	.00	-1,360.60	100.0%*
<b>TOTAL PD - Community Services</b>	<b>1,249,267</b>	<b>54,993</b>	<b>1,304,260</b>	<b>1,233,768.43</b>	<b>456.47</b>	<b>70,034.98</b>	<b>94.6%</b>

YEAR-TO-DATE BUDGET REPORT

FOR 2023 11								
ACCOUNTS FOR:	ORIGINAL	TRANFRS/	REVISED	YTD	ENCUMBRANCES	AVAILABLE	PCT	
101 General Fund	APPROP	ADJSTMTS	BUDGET	ACTUAL		BUDGET	USE/COL	
<b>10124 PD - Animal Control</b>								
10124 50500 Labor-Regu	161,440	0	161,440	113,168.67	.00	48,271.33	70.1%	
10124 51000 Labor-OT	15,365	0	15,365	20,190.32	.00	-4,825.32	131.4%*	
10124 51100 Labor-DT	0	0	0	720.63	.00	-720.63	100.0%*	
10124 52000 Labor-Vaca	0	0	0	11,385.01	.00	-11,385.01	100.0%*	
10124 52100 Labor-Holi	0	0	0	7,041.20	.00	-7,041.20	100.0%*	
10124 53000 Labor-Sick	0	0	0	2,166.83	.00	-2,166.83	100.0%*	
10124 54000 Labor-Othe	750	0	750	16,960.00	.00	-16,210.00	2261.3%*	
10124 55000 Labor-Allo	650	0	650	600.00	.00	50.00	92.3%	
10124 56000 Labor-Heal	0	11,549	11,549	11,549.31	.00	.00	100.0%	
10124 58000 Associated	44,820	0	44,820	35,418.39	.00	9,401.61	79.0%	
10124 58100 Associated	12,406	884	13,290	13,083.38	.00	206.14	98.4%	
10124 58200 Associated	16,629	0	16,629	16,366.47	.00	262.53	98.4%	
10124 58300 Associated	3,229	0	3,229	2,575.62	.00	653.38	79.8%	
10124 58900 Associated	30	0	30	18.40	.00	11.60	61.3%	
10124 64475 Ops-Materi	0	0	0	2,490.58	.00	-2,490.58	100.0%*	
10124 64800 Ops-Unifor	0	0	0	1,518.44	53.95	-1,572.39	100.0%*	
10124 65550 Maint-Vehi	0	0	0	1,311.69	.00	-1,311.69	100.0%*	
10124 66100 Empl-Train	0	0	0	880.52	.00	-880.52	100.0%*	
10124 66200 Empl-Per D	0	0	0	525.00	.00	-525.00	100.0%*	
10124 66500 Empl-Perso	0	0	0	111.01	.00	-111.01	100.0%*	
<b>TOTAL PD - Animal Control</b>	<b>255,319</b>	<b>12,433</b>	<b>267,752</b>	<b>258,081.47</b>	<b>53.95</b>	<b>9,616.41</b>	<b>96.4%</b>	

YEAR-TO-DATE BUDGET REPORT

FOR 2023 11								
ACCOUNTS FOR:	ORIGINAL	TRANFRS/	REVISED	YTD ACTUAL	ENCUMBRANCES	AVAILABLE	PCT	
101 General Fund	APPROP	ADJSTMNTS	BUDGET			BUDGET	USE/COL	
<b>10125 PD - Communications</b>								
10125 50500 Labor-Regu	1,213,776	0	1,213,776	740,835.77	.00	472,940.23	61.0%	
10125 51000 Labor-OT	131,394	0	131,394	255,793.55	.00	-124,399.55	194.7%*	
10125 51100 Labor-DT	0	0	0	10,839.89	.00	-10,839.89	100.0%*	
10125 52000 Labor-Vaca	0	0	0	42,376.43	.00	-42,376.43	100.0%*	
10125 52100 Labor-Holi	0	0	0	53,569.56	.00	-53,569.56	100.0%*	
10125 53000 Labor-Sick	0	0	0	45,865.62	.00	-45,865.62	100.0%*	
10125 54000 Labor-Othe	4,750	0	4,750	53,666.16	.00	-48,916.16	1129.8%*	
10125 55000 Labor-Allo	12,350	0	12,350	4,000.00	.00	8,350.00	32.4%	
10125 56000 Labor-Heal	0	37,380	37,380	34,694.32	.00	2,685.58	92.8%	
10125 58000 Associated	260,333	0	260,333	148,154.47	.00	112,178.53	56.9%	
10125 58100 Associated	98,433	2,791	101,224	91,307.89	.00	9,916.19	90.2%	
10125 58200 Associated	154,677	0	154,677	110,308.02	.00	44,368.98	71.3%	
10125 58300 Associated	24,174	0	24,174	17,324.16	.00	6,849.84	71.7%	
10125 58900 Associated	190	0	190	110.40	.00	79.60	58.1%	
10125 64475 Ops-Materi	0	0	0	6,878.10	5,519.95	-12,398.05	100.0%*	
10125 64800 Ops-Unifor	0	0	0	1,173.13	971.52	-2,144.65	100.0%*	
10125 66000 Empl-Dues	0	0	0	1,053.00	.00	-1,053.00	100.0%*	
10125 66100 Empl-Train	0	0	0	9,381.38	1,572.46	-10,953.84	100.0%*	
10125 66200 Empl-Per D	0	0	0	2,783.62	2,977.86	-5,761.48	100.0%*	
10125 66500 Empl-Perso	0	0	0	1,248.66	.00	-1,248.66	100.0%*	
<b>TOTAL PD - Communications</b>	<b>1,900,077</b>	<b>40,171</b>	<b>1,940,248</b>	<b>1,631,364.13</b>	<b>11,041.79</b>	<b>297,842.06</b>	<b>84.6%</b>	

YEAR-TO-DATE BUDGET REPORT

FOR 2023 11

ACCOUNTS FOR:	ORIGINAL	TRANFRS/	REVISED	YTD ACTUAL	ENCUMBRANCES	AVAILABLE	PCT
101 General Fund	APPROP	ADJSTMTS	BUDGET			BUDGET	USE/COL

10126 PD - Traffic

10126 50500 Labor-Regu	248,833	0	248,833	189,677.17	.00	59,155.83	76.2%
10126 51000 Labor-OT	53,856	0	53,856	64,758.81	.00	-10,902.81	120.2%*
10126 51100 Labor-DT	0	0	0	866.48	.00	-866.48	100.0%*
10126 52000 Labor-Vaca	0	0	0	24,695.88	.00	-24,695.88	100.0%*
10126 52100 Labor-Holi	0	0	0	10,624.00	.00	-10,624.00	100.0%*
10126 53000 Labor-Sick	0	0	0	7,052.28	.00	-7,052.28	100.0%*
10126 54000 Labor-Othe	750	0	750	19,548.64	.00	-18,798.64	2606.5%*
10126 55000 Labor-Allo	1,950	0	1,950	1,925.00	.00	25.00	98.7%
10126 56000 Labor-Heal	0	15,042	15,042	15,041.88	.00	.00	100.0%
10126 58000 Associated	58,127	0	58,127	41,911.45	.00	16,215.55	72.1%
10126 58100 Associated	21,841	1,151	22,992	24,520.60	.00	-1,528.90	106.6%*
10126 58200 Associated	55,119	0	55,119	49,571.71	.00	5,547.29	89.9%
10126 58300 Associated	6,222	0	6,222	5,615.42	.00	606.58	90.3%
10126 58900 Associated	30	0	30	20.70	.00	9.30	69.0%
10126 66500 Empl-Perso	0	0	0	35.75	.00	-35.75	100.0%*
<b>TOTAL PD - Traffic</b>	<b>446,728</b>	<b>16,193</b>	<b>462,921</b>	<b>455,865.77</b>	<b>.00</b>	<b>7,054.81</b>	<b>98.5%</b>

YEAR-TO-DATE BUDGET REPORT

FOR 2023 11								
ACCOUNTS FOR:	ORIGINAL	TRANFRS/	REVISED	YTD ACTUAL	ENCUMBRANCES	AVAILABLE	PCT	
101 General Fund	APPROP	ADJSTMNTS	BUDGET			BUDGET	USE/COL	
<b>10127 PD - Professional Standards</b>								
10127 50500 Labor-Regu	300,825	0	300,825	191,069.81	.00	109,755.19	63.5%	
10127 51000 Labor-OT	29,046	0	29,046	25,149.97	.00	3,896.03	86.6%	
10127 51100 Labor-DT	0	0	0	1,247.68	.00	-1,247.68	100.0%*	
10127 52000 Labor-Vaca	0	0	0	20,780.33	.00	-20,780.33	100.0%*	
10127 52100 Labor-Holi	0	0	0	12,306.75	.00	-12,306.75	100.0%*	
10127 53000 Labor-Sick	0	0	0	39,501.77	.00	-39,501.77	100.0%*	
10127 54000 Labor-Othe	750	0	750	10,414.58	.00	-9,664.58	1388.6%*	
10127 55000 Labor-Allo	1,700	0	1,700	8,412.50	.00	-6,712.50	494.9%*	
10127 56000 Labor-Heal	0	13,483	13,483	13,482.52	.00	.00	100.0%	
10127 58000 Associated	44,820	0	44,820	46,026.08	.00	-1,206.08	102.7%*	
10127 58100 Associated	24,196	1,031	25,227	23,399.14	.00	1,828.27	92.8%	
10127 58200 Associated	61,521	0	61,521	53,800.25	.00	7,720.75	87.5%	
10127 58300 Associated	7,521	0	7,521	6,591.44	.00	929.56	87.6%	
10127 58900 Associated	30	0	30	20.70	.00	9.30	69.0%	
10127 61900 ConProf-Mi	0	0	0	2,499.00	.00	-2,499.00	100.0%*	
10127 64475 Ops-Materi	0	0	0	1,407.55	.00	-1,407.55	100.0%*	
10127 66100 Empl-Train	0	0	0	463.20	.00	-463.20	100.0%*	
<b>TOTAL PD - Professional Standards</b>	<b>470,409</b>	<b>14,514</b>	<b>484,923</b>	<b>456,573.27</b>	<b>.00</b>	<b>28,349.66</b>	<b>94.2%</b>	

YEAR-TO-DATE BUDGET REPORT

FOR 2023 11			ORIGINAL	TRANFRS/	REVISED	YTD ACTUAL	ENCUMBRANCES	AVAILABLE	PCT
ACCOUNTS FOR:	General Fund	APPROP	ADJSTMTS	BUDGET			BUDGET	USE/COL	
<b>10128 PD - Records</b>									
10128	50500	Labor-Regu	285,964	0	285,964	150,605.55	.00	135,358.45	52.7%
10128	51000	Labor-OT	4,726	0	4,726	7,567.21	.00	-2,841.21	160.1%*
10128	52000	Labor-Vaca	0	0	0	10,694.39	.00	-10,694.39	100.0%*
10128	52100	Labor-Holi	0	0	0	7,860.00	.00	-7,860.00	100.0%*
10128	53000	Labor-Sick	0	0	0	6,258.30	.00	-6,258.30	100.0%*
10128	54000	Labor-Othe	1,500	0	1,500	13,713.20	.00	-12,213.20	914.2%*
10128	55000	Labor-Allo	650	0	650	.00	.00	650.00	.0%
10128	56000	Labor-Heal	0	11,476	11,476	11,475.56	.00	.00	100.0%
10128	58000	Associated	80,844	0	80,844	62,797.41	.00	18,046.59	77.7%
10128	58100	Associated	21,017	707	21,724	13,998.12	.00	7,725.55	64.4%
10128	58200	Associated	36,609	0	36,609	22,479.15	.00	14,129.85	61.4%
10128	58300	Associated	5,721	0	5,721	3,532.45	.00	2,188.55	61.7%
10128	58900	Associated	60	0	60	29.90	.00	30.10	49.8%
10128	64475	Ops-Materi	0	0	0	290.79	261.81	-552.60	100.0%*
10128	64800	Ops-Unifor	0	0	0	437.91	146.93	-584.84	100.0%*
10128	66100	Empl-Train	0	0	0	1,551.10	.00	-1,551.10	100.0%*
TOTAL PD - Records			437,091	12,182	449,273	313,291.04	408.74	135,573.45	69.8%



YEAR-TO-DATE BUDGET REPORT

FOR 2023 11

ACCOUNTS FOR:	ORIGINAL	TRANFRS/	REVISED			AVAILABLE	PCT
101 General Fund	APPROP	ADJSTMTS	BUDGET	YTD ACTUAL	ENCUMBRANCES	BUDGET	USE/COL

10129 PD - SWAT

10129 65050 Maint-Equi	0	0	0	.00	278.75	-278.75	100.0%*
TOTAL PD - SWAT	0	0	0	.00	278.75	-278.75	100.0%

YEAR-TO-DATE BUDGET REPORT

FOR 2023 11

ACCOUNTS FOR:	ORIGINAL	TRANFRS/	REVISED			AVAILABLE	PCT
101 General Fund	APPROP	ADJSTMTS	BUDGET	YTD ACTUAL	ENCUMBRANCES	BUDGET	USE/COL

10130 Fire - Admin

10130 50500 Labor-Regu	718,346	0	718,346	153,079.76	.00	565,266.24	21.3%
10130 51000 Labor-OT	0	0	0	34,080.15	.00	-34,080.15	100.0%*
10130 52000 Labor-Vaca	50,000	0	50,000	112,213.47	.00	-62,213.47	224.4%*
10130 52100 Labor-Holi	0	0	0	14,768.88	.00	-14,768.88	100.0%*
10130 53000 Labor-Sick	0	0	0	2,683.04	.00	-2,683.04	100.0%*
10130 54000 Labor-Othe	2,000	0	2,000	2,441.20	.00	-441.20	122.1%*
10130 55000 Labor-Allo	2,550	0	2,550	8,112.50	.00	-5,562.50	318.1%*
10130 56000 Labor-Heal	0	25,839	25,839	19,660.67	.00	6,178.15	76.1%
10130 58000 Associated	171,410	0	171,410	69,433.23	.00	101,976.77	40.5%
10130 58100 Associated	54,645	1,977	56,622	34,226.59	.00	22,395.08	60.4%
10130 58200 Associated	147,521	0	147,521	71,722.09	.00	75,798.91	48.6%
10130 58300 Associated	17,410	0	17,410	8,409.35	.00	9,000.65	48.3%
10130 58900 Associated	80	0	80	27.60	.00	52.40	34.5%
10130 61200 ConProf-Ge	57,230	0	57,230	35,300.36	4,965.67	16,963.97	70.4%
10130 64225 Ops-Fire E	125,000	0	125,000	132,651.92	20,932.54	-28,584.46	122.9%*
10130 64275 Ops-Fire H	7,000	0	7,000	6,305.88	.00	694.12	90.1%
10130 64300 Ops-Fire P	7,000	0	7,000	5,332.16	.00	1,667.84	76.2%
10130 64475 Ops-Materi	230,000	-1,476	228,524	101,357.77	4,065.36	123,101.02	46.1%
10130 64575 Ops-PPE	60,000	0	60,000	72,893.13	12,384.00	-25,277.13	142.1%*
10130 64600 Ops-Postag	1,000	0	1,000	668.76	360.58	-29.34	102.9%*
10130 64650 Ops-Recrui	0	0	0	398.00	.00	-398.00	100.0%*
10130 64675 Ops-Safety	1,000	0	1,000	.00	.00	1,000.00	.0%
10130 64775 Ops-Tools	20,000	20,000	40,000	61,250.14	22,509.62	-43,759.76	209.4%*
10130 64800 Ops-Unifor	70,000	0	70,000	65,403.80	3,483.18	1,113.02	98.4%
10130 64825 Ops-Vehicl	100,000	0	100,000	105,081.42	7,905.28	-12,986.70	113.0%*
10130 64990 Ops-Misc	5,000	0	5,000	.00	.00	5,000.00	.0%
10130 65000 Maint-Buil	130,000	-4,930	125,070	59,772.47	6,418.36	58,879.17	52.9%
10130 65050 Maint-Equi	40,000	0	40,000	29,979.56	822.38	9,198.06	77.0%
10130 65550 Maint-Vehi	120,000	0	120,000	221,668.75	26,268.36	-127,937.11	206.6%*
10130 65900 Maint-Misc	0	0	0	1,918.97	.00	-1,918.97	100.0%*
10130 66000 Empl-Dues	6,300	0	6,300	2,425.15	.00	3,874.85	38.5%
10130 66100 Empl-Train	62,000	0	62,000	56,755.11	6,175.32	-930.43	101.5%*
10130 66200 Empl-Per D	25,000	0	25,000	-8,860.90	.00	33,860.90	-35.4%
10130 66400 Empl-Trans	1,000	0	1,000	345.10	.00	654.90	34.5%
10130 66500 Empl-Perso	20,000	0	20,000	4,010.56	1,239.42	14,750.02	26.2%
10130 67100 Util-Elect	25,000	38,000	63,000	33,042.65	15,774.57	14,182.78	77.5%
10130 67200 Util-Gas	12,000	3,000	15,000	21,196.45	3,803.55	-10,000.00	166.7%*
10130 67400 Util-Telep	32,000	37,000	69,000	47,463.02	26,730.37	-5,193.39	107.5%*
10130 67500 Util-Water	25,000	2,000	27,000	20,974.84	4,025.16	2,000.00	92.6%
10130 80200 Cap-Buildi	0	4,476	4,476	4,475.85	.00	.00	100.0%

YEAR-TO-DATE BUDGET REPORT

FOR 2023 11									
ACCOUNTS FOR:	101	General Fund	ORIGINAL APPROP	TRANFRS/ ADJSTMTS	REVISED BUDGET	YTD ACTUAL	ENCUMBRANCES	AVAILABLE BUDGET	PCT USE/COL
10130	80300	Cap-Improv	0	29,075	29,075	29,041.69	.00	33.31	99.9%
10130	80500	Cap-Equipm	266,000	15,925	281,925	272,727.24	.00	9,197.76	96.7%
TOTAL Fire - Admin			2,611,492	170,885	2,782,377	1,914,438.38	167,863.72	700,075.39	74.8%

YEAR-TO-DATE BUDGET REPORT

FOR 2023 11

ACCOUNTS FOR:	ORIGINAL APPROP	TRANFRS/ADJSTMTS	REVISED BUDGET	YTD ACTUAL	ENCUMBRANCES	AVAILABLE BUDGET	PCT USE/COL
101 General Fund							
<b>10131 Fire - Operations</b>							
10131 66200 Empl-Per D	0	0	0	59.00	.00	-59.00	100.0%*
TOTAL Fire - Operations	0	0	0	59.00	.00	-59.00	100.0%

YEAR-TO-DATE BUDGET REPORT

FOR 2023 11

ACCOUNTS FOR:	ORIGINAL	TRANFRS/	REVISED			AVAILABLE	PCT
101 General Fund	APPROP	ADJSTMTS	BUDGET	YTD ACTUAL	ENCUMBRANCES	BUDGET	USE/COL

10133 Fire - Suppression

10133 50500 Labor-Regu	4,882,188	0	4,882,188	4,232,906.44	.00	649,281.56	86.7%
10133 51000 Labor-OT	1,442,261	0	1,442,261	1,234,974.97	.00	207,286.03	85.6%
10133 51100 Labor-DT	144,991	0	144,991	195,406.38	.00	-50,415.38	134.8%*
10133 52000 Labor-Vaca	0	0	0	34,993.76	.00	-34,993.76	100.0%*
10133 53000 Labor-Sick	0	0	0	2,099.40	.00	-2,099.40	100.0%*
10133 54000 Labor-Othe	15,000	0	15,000	10,588.31	.00	4,411.69	70.6%
10133 55000 Labor-Allo	30,550	0	30,550	26,300.00	.00	4,250.00	86.1%
10133 56000 Labor-Heal	0	275,057	275,057	263,745.68	.00	11,311.79	95.9%
10133 58000 Associated	1,172,972	0	1,172,972	928,556.49	.00	244,415.51	79.2%
10133 58100 Associated	473,588	18,668	492,256	430,945.04	.00	61,310.93	87.5%
10133 58200 Associated	1,176,657	0	1,176,657	1,017,862.16	.00	158,794.84	86.5%
10133 58300 Associated	122,084	0	122,084	105,950.57	.00	16,133.43	86.8%
10133 58900 Associated	600	0	600	402.50	.00	197.50	67.1%
10133 66500 Empl-Perso	0	0	0	4,338.31	.00	-4,338.31	100.0%*
<b>TOTAL Fire - Suppression</b>	<b>9,460,891</b>	<b>293,725</b>	<b>9,754,616</b>	<b>8,489,070.01</b>	<b>.00</b>	<b>1,265,546.43</b>	<b>87.0%</b>

YEAR-TO-DATE BUDGET REPORT

FOR 2023 11								
ACCOUNTS FOR:	ORIGINAL	TRANFRS/	REVISED	YTD	ENCUMBRANCES	AVAILABLE	PCT	
101 General Fund	APPROP	ADJSTMNTS	BUDGET	ACTUAL		BUDGET	USE/COL	
<b>10134 Fire - PFA</b>								
10134 50500 Labor-Regu	284,106	0	284,106	204,295.24	.00	79,810.76	71.9%	
10134 51000 Labor-OT	0	0	0	4,117.72	.00	-4,117.72	100.0%*	
10134 51100 Labor-DT	0	0	0	275.76	.00	-275.76	100.0%*	
10134 52000 Labor-Vaca	0	0	0	21,994.89	.00	-21,994.89	100.0%*	
10134 52100 Labor-Holi	0	0	0	11,465.76	.00	-11,465.76	100.0%*	
10134 53000 Labor-Sick	0	0	0	11,081.62	.00	-11,081.62	100.0%*	
10134 54000 Labor-Othe	1,000	0	1,000	6,525.50	.00	-5,525.50	652.6%*	
10134 55000 Labor-Allo	8,784	0	8,784	8,000.50	.00	783.50	91.1%	
10134 56000 Labor-Heal	0	18,534	18,534	18,534.45	.00	.00	100.0%	
10134 58000 Associated	71,721	0	71,721	55,420.26	.00	16,300.74	77.3%	
10134 58100 Associated	20,391	1,418	21,809	20,303.52	.00	1,505.37	93.1%	
10134 58200 Associated	29,265	0	29,265	25,546.97	.00	3,718.03	87.3%	
10134 58300 Associated	5,684	0	5,684	4,976.72	.00	707.28	87.6%	
10134 58900 Associated	40	0	40	27.60	.00	12.40	69.0%	
10134 64575 Ops-PPE	0	0	0	23.52	.00	-23.52	100.0%*	
10134 64800 Ops-Unifor	0	0	0	264.00	.00	-264.00	100.0%*	
10134 65000 Maint-Buil	0	0	0	1,026.85	.00	-1,026.85	100.0%*	
<b>TOTAL Fire - PFA</b>	<b>420,991</b>	<b>19,952</b>	<b>440,943</b>	<b>393,880.88</b>	<b>.00</b>	<b>47,062.46</b>	<b>89.3%</b>	

YEAR-TO-DATE BUDGET REPORT

FOR 2023 11

ACCOUNTS FOR:	ORIGINAL APPROP	TRANFRS/ADJSTMTS	REVISED BUDGET	YTD ACTUAL	ENCUMBRANCES	AVAILABLE BUDGET	PCT USE/COL
101 General Fund							
<b>10140 Community Development</b>							
10140 50500 Labor-Regu	312,334	0	312,334	145,647.99	.00	166,686.01	46.6%
10140 51000 Labor-OT	0	0	0	3,182.71	.00	-3,182.71	100.0%*
10140 52000 Labor-Vaca	0	0	0	14,932.82	.00	-14,932.82	100.0%*
10140 52100 Labor-Holi	0	0	0	7,760.48	.00	-7,760.48	100.0%*
10140 53000 Labor-Sick	0	0	0	1,183.52	.00	-1,183.52	100.0%*
10140 54000 Labor-Othe	750	0	750	250.00	.00	500.00	33.3%
10140 55000 Labor-Allo	1,050	0	1,050	7,287.50	.00	-6,237.50	694.0%*
10140 56000 Labor-Heal	0	4,135	4,135	2,685.58	.00	1,449.91	64.9%
10140 58000 Associated	42,062	0	42,062	11,854.44	.00	30,207.56	28.2%
10140 58100 Associated	23,480	316	23,796	13,615.72	.00	10,180.64	57.2%
10140 58200 Associated	32,172	0	32,172	17,320.77	.00	14,851.23	53.8%
10140 58300 Associated	6,248	0	6,248	3,376.60	.00	2,871.40	54.0%
10140 58900 Associated	30	0	30	14.19	.00	15.81	47.3%
10140 61200 ConProf-Ge	151,800	-13,280	138,520	23,650.95	30,805.48	84,063.57	39.3%
10140 61900 ConProf-Mi	0	0	0	25,358.28	32,103.20	-57,461.48	100.0%*
10140 64475 Ops-Materi	5,000	-2,000	3,000	16,363.59	8,991.13	-22,354.72	845.2%*
10140 64600 Ops-Postag	200	0	200	113.78	200.00	-113.78	156.9%*
10140 64800 Ops-Unifor	500	0	500	.00	.00	500.00	.0%
10140 64825 Ops-Vehicl	300	0	300	505.19	66.56	-271.75	190.6%*
10140 64990 Ops-Misc	0	0	0	159.48	.00	-159.48	100.0%*
10140 65000 Maint-Buil	10,000	0	10,000	7,581.41	3,338.55	-919.96	109.2%*
10140 65150 Maint-Hala	7,500	0	7,500	3,806.48	1,461.73	2,231.79	70.2%
10140 65200 Maint-Leas	100,000	-15,000	85,000	11,427.24	11,437.73	62,135.03	26.9%
10140 65550 Maint-Vehi	100	0	100	15.98	.00	84.02	16.0%
10140 66000 Empl-Dues	1,700	0	1,700	753.00	410.00	537.00	68.4%
10140 66100 Empl-Train	2,000	0	2,000	620.00	125.00	1,255.00	37.3%
10140 66200 Empl-Per D	1,500	0	1,500	670.27	.00	829.73	44.7%
10140 66300 Empl-Milea	1,500	0	1,500	186.37	.00	1,313.63	12.4%
10140 66400 Empl-Trans	1,000	0	1,000	68.58	.00	931.42	6.9%
10140 66500 Empl-Perso	100	0	100	110.00	.00	-10.00	110.0%*
10140 66900 Empl-Misc	0	0	0	68.67	.00	-68.67	100.0%*
10140 67100 Util-Elect	7,000	0	7,000	7,293.44	4,274.01	-4,567.45	165.2%*
10140 67200 Util-Gas	500	0	500	5,457.31	2,885.31	-7,842.62	1668.5%*
10140 67400 Util-Telep	1,500	0	1,500	4,764.28	3,115.12	-6,379.40	525.3%*
10140 67500 Util-water	1,500	0	1,500	1,491.93	408.07	-400.00	126.7%*
10140 80300 Cap-Improv	260,967	0	260,967	70,250.74	66,270.13	124,446.16	52.3%
10140 80500 Cap-Equipm	66,000	0	66,000	66,000.00	.00	.00	100.0%
<b>TOTAL Community Development</b>	<b>1,038,793</b>	<b>-25,828</b>	<b>1,012,965</b>	<b>475,829.29</b>	<b>165,892.02</b>	<b>371,243.57</b>	<b>63.4%</b>

YEAR-TO-DATE BUDGET REPORT

FOR 2023 11

ACCOUNTS FOR:	ORIGINAL	TRANFRS/	REVISED			AVAILABLE	PCT
101 General Fund	APPROP	ADJSTMNTS	BUDGET	YTD ACTUAL	ENCUMBRANCES	BUDGET	USE/COL

10141 Library

10141 50500 Labor-Regu	544,860	0	544,860	389,747.24	.00	155,112.76	71.5%
10141 51000 Labor-OT	0	0	0	1,201.70	.00	-1,201.70	100.0%*
10141 52000 Labor-Vaca	0	0	0	11,113.47	.00	-11,113.47	100.0%*
10141 52100 Labor-Holi	0	0	0	16,408.16	.00	-16,408.16	100.0%*
10141 53000 Labor-Sick	0	0	0	17,448.20	.00	-17,448.20	100.0%*
10141 54000 Labor-Othe	1,750	0	1,750	1,011.52	.00	738.48	57.8%
10141 55000 Labor-Allo	3,324	0	3,324	3,073.40	.00	250.60	92.5%
10141 56000 Labor-Heal	0	16,168	16,168	16,168.10	.00	.00	100.0%
10141 58000 Associated	97,247	0	97,247	58,713.02	.00	38,533.98	60.4%
10141 58100 Associated	40,158	1,237	41,395	33,299.64	.00	8,095.22	80.4%
10141 58200 Associated	44,908	0	44,908	37,133.17	.00	7,774.83	82.7%
10141 58300 Associated	8,722	0	8,722	7,235.89	.00	1,486.11	83.0%
10141 58900 Associated	150	0	150	94.30	.00	55.70	62.9%
10141 61200 ConProf-Ge	27,000	10,255	37,255	31,264.35	11,421.99	-5,431.62	114.6%*
10141 64075 Ops-Books	75,180	1,000	76,180	83,340.32	3,925.42	-11,085.74	114.6%*
10141 64115 Ops-Comp H	3,500	0	3,500	3,697.23	.00	-197.23	105.6%*
10141 64430 Ops-Librar	22,100	0	22,100	.00	.00	22,100.00	.0%
10141 64475 Ops-Materi	45,000	2,000	47,000	37,792.78	4,542.58	4,664.64	90.1%
10141 64600 Ops-Postag	4,500	0	4,500	4,500.00	.00	.00	100.0%
10141 64800 Ops-Unifor	200	0	200	.00	.00	200.00	.0%
10141 65000 Maint-Buil	10,000	0	10,000	9,726.61	2,921.32	-2,647.93	126.5%*
10141 65050 Maint-Equi	4,500	0	4,500	3,127.35	224.25	1,148.40	74.5%
10141 66000 Empl-Dues	2,500	0	2,500	1,966.00	60.00	474.00	81.0%
10141 66100 Empl-Train	500	0	500	862.00	.00	-362.00	172.4%*
10141 66200 Empl-Per D	500	0	500	18.00	.00	482.00	3.6%
10141 66500 Empl-Perso	1,000	0	1,000	550.95	.00	449.05	55.1%
10141 67100 Util-Elect	25,000	16,000	41,000	33,619.50	4,522.81	2,857.69	93.0%
10141 67200 Util-Gas	6,000	2,000	8,000	8,424.33	2,375.67	-2,800.00	135.0%*
10141 67400 Util-Telep	6,300	1,000	7,300	6,657.56	1,950.77	-1,308.33	117.9%*
10141 67500 Util-Water	20,000	1,000	21,000	21,433.37	5,666.63	-6,100.00	129.0%*
10141 80500 Cap-Equipm	60,591	-10,000	50,591	6,851.84	.00	43,739.35	13.5%
<b>TOTAL Library</b>	<b>1,055,490</b>	<b>40,660</b>	<b>1,096,150</b>	<b>846,480.00</b>	<b>37,611.44</b>	<b>212,058.43</b>	<b>80.7%</b>



YEAR-TO-DATE BUDGET REPORT

FOR 2023 11

ACCOUNTS FOR:	ORIGINAL APPROP	TRANFRS/ADJSTMTS	REVISED BUDGET	YTD ACTUAL	ENCUMBRANCES	AVAILABLE BUDGET	PCT USE/COL
101 General Fund							
<b>10142 Museum</b>							
10142 50500 Labor-Regu	205,002	0	205,002	151,993.55	.00	53,008.45	74.1%
10142 51000 Labor-OT	0	0	0	2,462.40	.00	-2,462.40	100.0%*
10142 52000 Labor-Vaca	0	0	0	24,209.44	.00	-24,209.44	100.0%*
10142 52100 Labor-Holi	0	0	0	7,836.15	.00	-7,836.15	100.0%*
10142 53000 Labor-Sick	0	0	0	9,957.29	.00	-9,957.29	100.0%*
10142 54000 Labor-Othe	750	0	750	312.50	.00	437.50	41.7%
10142 55000 Labor-Allo	750	0	750	562.50	.00	187.50	75.0%
10142 56000 Labor-Heal	0	6,178	6,178	6,178.15	.00	.00	100.0%
10142 58000 Associated	24,091	0	24,091	21,461.62	.00	2,629.38	89.1%
10142 58100 Associated	15,161	473	15,634	15,000.41	.00	633.22	95.9%
10142 58200 Associated	21,117	0	21,117	18,139.93	.00	2,977.07	85.9%
10142 58300 Associated	4,102	0	4,102	3,537.17	.00	564.83	86.2%
10142 58900 Associated	40	0	40	25.30	.00	14.70	63.3%
10142 61200 ConProf-Ge	20,000	2,000	22,000	24,473.93	6,816.89	-9,290.82	142.2%*
10142 64175 Ops-Exhibi	70,000	0	70,000	31,612.37	1,080.98	37,306.65	46.7%
10142 64475 Ops-Materi	6,300	0	6,300	30,670.65	5,285.77	-29,656.42	570.7%*
10142 64600 Ops-Postag	100	0	100	8.58	.00	91.42	8.6%
10142 65000 Maint-Buil	8,000	0	8,000	3,704.53	3,306.94	988.53	87.6%
10142 65050 Maint-Equi	100	0	100	.00	.00	100.00	.0%
10142 65100 Maint-Fine	10,000	0	10,000	149.40	.00	9,850.60	1.5%
10142 66000 Empl-Dues	11,800	0	11,800	619.35	600.00	10,580.65	10.3%
10142 66100 Empl-Train	600	0	600	499.00	499.00	-398.00	166.3%*
10142 66200 Empl-Per D	800	0	800	334.20	.00	465.80	41.8%
10142 66500 Empl-Perso	400	0	400	111.01	.00	288.99	27.8%
10142 67400 Util-Telep	2,000	0	2,000	689.25	201.58	1,109.17	44.5%
10142 80500 Cap-Equipm	110,000	15,000	125,000	25,000.00	.00	100,000.00	20.0%
<b>TOTAL Museum</b>	<b>511,113</b>	<b>23,651</b>	<b>534,764</b>	<b>379,548.68</b>	<b>17,791.16</b>	<b>137,423.94</b>	<b>74.3%</b>

YEAR-TO-DATE BUDGET REPORT

FOR 2023 11

ACCOUNTS FOR:	ORIGINAL APPROP	TRANFRS/ ADJSTMTS	REVISED BUDGET	YTD ACTUAL	ENCUMBRANCES	AVAILABLE BUDGET	PCT USE/COL
101 General Fund							
<b>10143 Performing Arts Center</b>							
10143 61200 ConProf-Ge	12,000	0	12,000	9,378.11	2,281.44	340.45	97.2%
10143 64475 Ops-Materi	6,000	0	6,000	3,246.68	385.00	2,368.32	60.5%
10143 64775 Ops-Tools	0	0	0	1,236.69	.00	-1,236.69	100.0%*
10143 65000 Maint-Buil	10,000	0	10,000	4,876.80	288.43	4,834.77	51.7%
10143 65050 Maint-Equi	2,000	0	2,000	.00	.00	2,000.00	.0%
10143 65350 Maint-Serv	0	0	0	2,488.03	.00	-2,488.03	100.0%*
10143 67100 Util-Elect	21,000	30,000	51,000	31,435.99	18,434.35	1,129.66	97.8%
10143 67200 Util-Gas	8,000	0	8,000	9,057.36	1,942.64	-3,000.00	137.5%*
10143 67400 Util-Telep	2,000	0	2,000	1,817.40	198.60	-16.00	100.8%*
10143 67500 Util-Water	9,000	0	9,000	8,103.56	4,146.44	-3,250.00	136.1%*
10143 80300 Cap-Improv	90,000	0	90,000	.00	.00	90,000.00	.0%
10143 80500 Cap-Equipm	171,994	0	171,994	124,814.73	20,920.07	26,259.59	84.7%
TOTAL Performing Arts Center	331,994	30,000	361,994	196,455.35	48,596.97	116,942.07	67.7%

YEAR-TO-DATE BUDGET REPORT

FOR 2023 11

ACCOUNTS FOR:	ORIGINAL	TRANFRS/	REVISED	YTD	ENCUMBRANCES	AVAILABLE	PCT
101 General Fund	APPROP	ADJSTMNTS	BUDGET	ACTUAL		BUDGET	USE/COL

10144 Airport

10144 50500 Labor-Regu	259,655	0	259,655	170,317.07	.00	89,337.93	65.6%
10144 51000 Labor-OT	23,151	0	23,151	10,078.07	.00	13,072.93	43.5%
10144 51100 Labor-DT	0	0	0	2,183.24	.00	-2,183.24	100.0%*
10144 52000 Labor-Vaca	0	0	0	40,052.76	.00	-40,052.76	100.0%*
10144 52100 Labor-Holi	0	0	0	9,533.04	.00	-9,533.04	100.0%*
10144 53000 Labor-Sick	0	0	0	7,678.15	.00	-7,678.15	100.0%*
10144 54000 Labor-Othe	1,000	0	1,000	1,725.04	.00	-725.04	172.5%*
10144 55000 Labor-Allo	4,884	0	4,884	3,899.30	.00	984.70	79.8%
10144 56000 Labor-Heal	0	2,909	2,909	7,044.87	.00	-4,135.49	242.1%*
10144 58000 Associated	28,912	0	28,912	15,305.48	.00	13,606.52	52.9%
10144 58100 Associated	21,260	205	21,465	18,950.09	.00	2,515.36	88.3%
10144 58200 Associated	26,747	0	26,747	20,179.24	.00	6,567.76	75.4%
10144 58300 Associated	5,195	0	5,195	3,932.75	.00	1,262.25	75.7%
10144 58900 Associated	40	0	40	25.30	.00	14.70	63.3%
10144 61200 ConProf-Ge	21,200	0	21,200	3,919.10	4,000.00	13,280.90	37.4%
10144 61900 ConProf-Mi	0	0	0	17,480.37	3,241.90	-20,722.27	100.0%*
10144 63300 Fees-Publi	200	0	200	.00	.00	200.00	.0%
10144 64425 Ops-Landsc	0	8,000	8,000	1,722.33	.00	6,277.67	21.5%
10144 64475 Ops-Materi	25,000	0	25,000	16,194.07	1,966.09	6,839.84	72.6%
10144 64600 Ops-Postag	200	0	200	19.11	.00	180.89	9.6%
10144 64800 Ops-Unifor	1,000	0	1,000	1,958.05	.00	-958.05	195.8%*
10144 64825 Ops-Vehicl	13,000	0	13,000	9,375.07	2,229.69	1,395.24	89.3%
10144 65000 Maint-Buil	10,000	0	10,000	5,121.50	.00	4,878.50	51.2%
10144 65050 Maint-Equi	10,000	0	10,000	2,345.72	915.00	6,739.28	32.6%
10144 65550 Maint-Vehi	1,700	0	1,700	869.07	71.96	758.97	55.4%
10144 66000 Empl-Dues	200	0	200	2,060.00	.00	-1,860.00	1030.0%*
10144 66100 Empl-Train	800	0	800	880.00	400.00	-480.00	160.0%*
10144 66200 Empl-Per D	500	0	500	453.00	.00	47.00	90.6%
10144 66400 Empl-Trans	0	0	0	158.00	.00	-158.00	100.0%*
10144 66500 Empl-Perso	900	0	900	399.39	111.01	389.60	56.7%
10144 67000 Util-Airfi	14,000	0	14,000	.00	.00	14,000.00	.0%
10144 67100 Util-Elect	10,000	0	10,000	26,406.96	5,593.04	-22,000.00	320.0%*
10144 67200 Util-Gas	2,000	0	2,000	2,826.77	2,173.23	-3,000.00	250.0%*
10144 67400 Util-Telep	1,700	0	1,700	1,475.25	424.75	-200.00	111.8%*
10144 67500 Util-water	8,000	0	8,000	5,591.02	1,908.98	500.00	93.8%
10144 80300 Cap-Improv	15,000	-3,000	12,000	11,716.13	.00	283.87	97.6%
10144 80400 Cap-Infras	50,000	0	50,000	.00	.00	50,000.00	.0%
10144 80500 Cap-Equipm	340,950	2,500	343,450	53,006.26	165,606.51	124,837.23	63.7%
<b>TOTAL Airport</b>	<b>897,194</b>	<b>10,615</b>	<b>907,809</b>	<b>474,881.57</b>	<b>188,642.16</b>	<b>244,285.10</b>	<b>73.1%</b>

YEAR-TO-DATE BUDGET REPORT

FOR 2023 11

ACCOUNTS FOR:	ORIGINAL	TRANFRS/	REVISED			AVAILABLE	PCT
101 General Fund	APPROP	ADJSTMTS	BUDGET	YTD ACTUAL	ENCUMBRANCES	BUDGET	USE/COL

10145 Riverwalk Recreation

10145 50500 Labor-Regu	465,539	0	465,539	333,990.70	.00	131,548.30	71.7%
10145 51000 Labor-OT	0	0	0	1,999.71	.00	-1,999.71	100.0%*
10145 52000 Labor-Vaca	0	0	0	14,161.52	.00	-14,161.52	100.0%*
10145 52100 Labor-Holi	0	0	0	11,361.76	.00	-11,361.76	100.0%*
10145 53000 Labor-Sick	0	0	0	6,517.75	.00	-6,517.75	100.0%*
10145 54000 Labor-Othe	1,500	0	1,500	750.00	.00	750.00	50.0%
10145 55000 Labor-Allo	750	0	750	687.50	.00	62.50	91.7%
10145 56000 Labor-Heal	0	4,700	4,700	4,699.77	.00	.00	100.0%
10145 58000 Associated	22,076	0	22,076	15,585.60	.00	6,490.40	70.6%
10145 58100 Associated	35,078	205	35,283	27,953.04	.00	7,330.41	79.2%
10145 58200 Associated	30,410	0	30,410	26,312.76	.00	4,097.24	86.5%
10145 58300 Associated	5,905	0	5,905	5,129.85	.00	775.15	86.9%
10145 58900 Associated	180	0	180	96.60	.00	83.40	53.7%
10145 61200 ConProf-Ge	11,850	0	11,850	2,699.75	1,213.20	7,937.05	33.0%
10145 61900 ConProf-Mi	0	0	0	1,067.98	832.02	-1,900.00	100.0%*
10145 64475 Ops-Materi	50,000	0	50,000	38,937.91	4,913.42	6,148.67	87.7%
10145 64800 Ops-Unifor	1,000	0	1,000	230.22	590.87	178.91	82.1%
10145 64825 Ops-Vehicl	500	0	500	.00	.00	500.00	.0%
10145 65000 Maint-Buil	25,000	0	25,000	16,910.45	3,070.97	5,018.58	79.9%
10145 65050 Maint-Equi	10,000	0	10,000	1,382.02	7,788.75	829.23	91.7%
10145 65550 Maint-Vehi	500	0	500	.00	51.29	448.71	10.3%
10145 66000 Empl-Dues	300	0	300	.00	.00	300.00	.0%
10145 66100 Empl-Train	1,000	0	1,000	.00	.00	1,000.00	.0%
10145 66300 Empl-Milea	500	0	500	.00	.00	500.00	.0%
10145 66500 Empl-Perso	500	0	500	109.97	111.04	278.99	44.2%
10145 67100 Util-Elect	26,000	0	26,000	22,472.50	11,751.92	-8,224.42	131.6%*
10145 67200 Util-Gas	10,000	0	10,000	15,064.94	1,351.67	-6,416.61	164.2%*
10145 67400 Util-Telep	3,800	0	3,800	2,179.83	211.82	1,408.35	62.9%
10145 67500 Util-Water	18,000	0	18,000	15,822.51	10,177.49	-8,000.00	144.4%*
10145 80200 Cap-Buildi	331,207	0	331,207	112,292.43	2,474.86	216,439.37	34.7%
10145 80300 Cap-Improv	433,363	0	433,363	.00	81,788.00	351,575.00	18.9%
<b>TOTAL Riverwalk Recreation</b>	<b>1,484,958</b>	<b>4,905</b>	<b>1,489,863</b>	<b>678,417.07</b>	<b>126,327.32</b>	<b>685,118.49</b>	<b>54.0%</b>

YEAR-TO-DATE BUDGET REPORT

FOR 2023 11			ORIGINAL	TRANFRS/	REVISED			AVAILABLE	PCT
ACCOUNTS FOR:	General Fund		APPROP	ADJSTMNTS	BUDGET	YTD ACTUAL	ENCUMBRANCES	BUDGET	USE/COL
<b>10146 Golf</b>									
10146	50500	Labor-Regu	790,052	40,464	830,516	553,508.50	.00	277,007.30	66.6%
10146	51000	Labor-OT	9,378	0	9,378	24,758.55	.00	-15,380.55	264.0%*
10146	51100	Labor-DT	0	0	0	1,595.32	.00	-1,595.32	100.0%*
10146	52000	Labor-Vaca	0	0	0	13,206.92	.00	-13,206.92	100.0%*
10146	52100	Labor-Holi	0	0	0	24,293.30	.00	-24,293.30	100.0%*
10146	53000	Labor-Sick	0	0	0	14,639.83	.00	-14,639.83	100.0%*
10146	54000	Labor-Othe	2,750	0	2,750	2,079.60	.00	670.40	75.6%
10146	55000	Labor-Allo	9,768	0	9,768	7,083.10	.00	2,684.90	72.5%
10146	56000	Labor-Heal	0	8,849	8,849	8,848.91	.00	.00	100.0%
10146	58000	Associated	88,352	0	88,352	72,785.22	.00	15,566.78	82.4%
10146	58100	Associated	61,392	3,654	65,046	47,959.82	.00	17,086.44	73.7%
10146	58200	Associated	72,487	0	72,487	57,832.61	.00	14,654.39	79.8%
10146	58300	Associated	14,080	0	14,080	11,271.60	.00	2,808.40	80.1%
10146	58900	Associated	170	0	170	83.38	.00	86.62	49.0%
10146	61200	ConProf-Ge	238,000	0	238,000	181,407.40	13,444.75	43,147.85	81.9%
10146	61900	ConProf-Mi	0	0	0	9,777.82	43,082.20	-52,860.02	100.0%*
10146	63250	Fees-Penal	100	0	100	.00	.00	100.00	.0%
10146	64475	Ops-Materi	65,000	3,232	68,232	80,708.68	19,610.09	-32,087.17	147.0%*
10146	64575	Ops-PPE	2,000	0	2,000	795.60	90.00	1,114.40	44.3%
10146	64775	Ops-Tools	2,000	0	2,000	.00	.00	2,000.00	.0%
10146	64800	Ops-Unifor	700	0	700	2,717.11	.00	-2,017.11	388.2%*
10146	64825	Ops-Vehicl	15,000	0	15,000	14,852.31	147.69	.00	100.0%
10146	65000	Maint-Buil	6,700	0	6,700	2,644.95	1,872.13	2,182.92	67.4%
10146	65050	Maint-Equi	15,000	6,280	21,280	31,995.65	18,261.63	-28,977.28	236.2%*
10146	65250	Maint-Peco	1,000	0	1,000	.00	.00	1,000.00	.0%
10146	65500	Maint-Turf	95,000	0	95,000	31,420.20	.00	63,579.80	33.1%
10146	65550	Maint-Vehi	2,200	0	2,200	3,415.62	647.41	-1,863.03	184.7%*
10146	66000	Empl-Dues	700	0	700	.00	.00	700.00	.0%
10146	66100	Empl-Train	1,000	0	1,000	.00	.00	1,000.00	.0%
10146	66200	Empl-Per D	300	0	300	.00	.00	300.00	.0%
10146	66500	Empl-Perso	1,000	0	1,000	1,176.15	398.45	-574.60	157.5%*
10146	67100	Util-Elect	35,000	20,000	55,000	42,853.06	10,300.56	1,846.38	96.6%
10146	67200	Util-Gas	3,000	0	3,000	3,495.27	1,204.73	-1,700.00	156.7%*
10146	67400	Util-Telep	5,500	0	5,500	.00	.00	5,500.00	.0%
10146	67500	Util-water	6,000	0	6,000	5,004.06	1,495.94	-500.00	108.3%*
10146	80300	Cap-Improv	625,000	325,000	950,000	35,624.87	160,214.35	754,160.78	20.6%
10146	80500	Cap-Equipm	111,178	4,268	115,446	115,446.40	.00	.00	100.0%
TOTAL Golf			2,279,807	411,747	2,691,554	1,403,281.81	270,769.93	1,017,502.23	62.2%

YEAR-TO-DATE BUDGET REPORT

FOR 2023 11

ACCOUNTS FOR:	ORIGINAL APPROP	TRANFRS/ADJSTMTS	REVISED BUDGET	YTD ACTUAL	ENCUMBRANCES	AVAILABLE BUDGET	PCT USE/COL
101 General Fund							
<b>10147 Water Park</b>							
10147 50500 Labor-Regu	288,790	0	288,790	203,441.38	.00	85,348.62	70.4%
10147 51000 Labor-OT	44,732	0	44,732	9,738.00	.00	34,994.00	21.8%
10147 52000 Labor-Vaca	0	0	0	107.22	.00	-107.22	100.0%*
10147 52100 Labor-Holi	0	0	0	3,145.12	.00	-3,145.12	100.0%*
10147 53000 Labor-Sick	0	0	0	142.96	.00	-142.96	100.0%*
10147 54000 Labor-Othe	250	0	250	125.00	.00	125.00	50.0%
10147 56000 Labor-Heal	0	2,014	2,014	2,014.19	.00	.00	100.0%
10147 58000 Associated	10,497	0	10,497	9,392.12	.00	1,104.88	89.5%
10147 58100 Associated	35,820	0	35,820	16,360.40	.00	19,459.60	45.7%
10147 58200 Associated	7,952	0	7,952	7,010.62	.00	941.38	88.2%
10147 58300 Associated	1,544	0	1,544	1,366.65	.00	177.35	88.5%
10147 58900 Associated	300	0	300	57.50	.00	242.50	19.2%
10147 61200 ConProf-Ge	33,000	0	33,000	5,131.10	2,538.18	25,330.72	23.2%
10147 61900 ConProf-Mi	0	0	0	560.78	145.50	-706.28	100.0%*
10147 64125 Ops-Conces	5,000	0	5,000	5,973.70	1,958.79	-2,932.49	158.6%*
10147 64475 Ops-Materi	41,500	0	41,500	6,797.15	740.42	33,962.43	18.2%
10147 64600 Ops-Postag	0	0	0	73.58	.00	-73.58	100.0%*
10147 64800 Ops-Unifor	3,400	0	3,400	1,197.43	1,845.16	357.41	89.5%
10147 65000 Maint-Buil	15,000	0	15,000	13,419.22	6,703.86	-5,123.08	134.2%*
10147 65050 Maint-Equi	15,000	0	15,000	2,677.60	76.00	12,246.40	18.4%
10147 65300 Maint-Pool	25,000	0	25,000	23,226.19	4,541.68	-2,767.87	111.1%*
10147 66100 Empl-Train	1,200	0	1,200	1,800.00	.00	-600.00	150.0%*
10147 66500 Empl-Perso	500	0	500	1,334.87	2,105.55	-2,940.42	688.1%*
10147 67100 Util-Elect	20,700	0	20,700	22,935.80	4,104.93	-6,340.73	130.6%*
10147 67200 Util-Gas	2,000	0	2,000	774.86	4,225.14	-3,000.00	250.0%*
10147 67400 Util-Telep	4,100	0	4,100	4,660.48	545.52	-1,106.00	127.0%*
10147 67500 Util-Water	13,000	0	13,000	13,000.06	6,999.94	-7,000.00	153.8%*
<b>TOTAL Water Park</b>	<b>569,285</b>	<b>2,014</b>	<b>571,299</b>	<b>356,463.98</b>	<b>36,530.67</b>	<b>178,304.54</b>	<b>68.8%</b>

YEAR-TO-DATE BUDGET REPORT

FOR 2023 11

ACCOUNTS FOR:	ORIGINAL	TRANFRS/	REVISED			AVAILABLE	PCT
101 General Fund	APPROP	ADJSTMNTS	BUDGET	YTD ACTUAL	ENCUMBRANCES	BUDGET	USE/COL

10148 Sr. Rec - San Jose

10148 50500 Labor-Regu	184,312	0	184,312	130,753.63	.00	53,558.37	70.9%
10148 52000 Labor-Vaca	0	0	0	5,088.48	.00	-5,088.48	100.0%*
10148 52100 Labor-Holi	0	0	0	5,228.16	.00	-5,228.16	100.0%*
10148 53000 Labor-Sick	0	0	0	3,897.36	.00	-3,897.36	100.0%*
10148 54000 Labor-Othe	750	0	750	250.00	.00	500.00	33.3%
10148 55000 Labor-Allo	750	0	750	687.50	.00	62.50	91.7%
10148 56000 Labor-Heal	0	5,371	5,371	5,371.16	.00	.00	100.0%
10148 58000 Associated	20,994	0	20,994	18,784.24	.00	2,209.76	89.5%
10148 58100 Associated	13,618	411	14,029	11,037.06	.00	2,991.83	78.7%
10148 58200 Associated	14,656	0	14,656	11,027.78	.00	3,628.22	75.2%
10148 58300 Associated	2,846	0	2,846	2,149.35	.00	696.65	75.5%
10148 58900 Associated	50	0	50	27.60	.00	22.40	55.2%
10148 60260 Insur-Prem	0	0	0	1,409.53	.00	-1,409.53	100.0%*
10148 61200 ConProf-Ge	1,270	0	1,270	.00	319.27	950.73	25.1%
10148 64475 Ops-Materi	10,000	0	10,000	209.47	.00	9,790.53	2.1%
10148 64600 Ops-Postag	0	0	0	1.06	.00	-1.06	100.0%*
10148 64775 Ops-Tools	0	-9,309	-9,309	.00	.00	-9,309.46	.0%*
10148 64825 Ops-Vehicl	300	0	300	.00	.00	300.00	.0%
10148 64875 Ops-Volunt	6,250	-6,250	0	.00	.00	.00	.0%
10148 65000 Maint-Buil	10,000	-8,573	1,427	1,300.28	.00	126.38	91.1%
10148 65050 Maint-Equi	600	-600	0	.00	.00	.00	.0%
10148 65550 Maint-Vehi	3,900	-267	3,633	.00	.00	3,632.80	.0%
10148 66000 Empl-Dues	200	0	200	.00	.00	200.00	.0%
10148 66100 Empl-Train	1,200	0	1,200	.00	.00	1,200.00	.0%
10148 66200 Empl-Per D	200	0	200	.00	.00	200.00	.0%
10148 66500 Empl-Perso	200	0	200	.00	.00	200.00	.0%
10148 67100 Util-Elect	9,400	0	9,400	9,247.48	1,721.52	-1,569.00	116.7%*
10148 67200 Util-Gas	3,500	0	3,500	2,050.91	1,949.09	-500.00	114.3%*
10148 67400 Util-Telep	3,900	0	3,900	.00	.00	3,900.00	.0%
10148 67500 Util-Water	4,000	0	4,000	.00	.00	4,000.00	.0%
<b>TOTAL Sr. Rec - San Jose</b>	<b>292,896</b>	<b>-19,218</b>	<b>273,678</b>	<b>208,521.05</b>	<b>3,989.88</b>	<b>61,167.12</b>	<b>77.6%</b>

YEAR-TO-DATE BUDGET REPORT

FOR 2023 11

ACCOUNTS FOR:	ORIGINAL	TRANFRS/	REVISED	YTD	ENCUMBRANCES	AVAILABLE	PCT
101 General Fund	APPROP	ADJSTMTS	BUDGET	ACTUAL		BUDGET	USE/COL

10149 Sr. Rec - N. Mesa

10149 50500 Labor-Regu	177,776	0	177,776	142,457.97	.00	35,318.03	80.1%
10149 51000 Labor-OT	0	0	0	1,984.99	.00	-1,984.99	100.0%*
10149 52000 Labor-Vaca	0	0	0	4,240.31	.00	-4,240.31	100.0%*
10149 52100 Labor-Holi	0	0	0	4,929.68	.00	-4,929.68	100.0%*
10149 53000 Labor-Sick	0	0	0	3,706.13	.00	-3,706.13	100.0%*
10149 54000 Labor-Othe	500	0	500	250.00	.00	250.00	50.0%
10149 55000 Labor-Allo	750	0	750	687.50	.00	62.50	91.7%
10149 56000 Labor-Heal	0	5,371	5,371	2,685.58	.00	2,685.58	50.0%
10149 58000 Associated	10,762	0	10,762	12,566.59	.00	-1,804.59	116.8%*
10149 58100 Associated	13,344	411	13,755	11,894.67	.00	1,860.22	86.5%
10149 58200 Associated	12,813	0	12,813	11,426.66	.00	1,386.34	89.2%
10149 58300 Associated	2,489	0	2,489	2,227.90	.00	261.10	89.5%
10149 58900 Associated	40	0	40	27.21	.00	12.79	68.0%
10149 61200 ConProf-Ge	8,500	0	8,500	8,267.43	1,160.44	-927.87	110.9%*
10149 64475 Ops-Materi	25,000	3,500	28,500	27,386.71	1,189.52	-76.23	100.3%*
10149 64800 Ops-Unifor	300	0	300	.00	.00	300.00	.0%
10149 64825 Ops-Vehicl	100	0	100	189.97	10.03	-100.00	200.0%*
10149 65000 Maint-Buil	10,000	6,367	16,367	17,129.44	2,656.63	-3,419.07	120.9%*
10149 65050 Maint-Equi	3,500	0	3,500	470.88	.00	3,029.12	13.5%
10149 65550 Maint-Vehi	100	0	100	176.99	.00	-76.99	177.0%*
10149 66100 Empl-Train	1,600	0	1,600	180.00	.00	1,420.00	11.3%
10149 66200 Empl-Per D	100	0	100	66.91	.00	33.09	66.9%
10149 66500 Empl-Perso	600	0	600	35.75	.00	564.25	6.0%
10149 67100 Util-Elect	10,000	7,000	17,000	12,766.92	2,497.27	1,735.81	89.8%
10149 67200 Util-Gas	3,000	0	3,000	3,964.10	735.90	-1,700.00	156.7%*
10149 67400 Util-Telep	4,500	0	4,500	4,121.19	374.81	4.00	99.9%
10149 67500 Util-Water	2,000	0	2,000	2,048.15	251.85	-300.00	115.0%*
<b>TOTAL Sr. Rec - N. Mesa</b>	<b>287,774</b>	<b>22,649</b>	<b>310,423</b>	<b>275,889.63</b>	<b>8,876.45</b>	<b>25,656.97</b>	<b>91.7%</b>



YEAR-TO-DATE BUDGET REPORT

FOR 2023 11

ACCOUNTS FOR:	ORIGINAL APPROP	TRANFRS/ADJSTMTS	REVISED BUDGET	YTD ACTUAL	ENCUMBRANCES	AVAILABLE BUDGET	PCT USE/COL
---------------	-----------------	------------------	----------------	------------	--------------	------------------	-------------

10150 Sr. Rec-Alejandro Ruiz

10150 60290 Insur-Misc	1,500	0	1,500	.00	.00	1,500.00	.0%
10150 61200 ConProf-Ge	6,400	5,000	11,400	6,421.56	1,732.64	3,245.80	71.5%
10150 61900 ConProf-Mi	0	0	0	4,784.46	.00	-4,784.46	100.0%*
10150 64475 Ops-Materi	10,000	21,561	31,561	19,682.10	3,439.78	8,439.12	73.3%
10150 64775 Ops-Tools	0	0	0	85.00	.00	-85.00	100.0%*
10150 64825 Ops-Vehicl	300	0	300	143.36	156.64	.00	100.0%
10150 64875 Ops-Volunt	6,250	6,250	12,500	3,375.00	.00	9,125.00	27.0%
10150 65000 Maint-Buil	10,000	0	10,000	14,390.21	2,674.78	-7,064.99	170.6%*
10150 65050 Maint-Equi	600	0	600	1,027.68	.00	-427.68	171.3%*
10150 65550 Maint-Vehi	3,900	0	3,900	.00	.00	3,900.00	.0%
10150 66000 Empl-Dues	200	0	200	.00	.00	200.00	.0%
10150 66100 Empl-Train	1,200	0	1,200	.00	.00	1,200.00	.0%
10150 66200 Empl-Per D	200	0	200	58.00	.00	142.00	29.0%
10150 66500 Empl-Perso	200	0	200	.00	.00	200.00	.0%
10150 67100 Util-Elect	9,400	10,000	19,400	12,780.55	2,833.36	3,786.09	80.5%
10150 67200 Util-Gas	3,500	0	3,500	5,397.25	1,102.75	-3,000.00	185.7%*
10150 67400 Util-Telep	4,500	6,000	10,500	10,428.59	694.41	-623.00	105.9%*
10150 67500 Util-Water	400	14,000	14,400	12,104.12	2,295.88	.00	100.0%
10150 80300 Cap-Improv	597,676	0	597,676	.00	56,225.98	541,450.01	9.4%
10150 80500 Cap-Equipm	40,391	0	40,391	37,457.95	.00	2,933.08	92.7%
<b>TOTAL Sr. Rec-Alejandro Ruiz</b>	<b>696,617</b>	<b>62,811</b>	<b>759,428</b>	<b>128,135.83</b>	<b>71,156.22</b>	<b>560,135.97</b>	<b>26.2%</b>

YEAR-TO-DATE BUDGET REPORT

FOR 2023 11			ORIGINAL	TRANFRS/	REVISED			AVAILABLE	PCT
ACCOUNTS FOR:	General Fund	APPROP	ADJSTMTS	BUDGET	YTD ACTUAL	ENCUMBRANCES	BUDGET	USE/COL	
<b>10151 Facility Maintenance</b>									
10151 50500	Labor-Regu	821,883	0	821,883	646,617.77	.00	175,265.23	78.7%	
10151 51000	Labor-OT	41,688	0	41,688	27,377.55	.00	14,310.45	65.7%	
10151 51100	Labor-DT	0	0	0	17,246.34	.00	-17,246.34	100.0%*	
10151 52000	Labor-Vaca	0	0	0	29,127.11	.00	-29,127.11	100.0%*	
10151 52100	Labor-Holi	0	0	0	28,663.03	.00	-28,663.03	100.0%*	
10151 53000	Labor-Sick	0	0	0	24,874.84	.00	-24,874.84	100.0%*	
10151 54000	Labor-Othe	3,750	0	3,750	3,306.39	.00	443.61	88.2%	
10151 55000	Labor-Allo	26,802	0	26,802	23,811.50	.00	2,990.50	88.8%	
10151 56000	Labor-Heal	0	36,677	36,677	36,676.57	.00	.00	100.0%	
10151 58000	Associated	158,005	0	158,005	154,020.07	.00	3,984.93	97.5%	
10151 58100	Associated	63,740	2,617	66,357	59,748.71	.00	6,608.72	90.0%	
10151 58200	Associated	83,531	0	83,531	73,803.45	.00	9,727.55	88.4%	
10151 58300	Associated	16,228	0	16,228	14,385.60	.00	1,842.40	88.6%	
10151 58900	Associated	150	0	150	101.20	.00	48.80	67.5%	
10151 61200	ConProf-Ge	58,700	0	58,700	16,331.49	3,392.96	38,975.55	33.6%	
10151 61900	ConProf-Mi	0	0	0	564.92	80.98	-645.90	100.0%*	
10151 64475	Ops-Materi	28,000	0	28,000	21,971.66	11,901.04	-5,872.70	121.0%*	
10151 64575	Ops-PPE	0	0	0	319.99	.00	-319.99	100.0%*	
10151 64600	Ops-Postag	100	0	100	.00	.00	100.00	.0%	
10151 64775	Ops-Tools	13,000	0	13,000	8,723.68	1,750.07	2,526.25	80.6%	
10151 64800	Ops-Unifor	9,000	0	9,000	7,676.47	2,322.52	-998.99	111.1%*	
10151 64825	Ops-Vehicl	15,000	0	15,000	12,781.05	218.95	2,000.00	86.7%	
10151 65000	Maint-Buil	55,000	-5,915	49,085	13,479.28	32,311.92	3,293.80	93.3%	
10151 65050	Maint-Equi	10,000	0	10,000	101.29	5,631.58	4,267.13	57.3%	
10151 65200	Maint-Leas	0	0	0	10,608.69	1,550.60	-12,159.29	100.0%*	
10151 65550	Maint-Vehi	6,000	0	6,000	6,115.71	858.68	-974.39	116.2%*	
10151 66000	Empl-Dues	500	0	500	.00	.00	500.00	.0%	
10151 66100	Empl-Train	1,000	0	1,000	990.00	.00	10.00	99.0%	
10151 66200	Empl-Per D	1,600	0	1,600	36.95	.00	1,563.05	2.3%	
10151 66500	Empl-Perso	2,000	0	2,000	539.64	.00	1,460.36	27.0%	
10151 67400	Util-Telep	700	0	700	.00	.00	700.00	.0%	
10151 80300	Cap-Improv	85,000	0	85,000	.00	81,788.00	3,212.00	96.2%	
10151 80500	Cap-Equipm	190,000	5,915	195,915	48,563.28	90,768.00	56,583.72	71.1%	
<b>TOTAL Facility Maintenance</b>		<b>1,691,377</b>	<b>39,294</b>	<b>1,730,671</b>	<b>1,288,564.23</b>	<b>232,575.30</b>	<b>209,531.47</b>	<b>87.9%</b>	

YEAR-TO-DATE BUDGET REPORT

FOR 2023 11

ACCOUNTS FOR:	ORIGINAL APPROP	TRANFRS/ADJSTMTS	REVISED BUDGET	YTD ACTUAL	ENCUMBRANCES	AVAILABLE BUDGET	PCT USE/COL
---------------	-----------------	------------------	----------------	------------	--------------	------------------	-------------

10152 Streets

10152 50500 Labor-Regu	1,214,382	0	1,214,382	702,542.53	.00	511,839.47	57.9%
10152 51000 Labor-OT	24,478	0	24,478	16,868.98	.00	7,609.02	68.9%
10152 51100 Labor-DT	0	0	0	2,366.72	.00	-2,366.72	100.0%*
10152 52000 Labor-Vaca	84,000	0	84,000	123,677.61	.00	-39,677.61	147.2%*
10152 52100 Labor-Holi	0	0	0	33,966.04	.00	-33,966.04	100.0%*
10152 53000 Labor-Sick	0	0	0	26,300.71	.00	-26,300.71	100.0%*
10152 54000 Labor-Othe	4,500	0	4,500	3,163.91	.00	1,336.09	70.3%
10152 55000 Labor-Allo	22,142	0	22,142	24,405.00	.00	-2,263.00	110.2%*
10152 56000 Labor-Heal	0	45,012	45,012	45,011.73	.00	.00	100.0%
10152 58000 Associated	263,304	0	263,304	146,563.79	.00	116,740.21	55.7%
10152 58100 Associated	95,220	3,443	98,663	69,042.19	.00	29,621.21	70.0%
10152 58200 Associated	124,182	0	124,182	82,899.75	.00	41,282.25	66.8%
10152 58300 Associated	24,119	0	24,119	16,167.27	.00	7,951.73	67.0%
10152 58900 Associated	180	0	180	93.72	.00	86.28	52.1%
10152 61200 ConProf-Ge	163,000	0	163,000	154,131.43	34,900.45	-26,031.88	116.0%*
10152 64425 Ops-Landsc	0	0	0	3,820.70	.00	-3,820.70	100.0%*
10152 64475 Ops-Materi	75,000	0	75,000	73,316.13	403.25	1,280.62	98.3%
10152 64575 Ops-PPE	0	0	0	752.71	.00	-752.71	100.0%*
10152 64600 Ops-Postag	100	0	100	19.45	.00	80.55	19.5%
10152 64725 Ops-Street	52,000	0	52,000	24,189.41	10,884.57	16,926.02	67.4%
10152 64775 Ops-Tools	5,000	0	5,000	1,147.56	.00	3,852.44	23.0%
10152 64800 Ops-Unifor	8,000	0	8,000	5,986.25	4,716.38	-2,702.63	133.8%*
10152 64825 Ops-Vehicl	65,000	5,500	70,500	66,638.48	5,081.52	-1,220.00	101.7%*
10152 65000 Maint-Buil	2,000	0	2,000	7,182.85	.00	-5,182.85	359.1%*
10152 65050 Maint-Equi	107,000	0	107,000	23,614.52	2,739.67	80,645.81	24.6%
10152 65550 Maint-Vehi	80,000	0	80,000	28,262.54	6,379.79	45,357.67	43.3%
10152 66000 Empl-Dues	500	0	500	85.00	.00	415.00	17.0%
10152 66100 Empl-Train	1,200	0	1,200	7,400.00	.00	-6,200.00	616.7%*
10152 66200 Empl-Per D	200	0	200	.00	.00	200.00	.0%
10152 66300 Empl-Milea	500	0	500	.00	.00	500.00	.0%
10152 66500 Empl-Perso	300	0	300	321.14	136.09	-157.23	152.4%*
10152 67100 Util-Elect	0	0	0	4,347.96	.00	-4,347.96	100.0%*
10152 67200 Util-Gas	10,000	0	10,000	14,914.89	85.11	-5,000.00	150.0%*
10152 67300 Util-Stree	450,000	0	450,000	497,013.43	48,169.56	-95,182.99	121.2%*
10152 67400 Util-Telep	5,000	0	5,000	1,617.26	452.05	2,930.69	41.4%
10152 67500 Util-Water	1,000	0	1,000	1,351.10	648.90	-1,000.00	200.0%*
10152 80500 Cap-Equipm	374,000	6,033	380,033	144,020.65	231,008.00	5,004.49	98.7%
<b>TOTAL Streets</b>	<b>3,256,307</b>	<b>59,988</b>	<b>3,316,295</b>	<b>2,353,203.41</b>	<b>345,605.34</b>	<b>617,486.52</b>	<b>81.4%</b>

YEAR-TO-DATE BUDGET REPORT

FOR 2023 11

ACCOUNTS FOR:	ORIGINAL	TRANFRS/	REVISED	YTD	ENCUMBRANCES	AVAILABLE	PCT
101 General Fund	APPROX	ADJSTMTS	BUDGET	ACTUAL		BUDGET	USE/COL

10153 Parks

10153 50500 Labor-Regu	801,735	0	801,735	593,512.84	.00	208,222.16	74.0%
10153 51000 Labor-OT	18,722	0	18,722	10,010.45	.00	8,711.55	53.5%
10153 51100 Labor-DT	0	0	0	3,123.94	.00	-3,123.94	100.0%*
10153 52000 Labor-Vaca	0	0	0	42,616.25	.00	-42,616.25	100.0%*
10153 52100 Labor-Holi	0	0	0	28,927.76	.00	-28,927.76	100.0%*
10153 53000 Labor-Sick	0	0	0	21,237.68	.00	-21,237.68	100.0%*
10153 54000 Labor-Othe	3,250	0	3,250	2,589.44	.00	660.56	79.7%
10153 55000 Labor-Allo	15,908	0	15,908	14,679.50	.00	1,228.50	92.3%
10153 56000 Labor-Heal	0	33,780	33,780	38,399.18	.00	-4,618.79	113.7%*
10153 58000 Associated	198,798	0	198,798	142,235.26	.00	56,562.74	71.5%
10153 58100 Associated	60,022	2,260	62,282	53,639.94	.00	8,642.37	86.1%
10153 58200 Associated	79,164	0	79,164	69,058.47	.00	10,105.53	87.2%
10153 58300 Associated	15,377	0	15,377	13,462.42	.00	1,914.58	87.5%
10153 58900 Associated	150	0	150	92.00	.00	58.00	61.3%
10153 61200 ConProf-Ge	243,000	5,918	248,918	253,194.22	26,520.74	-30,796.70	112.4%*
10153 61900 ConProf-Mi	0	0	0	600.00	.00	-600.00	100.0%*
10153 64425 Ops-Landsc	120,000	0	120,000	43,901.26	.00	76,098.74	36.6%
10153 64475 Ops-Materi	117,000	-5,034	111,966	92,779.07	11,051.68	8,135.55	92.7%
10153 64480 Ops-Park&R	8,000	0	8,000	.00	3,386.62	4,613.38	42.3%
10153 64510 Ops-PecosR	24,000	0	24,000	.00	15,015.55	8,984.45	62.6%
10153 64575 Ops-PPE	0	0	0	570.73	.00	-570.73	100.0%*
10153 64600 Ops-Postag	100	0	100	7.44	.00	92.56	7.4%
10153 64775 Ops-Tools	0	0	0	132.50	.00	-132.50	100.0%*
10153 64800 Ops-Unifor	4,000	0	4,000	4,542.94	.00	-542.94	113.6%*
10153 64825 Ops-Vehicl	28,000	0	28,000	35,573.73	14,426.27	-22,000.00	178.6%*
10153 65000 Maint-Buil	10,000	0	10,000	4,081.53	73.78	5,844.69	41.6%
10153 65050 Maint-Equi	16,300	0	16,300	10,160.30	8,266.63	-2,126.93	113.0%*
10153 65200 Maint-Leas	0	0	0	204.33	.00	-204.33	100.0%*
10153 65250 Maint-Peco	0	0	0	302.84	.00	-302.84	100.0%*
10153 65450 Maint-Tenn	1,000	0	1,000	1,503.76	196.50	-700.26	170.0%*
10153 65500 Maint-Turf	20,000	0	20,000	3,208.00	.00	16,792.00	16.0%
10153 65550 Maint-Vehi	6,000	0	6,000	7,979.99	979.58	-2,959.57	149.3%*
10153 66100 Empl-Train	3,000	0	3,000	1,585.00	.00	1,415.00	52.8%
10153 66200 Empl-Per D	2,300	0	2,300	.00	.00	2,300.00	.0%
10153 66500 Empl-Perso	200	0	200	35.75	698.08	-533.83	366.9%*
10153 67100 Util-Elect	56,000	30,000	86,000	77,204.79	24,732.62	-15,937.41	118.5%*
10153 67400 Util-Telep	2,700	0	2,700	1,102.75	367.25	1,230.00	54.4%
10153 67500 Util-water	400,000	40,000	440,000	332,629.51	67,370.49	40,000.00	90.9%
10153 80100 Cap-Land	595,000	-589,277	5,723	5,722.60	.00	.00	100.0%
10153 80200 Cap-Buildi	0	40,000	40,000	.00	.00	40,000.00	.0%

YEAR-TO-DATE BUDGET REPORT

FOR 2023 11								
ACCOUNTS FOR:		ORIGINAL	TRANFRS/	REVISED			AVAILABLE	PCT
101	General Fund	APPROP	ADJSTMTS	BUDGET	YTD ACTUAL	ENCUMBRANCES	BUDGET	USE/COL
10153	80500 Cap-Equipm	184,406	872,571	1,056,977	781,855.99	242,034.47	33,086.92	96.9%
	TOTAL Parks	3,034,132	430,219	3,464,351	2,692,464.16	415,120.26	356,766.82	89.7%

YEAR-TO-DATE BUDGET REPORT

FOR 2023 11

ACCOUNTS FOR:	ORIGINAL APPROP	TRANFRS/ADJSTMTS	REVISED BUDGET	YTD ACTUAL	ENCUMBRANCES	AVAILABLE BUDGET	PCT USE/COL
101 General Fund							
<b>10154 Community Service</b>							
10154 50500 Labor-Regu	313,720	0	313,720	214,375.57	.00	99,344.43	68.3%
10154 51000 Labor-OT	6,525	0	6,525	1,391.81	.00	5,133.19	21.3%
10154 51100 Labor-DT	0	0	0	216.56	.00	-216.56	100.0%*
10154 52000 Labor-Vaca	0	0	0	14,246.52	.00	-14,246.52	100.0%*
10154 52100 Labor-Holi	0	0	0	11,689.12	.00	-11,689.12	100.0%*
10154 53000 Labor-Sick	0	0	0	15,378.66	.00	-15,378.66	100.0%*
10154 54000 Labor-Othe	1,500	0	1,500	500.00	.00	1,000.00	33.3%
10154 55000 Labor-Allo	8,268	0	8,268	7,314.00	.00	954.00	88.5%
10154 56000 Labor-Heal	0	20,413	20,413	20,413.04	.00	.00	100.0%
10154 58000 Associated	79,397	0	79,397	79,225.18	.00	171.82	99.8%
10154 58100 Associated	22,928	1,562	24,490	19,602.83	.00	4,886.77	80.0%
10154 58200 Associated	32,317	0	32,317	26,221.45	.00	6,095.55	81.1%
10154 58300 Associated	6,278	0	6,278	5,113.87	.00	1,164.13	81.5%
10154 58900 Associated	60	0	60	43.40	.00	16.60	72.3%
10154 61200 ConProf-Ge	700	0	700	275.54	440.72	-16.26	102.3%*
10154 64325 Ops-Graffi	4,000	0	4,000	2,453.78	.00	1,546.22	61.3%
10154 64475 Ops-Materi	22,400	-5,500	16,900	15,219.91	1,680.43	-.34	100.0%*
10154 64575 Ops-PPE	0	0	0	885.95	.00	-885.95	100.0%*
10154 64775 Ops-Tools	2,800	0	2,800	6,962.74	.00	-4,162.74	248.7%*
10154 64800 Ops-Unifor	3,200	0	3,200	2,015.92	1,730.51	-546.43	117.1%*
10154 64825 Ops-Vehicl	12,000	0	12,000	8,453.45	1,246.55	2,300.00	80.8%
10154 65000 Maint-Buil	1,000	0	1,000	793.75	.00	206.25	79.4%
10154 65050 Maint-Equi	5,000	0	5,000	537.66	97.50	4,364.84	12.7%
10154 65550 Maint-Vehi	3,500	0	3,500	4,629.49	1,016.86	-2,146.35	161.3%*
10154 66100 Empl-Train	500	0	500	60.00	.00	440.00	12.0%
10154 66200 Empl-Per D	100	0	100	.00	.00	100.00	.0%
10154 66500 Empl-Perso	200	0	200	152.35	33.40	14.25	92.9%
<b>TOTAL Community Service</b>	<b>526,393</b>	<b>16,475</b>	<b>542,868</b>	<b>458,172.55</b>	<b>6,245.97</b>	<b>78,449.12</b>	<b>85.5%</b>

YEAR-TO-DATE BUDGET REPORT

FOR 2023 11

ACCOUNTS FOR:	ORIGINAL	TRANFRS/	REVISED			AVAILABLE	PCT
101 General Fund	APPROP	ADJSTMNTS	BUDGET	YTD ACTUAL	ENCUMBRANCES	BUDGET	USE/COL

10155 Garage

10155 50500 Labor-Regu	1,002,137	0	1,002,137	735,471.25	.00	266,665.75	73.4%
10155 51000 Labor-OT	5,072	0	5,072	4,217.88	.00	854.12	83.2%
10155 51100 Labor-DT	0	0	0	3,900.43	.00	-3,900.43	100.0%*
10155 52000 Labor-Vaca	0	0	0	45,916.62	.00	-45,916.62	100.0%*
10155 52100 Labor-Holi	0	0	0	36,366.48	.00	-36,366.48	100.0%*
10155 53000 Labor-Sick	0	0	0	37,859.60	.00	-37,859.60	100.0%*
10155 54000 Labor-Othe	4,000	0	4,000	3,154.90	.00	845.10	78.9%
10155 55000 Labor-Allo	29,142	0	29,142	26,047.50	.00	3,094.50	89.4%
10155 56000 Labor-Heal	0	58,908	58,908	58,907.62	.00	.00	100.0%
10155 58000 Associated	249,502	0	249,502	214,377.00	.00	35,125.00	85.9%
10155 58100 Associated	73,894	4,349	78,243	66,903.51	.00	11,339.38	85.5%
10155 58200 Associated	103,018	0	103,018	87,876.81	.00	15,141.19	85.3%
10155 58300 Associated	20,012	0	20,012	17,135.81	.00	2,876.19	85.6%
10155 58900 Associated	160	0	160	112.10	.00	47.90	70.1%
10155 61200 ConProf-Ge	14,000	0	14,000	15,742.18	3,320.89	-5,063.07	136.2%*
10155 64475 Ops-Materi	37,000	0	37,000	25,118.76	1,647.71	10,233.53	72.3%
10155 64575 Ops-PPE	0	0	0	44.50	.00	-44.50	100.0%*
10155 64600 Ops-Postag	100	0	100	.00	.00	100.00	.0%
10155 64775 Ops-Tools	2,800	0	2,800	.00	.00	2,800.00	.0%
10155 64800 Ops-Unifor	6,000	0	6,000	2,387.54	.00	3,612.46	39.8%
10155 64825 Ops-Vehicl	8,000	0	8,000	7,121.95	878.05	.00	100.0%
10155 65000 Maint-Buil	5,600	0	5,600	2,708.66	.00	2,891.34	48.4%
10155 65050 Maint-Equi	5,000	0	5,000	1,203.89	160.00	3,636.11	27.3%
10155 65550 Maint-Vehi	3,000	0	3,000	4,268.55	265.85	-1,534.40	151.1%*
10155 66100 Empl-Train	3,000	0	3,000	3,819.55	2,758.00	-3,577.55	219.3%*
10155 66200 Empl-Per D	100	0	100	2,088.25	.00	-1,988.25	2088.3%*
10155 66500 Empl-Perso	300	0	300	144.61	107.25	48.14	84.0%
10155 67100 Util-Elect	18,300	0	18,300	20,425.47	3,734.69	-5,860.16	132.0%*
10155 67200 Util-Gas	2,000	0	2,000	3,127.07	1,872.93	-3,000.00	250.0%*
10155 67400 Util-Telep	5,100	0	5,100	5,103.08	1,216.92	-1,220.00	123.9%*
10155 67500 Util-water	7,000	0	7,000	6,019.69	1,980.31	-1,000.00	114.3%*
<b>TOTAL Garage</b>	<b>1,604,237</b>	<b>63,257</b>	<b>1,667,494</b>	<b>1,437,571.26</b>	<b>17,942.60</b>	<b>211,979.65</b>	<b>87.3%</b>

YEAR-TO-DATE BUDGET REPORT

FOR 2023 11

ACCOUNTS FOR: 101 General Fund	ORIGINAL APPROP	TRANFRS/ ADJSTMNTS	REVISED BUDGET	YTD ACTUAL	ENCUMBRANCES	AVAILABLE BUDGET	PCT USE/COL
<b>10156 Electrical</b>							
10156 50500 Labor-Regu	682,173	0	682,173	460,855.92	.00	221,317.08	67.6%
10156 51000 Labor-OT	7,110	0	7,110	5,984.40	.00	1,125.60	84.2%
10156 51100 Labor-DT	0	0	0	3,141.18	.00	-3,141.18	100.0%*
10156 52000 Labor-Vaca	0	0	0	29,377.51	.00	-29,377.51	100.0%*
10156 52100 Labor-Holi	0	0	0	25,164.32	.00	-25,164.32	100.0%*
10156 53000 Labor-Sick	0	0	0	25,579.81	.00	-25,579.81	100.0%*
10156 54000 Labor-Othe	2,000	0	2,000	2,989.20	.00	-989.20	149.5%*
10156 56000 Labor-Heal	0	19,015	19,015	19,014.78	.00	.00	100.0%
10156 58000 Associated	84,229	0	84,229	74,223.86	.00	10,005.14	88.1%
10156 58100 Associated	50,365	1,455	51,820	41,519.80	.00	10,299.83	80.1%
10156 58200 Associated	70,266	0	70,266	55,499.58	.00	14,766.42	79.0%
10156 58300 Associated	13,649	0	13,649	10,819.55	.00	2,829.45	79.3%
10156 58900 Associated	80	0	80	48.30	.00	31.70	60.4%
10156 61200 ConProf-Ge	2,600	0	2,600	1,684.92	694.80	220.28	91.5%
10156 64475 Ops-Materi	20,000	0	20,000	7,984.38	1,831.25	10,184.37	49.1%
10156 64775 Ops-Tools	0	0	0	722.03	.00	-722.03	100.0%*
10156 64800 Ops-Unifor	2,000	0	2,000	3,653.39	.00	-1,653.39	182.7%*
10156 64825 Ops-Vehicl	15,000	0	15,000	13,715.39	1,876.61	-592.00	103.9%*
10156 65000 Maint-Buil	900	0	900	967.21	172.95	-240.16	126.7%*
10156 65050 Maint-Equi	200	0	200	.00	.00	200.00	.0%
10156 65200 Maint-Leas	0	0	0	34.90	.00	-34.90	100.0%*
10156 65550 Maint-Vehi	10,000	0	10,000	13,884.11	6,012.91	-9,897.02	199.0%*
10156 66000 Empl-Dues	800	0	800	515.00	.00	285.00	64.4%
10156 66100 Empl-Train	2,500	0	2,500	.00	.00	2,500.00	.0%
10156 66200 Empl-Per D	100	0	100	.00	.00	100.00	.0%
10156 66500 Empl-Perso	600	0	600	116.60	.00	483.40	19.4%
10156 67400 Util-Telep	1,500	0	1,500	1,300.43	669.57	-470.00	131.3%*
10156 80500 Cap-Equipm	110,000	0	110,000	97,444.00	.00	12,556.00	88.6%
<b>TOTAL Electrical</b>	<b>1,076,072</b>	<b>20,469</b>	<b>1,096,541</b>	<b>896,240.57</b>	<b>11,258.09</b>	<b>189,042.75</b>	<b>82.8%</b>



YEAR-TO-DATE BUDGET REPORT

FOR 2023 11

ACCOUNTS FOR:	ORIGINAL APPROP	TRANFRS/ADJSTMTS	REVISED BUDGET	YTD ACTUAL	ENCUMBRANCES	AVAILABLE BUDGET	PCT USE/COL
101 General Fund							
<b>10157 Construction</b>							
10157 50500 Labor-Regu	808,017	0	808,017	531,103.69	.00	276,913.31	65.7%
10157 51000 Labor-OT	0	0	0	2,592.31	.00	-2,592.31	100.0%*
10157 51100 Labor-DT	0	0	0	603.04	.00	-603.04	100.0%*
10157 52000 Labor-Vaca	0	0	0	48,006.12	.00	-48,006.12	100.0%*
10157 52100 Labor-Holi	0	0	0	29,295.72	.00	-29,295.72	100.0%*
10157 53000 Labor-Sick	0	0	0	26,666.03	.00	-26,666.03	100.0%*
10157 54000 Labor-Othe	3,000	0	3,000	1,375.00	.00	1,625.00	45.8%
10157 55000 Labor-Allo	27,846	0	27,846	22,748.00	.00	5,098.00	81.7%
10157 56000 Labor-Heal	0	59,415	59,415	59,415.15	.00	.00	100.0%
10157 58000 Associated	253,191	0	253,191	202,811.86	.00	50,379.14	80.1%
10157 58100 Associated	57,784	4,545	62,329	49,567.49	.00	12,761.77	79.5%
10157 58200 Associated	83,231	0	83,231	65,093.87	.00	18,137.13	78.2%
10157 58300 Associated	16,167	0	16,167	12,691.66	.00	3,475.34	78.5%
10157 58900 Associated	120	0	120	73.60	.00	46.40	61.3%
10157 61200 ConProf-Ge	1,300	0	1,300	492.61	603.65	203.74	84.3%
10157 64475 Ops-Materi	20,000	0	20,000	6,286.57	770.97	12,942.46	35.3%
10157 64575 Ops-PPE	0	0	0	1,288.08	62.97	-1,351.05	100.0%*
10157 64775 Ops-Tools	0	0	0	2,076.14	.00	-2,076.14	100.0%*
10157 64800 Ops-Unifor	3,500	0	3,500	4,798.91	.00	-1,298.91	137.1%*
10157 64825 Ops-Vehicl	14,000	0	14,000	14,630.86	1,669.14	-2,300.00	116.4%*
10157 65000 Maint-Buil	900	0	900	1,289.52	235.00	-624.52	169.4%*
10157 65050 Maint-Equi	15,500	0	15,500	7,751.45	347.96	7,400.59	52.3%
10157 65550 Maint-Vehi	18,500	0	18,500	11,109.20	90.76	7,300.04	60.5%
10157 66000 Empl-Dues	100	0	100	.00	.00	100.00	.0%
10157 66200 Empl-Per D	0	0	0	36.00	.00	-36.00	100.0%*
10157 66500 Empl-Perso	100	0	100	154.88	35.75	-90.63	190.6%*
10157 67400 Util-Telep	1,400	0	1,400	492.97	907.03	.00	100.0%
10157 80500 Cap-Equipm	162,000	-6,033	155,967	155,966.86	.00	.00	100.0%
TOTAL Construction	1,486,656	57,927	1,544,583	1,258,417.59	4,723.23	281,442.45	81.8%

YEAR-TO-DATE BUDGET REPORT

FOR 2023 11

ACCOUNTS FOR:	ORIGINAL	TRANFRS/	REVISED	YTD	ENCUMBRANCES	AVAILABLE	PCT
101 General Fund	APPROP	ADJSTMNTS	BUDGET	ACTUAL		BUDGET	USE/COL

10158 Projects

10158 50500 Labor-Regu	643,879	0	643,879	364,173.60	.00	279,705.40	56.6%
10158 51000 Labor-OT	0	0	0	147.38	.00	-147.38	100.0%*
10158 52000 Labor-Vaca	0	0	0	18,682.75	.00	-18,682.75	100.0%*
10158 52100 Labor-Holi	0	0	0	19,564.72	.00	-19,564.72	100.0%*
10158 53000 Labor-Sick	0	0	0	11,982.13	.00	-11,982.13	100.0%*
10158 54000 Labor-Othe	2,000	0	2,000	625.00	.00	1,375.00	31.3%
10158 55000 Labor-Allo	5,550	0	5,550	3,437.50	.00	2,112.50	61.9%
10158 56000 Labor-Heal	0	18,101	18,101	18,101.31	.00	.00	100.0%
10158 58000 Associated	128,450	0	128,450	74,307.25	.00	54,142.75	57.8%
10158 58100 Associated	46,645	1,385	48,030	31,855.96	.00	16,173.79	66.3%
10158 58200 Associated	66,323	0	66,323	41,711.93	.00	24,611.07	62.9%
10158 58300 Associated	12,881	0	12,881	8,130.42	.00	4,750.58	63.1%
10158 58900 Associated	80	0	80	43.70	.00	36.30	54.6%
10158 61200 ConProf-Ge	10,000	0	10,000	.00	.00	10,000.00	.0%
10158 63100 Fees-Filin	500	0	500	.00	.00	500.00	.0%
10158 64475 Ops-Materi	0	0	0	2,811.02	263.00	-3,074.02	100.0%*
10158 64600 Ops-Postag	1,000	0	1,000	.00	.00	1,000.00	.0%
10158 64800 Ops-Unifor	750	0	750	.00	.00	750.00	.0%
10158 64825 Ops-Vehicl	15,000	0	15,000	14,178.26	3,321.74	-2,500.00	116.7%*
10158 65050 Maint-Equi	500	0	500	.00	.00	500.00	.0%
10158 65550 Maint-Vehi	4,500	0	4,500	2,160.10	.00	2,339.90	48.0%
10158 66000 Empl-Dues	3,750	0	3,750	190.00	.00	3,560.00	5.1%
10158 66100 Empl-Train	5,000	0	5,000	990.57	.00	4,009.43	19.8%
10158 66200 Empl-Per D	5,000	0	5,000	705.89	.00	4,294.11	14.1%
10158 66300 Empl-Milea	1,000	0	1,000	.00	.00	1,000.00	.0%
10158 66400 Empl-Trans	500	0	500	.00	.00	500.00	.0%
10158 66500 Empl-Perso	300	0	300	145.72	.00	154.28	48.6%
<b>TOTAL Projects</b>	<b>953,608</b>	<b>19,486</b>	<b>973,094</b>	<b>613,945.21</b>	<b>3,584.74</b>	<b>355,564.11</b>	<b>63.5%</b>

YEAR-TO-DATE BUDGET REPORT

FOR 2023 11			ORIGINAL	TRANFRS/	REVISED	YTD	ENCUMBRANCES	AVAILABLE	PCT
ACCOUNTS FOR:	General	Fund	APPROP	ADJSTMTS	BUDGET	ACTUAL		BUDGET	USE/COL
<b>10160 Planning &amp; Regulation</b>									
10160	50500	Labor-Regu	620,915	0	620,915	465,087.38	.00	155,827.62	74.9%
10160	52000	Labor-Vaca	0	0	0	34,569.14	.00	-34,569.14	100.0%*
10160	52100	Labor-Holi	0	0	0	24,772.00	.00	-24,772.00	100.0%*
10160	53000	Labor-Sick	0	0	0	23,540.07	.00	-23,540.07	100.0%*
10160	54000	Labor-Othe	2,250	0	2,250	2,311.00	.00	-61.00	102.7%*
10160	55000	Labor-Allo	3,300	0	3,300	9,350.00	.00	-6,050.00	283.3%*
10160	56000	Labor-Heal	0	26,158	26,158	26,158.05	.00	.00	100.0%
10160	58000	Associated	102,200	0	102,200	90,149.27	.00	12,050.73	88.2%
10160	58100	Associated	44,902	2,001	46,903	42,223.10	.00	4,679.99	90.0%
10160	58200	Associated	63,960	0	63,960	56,220.58	.00	7,739.42	87.9%
10160	58300	Associated	12,422	0	12,422	10,959.48	.00	1,462.52	88.2%
10160	58900	Associated	90	0	90	62.10	.00	27.90	69.0%
10160	61200	ConProf-Ge	204,000	0	204,000	163,797.49	36,659.43	3,543.08	98.3%
10160	61300	ConProf-De	300,000	0	300,000	112,193.39	89,722.23	98,084.38	67.3%
10160	61900	ConProf-Mi	0	0	0	250.00	.00	-250.00	100.0%*
10160	63100	Fees-Filin	1,000	0	1,000	75.00	.00	925.00	7.5%
10160	64475	Ops-Materi	30,000	0	30,000	13,780.22	289.88	15,929.90	46.9%
10160	64600	Ops-Postag	3,800	0	3,800	1,687.90	.00	2,112.10	44.4%
10160	64800	Ops-Unifor	400	0	400	1,056.41	.00	-656.41	264.1%*
10160	64825	Ops-Vehicl	5,000	0	5,000	2,241.86	2,758.14	.00	100.0%
10160	65000	Maint-Buil	10,000	0	10,000	8,491.37	771.39	737.24	92.6%
10160	65050	Maint-Equi	300	0	300	110.00	.00	190.00	36.7%
10160	65550	Maint-Vehi	3,000	0	3,000	879.37	716.05	1,404.58	53.2%
10160	66000	Empl-Dues	1,000	0	1,000	145.00	160.00	695.00	30.5%
10160	66100	Empl-Train	4,500	0	4,500	295.00	.00	4,205.00	6.6%
10160	66200	Empl-Per D	6,500	0	6,500	320.00	.00	6,180.00	4.9%
10160	66300	Empl-Milea	1,000	0	1,000	337.96	.00	662.04	33.8%
10160	66400	Empl-Trans	500	0	500	.00	.00	500.00	.0%
10160	66500	Empl-Perso	200	0	200	.00	.00	200.00	.0%
10160	67100	Util-Elect	9,700	0	9,700	10,506.09	109.67	-915.76	109.4%*
10160	67200	Util-Gas	2,000	0	2,000	3,493.36	3,774.34	-5,267.70	363.4%*
10160	67400	Util-Telep	19,300	0	19,300	11,664.28	2,129.33	5,506.39	71.5%
10160	67500	Util-Water	7,000	0	7,000	6,486.12	513.88	.00	100.0%
10160	80300	Cap-Improv	5,000	0	5,000	.00	.00	5,000.00	.0%
10160	80400	Cap-Infras	25,000	0	25,000	.00	.00	25,000.00	.0%
10160	80500	Cap-Equipm	289,530	0	289,530	.00	.00	289,530.33	.0%
<b>TOTAL Planning &amp; Regulation</b>			<b>1,778,769</b>	<b>28,159</b>	<b>1,806,928</b>	<b>1,123,212.99</b>	<b>137,604.34</b>	<b>546,111.14</b>	<b>69.8%</b>

YEAR-TO-DATE BUDGET REPORT

FOR 2023 11

ACCOUNTS FOR:	ORIGINAL APPROP	TRANFRS/ADJSTMTS	REVISED BUDGET	YTD ACTUAL	ENCUMBRANCES	AVAILABLE BUDGET	PCT USE/COL
101 General Fund							
<b>10161 Cemetery</b>							
10161 61200 ConProf-Ge	0	0	0	3,118.10	2,900.00	-6,018.10	100.0%*
10161 61900 ConProf-Mi	500,000	-749	499,251	406,336.43	45,084.25	47,830.57	90.4%
10161 64425 Ops-Landsc	21,400	0	21,400	.00	.00	21,400.00	.0%
10161 64475 Ops-Materi	10,000	0	10,000	5,539.71	235.95	4,224.34	57.8%
10161 65000 Maint-Buil	300	0	300	6.10	.00	293.90	2.0%
10161 65050 Maint-Equi	100	0	100	1,254.37	.00	-1,154.37	1254.4%*
10161 66000 Empl-Dues	400	0	400	.00	554.50	-154.50	138.6%*
10161 66500 Empl-Perso	100	0	100	.00	.00	100.00	.0%
10161 67100 Util-Elect	3,500	0	3,500	4,353.94	825.20	-1,679.14	148.0%*
10161 67400 Util-Telep	2,800	0	2,800	2,368.45	931.55	-500.00	117.9%*
10161 67500 Util-Water	105,000	0	105,000	99,017.25	33,588.47	-27,605.72	126.3%*
10161 80200 Cap-Buildi	0	20,000	20,000	.00	19,000.00	1,000.00	95.0%
10161 80300 Cap-Improv	58,046	205,000	263,046	30,313.67	102,292.82	130,439.82	50.4%
10161 80400 Cap-Infras	31,226	25,749	56,974	57,654.67	.00	-680.40	101.2%*
TOTAL Cemetery	732,872	250,000	982,872	609,962.69	205,412.74	167,496.40	83.0%
TOTAL General Fund	14,492,799	7,003,629	21,496,428	-5,517,592.79	3,842,702.33	23,171,318.46	-7.8%
TOTAL REVENUES	-55,611,013	-2,478,585	-58,089,598	-68,418,533.20	.00	10,328,935.26	
TOTAL EXPENSES	70,103,812	9,482,214	79,586,026	62,900,940.41	3,842,702.33	12,842,383.20	

YEAR-TO-DATE BUDGET REPORT

FOR 2023 11

ACCOUNTS FOR:	ORIGINAL APPROP	TRANFRS/ ADJSTMTS	REVISED BUDGET	YTD ACTUAL	ENCUMBRANCES	AVAILABLE BUDGET	PCT USE/COL
200 GRT Capital Outlay							
<b>200 GRT Capital Outlay</b>							
200 30020 GRTR-Capit	-3,360,000	0	-3,360,000	-4,456,106.01	.00	1,096,106.01	132.6%
200 45000 Transfer-T	3,458,098	0	3,458,098	3,458,098.00	.00	.00	100.0%
TOTAL GRT Capital Outlay	98,098	0	98,098	-998,008.01	.00	1,096,106.01	-1017.4%

YEAR-TO-DATE BUDGET REPORT

FOR 2023 11

ACCOUNTS FOR:	ORIGINAL APPROP	TRANFRS/ ADJSTMTS	REVISED BUDGET	YTD ACTUAL	ENCUMBRANCES	AVAILABLE BUDGET	PCT USE/COL
200 GRT Capital Outlay							
<b>20000 GRT Capital Outlay</b>							
20000 63225 Fees-NMTRD	103,000	0	103,000	178,858.54	.00	-75,858.54	173.6%*
20000 80300 Cap-Improv	123,216	375,000	498,216	74,852.17	5,985.95	417,377.76	16.2%
TOTAL GRT Capital Outlay	226,216	375,000	601,216	253,710.71	5,985.95	341,519.22	43.2%
TOTAL GRT Capital Outlay	324,314	375,000	699,314	-744,297.30	5,985.95	1,437,625.23	-105.6%
TOTAL REVENUES	-3,360,000	0	-3,360,000	-4,456,106.01	.00	1,096,106.01	
TOTAL EXPENSES	3,684,314	375,000	4,059,314	3,711,808.71	5,985.95	341,519.22	

YEAR-TO-DATE BUDGET REPORT

FOR 2023 11

ACCOUNTS FOR:	ORIGINAL APPROP	TRANFRS/ ADJSTMTS	REVISED BUDGET	YTD ACTUAL	ENCUMBRANCES	AVAILABLE BUDGET	PCT USE/COL
---------------	-----------------	-------------------	----------------	------------	--------------	------------------	-------------

201 Capital Projects

201 36040 Interest-M	-3,000	0	-3,000	-4,240.99	.00	1,240.99	141.4%
201 37135 State-Legi	-4,187,975	0	-4,187,975	-414,174.89	.00	-3,773,800.11	9.9%*
201 37150 State-NMDO	0	-2,850,000	-2,850,000	.00	.00	-2,850,000.00	.0%*
201 37199 State-Misc	0	-3,324,166	-3,324,166	-93,112.47	.00	-3,231,053.53	2.8%*
TOTAL Capital Projects	-4,190,975	-6,174,166	-10,365,141	-511,528.35	.00	-9,853,612.65	4.9%

YEAR-TO-DATE BUDGET REPORT

FOR 2023 11

ACCOUNTS FOR:	ORIGINAL	TRANFRS/	REVISED			AVAILABLE	PCT
201 Capital Projects	APPROP	ADJSTMTS	BUDGET	YTD ACTUAL	ENCUMBRANCES	BUDGET	USE/COL
<b>20101 Capital Projects</b>							
20101 80100 Cap-Land	0	250,000	250,000	14,477.68	144,601.05	90,921.27	63.6%
20101 80300 Cap-Improv	3,766,660	3,324,166	7,090,826	417,821.43	702,103.26	5,970,901.61	15.8%
20101 80400 Cap-Infras	0	3,000,000	3,000,000	.00	.00	3,000,000.00	.0%
20101 80500 Cap-Equipm	1,237,024	0	1,237,024	499,894.06	.00	737,129.94	40.4%
TOTAL Capital Projects	5,003,684	6,574,166	11,577,850	932,193.17	846,704.31	9,798,952.82	15.4%
TOTAL Capital Projects	812,709	400,000	1,212,709	420,664.82	846,704.31	-54,659.83	104.5%
TOTAL REVENUES	-4,190,975	-6,174,166	-10,365,141	-511,528.35	.00	-9,853,612.65	
TOTAL EXPENSES	5,003,684	6,574,166	11,577,850	932,193.17	846,704.31	9,798,952.82	



YEAR-TO-DATE BUDGET REPORT

FOR 2023 11

ACCOUNTS FOR:	ORIGINAL APPROP	TRANFRS/ ADJSTMTS	REVISED BUDGET	YTD ACTUAL	ENCUMBRANCES	AVAILABLE BUDGET	PCT USE/COL
---------------	-----------------	-------------------	----------------	------------	--------------	------------------	-------------

202 Airport Improvements

202 35000 AP-BMB	0	0	0	-38,450.07	.00	38,450.07	100.0%
202 35010 AP-Boutiqu	-3,600	0	-3,600	-4,230.00	.00	630.00	117.5%
202 35020 AP-Celtech	-2,200	0	-2,200	-2,166.22	.00	-33.78	98.5%*
202 35021 AP-CNB	0	0	0	-50.00	.00	50.00	100.0%
202 35022 AP-Danfort	-1,200	0	-1,200	-1,000.00	.00	-200.00	83.3%*
202 35030 AP-Fed Exp	-3,700	0	-3,700	-3,521.74	.00	-178.26	95.2%*
202 35040 AP-Chandle	-4,800	0	-4,800	-4,510.51	.00	-289.49	94.0%*
202 35050 Air Method	-2,000	0	-2,000	-2,173.09	.00	173.09	108.7%
202 37145 State-NM A	0	-20,000	-20,000	.00	.00	-20,000.00	.0%*
202 37150 State-NMDO	-184,710	-675,309	-860,019	-6,273.00	.00	-853,746.00	.7%*
202 37200 Federal-FA	-3,872,580	275,903	-3,596,677	-842,511.99	.00	-2,754,165.01	23.4%*
202 40000 Trans-IN	-300,000	0	-300,000	-300,000.00	.00	.00	100.0%
<b>TOTAL Airport Improvements</b>	<b>-4,374,790</b>	<b>-419,406</b>	<b>-4,794,196</b>	<b>-1,204,886.62</b>	<b>.00</b>	<b>-3,589,309.38</b>	<b>25.1%</b>

YEAR-TO-DATE BUDGET REPORT

FOR 2023 11

ACCOUNTS FOR:	ORIGINAL APPROP	TRANFRS/ADJSTMTS	REVISED BUDGET	YTD ACTUAL	ENCUMBRANCES	AVAILABLE BUDGET	PCT USE/COL
202 Airport Improvements							
<b>20202 Airport Improvements</b>							
20202 61200 ConProf-Ge	50,000	0	50,000	473.09	9,483.34	40,043.57	19.9%
20202 64475 Ops-Materi	1,000	0	1,000	.00	.00	1,000.00	.0%
20202 65900 Maint-Misc	70,000	-42,778	27,222	1,727.70	7,649.26	17,845.04	34.4%
20202 80200 Cap-Buildi	0	65,000	65,000	.00	.00	65,000.00	.0%
20202 80300 Cap-Improv	37,221	0	37,221	36,148.40	.00	1,072.63	97.1%
20202 80400 Cap-Infras	4,064,840	361,527	4,426,367	.00	4,424,367.59	1,999.41	100.0%
TOTAL Airport Improvements	4,223,061	383,749	4,606,810	38,349.19	4,441,500.19	126,960.65	97.2%
TOTAL Airport Improvements	-151,729	-35,657	-187,386	-1,166,537.43	4,441,500.19	-3,462,348.73	-1747.7%
TOTAL REVENUES	-4,374,790	-419,406	-4,794,196	-1,204,886.62	.00	-3,589,309.38	
TOTAL EXPENSES	4,223,061	383,749	4,606,810	38,349.19	4,441,500.19	126,960.65	

YEAR-TO-DATE BUDGET REPORT

FOR 2023 11

ACCOUNTS FOR:	ORIGINAL APPROP	TRANFRS/ ADJSTMTS	REVISED BUDGET	YTD ACTUAL	ENCUMBRANCES	AVAILABLE BUDGET	PCT USE/COL
220 Landfill-Reserve							
<b>220 Landfill-Reserve</b>							
220 36000 CD's	0	0	0	-58,954.60	.00	58,954.60	100.0%
220 37010 County-Lan	-111,000	0	-111,000	-111,000.00	.00	.00	100.0%
220 40000 Trans-IN	-111,000	0	-111,000	-111,000.00	.00	.00	100.0%
TOTAL Landfill-Reserve	-222,000	0	-222,000	-280,954.60	.00	58,954.60	126.6%
TOTAL Landfill-Reserve	-222,000	0	-222,000	-280,954.60	.00	58,954.60	126.6%
TOTAL REVENUES	-222,000	0	-222,000	-280,954.60	.00	58,954.60	

YEAR-TO-DATE BUDGET REPORT

FOR 2023 11								
ACCOUNTS FOR:	ORIGINAL	TRANFRS/	REVISED				AVAILABLE	PCT
230 Landfill-Closure	APPROP	ADJSTMTS	BUDGET	YTD	ACTUAL	ENCUMBRANCES	BUDGET	USE/COL
<b>23030 Landfill-Closure</b>								
23030 61200 ConProf-Ge	15,000	0	15,000	12,313.51		3,686.49	-1,000.00	106.7%*
23030 61350 ConProf-En	10,000	0	10,000	.00		.00	10,000.00	.0%
23030 61600 ConProf-Me	25,000	0	25,000	.00		.00	25,000.00	.0%
23030 63200 Fees-Groun	40,000	0	40,000	14,965.96		10,034.04	15,000.00	62.5%
23030 64375 Ops-Landfi	10,000	0	10,000	3,075.70		4,924.30	2,000.00	80.0%
23030 65050 Maint-Equi	10,000	0	10,000	.00		.00	10,000.00	.0%
TOTAL Landfill-Closure	110,000	0	110,000	30,355.17		18,644.83	61,000.00	44.5%
TOTAL Landfill-Closure	110,000	0	110,000	30,355.17		18,644.83	61,000.00	44.5%
TOTAL EXPENSES	110,000	0	110,000	30,355.17		18,644.83	61,000.00	

YEAR-TO-DATE BUDGET REPORT

FOR 2023 11

ACCOUNTS FOR:	ORIGINAL APPROP	TRANFRS/ ADJSTMTS	REVISED BUDGET	YTD ACTUAL	ENCUMBRANCES	AVAILABLE BUDGET	PCT USE/COL
240 Landfill-Construction							
<b>240 Landfill-Construction</b>							
240 40000 Trans-IN	-1,000,000	0	-1,000,000	-1,000,000.00	.00	.00	100.0%
TOTAL Landfill-Construction	-1,000,000	0	-1,000,000	-1,000,000.00	.00	.00	100.0%

YEAR-TO-DATE BUDGET REPORT

FOR 2023 11							
ACCOUNTS FOR:	ORIGINAL	TRANFRS/	REVISED			AVAILABLE	PCT
240 Landfill-Construction	APPROP	ADJSTMTS	BUDGET	YTD ACTUAL	ENCUMBRANCES	BUDGET	USE/COL
<b>24040 Landfill-Construction</b>							
24040 64400 ops-Landfi	550,000	1,000,000	1,550,000	1,124,514.23	421,529.05	3,956.72	99.7%
TOTAL Landfill-Construction	550,000	1,000,000	1,550,000	1,124,514.23	421,529.05	3,956.72	99.7%
TOTAL Landfill-Construction	-450,000	1,000,000	550,000	124,514.23	421,529.05	3,956.72	99.3%
TOTAL REVENUES	-1,000,000	0	-1,000,000	-1,000,000.00	.00	.00	
TOTAL EXPENSES	550,000	1,000,000	1,550,000	1,124,514.23	421,529.05	3,956.72	

YEAR-TO-DATE BUDGET REPORT

FOR 2023 11

ACCOUNTS FOR:	ORIGINAL APPROP	TRANFRS/ ADJSTMTS	REVISED BUDGET	YTD ACTUAL	ENCUMBRANCES	AVAILABLE BUDGET	PCT USE/COL
300 Sports Complex							
<b>300 Sports Complex</b>							
300 30030 GRTR-Infra	-2,173,000	0	-2,173,000	-2,367,888.97	.00	194,888.97	109.0%
300 34310 Concession	-8,000	0	-8,000	-11,492.65	.00	3,492.65	143.7%
300 40000 Trans-IN	0	-20,296	-20,296	-20,295.99	.00	.00	100.0%
TOTAL Sports Complex	-2,181,000	-20,296	-2,201,296	-2,399,677.61	.00	198,381.62	109.0%

YEAR-TO-DATE BUDGET REPORT

FOR 2023 11			ORIGINAL	TRANFRS/	REVISED	YTD	ENCUMBRANCES	AVAILABLE	PCT
ACCOUNTS FOR:			APPROP	ADJSTMTS	BUDGET	ACTUAL		BUDGET	USE/COL
300	Sports Complex								
<b>30000 Sports Complex</b>									
30000	50500	Labor-Regu	533,732	0	533,732	367,245.04	.00	166,486.96	68.8%
30000	51000	Labor-OT	10,483	0	10,483	1,531.59	.00	8,951.41	14.6%
30000	51100	Labor-DT	0	0	0	161.22	.00	-161.22	100.0%*
30000	52000	Labor-Vaca	0	0	0	15,266.56	.00	-15,266.56	100.0%*
30000	52100	Labor-Holi	0	0	0	13,596.32	.00	-13,596.32	100.0%*
30000	53000	Labor-Sick	0	0	0	9,199.45	.00	-9,199.45	100.0%*
30000	54000	Labor-Othe	1,750	0	1,750	750.00	.00	1,000.00	42.9%
30000	55000	Labor-Allo	8,390	0	8,390	6,993.00	.00	1,397.00	83.3%
30000	56000	Labor-Heal	0	18,854	18,854	18,853.68	.00	.00	100.0%
30000	58000	Associated	87,050	0	87,050	77,835.87	.00	9,214.13	89.4%
30000	58100	Associated	40,688	1,442	42,130	31,132.39	.00	10,997.92	73.9%
30000	58200	Associated	34,081	0	34,081	28,177.47	.00	5,903.53	82.7%
30000	58300	Associated	6,620	0	6,620	5,492.35	.00	1,127.65	83.0%
30000	58900	Associated	130	0	130	71.00	.00	59.00	54.6%
30000	61200	ConProf-Ge	171,000	0	171,000	160,441.94	67,890.71	-57,332.65	133.5%*
30000	63225	Fees-NMTRD	52,000	0	52,000	90,630.80	.00	-38,630.80	174.3%*
30000	64425	Ops-Landsc	10,000	0	10,000	2,881.48	1,584.55	5,533.97	44.7%
30000	64475	Ops-Materi	60,000	0	60,000	32,998.74	1,861.87	25,139.39	58.1%
30000	64575	Ops-PPE	0	0	0	160.79	.00	-160.79	100.0%*
30000	64775	Ops-Tools	4,500	0	4,500	2,740.95	505.07	1,253.98	72.1%
30000	64800	Ops-Unifor	3,700	0	3,700	2,358.13	.00	1,341.87	63.7%
30000	64825	Ops-Vehicl	15,000	0	15,000	12,233.57	7,766.43	-5,000.00	133.3%*
30000	65000	Maint-Buil	5,000	0	5,000	1,701.15	362.91	2,935.94	41.3%
30000	65050	Maint-Equi	27,000	0	27,000	9,896.82	920.20	16,182.98	40.1%
30000	65500	Maint-Turf	64,000	0	64,000	17,981.38	4,744.72	41,273.90	35.5%
30000	65550	Maint-Vehi	1,000	0	1,000	910.22	407.34	-317.56	131.8%*
30000	66100	Empl-Train	1,000	0	1,000	535.00	.00	465.00	53.5%
30000	66200	Empl-Per D	700	0	700	.00	.00	700.00	.0%
30000	66500	Empl-Perso	500	0	500	222.03	111.01	166.96	66.6%
30000	67100	Util-Elect	90,000	50,000	140,000	113,436.08	26,028.95	534.97	99.6%
30000	67400	Util-Telep	6,400	0	6,400	3,347.52	1,158.48	1,894.00	70.4%
30000	67500	Util-Water	30,000	0	30,000	25,643.23	1,856.77	2,500.00	91.7%
30000	80100	Cap-Land	995,000	0	995,000	4,085.80	.00	990,914.20	.4%
30000	80500	Cap-Equipm	160,000	0	160,000	.00	142,163.62	17,836.38	88.9%
		TOTAL Sports Complex	2,419,724	70,296	2,490,020	1,058,511.57	257,362.63	1,174,145.79	52.8%
		TOTAL Sports Complex	238,724	50,000	288,724	-1,341,166.04	257,362.63	1,372,527.41	-375.4%
		TOTAL REVENUES	-2,181,000	-20,296	-2,201,296	-2,399,677.61	.00	198,381.62	
		TOTAL EXPENSES	2,419,724	70,296	2,490,020	1,058,511.57	257,362.63	1,174,145.79	



YEAR-TO-DATE BUDGET REPORT

FOR 2023 11

ACCOUNTS FOR:	ORIGINAL APPROP	TRANFRS/ ADJSTMTS	REVISED BUDGET	YTD ACTUAL	ENCUMBRANCES	AVAILABLE BUDGET	PCT USE/COL
---------------	-----------------	-------------------	----------------	------------	--------------	------------------	-------------

320 Streets Improvement

320 30200 Muni Count	-345,000	0	-345,000	-438,008.52	.00	93,008.52	127.0%
320 30210 Muni Rd	-215,000	0	-215,000	-243,519.08	.00	28,519.08	113.3%
320 30310 Tax-Auto L	-74,000	0	-74,000	-115,815.21	.00	41,815.21	156.5%
320 36040 Interest-M	0	0	0	-12,018.14	.00	12,018.14	100.0%
320 37135 State-Legi	-938,865	0	-938,865	-691,195.59	.00	-247,669.41	73.6%*
320 37150 State-NMDO	-728,692	-60,000	-788,692	.00	.00	-788,692.00	.0%*
<b>TOTAL Streets Improvement</b>	<b>-2,301,557</b>	<b>-60,000</b>	<b>-2,361,557</b>	<b>-1,500,556.54</b>	<b>.00</b>	<b>-861,000.46</b>	<b>63.5%</b>

YEAR-TO-DATE BUDGET REPORT

FOR 2023 11

ACCOUNTS FOR:	ORIGINAL APPROP	TRANFRS/ ADJSTMTS	REVISED BUDGET	YTD ACTUAL	ENCUMBRANCES	AVAILABLE BUDGET	PCT USE/COL
320 Streets Improvement							
<b>32020 Streets Improvement</b>							
32020 64990 Ops-Misc	80,000	0	80,000	.00	.00	80,000.00	.0%
32020 65050 Maint-Equi	20,000	0	20,000	.00	.00	20,000.00	.0%
32020 65900 Maint-Misc	250,000	0	250,000	35,271.42	.00	214,728.58	14.1%
32020 80400 Cap-Infras	6,933,392	1,080,000	8,013,392	6,038,349.19	858,599.31	1,116,443.93	86.1%
TOTAL Streets Improvement	7,283,392	1,080,000	8,363,392	6,073,620.61	858,599.31	1,431,172.51	82.9%
TOTAL Streets Improvement	4,981,835	1,020,000	6,001,835	4,573,064.07	858,599.31	570,172.05	90.5%
TOTAL REVENUES	-2,301,557	-60,000	-2,361,557	-1,500,556.54	.00	-861,000.46	
TOTAL EXPENSES	7,283,392	1,080,000	8,363,392	6,073,620.61	858,599.31	1,431,172.51	

YEAR-TO-DATE BUDGET REPORT

FOR 2023 11

ACCOUNTS FOR:	ORIGINAL APPROP	TRANFRS/ ADJSTMTS	REVISED BUDGET	YTD ACTUAL	ENCUMBRANCES	AVAILABLE BUDGET	PCT USE/COL
350 Local Government Correction							
<b>350 Local Government Correction</b>							
350 33004 Fees-Court	-600,000	0	-600,000	-535,462.00	.00	-64,538.00	89.2%*
350 33009 Fees-Local	-160,000	0	-160,000	-133,566.00	.00	-26,434.00	83.5%*
350 33010 Fees-Notar	0	0	0	-9.00	.00	9.00	100.0%
TOTAL Local Government Correction	-760,000	0	-760,000	-669,037.00	.00	-90,963.00	88.0%

YEAR-TO-DATE BUDGET REPORT

FOR 2023 11

ACCOUNTS FOR:	ORIGINAL APPROP	TRANFRS/ ADJSTMTS	REVISED BUDGET	YTD ACTUAL	ENCUMBRANCES	AVAILABLE BUDGET	PCT USE/COL
350 Local Government Correction							
<b>35050 Local Government Correction</b>							
35050 62000 Prisoners-	500,000	0	500,000	350,265.00	108,780.00	40,955.00	91.8%
35050 62100 Prisoners-	25,000	0	25,000	.00	.00	25,000.00	.0%
TOTAL Local Government Correction	525,000	0	525,000	350,265.00	108,780.00	65,955.00	87.4%
TOTAL Local Government Correction	-235,000	0	-235,000	-318,772.00	108,780.00	-25,008.00	89.4%
TOTAL REVENUES	-760,000	0	-760,000	-669,037.00	.00	-90,963.00	
TOTAL EXPENSES	525,000	0	525,000	350,265.00	108,780.00	65,955.00	

YEAR-TO-DATE BUDGET REPORT

FOR 2023 11

ACCOUNTS FOR:	ORIGINAL APPROP	TRANFRS/ ADJSTMTS	REVISED BUDGET	YTD ACTUAL	ENCUMBRANCES	AVAILABLE BUDGET	PCT USE/COL
360 Cannabis Fund							
<b>360 Cannabis Fund</b>							
360 30350 Cannabis	0	0	0	-331,628.36	.00	331,628.36	100.0%
TOTAL Cannabis Fund	0	0	0	-331,628.36	.00	331,628.36	100.0%

YEAR-TO-DATE BUDGET REPORT

FOR 2023 11

ACCOUNTS FOR:	ORIGINAL APPROP	TRANFRS/ ADJSTMTS	REVISED BUDGET	YTD ACTUAL	ENCUMBRANCES	AVAILABLE BUDGET	PCT USE/COL
360 Cannabis Fund							
<b>36060 Cannabis Fund</b>							
36060 63226 Fees-CAN	0	10,000	10,000	5,560.04	.00	4,439.96	55.6%
TOTAL Cannabis Fund	0	10,000	10,000	5,560.04	.00	4,439.96	55.6%
TOTAL Cannabis Fund	0	10,000	10,000	-326,068.32	.00	336,068.32-3260.7%	
TOTAL REVENUES	0	0	0	-331,628.36	.00	331,628.36	
TOTAL EXPENSES	0	10,000	10,000	5,560.04	.00	4,439.96	

YEAR-TO-DATE BUDGET REPORT

FOR 2023 11

ACCOUNTS FOR:	ORIGINAL APPROP	TRANFRS/ ADJSTMTS	REVISED BUDGET	YTD ACTUAL	ENCUMBRANCES	AVAILABLE BUDGET	PCT USE/COL
400 Disaster Preparedness							
<b>400 Disaster Preparedness</b>							
400 36000 Interest-C	0	0	0	-7,798.00	.00	7,798.00	100.0%
TOTAL Disaster Preparedness	0	0	0	-7,798.00	.00	7,798.00	100.0%

YEAR-TO-DATE BUDGET REPORT

FOR 2023 11

ACCOUNTS FOR:	ORIGINAL APPROP	TRANFRS/ ADJSTMTS	REVISED BUDGET	YTD ACTUAL	ENCUMBRANCES	AVAILABLE BUDGET	PCT USE/COL
400 Disaster Preparedness							
<b>40000 Disaster Preparedness</b>							
40000 61200 ConProf-Ge	1,500,000	0	1,500,000	1,500,000.00	.00	.00	100.0%
TOTAL Disaster Preparedness	1,500,000	0	1,500,000	1,500,000.00	.00	.00	100.0%
TOTAL Disaster Preparedness	1,500,000	0	1,500,000	1,492,202.00	.00	7,798.00	99.5%
TOTAL REVENUES	0	0	0	-7,798.00	.00	7,798.00	
TOTAL EXPENSES	1,500,000	0	1,500,000	1,500,000.00	.00	.00	



YEAR-TO-DATE BUDGET REPORT

FOR 2023 11

ACCOUNTS FOR:	ORIGINAL APPROP	TRANFRS/ ADJSTMTS	REVISED BUDGET	YTD ACTUAL	ENCUMBRANCES	AVAILABLE BUDGET	PCT USE/COL
401 Insurance							
<b>401 Insurance</b>							
401 38012 Misc-Reimb	0	-20,070	-20,070	-62,205.52	.00	42,135.52	309.9%
401 40000 Trans-IN	-1,000,000	0	-1,000,000	-1,000,000.00	.00	.00	100.0%
TOTAL Insurance	-1,000,000	-20,070	-1,020,070	-1,062,205.52	.00	42,135.52	104.1%

YEAR-TO-DATE BUDGET REPORT

FOR 2023 11									
ACCOUNTS FOR:		ORIGINAL	TRANFRS/	REVISED			AVAILABLE	PCT	
401	Insurance	APPROP	ADJSTMNTS	BUDGET	YTD ACTUAL	ENCUMBRANCES	BUDGET	USE/COL	
<b>40101 Insurance</b>									
40101	60200	Insur-Admi	20,000	0	20,000	20,353.94	5,922.23	-6,276.17	131.4%*
40101	60205	Insur-Airp	5,700	0	5,700	.00	6,985.00	-1,285.00	122.5%*
40101	60210	Insur-Auto	129,134	0	129,134	27,828.00	.00	101,306.00	21.5%
40101	60215	Insur-Auto	115,182	0	115,182	96,408.00	.00	18,774.00	83.7%
40101	60220	Insur-Clai	200,000	0	200,000	78,885.68	.00	121,114.32	39.4%
40101	60225	Insur-Crim	2,109	0	2,109	4,666.00	.00	-2,557.00	221.2%*
40101	60230	Insur-EDP	10,359	0	10,359	12,431.00	.00	-2,072.00	120.0%*
40101	60235	Insur-Fine	54,029	0	54,029	10,946.00	.00	43,083.00	20.3%
40101	60245	Insur-Inla	18,711	0	18,711	27,181.00	.00	-8,470.00	145.3%*
40101	60250	Insur-Law	264,920	0	264,920	215,739.00	.00	49,181.00	81.4%
40101	60255	Insur-Liab	224,535	0	224,535	404,965.30	.00	-180,430.30	180.4%*
40101	60265	Insur-Pro	0	0	0	2,034.00	.00	-2,034.00	100.0%*
40101	60270	Insur-Prop	308,565	0	308,565	266,808.00	.00	41,757.00	86.5%
40101	60275	Insur-Publ	174,514	0	174,514	188,564.50	.00	-14,050.50	108.1%*
40101	60280	Insur-Unem	2,000	0	2,000	.00	.00	2,000.00	.0%
40101	60285	Insur-Unin	130,000	0	130,000	.00	.00	130,000.00	.0%
TOTAL Insurance			1,659,758	0	1,659,758	1,356,810.42	12,907.23	290,040.35	82.5%
TOTAL Insurance			659,758	-20,070	639,688	294,604.90	12,907.23	332,175.87	48.1%
TOTAL REVENUES			-1,000,000	-20,070	-1,020,070	-1,062,205.52	.00	42,135.52	
TOTAL EXPENSES			1,659,758	0	1,659,758	1,356,810.42	12,907.23	290,040.35	

YEAR-TO-DATE BUDGET REPORT

FOR 2023 11

ACCOUNTS FOR:	ORIGINAL APPROP	TRANFRS/ ADJSTMTS	REVISED BUDGET	YTD ACTUAL	ENCUMBRANCES	AVAILABLE BUDGET	PCT USE/COL
402 Workers' Compensation							
<b>402 Workers' Compensation</b>							
402 36000 Interest-C	0	0	0	-1,905.03	.00	1,905.03	100.0%
402 40000 Trans-IN	-1,250,000	0	-1,250,000	-1,250,000.00	.00	.00	100.0%
TOTAL Workers' Compensation	-1,250,000	0	-1,250,000	-1,251,905.03	.00	1,905.03	100.2%

YEAR-TO-DATE BUDGET REPORT

FOR 2023 11

ACCOUNTS FOR:	ORIGINAL APPROP	TRANFRS/ADJSTMTS	REVISED BUDGET	YTD ACTUAL	ENCUMBRANCES	AVAILABLE BUDGET	PCT USE/COL
402 Workers' Compensation							
<b>40202 workers' Compensation</b>							
40202 60100 WC-Admin	20,000	0	20,000	21,505.51	153.61	-1,659.12	108.3%*
40202 60110 WC-Excess	225,000	0	225,000	211,380.00	.00	13,620.00	93.9%
40202 60120 WC-Expense	30,000	0	30,000	42,090.65	.00	-12,090.65	140.3%*
40202 60130 WC-Medical	160,000	30,000	190,000	187,195.40	35.75	2,768.85	98.5%
40202 60140 WC-Settlem	100,000	0	100,000	.00	.00	100,000.00	.0%
40202 60150 WC-weekly	100,000	120,000	220,000	196,711.00	.00	23,289.00	89.4%
TOTAL workers' Compensation	635,000	150,000	785,000	658,882.56	189.36	125,928.08	84.0%
TOTAL workers' Compensation	-615,000	150,000	-465,000	-593,022.47	189.36	127,833.11	127.5%
TOTAL REVENUES	-1,250,000	0	-1,250,000	-1,251,905.03	.00	1,905.03	
TOTAL EXPENSES	635,000	150,000	785,000	658,882.56	189.36	125,928.08	

YEAR-TO-DATE BUDGET REPORT

FOR 2023 11

ACCOUNTS FOR:	ORIGINAL APPROP	TRANFRS/ ADJSTMTS	REVISED BUDGET	YTD ACTUAL	ENCUMBRANCES	AVAILABLE BUDGET	PCT USE/COL
---------------	-----------------	-------------------	----------------	------------	--------------	------------------	-------------

420 Health Insurance

420 36040 Interest-M	0	0	0	-10,061.46	.00	10,061.46	100.0%
420 38006 Misc-Healt	-1,615,000	0	-1,615,000	-1,396,439.44	.00	-218,560.56	86.5%*
420 38010 Misc-HI-Ci	-5,000,000	0	-5,000,000	-4,189,342.54	.00	-810,657.46	83.8%*
420 38012 Misc-Reimb	0	0	0	-22,409.44	.00	22,409.44	100.0%
420 45000 Transfer-T	0	1,534,945	1,534,945	1,534,944.53	.00	.00	100.0%
TOTAL Health Insurance	-6,615,000	1,534,945	-5,080,055	-4,083,308.35	.00	-996,747.12	80.4%

YEAR-TO-DATE BUDGET REPORT

FOR 2023 11

ACCOUNTS FOR:	ORIGINAL APPROP	TRANFRS/ ADJSTMTS	REVISED BUDGET	YTD ACTUAL	ENCUMBRANCES	AVAILABLE BUDGET	PCT USE/COL
420 Health Insurance							
<b>42020 Health Insurance</b>							
42020 60200 Insur-Admi	50,000	0	50,000	45,252.26	.00	4,747.74	90.5%
42020 60220 Insur-Clai	6,550,000	0	6,550,000	4,210,917.78	.00	2,339,082.22	64.3%
TOTAL Health Insurance	6,600,000	0	6,600,000	4,256,170.04	.00	2,343,829.96	64.5%
TOTAL Health Insurance	-15,000	1,534,945	1,519,945	172,861.69	.00	1,347,082.84	11.4%
TOTAL REVENUES	-6,615,000	0	-6,615,000	-5,618,252.88	.00	-996,747.12	
TOTAL EXPENSES	6,600,000	1,534,945	8,134,945	5,791,114.57	.00	2,343,829.96	

YEAR-TO-DATE BUDGET REPORT

FOR 2023 11

ACCOUNTS FOR:	ORIGINAL APPROP	TRANFRS/ ADJSTMTS	REVISED BUDGET	YTD ACTUAL	ENCUMBRANCES	AVAILABLE BUDGET	PCT USE/COL
500 Fire Protection							
<b>500 Fire Protection</b>							
500 37125 State-Fire	-667,066	0	-667,066	-667,066.00	.00	.00	100.0%
TOTAL Fire Protection	-667,066	0	-667,066	-667,066.00	.00	.00	100.0%

YEAR-TO-DATE BUDGET REPORT

FOR 2023 11

ACCOUNTS FOR:	ORIGINAL APPROP	TRANFRS/ ADJSTMTS	REVISED BUDGET	YTD ACTUAL	ENCUMBRANCES	AVAILABLE BUDGET	PCT USE/COL
500 Fire Protection							
<b>50000 Fire Protection</b>							
50000 64475 Ops-Materi	0	50,000	50,000	8,453.30	4,421.19	37,125.51	25.7%
50000 65050 Maint-Equi	0	0	0	849.65	33.99	-883.64	100.0%*
50000 65550 Maint-Vehi	0	50,000	50,000	18,772.18	7,840.92	23,386.90	53.2%
50000 80200 Cap-Buildi	0	25,000	25,000	19,672.54	.00	5,327.46	78.7%
50000 80500 Cap-Equipm	1,577,500	68,387	1,645,887	753,033.31	723,802.00	169,051.69	89.7%
TOTAL Fire Protection	1,577,500	193,387	1,770,887	800,780.98	736,098.10	234,007.92	86.8%
TOTAL Fire Protection	910,434	193,387	1,103,821	133,714.98	736,098.10	234,007.92	78.8%
TOTAL REVENUES	-667,066	0	-667,066	-667,066.00	.00	.00	
TOTAL EXPENSES	1,577,500	193,387	1,770,887	800,780.98	736,098.10	234,007.92	



YEAR-TO-DATE BUDGET REPORT

FOR 2023 11

ACCOUNTS FOR:	ORIGINAL APPROP	TRANFRS/ ADJSTMTS	REVISED BUDGET	YTD ACTUAL	ENCUMBRANCES	AVAILABLE BUDGET	PCT USE/COL
501 Emergency Medical Services							
<b>501 Emergency Medical Services</b>							
501 37115 State-EMS	-20,000	0	-20,000	-20,000.00	.00	.00	100.0%
501 45000 Tran-TO-E	13,411	0	13,411	13,411.00	.00	.00	100.0%
TOTAL Emergency Medical Services	-6,589	0	-6,589	-6,589.00	.00	.00	100.0%

YEAR-TO-DATE BUDGET REPORT

FOR 2023 11

ACCOUNTS FOR:	ORIGINAL APPROP	TRANFRS/ADJSTMTS	REVISED BUDGET	YTD ACTUAL	ENCUMBRANCES	AVAILABLE BUDGET	PCT USE/COL
501 Emergency Medical Services							
<b>50101 Emergency Medical Services</b>							
50101 80500 Cap-Equipm	20,000	0	20,000	17,885.00	.00	2,115.00	89.4%
TOTAL Emergency Medical Services	20,000	0	20,000	17,885.00	.00	2,115.00	89.4%
TOTAL Emergency Medical Services	13,411	0	13,411	11,296.00	.00	2,115.00	84.2%
TOTAL REVENUES	-20,000	0	-20,000	-20,000.00	.00	.00	
TOTAL EXPENSES	33,411	0	33,411	31,296.00	.00	2,115.00	

YEAR-TO-DATE BUDGET REPORT

FOR 2023 11

ACCOUNTS FOR:	ORIGINAL APPROP	TRANFRS/ ADJSTMTS	REVISED BUDGET	YTD ACTUAL	ENCUMBRANCES	AVAILABLE BUDGET	PCT USE/COL
520 Law Enforcement Protection							
<b>520 Law Enforcement Protection</b>							
520 37130 State-Law	-112,000	0	-112,000	-712,000.00	.00	600,000.00	635.7%
520 37199 State-Misc	0	-634,397	-634,397	-34,397.36	.00	-600,000.00	5.4%*
520 45000 Transfer-T	0	634,397	634,397	634,397.36	.00	.00	100.0%
TOTAL Law Enforcement Protection	-112,000	0	-112,000	-112,000.00	.00	.00	100.0%

YEAR-TO-DATE BUDGET REPORT

FOR 2023 11

ACCOUNTS FOR:	ORIGINAL APPROP	TRANFRS/ ADJSTMTS	REVISED BUDGET	YTD ACTUAL	ENCUMBRANCES	AVAILABLE BUDGET	PCT USE/COL
520 Law Enforcement Protection							
<b>52020 Law Enforcement Protection</b>							
52020 64000 Ops-Ammo/R	0	0	0	5,512.50	.00	-5,512.50	100.0%*
52020 64525 Ops-Police	22,400	0	22,400	54,751.97	15,104.05	-47,456.02	311.9%*
52020 66100 Empl-Train	89,600	0	89,600	14,635.00	520.00	74,445.00	16.9%
52020 66200 Empl-Per D	0	0	0	21,221.83	.00	-21,221.83	100.0%*
TOTAL Law Enforcement Protection	112,000	0	112,000	96,121.30	15,624.05	254.65	99.8%
TOTAL Law Enforcement Protection	0	0	0	-15,878.70	15,624.05	254.65	100.0%
TOTAL REVENUES	-112,000	-634,397	-746,397	-746,397.36	.00	.00	
TOTAL EXPENSES	112,000	634,397	746,397	730,518.66	15,624.05	254.65	

YEAR-TO-DATE BUDGET REPORT

FOR 2023 11

ACCOUNTS FOR:	ORIGINAL APPROP	TRANFRS/ ADJSTMTS	REVISED BUDGET	YTD ACTUAL	ENCUMBRANCES	AVAILABLE BUDGET	PCT USE/COL
550 Beautification							
<b>550 Beautification</b>							
550 37105 State-Beau	-35,000	0	-35,000	-15,177.03	.00	-19,822.97	43.4%*
550 40000 Trans-IN	-50,000	0	-50,000	-50,000.00	.00	.00	100.0%
TOTAL Beautification	-85,000	0	-85,000	-65,177.03	.00	-19,822.97	76.7%

YEAR-TO-DATE BUDGET REPORT

FOR 2023 11

ACCOUNTS FOR:	ORIGINAL APPROP	TRANFRS/ADJSTMTS	REVISED BUDGET	YTD ACTUAL	ENCUMBRANCES	AVAILABLE BUDGET	PCT USE/COL
550 Beautification							
<b>55050 Beautification</b>							
55050 61000 ConProf-Ad	5,000	0	5,000	7,366.25	.00	-2,366.25	147.3%*
55050 61200 ConProf-Ge	28,000	0	28,000	42,847.69	.00	-14,847.69	153.0%*
55050 64425 Ops-Landsc	3,280	0	3,280	.00	.00	3,280.00	.0%
55050 64475 Ops-Materi	29,150	0	29,150	15,839.43	.00	13,310.57	54.3%
55050 65550 Maint-Vehi	0	0	0	66.64	.00	-66.64	100.0%*
55050 66000 Empl-Dues	220	0	220	1,030.00	.00	-810.00	468.2%*
55050 66100 Empl-Train	2,500	0	2,500	625.00	.00	1,875.00	25.0%
55050 66200 Empl-Per D	1,000	0	1,000	1,000.51	.00	-.51	100.1%*
55050 66400 Empl-Trans	0	0	0	268.72	.00	-268.72	100.0%*
TOTAL Beautification	69,150	0	69,150	69,044.24	.00	105.76	99.8%
TOTAL Beautification	-15,850	0	-15,850	3,867.21	.00	-19,717.21	-24.4%
TOTAL REVENUES	-85,000	0	-85,000	-65,177.03	.00	-19,822.97	
TOTAL EXPENSES	69,150	0	69,150	69,044.24	.00	105.76	

YEAR-TO-DATE BUDGET REPORT

FOR 2023 11

ACCOUNTS FOR:	ORIGINAL APPROP	TRANFRS/ ADJSTMTS	REVISED BUDGET	YTD ACTUAL	ENCUMBRANCES	AVAILABLE BUDGET	PCT USE/COL
570 Municipal Transit							
<b>570 Municipal Transit</b>							
570 33017 Fees-Trans	-25,000	0	-25,000	-34,763.00	.00	9,763.00	139.1%
570 33018 Contract F	-2,000	0	-2,000	-12,849.00	.00	10,849.00	642.5%
570 37220 5311 Admin	-166,450	0	-166,450	-131,842.44	.00	-34,607.56	79.2%*
570 37230 5311 Op	-505,000	0	-505,000	-393,591.02	.00	-111,408.98	77.9%*
570 37235 5311 Cap	-2,005,668	-20,924	-2,026,592	.00	.00	-2,026,592.00	.0%*
570 40000 Trans-IN	-600,000	-38,511	-638,511	-638,510.87	.00	.00	100.0%
TOTAL Municipal Transit	-3,304,118	-59,435	-3,363,553	-1,211,556.33	.00	-2,151,996.54	36.0%

YEAR-TO-DATE BUDGET REPORT

FOR 2023 11

ACCOUNTS FOR:	ORIGINAL APPROP	TRANFRS/ADJSTMTS	REVISED BUDGET	YTD ACTUAL	ENCUMBRANCES	AVAILABLE BUDGET	PCT USE/COL
---------------	-----------------	------------------	----------------	------------	--------------	------------------	-------------

57070 Municipal Transit

57070 50500 Labor-Regu	820,011	0	820,011	601,691.76	.00	218,319.24	73.4%
57070 51000 Labor-OT	4,987	0	4,987	4,687.22	.00	299.78	94.0%
57070 52000 Labor-Vaca	0	0	0	34,768.14	.00	-34,768.14	100.0%*
57070 52100 Labor-Holi	0	0	0	25,716.49	.00	-25,716.49	100.0%*
57070 53000 Labor-Sick	0	0	0	28,526.01	.00	-28,526.01	100.0%*
57070 54000 Labor-Othe	3,625	0	3,625	1,860.45	.00	1,764.55	51.3%
57070 55000 Labor-Allo	3,428	0	3,428	3,159.50	.00	268.50	92.2%
57070 56000 Labor-Heal	0	35,774	35,774	35,774.15	.00	.00	100.0%
57070 58000 Associated	139,524	0	139,524	126,250.78	.00	13,273.22	90.5%
57070 58100 Associated	59,748	2,737	62,485	52,839.16	.00	9,645.56	84.6%
57070 58200 Associated	71,895	0	71,895	62,079.99	.00	9,815.01	86.3%
57070 58300 Associated	13,970	0	13,970	12,100.60	.00	1,869.40	86.6%
57070 58900 Associated	260	0	260	151.80	.00	108.20	58.4%
57070 61000 ConProf-Ad	0	0	0	2,150.40	665.60	-2,816.00	100.0%*
57070 61200 ConProf-Ge	25,000	0	25,000	11,706.19	1,536.55	11,757.26	53.0%
57070 61900 ConProf-Mi	0	0	0	994.24	3,242.04	-4,236.28	100.0%*
57070 63100 Fees-Filin	200	0	200	.00	.00	200.00	.0%
57070 64115 Ops-Comp H	0	0	0	18,275.31	.00	-18,275.31	100.0%*
57070 64425 Ops-Landsc	0	0	0	430.58	.00	-430.58	100.0%*
57070 64475 Ops-Materi	20,000	0	20,000	10,041.80	970.03	8,988.17	55.1%
57070 64575 Ops-PPE	0	0	0	315.33	.00	-315.33	100.0%*
57070 64600 Ops-Postag	200	0	200	41.92	.00	158.08	21.0%
57070 64775 Ops-Tools	4,000	0	4,000	2,439.45	.00	1,560.55	61.0%
57070 64800 Ops-Unifor	2,000	0	2,000	727.46	2,029.00	-756.46	137.8%*
57070 64825 Ops-Vehicl	120,000	0	120,000	69,973.85	10,026.15	40,000.00	66.7%
57070 64990 Ops-Misc	0	0	0	387.07	600.00	-987.07	100.0%*
57070 65000 Maint-Buil	4,500	0	4,500	3,427.23	.00	1,072.77	76.2%
57070 65050 Maint-Equi	100	0	100	.00	.00	100.00	.0%
57070 65500 Maint-Turf	0	0	0	99.95	.00	-99.95	100.0%*
57070 65550 Maint-Vehi	33,000	0	33,000	47,480.28	3,940.15	-18,420.43	155.8%*
57070 66000 Empl-Dues	800	0	800	400.00	.00	400.00	50.0%
57070 66100 Empl-Train	2,000	0	2,000	1,520.00	.00	480.00	76.0%
57070 66200 Empl-Per D	1,600	0	1,600	2,352.77	730.30	-1,483.07	192.7%*
57070 66500 Empl-Perso	1,000	0	1,000	790.18	1,150.00	-940.18	194.0%*
57070 67100 Util-Elect	5,000	0	5,000	4,067.10	1,260.17	-327.27	106.5%*
57070 67200 Util-Gas	1,400	0	1,400	2,405.53	594.47	-1,600.00	214.3%*
57070 67400 Util-Telep	5,000	0	5,000	7,399.66	2,881.47	-5,281.13	205.6%*
57070 67500 Util-water	2,500	0	2,500	2,039.66	360.34	100.00	96.0%
57070 80300 Cap-Improv	8,435	0	8,435	.00	.00	8,435.00	.0%
57070 80500 Cap-Equipm	1,750,604	20,924	1,771,528	152,361.56	61,930.90	1,557,235.54	12.1%



YEAR-TO-DATE BUDGET REPORT

FOR 2023 11								
ACCOUNTS FOR:		ORIGINAL	TRANFRS/	REVISED			AVAILABLE	PCT
570	Municipal Transit	APPROP	ADJSTMTS	BUDGET	YTD ACTUAL	ENCUMBRANCES	BUDGET	USE/COL
	TOTAL Municipal Transit	3,104,787	59,435	3,164,222	1,331,433.57	91,917.17	1,740,871.13	45.0%
	TOTAL Municipal Transit	-199,331	0	-199,331	119,877.24	91,917.17	-411,125.41	-106.3%
	TOTAL REVENUES	-3,304,118	-59,435	-3,363,553	-1,211,556.33	.00	-2,151,996.54	
	TOTAL EXPENSES	3,104,787	59,435	3,164,222	1,331,433.57	91,917.17	1,740,871.13	

YEAR-TO-DATE BUDGET REPORT

FOR 2023 11								
ACCOUNTS FOR:	ORIGINAL	TRANFRS/	REVISED				AVAILABLE	PCT
580 CDBG Grant	APPROP	ADJSTMTS	BUDGET	YTD ACTUAL	ENCUMBRANCES		BUDGET	USE/COL
<b>580 CDBG Grant</b>								
580 37199 State-Misc	-161,704	0	-161,704	.00	.00		-161,703.57	.0%*
580 37290 Federal-Mi	-54,848	0	-54,848	-5,000.00	.00		-49,848.00	9.1%*
TOTAL CDBG Grant	-216,552	0	-216,552	-5,000.00	.00		-211,551.57	2.3%

YEAR-TO-DATE BUDGET REPORT

FOR 2023 11

ACCOUNTS FOR:	ORIGINAL APPROP	TRANFRS/ ADJSTMTS	REVISED BUDGET	YTD ACTUAL	ENCUMBRANCES	AVAILABLE BUDGET	PCT USE/COL
580 CDBG Grant							
<b>58080 CDBG Grant</b>							
58080 80200 Cap-Buildi	45,882	0	45,882	45,881.54	.00	.00	100.0%
58080 80300 Cap-Improv	61,117	0	61,117	60,859.14	.00	258.27	99.6%
TOTAL CDBG Grant	106,999	0	106,999	106,740.68	.00	258.27	99.8%
TOTAL CDBG Grant	-109,553	0	-109,553	101,740.68	.00	-211,293.30	-92.9%
TOTAL REVENUES	-216,552	0	-216,552	-5,000.00	.00	-211,551.57	
TOTAL EXPENSES	106,999	0	106,999	106,740.68	.00	258.27	

YEAR-TO-DATE BUDGET REPORT

FOR 2023 11

ACCOUNTS FOR:	ORIGINAL APPROP	TRANFRS/ ADJSTMTS	REVISED BUDGET	YTD ACTUAL	ENCUMBRANCES	AVAILABLE BUDGET	PCT USE/COL
590 American Rescue Plan Act							
<b>590 American Rescue Plan Act</b>							
590 37199 State-Misc	-3,681,801	0	-3,681,801	-3,681,801.00	.00	.00	100.0%
590 45000 Transfer-T	3,681,801	0	3,681,801	3,681,801.00	.00	.00	100.0%
TOTAL American Rescue Plan Act	0	0	0	.00	.00	.00	.0%
TOTAL American Rescue Plan Act	0	0	0	.00	.00	.00	.0%
TOTAL REVENUES	-3,681,801	0	-3,681,801	-3,681,801.00	.00	.00	
TOTAL EXPENSES	3,681,801	0	3,681,801	3,681,801.00	.00	.00	

YEAR-TO-DATE BUDGET REPORT

FOR 2023 11

ACCOUNTS FOR:	ORIGINAL APPROP	TRANFRS/ ADJSTMTS	REVISED BUDGET	YTD ACTUAL	ENCUMBRANCES	AVAILABLE BUDGET	PCT USE/COL
600 LT-Promotional							
<b>600 LT-Promotional</b>							
600 30400 LT-Promo	-750,000	0	-750,000	-1,084,691.13	.00	334,691.13	144.6%
600 30401 LT-Pro-Pen	0	0	0	-2,117.19	.00	2,117.19	100.0%
TOTAL LT-Promotional	-750,000	0	-750,000	-1,086,808.32	.00	336,808.32	144.9%

YEAR-TO-DATE BUDGET REPORT

FOR 2023 11							
ACCOUNTS FOR:	ORIGINAL	TRANFRS/	REVISED			AVAILABLE	PCT
600 LT-Promotional	APPROP	ADJSTMTS	BUDGET	YTD ACTUAL	ENCUMBRANCES	BUDGET	USE/COL
<b>60000 LT-Promotional</b>							
60000 68400 LT-Promo-C	333,918	85,000	418,918	218,496.75	120,362.57	80,058.68	80.9%
60000 68700 LT-Promo-O	938,215	439,454	1,377,669	850,043.19	466,850.73	60,775.00	95.6%
60000 80500 Cap-Equipm	1,500,000	0	1,500,000	371,126.01	780,880.99	347,993.00	76.8%
TOTAL LT-Promotional	2,772,133	524,454	3,296,587	1,439,665.95	1,368,094.29	488,826.68	85.2%
TOTAL LT-Promotional	2,022,133	524,454	2,546,587	352,857.63	1,368,094.29	825,635.00	67.6%
TOTAL REVENUES	-750,000	0	-750,000	-1,086,808.32	.00	336,808.32	
TOTAL EXPENSES	2,772,133	524,454	3,296,587	1,439,665.95	1,368,094.29	488,826.68	

YEAR-TO-DATE BUDGET REPORT

FOR 2023 11

ACCOUNTS FOR:	ORIGINAL APPROP	TRANFRS/ ADJSTMTS	REVISED BUDGET	YTD ACTUAL	ENCUMBRANCES	AVAILABLE BUDGET	PCT USE/COL
650 LT-Non Promotional							
<b>650 30402 LT-NP</b>	-1,100,000	0	-1,100,000	-1,627,037.66	.00	527,037.66	147.9%
<b>650 30403 LT-NP Pen</b>	0	0	0	-3,175.82	.00	3,175.82	100.0%
<b>TOTAL LT-Non Promotional</b>	-1,100,000	0	-1,100,000	-1,630,213.48	.00	530,213.48	148.2%

YEAR-TO-DATE BUDGET REPORT

FOR 2023 11							
ACCOUNTS FOR:	ORIGINAL APPROP	TRANFRS/ ADJSTMTS	REVISED BUDGET	YTD ACTUAL	ENCUMBRANCES	AVAILABLE BUDGET	PCT USE/COL
650 LT-Non Promotional							
<b>65000 LT-Non Promotional</b>							
65000 61200 ConProf-Ge	2,500	0	2,500	.00	.00	2,500.00	.0%
65000 68400 LT-City	347,500	-4,000	343,500	301,929.78	32,323.55	9,246.67	97.3%
65000 68700 LT-Outside	459,500	0	459,500	319,677.01	139,822.99	.00	100.0%
65000 80300 Cap-Improv	1,677,513	4,000	1,681,513	1,540,582.36	57,727.86	83,202.74	95.1%
65000 80500 Cap-Equipm	40,000	70,000	110,000	.00	86,596.07	23,403.93	78.7%
TOTAL LT-Non Promotional	2,527,013	70,000	2,597,013	2,162,189.15	316,470.47	118,353.34	95.4%
TOTAL LT-Non Promotional	1,427,013	70,000	1,497,013	531,975.67	316,470.47	648,566.82	56.7%
TOTAL REVENUES	-1,100,000	0	-1,100,000	-1,630,213.48	.00	530,213.48	
TOTAL EXPENSES	2,527,013	70,000	2,597,013	2,162,189.15	316,470.47	118,353.34	



YEAR-TO-DATE BUDGET REPORT

FOR 2023 11

ACCOUNTS FOR:	ORIGINAL APPROP	TRANFRS/ ADJSTMTS	REVISED BUDGET	YTD ACTUAL	ENCUMBRANCES	AVAILABLE BUDGET	PCT USE/COL
---------------	-----------------	-------------------	----------------	------------	--------------	------------------	-------------

680 LT-Discretionary

680 30404 LT-Discret	-1,100,000	0	-1,100,000	-1,256,147.33	.00	156,147.33	114.2%
680 30405 LT-DisPen	0	0	0	-1,448.23	.00	1,448.23	100.0%
680 45000 Tran-TO-E	0	475,000	475,000	475,000.00	.00	.00	100.0%
TOTAL LT-Discretionary	-1,100,000	475,000	-625,000	-782,595.56	.00	157,595.56	125.2%

YEAR-TO-DATE BUDGET REPORT

FOR 2023 11							
ACCOUNTS FOR:	ORIGINAL	TRANFRS/	REVISED			AVAILABLE	PCT
680 LT-Discretionary	APPROP	ADJSTMTS	BUDGET	YTD ACTUAL	ENCUMBRANCES	BUDGET	USE/COL
<b>68000 LT-Discretionary</b>							
68000 80200 Cap-LandIm	0	170,000	170,000	.00	169,354.32	645.68	99.6%
68000 80300 Cap-Build	300,000	1,050,000	1,350,000	1,045,939.20	.00	304,060.80	77.5%
68000 80500 Cap-Eq&Fur	0	500,000	500,000	.00	351,577.53	148,422.47	70.3%
TOTAL LT-Discretionary	300,000	1,720,000	2,020,000	1,045,939.20	520,931.85	453,128.95	77.6%
TOTAL LT-Discretionary	-800,000	2,195,000	1,395,000	263,343.64	520,931.85	610,724.51	56.2%
TOTAL REVENUES	-1,100,000	0	-1,100,000	-1,257,595.56	.00	157,595.56	
TOTAL EXPENSES	300,000	2,195,000	2,495,000	1,520,939.20	520,931.85	453,128.95	

YEAR-TO-DATE BUDGET REPORT

FOR 2023 11							
ACCOUNTS FOR:	ORIGINAL	TRANFRS/	REVISED			AVAILABLE	PCT
700 Water & Sewer	APPROP	ADJSTMTS	BUDGET	YTD ACTUAL	ENCUMBRANCES	BUDGET	USE/COL
<b>700 Water &amp; Sewer</b>							
700 33006 Fees-Late	-84,000	0	-84,000	-251,542.70	.00	167,542.70	299.5%
700 33008 Fees-Lien	-500	0	-500	-2,343.19	.00	1,843.19	468.6%
700 33011 Fees-NSF	-2,000	0	-2,000	-1,690.00	.00	-310.00	84.5%*
700 33019 W&S Connec	0	0	0	-3,751.40	.00	3,751.40	100.0%
700 33020 W&S Reconn	0	0	0	-120,181.51	.00	120,181.51	100.0%
700 33021 W&S Tap Fe	-110,000	0	-110,000	-136,014.57	.00	26,014.57	123.6%
700 34200 Septage	-510,000	0	-510,000	-399,228.26	.00	-110,771.74	78.3%*
700 34210 Effluent	-2,000	0	-2,000	-7,136.90	.00	5,136.90	356.8%
700 34220 Services-C	-5,500,000	0	-5,500,000	-5,506,448.58	.00	6,448.58	100.1%
700 34230 Services-L	0	0	0	-17,759.98	.00	17,759.98	100.0%
700 34240 Services-D	-1,000,000	0	-1,000,000	-1,096,616.46	.00	96,616.46	109.7%
700 34250 Services-S	-4,900,000	0	-4,900,000	-5,023,036.82	.00	123,036.82	102.5%
700 34260 W&S Analys	-37,000	0	-37,000	-40,321.41	.00	3,321.41	109.0%
700 36000 CD Interes	0	0	0	-15,973.99	.00	15,973.99	100.0%
700 36040 Interest-M	-16,000	0	-16,000	-102,542.68	.00	86,542.68	640.9%
700 37135 State-Legi	-7,448,401	0	-7,448,401	.00	.00	-7,448,401.00	.0%*
700 37191 State-NMED	-376,323	0	-376,323	-497,917.42	.00	121,594.42	132.3%
700 38007 Misc-Long/	0	0	0	342.65	.00	-342.65	100.0%*
700 38090 Misc-All O	0	0	0	-862.55	.00	862.55	100.0%
700 40000 Trans-IN	-1,500,000	-188,134	-1,688,134	-1,688,134.28	.00	.00	100.0%
700 45000 Transfer-T	350,000	0	350,000	350,000.00	.00	.00	100.0%
<b>TOTAL Water &amp; Sewer</b>	<b>-21,136,224</b>	<b>-188,134</b>	<b>-21,324,358</b>	<b>-14,561,160.05</b>	<b>.00</b>	<b>-6,763,198.23</b>	<b>68.3%</b>

YEAR-TO-DATE BUDGET REPORT

FOR 2023 11

ACCOUNTS FOR:	ORIGINAL APPROP	TRANFRS/ADJSTMNTS	REVISED BUDGET	YTD ACTUAL	ENCUMBRANCES	AVAILABLE BUDGET	PCT USE/COL
700 Water & Sewer							
<b>70000 Water</b>							
70000 50500 Labor-Regu	1,780,525	0	1,780,525	1,197,876.42	.00	582,648.58	67.3%
70000 51000 Labor-OT	173,741	0	173,741	168,418.58	.00	5,322.42	96.9%
70000 51100 Labor-DT	0	0	0	13,991.90	.00	-13,991.90	100.0%*
70000 52000 Labor-Vaca	0	0	0	128,015.18	.00	-128,015.18	100.0%*
70000 52100 Labor-Holi	0	0	0	63,263.71	.00	-63,263.71	100.0%*
70000 53000 Labor-Sick	0	0	0	78,352.23	.00	-78,352.23	100.0%*
70000 54000 Labor-Othe	6,750	0	6,750	6,816.98	.00	-66.98	101.0%*
70000 55000 Labor-Allo	31,282	0	31,282	38,073.00	.00	-6,791.00	121.7%*
70000 56000 Labor-Heal	0	90,233	90,233	87,547.22	.00	2,685.59	97.0%
70000 58000 Associated	369,690	0	369,690	305,127.84	.00	64,562.16	82.5%
70000 58100 Associated	142,613	6,714	149,327	128,078.96	.00	21,248.52	85.8%
70000 58200 Associated	182,491	0	182,491	147,555.27	.00	34,935.73	80.9%
70000 58300 Associated	35,448	0	35,448	28,765.14	.00	6,682.86	81.1%
70000 58900 Associated	270	0	270	187.10	.00	82.90	69.3%
70000 61200 ConProf-Ge	279,000	0	279,000	231,433.30	120,876.57	-73,309.87	126.3%*
70000 61550 ConProf-Le	0	0	0	1,850.32	.00	-1,850.32	100.0%*
70000 61900 ConProf-Mi	0	0	0	1,965.08	214.92	-2,180.00	100.0%*
70000 63350 Fees-Water	83,800	0	83,800	66,641.31	2,540.00	14,618.69	82.6%
70000 63400 Fees-Water	20,000	0	20,000	20,000.00	.00	.00	100.0%
70000 63900 Fees-Misc	0	0	0	.00	375.00	-375.00	100.0%*
70000 64075 Ops-Books	0	0	0	763.66	.00	-763.66	100.0%*
70000 64115 Ops-Comp H	0	0	0	123.81	.00	-123.81	100.0%*
70000 64425 Ops-Landsc	3,000	0	3,000	3,653.61	1,874.00	-2,527.61	184.3%*
70000 64475 Ops-Materi	200,000	31,750	231,750	163,208.91	50,461.32	18,079.77	92.2%
70000 64575 Ops-PPE	15,000	0	15,000	16,078.11	270.27	-1,348.38	109.0%*
70000 64600 Ops-Postag	19,900	0	19,900	23,625.70	3,347.68	-7,073.38	135.5%*
70000 64675 Ops-Safety	5,000	0	5,000	2,676.46	.00	2,323.54	53.5%
70000 64775 Ops-Tools	30,000	0	30,000	46,555.82	5,927.26	-22,483.08	174.9%*
70000 64800 Ops-Unifor	14,500	0	14,500	7,426.31	923.43	6,150.26	57.6%
70000 64825 Ops-Vehicl	75,000	0	75,000	77,738.30	29,761.70	-32,500.00	143.3%*
70000 64990 Ops-Misc	0	0	0	635.01	.00	-635.01	100.0%*
70000 65000 Maint-Buil	30,000	0	30,000	39,574.71	1,837.77	-11,412.48	138.0%*
70000 65050 Maint-Equi	130,000	0	130,000	101,580.00	12,082.23	16,337.77	87.4%
70000 65350 Maint-Serv	640,000	0	640,000	377,758.50	10,236.53	252,004.97	60.6%
70000 65550 Maint-Vehi	90,000	0	90,000	71,793.21	16,427.19	16,427.19	98.0%
70000 65900 Maint-Misc	0	0	0	1,199.40	1,189.67	-2,389.07	100.0%*
70000 66000 Empl-Dues	3,800	0	3,800	2,161.00	2,705.00	-1,066.00	128.1%*
70000 66100 Empl-Train	7,000	0	7,000	973.00	500.00	5,527.00	21.0%
70000 66200 Empl-Per D	1,500	0	1,500	289.50	.00	1,210.50	19.3%
70000 66500 Empl-Perso	200	0	200	623.43	.00	-423.43	311.7%*

YEAR-TO-DATE BUDGET REPORT

FOR 2023 11							
ACCOUNTS FOR:	ORIGINAL APPROP	TRANFRS/ ADJSTMTS	REVISED BUDGET	YTD ACTUAL	ENCUMBRANCES	AVAILABLE BUDGET	PCT USE/COL
700 Water & Sewer							
70000 67100 Util-Elect	550,000	0	550,000	467,976.03	222,237.26	-140,213.29	125.5%*
70000 67200 Util-Gas	5,000	0	5,000	3,187.08	312.92	1,500.00	70.0%
70000 67400 Util-Telep	40,000	0	40,000	27,320.11	17,302.56	-4,622.67	111.6%*
70000 67500 Util-Water	5,000	0	5,000	2,613.03	186.97	2,200.00	56.0%
70000 80300 Cap-Improv	147,717	0	147,717	66,867.00	4,734.38	76,115.96	48.5%
70000 80400 Cap-Infras	5,490,308	200,000	5,690,308	2,769,050.72	1,385,980.17	1,535,277.08	73.0%
70000 80500 Cap-Equipm	295,920	-31,750	264,170	255,020.77	.00	9,149.41	96.5%
TOTAL Water	10,904,455	296,947	11,201,403	7,244,432.73	1,892,304.80	2,064,665.25	81.6%

YEAR-TO-DATE BUDGET REPORT

FOR 2023 11

ACCOUNTS FOR:	ORIGINAL APPROP	TRANFRS/ADJSTMTS	REVISED BUDGET	YTD ACTUAL	ENCUMBRANCES	AVAILABLE BUDGET	PCT USE/COL
700 Water & Sewer							
<b>70001 waste water</b>							
70001 50500 Labor-Regu	680,379	0	680,379	444,179.10	.00	236,199.90	65.3%
70001 51000 Labor-OT	13,141	0	13,141	9,089.24	.00	4,051.76	69.2%
70001 51100 Labor-DT	0	0	0	13,769.94	.00	-13,769.94	100.0%*
70001 52000 Labor-Vaca	0	0	0	24,983.91	.00	-24,983.91	100.0%*
70001 52100 Labor-Holi	0	0	0	27,248.24	.00	-27,248.24	100.0%*
70001 53000 Labor-Sick	0	0	0	25,833.15	.00	-25,833.15	100.0%*
70001 54000 Labor-Othe	2,250	0	2,250	959.00	.00	1,291.00	42.6%
70001 55000 Labor-Allo	11,024	0	11,024	9,349.90	.00	1,674.10	84.8%
70001 56000 Labor-Heal	0	29,651	29,651	29,650.62	.00	.00	100.0%
70001 58000 Associated	162,786	0	162,786	101,606.55	.00	61,179.45	62.4%
70001 58100 Associated	50,910	2,268	53,178	42,263.94	.00	10,914.33	79.5%
70001 58200 Associated	69,865	0	69,865	52,517.88	.00	17,347.12	75.2%
70001 58300 Associated	13,570	0	13,570	10,238.78	.00	3,331.22	75.5%
70001 58900 Associated	100	0	100	59.80	.00	40.20	59.8%
70001 61200 ConProf-Ge	36,000	0	36,000	17,958.32	4,086.65	13,955.03	61.2%
70001 61900 ConProf-Mi	0	0	0	629.41	170.59	-800.00	100.0%*
70001 63300 Fees-Publi	1,000	0	1,000	.00	.00	1,000.00	.0%
70001 64425 Ops-Landsc	0	0	0	450.18	.00	-450.18	100.0%*
70001 64475 Ops-Materi	90,000	0	90,000	103,574.13	1,170.00	-14,744.13	116.4%*
70001 64575 Ops-PPE	5,000	0	5,000	264.40	.00	4,735.60	5.3%
70001 64600 Ops-Postag	18,500	0	18,500	22,535.53	2,999.47	-7,035.00	138.0%*
70001 64675 Ops-Safety	0	0	0	1,314.00	.00	-1,314.00	100.0%*
70001 64775 Ops-Tools	30,000	0	30,000	4,659.86	542.67	24,797.47	17.3%
70001 64800 Ops-Unifor	3,300	0	3,300	3,529.19	.00	-229.19	106.9%*
70001 64825 Ops-Vehicl	5,500	0	5,500	4,635.80	1,385.30	-521.10	109.5%*
70001 64990 Ops-Misc	0	0	0	-.01	.00	.01	100.0%
70001 65000 Maint-Buil	8,500	0	8,500	6,970.81	572.69	956.50	88.7%
70001 65050 Maint-Equi	200,000	-3,500	196,500	86,356.58	76,518.07	33,625.35	82.9%
70001 65350 Maint-Serv	0	0	0	31.75	.00	-31.75	100.0%*
70001 65550 Maint-Vehi	5,000	0	5,000	2,978.12	352.27	1,669.61	66.6%
70001 66000 Empl-Dues	1,600	0	1,600	518.00	.00	1,082.00	32.4%
70001 66100 Empl-Train	5,000	0	5,000	600.00	.00	4,400.00	12.0%
70001 66200 Empl-Per D	4,200	0	4,200	1,288.00	.00	2,912.00	30.7%
70001 66500 Empl-Perso	300	0	300	1,071.71	33.40	-805.11	368.4%*
70001 67100 Util-Elect	110,000	0	110,000	127,432.36	36,298.32	-53,730.68	148.8%*
70001 67400 Util-Telep	5,000	0	5,000	3,908.36	294.04	797.60	84.0%
70001 67500 Util-water	1,000	0	1,000	831.54	668.46	-500.00	150.0%*
70001 80400 Cap-Infras	550,000	0	550,000	.00	.00	550,000.00	.0%
70001 80500 Cap-Equipm	685,135	0	685,135	142,306.24	316,834.50	225,993.83	67.0%
<b>TOTAL Waste Water</b>	<b>2,769,060</b>	<b>28,419</b>	<b>2,797,478</b>	<b>1,325,594.33</b>	<b>441,926.43</b>	<b>1,029,957.70</b>	<b>63.2%</b>

YEAR-TO-DATE BUDGET REPORT

FOR 2023 11									
ACCOUNTS FOR:	ORIGINAL	TRANFRS/	REVISED	YTD	ACTUAL	ENCUMBRANCES	AVAILABLE	PCT	
700 Water & Sewer	APPROX	ADJSTMTS	BUDGET				BUDGET	USE/COL	
<b>70002 Double Eagle</b>									
70002 50500 Labor-Regu	524,733	0	524,733	378,013.13		.00	146,719.87	72.0%	
70002 51000 Labor-OT	56,364	0	56,364	76,148.37		.00	-19,784.37	135.1%*	
70002 51100 Labor-DT	0	0	0	6,390.24		.00	-6,390.24	100.0%*	
70002 52000 Labor-Vaca	0	0	0	17,770.97		.00	-17,770.97	100.0%*	
70002 52100 Labor-Holi	0	0	0	13,030.18		.00	-13,030.18	100.0%*	
70002 53000 Labor-Sick	0	0	0	11,027.95		.00	-11,027.95	100.0%*	
70002 54000 Labor-Othe	2,000	0	2,000	1,631.50		.00	368.50	81.6%	
70002 55000 Labor-Allo	8,268	0	8,268	6,519.00		.00	1,749.00	78.8%	
70002 56000 Labor-Heal	0	25,406	25,406	25,405.68		.00	.00	100.0%	
70002 58000 Associated	122,487	0	122,487	88,228.44		.00	34,258.56	72.0%	
70002 58100 Associated	42,391	1,944	44,335	38,510.82		.00	5,823.71	86.9%	
70002 58200 Associated	51,975	0	51,975	41,681.19		.00	10,293.81	80.2%	
70002 58300 Associated	10,096	0	10,096	8,125.22		.00	1,970.78	80.5%	
70002 58900 Associated	80	0	80	48.30		.00	31.70	60.4%	
70002 61200 ConProf-Ge	84,000	0	84,000	14,901.55	28,462.58		40,635.87	51.6%	
70002 64475 Ops-Materi	46,700	0	46,700	9,243.05	556.25		36,900.70	21.0%	
70002 64575 Ops-PPE	5,000	0	5,000	2,051.86		.00	2,948.14	41.0%	
70002 64600 Ops-Postag	200	0	200	94.80		.00	105.20	47.4%	
70002 64775 Ops-Tools	10,000	0	10,000	5,024.75	143.76		4,831.49	51.7%	
70002 64800 Ops-Unifor	2,800	0	2,800	1,138.70		.00	1,661.30	40.7%	
70002 64825 Ops-Vehicl	43,000	0	43,000	29,220.10	20,779.90		-7,000.00	116.3%*	
70002 65000 Maint-Buil	0	0	0	114.89		.00	-114.89	100.0%*	
70002 65050 Maint-Equi	70,000	0	70,000	40,627.00	22,083.45		7,289.55	89.6%	
70002 65350 Maint-Serv	80,000	0	80,000	54,199.82	1,088.58		24,711.60	69.1%	
70002 65550 Maint-Vehi	20,000	0	20,000	24,907.92	7,472.08		-12,380.00	161.9%*	
70002 66000 Empl-Dues	700	0	700	318.00			200.00	71.4%	
70002 66100 Empl-Train	3,000	0	3,000	.00	500.00		2,500.00	16.7%	
70002 66200 Empl-Per D	100	0	100	60.00		.00	40.00	60.0%	
70002 66500 Empl-Perso	400	0	400	.00	246.79		153.21	61.7%	
70002 67100 Util-Elect	100,000	0	100,000	137,008.71	2,191.29		-39,200.00	139.2%*	
70002 67200 Util-Gas	1,000	0	1,000	862.53	837.47		-700.00	170.0%*	
70002 67400 Util-Telep	2,200	0	2,200	4,107.95	5,792.05		-7,700.00	450.0%*	
70002 67500 Util-Water	500	0	500	282.95	742.80		-525.75	205.2%*	
70002 80400 Cap-Infras	3,700,000	0	3,700,000	127,979.86	114,858.14		3,457,162.00	6.6%	
70002 80500 Cap-Equipm	350,000	-200,000	150,000	.00		.00	150,000.00	.0%	
<b>TOTAL Double Eagle</b>	<b>5,337,994</b>	<b>-172,651</b>	<b>5,165,343</b>	<b>1,164,675.43</b>	<b>205,937.14</b>		<b>3,794,730.64</b>	<b>26.5%</b>	

YEAR-TO-DATE BUDGET REPORT

FOR 2023 11								
ACCOUNTS FOR:	ORIGINAL	TRANFRS/	REVISED				AVAILABLE	PCT
700 Water & Sewer	APPROP	ADJSTMNTS	BUDGET	YTD	ACTUAL	ENCUMBRANCES	BUDGET	USE/COL
<b>70003 Collection System</b>								
70003 50500 Labor-Regu	382,446	0	382,446	256,655.62		.00	125,790.38	67.1%
70003 51000 Labor-OT	39,396	0	39,396	24,476.86		.00	14,919.14	62.1%
70003 51100 Labor-DT	0	0	0	950.04		.00	-950.04	100.0%*
70003 52000 Labor-Vaca	0	0	0	13,809.96		.00	-13,809.96	100.0%*
70003 52100 Labor-Holi	0	0	0	13,879.60		.00	-13,879.60	100.0%*
70003 53000 Labor-Sick	0	0	0	17,124.28		.00	-17,124.28	100.0%*
70003 54000 Labor-Othe	1,500	0	1,500	1,257.14		.00	242.86	83.8%
70003 55000 Labor-Allo	7,640	0	7,640	5,806.75		.00	1,833.25	76.0%
70003 56000 Labor-Heal	0	14,235	14,235	14,234.89		.00	.00	100.0%
70003 58000 Associated	79,374	0	79,374	51,957.25		.00	27,416.75	65.5%
70003 58100 Associated	31,510	1,089	32,599	25,320.52		.00	7,278.45	77.7%
70003 58200 Associated	39,395	0	39,395	30,895.91		.00	8,499.09	78.4%
70003 58300 Associated	7,654	0	7,654	6,027.87		.00	1,626.13	78.8%
70003 58900 Associated	60	0	60	34.50		.00	25.50	57.5%
70003 61200 ConProf-Ge	3,400	0	3,400	2,128.13	3,596.75		-2,324.88	168.4%*
70003 61900 ConProf-Mi	0	0	0	18,355.00	645.00		-19,000.00	100.0%*
70003 64475 Ops-Materi	33,000	0	33,000	19,935.19	52.52		13,012.29	60.6%
70003 64575 Ops-PPE	0	0	0	552.16	14.18		-566.34	100.0%*
70003 64600 Ops-Postag	0	0	0	645.60	.00		-645.60	100.0%*
70003 64775 Ops-Tools	15,000	0	15,000	4,562.83	293.53		10,143.64	32.4%
70003 64800 Ops-Unifor	3,200	0	3,200	1,402.24	.00		1,797.76	43.8%
70003 64825 Ops-Vehicl	42,000	0	42,000	45,095.07	5,404.93		-8,500.00	120.2%*
70003 65000 Maint-Buil	10,000	0	10,000	.00	.00		10,000.00	.0%
70003 65050 Maint-Equi	40,000	25,293	65,293	36,361.41	22,461.00		6,470.56	90.1%
70003 65350 Maint-Serv	75,000	0	75,000	42,563.55	1,652.19		30,784.26	59.0%
70003 65550 Maint-Vehi	30,000	0	30,000	17,334.49	6,971.35		5,694.16	81.0%
70003 66000 Empl-Dues	700	0	700	265.00	235.00		200.00	71.4%
70003 66100 Empl-Train	5,000	0	5,000	840.00	2,500.00		1,660.00	66.8%
70003 66200 Empl-Per D	1,600	0	1,600	1,266.00	.00		334.00	79.1%
70003 66500 Empl-Perso	500	0	500	132.58	36.10		331.32	33.7%
70003 66600 Empl-Servi	100	0	100	.00	.00		100.00	.0%
70003 67100 Util-Elect	65,000	0	65,000	63,868.61	26,633.99		-25,502.60	139.2%*
70003 67400 Util-Telep	10,000	0	10,000	6,673.80	3,326.20		.00	100.0%
70003 67500 Util-Water	12,000	0	12,000	11,980.59	3,019.41		-3,000.00	125.0%*
70003 80300 Cap-Improv	4,370,827	0	4,370,827	425,133.15	2,786,893.07		1,158,800.41	73.5%
70003 80400 Cap-Infras	3,372,218	-25,293	3,346,925	191,922.30	225,321.12		2,929,682.03	12.5%
<b>TOTAL Collection System</b>	<b>8,678,520</b>	<b>15,324</b>	<b>8,693,844</b>	<b>1,353,448.89</b>	<b>3,089,056.34</b>		<b>4,251,338.68</b>	<b>51.1%</b>



YEAR-TO-DATE BUDGET REPORT

FOR 2023 11										
ACCOUNTS FOR:		ORIGINAL	TRANFRS/	REVISED			AVAILABLE	PCT		
700	Water & Sewer	APPROP	ADJSTMNTS	BUDGET	YTD ACTUAL	ENCUMBRANCES	BUDGET	USE/COL		
<b>70004 Lab Environmental Services</b>										
70004	50500	Labor-Regu		261,372	0	261,372	186,087.98	.00	75,284.02	71.2%
70004	51000	Labor-OT		4,278	0	4,278	932.14	.00	3,345.86	21.8%
70004	51100	Labor-DT		0	0	0	5,834.40	.00	-5,834.40	100.0%*
70004	52000	Labor-Vaca		0	0	0	21,247.52	.00	-21,247.52	100.0%*
70004	52100	Labor-Holi		0	0	0	10,270.96	.00	-10,270.96	100.0%*
70004	53000	Labor-Sick		0	0	0	12,950.02	.00	-12,950.02	100.0%*
70004	54000	Labor-Othe		750	0	750	375.00	.00	375.00	50.0%
70004	55000	Labor-Allo		3,506	0	3,506	3,231.50	.00	274.50	92.2%
70004	56000	Labor-Heal		0	15,416	15,416	15,415.73	.00	.00	100.0%
70004	58000	Associated		59,551	0	59,551	53,216.64	.00	6,334.36	89.4%
70004	58100	Associated		19,073	1,179	20,252	18,247.45	.00	2,004.85	90.1%
70004	58200	Associated		26,673	0	26,673	23,633.14	.00	3,039.86	88.6%
70004	58300	Associated		5,180	0	5,180	4,607.18	.00	572.82	88.9%
70004	58900	Associated		30	0	30	20.70	.00	9.30	69.0%
70004	61200	ConProf-Ge		3,700	0	3,700	4,959.62	4,297.49	-5,557.11	250.2%*
70004	64475	Ops-Materi		25,000	0	25,000	25,772.11	.00	-772.11	103.1%*
70004	64600	Ops-Postag		1,500	0	1,500	732.32	.00	767.68	48.8%
70004	64800	Ops-Unifor		1,000	0	1,000	549.92	.00	450.08	55.0%
70004	64825	Ops-Vehicl		1,400	0	1,400	1,131.79	268.21	.00	100.0%
70004	65000	Maint-Buil		2,000	0	2,000	1,075.20	324.07	600.73	70.0%
70004	65050	Maint-Equi		1,000	3,500	4,500	462.97	.00	4,037.03	10.3%
70004	65550	Maint-Vehi		200	0	200	35.98	.00	164.02	18.0%
70004	66000	Empl-Dues		400	0	400	265.00	.00	135.00	66.3%
70004	66100	Empl-Train		1,500	0	1,500	720.00	.00	780.00	48.0%
70004	66200	Empl-Per D		1,000	0	1,000	1,546.00	.00	-546.00	154.6%*
70004	66500	Empl-Perso		100	0	100	.00	.00	100.00	.0%
70004	67400	Util-Telep		500	0	500	328.48	171.52	.00	100.0%
TOTAL Lab Environmental Services		419,713	20,095	439,808	393,649.75	5,061.29	41,096.99	90.7%		
TOTAL Water & Sewer		6,973,518	0	6,973,518	-3,079,358.92	5,634,286.00	4,418,591.03	36.6%		
TOTAL REVENUES		-21,486,224	-188,134	-21,674,358	-14,911,160.05	.00	-6,763,198.23			
TOTAL EXPENSES		28,459,742	188,134	28,647,876	11,831,801.13	5,634,286.00	11,181,789.26			

YEAR-TO-DATE BUDGET REPORT

FOR 2023 11

ACCOUNTS FOR:	ORIGINAL APPROP	TRANFRS/ ADJSTMTS	REVISED BUDGET	YTD ACTUAL	ENCUMBRANCES	AVAILABLE BUDGET	PCT USE/COL
720 Solid waste Disposal							
<b>720 Solid waste Disposal</b>							
720 30040 GRTR-Envir	-957,000	0	-957,000	-1,187,051.94	.00	230,051.94	124.0%
720 34100 Services-S	-6,800,000	0	-6,800,000	-7,128,495.07	.00	328,495.07	104.8%
720 38013 Misc-Scrap	-9,000	0	-9,000	-14,439.30	.00	5,439.30	160.4%
720 40000 Trans-IN	0	-58,558	-58,558	-58,557.53	.00	.00	100.0%
720 45000 Transfer-T	1,236,000	0	1,236,000	1,236,000.00	.00	.00	100.0%
TOTAL Solid waste Disposal	-6,530,000	-58,558	-6,588,558	-7,152,543.84	.00	563,986.31	108.6%

YEAR-TO-DATE BUDGET REPORT

FOR 2023 11			ORIGINAL	TRANFRS/	REVISED	YTD	ENCUMBRANCES	AVAILABLE	PCT
ACCOUNTS FOR:			APPROP	ADJSTMTS	BUDGET	ACTUAL		BUDGET	USE/COL
720	Solid Waste Disposal								
<b>72030 Solid waste Disposal</b>									
72030	50500	Labor-Regu	1,553,217	0	1,553,217	1,002,352.67	.00	550,864.33	64.5%
72030	51000	Labor-OT	68,202	0	68,202	187,853.65	.00	-119,651.65	275.4%*
72030	51100	Labor-DT	0	0	0	53,722.73	.00	-53,722.73	100.0%*
72030	52000	Labor-Vaca	0	0	0	57,815.03	.00	-57,815.03	100.0%*
72030	52100	Labor-Holi	0	0	0	51,435.36	.00	-51,435.36	100.0%*
72030	53000	Labor-Sick	0	0	0	33,384.25	.00	-33,384.25	100.0%*
72030	54000	Labor-Othe	6,500	0	6,500	5,051.38	.00	1,448.62	77.7%
72030	55000	Labor-Allo	31,938	0	31,938	23,929.90	.00	8,008.10	74.9%
72030	56000	Labor-Heal	0	54,698	54,698	54,698.39	.00	.00	100.0%
72030	58000	Associated	312,158	0	312,158	208,922.75	.00	103,235.25	66.9%
72030	58100	Associated	119,954	3,859	123,813	107,429.66	.00	16,383.48	86.8%
72030	58200	Associated	159,765	0	159,765	114,879.95	.00	44,885.05	71.9%
72030	58300	Associated	31,035	0	31,035	22,400.79	.00	8,634.21	72.2%
72030	58900	Associated	260	0	260	156.10	.00	103.90	60.0%
72030	61000	ConProf-Ad	0	0	0	4,468.82	504.58	-4,973.40	100.0%*
72030	61200	ConProf-Ge	140,000	0	140,000	109,861.54	2,613.02	27,525.44	80.3%
72030	61500	ConProf-Ho	70,000	0	70,000	13,058.52	60,420.00	-3,478.52	105.0%*
72030	63225	Fees-NMTRD	45,000	0	45,000	45,315.40	.00	-315.40	100.7%*
72030	64425	Ops-Landsc	1,000	0	1,000	.00	.00	1,000.00	.0%
72030	64475	Ops-Materi	50,000	0	50,000	63,350.42	7,352.64	-20,703.06	141.4%*
72030	64575	Ops-PPE	0	0	0	297.72	.00	-297.72	100.0%*
72030	64600	Ops-Postag	25,000	0	25,000	26,895.48	3,028.89	-4,924.37	119.7%*
72030	64750	Ops-SWD Co	300,000	232,300	532,300	256,719.32	94,535.11	181,045.57	66.0%
72030	64775	Ops-Tools	30,000	0	30,000	2,181.78	.00	27,818.22	7.3%
72030	64800	Ops-Unifor	9,400	0	9,400	5,323.48	.00	4,076.52	56.6%
72030	64825	Ops-Vehicl	440,000	0	440,000	409,580.16	30,419.84	.00	100.0%
72030	65000	Maint-Buil	5,000	0	5,000	2,866.00	.00	2,134.00	57.3%
72030	65050	Maint-Equi	800	0	800	256.00	.00	544.00	32.0%
72030	65400	Maint-SWD	84,000	0	84,000	35,591.13	.00	48,408.87	42.4%
72030	65550	Maint-Vehi	400,000	0	400,000	489,199.14	91,695.71	-180,894.85	145.2%*
72030	66000	Empl-Dues	500	0	500	280.00	.00	220.00	56.0%
72030	66100	Empl-Train	5,000	0	5,000	8,292.71	1,013.36	-4,306.07	186.1%*
72030	66200	Empl-Per D	800	0	800	.00	.00	800.00	.0%
72030	66500	Empl-Perso	2,900	0	2,900	6,073.91	1,831.38	-5,005.29	272.6%*
72030	67100	Util-Elect	1,000	0	1,000	.00	.00	1,000.00	.0%
72030	67400	Util-Telep	700	0	700	88.85	611.15	.00	100.0%
72030	67500	Util-water	1,000	0	1,000	680.36	319.64	.00	100.0%
72030	80300	Cap-Improv	100,000	0	100,000	78,900.80	.00	21,099.20	78.9%
72030	80500	Cap-Equipm	2,700,000	1,567,700	4,267,700	2,384,075.40	1,496,294.00	387,330.60	90.9%
TOTAL Solid Waste Disposal			6,695,129	1,858,558	8,553,687	5,867,389.55	1,790,639.32	895,657.66	89.5%

YEAR-TO-DATE BUDGET REPORT

FOR 2023 11

ACCOUNTS FOR:	ORIGINAL APPROP	TRANFRS/ ADJSTMTS	REVISED BUDGET	YTD ACTUAL	ENCUMBRANCES	AVAILABLE BUDGET	PCT USE/COL
720 Solid Waste Disposal							
<b>72031 Sandpoint Landfill</b>							
72031 64400 ops-Landfi	1,500,000	0	1,500,000	399,812.18	728,622.14	371,565.68	75.2%
TOTAL Sandpoint Landfill	1,500,000	0	1,500,000	399,812.18	728,622.14	371,565.68	75.2%
TOTAL Solid Waste Disposal	1,665,129	1,800,000	3,465,129	-885,342.11	2,519,261.46	1,831,209.65	47.2%
TOTAL REVENUES	-7,766,000	-58,558	-7,824,558	-8,388,543.84	.00	563,986.31	
TOTAL EXPENSES	9,431,129	1,858,558	11,289,687	7,503,201.73	2,519,261.46	1,267,223.34	

YEAR-TO-DATE BUDGET REPORT

FOR 2023 11								
ACCOUNTS FOR:	ORIGINAL	TRANFRS/	REVISED				AVAILABLE	PCT
750 Special Museum	APPROP	ADJSTMTS	BUDGET	YTD ACTUAL	ENCUMBRANCES		BUDGET	USE/COL
<b>750 Special Museum</b>								
750 33003 Fees-Class	-1,000	0	-1,000	-1,607.00	.00		607.00	160.7%
750 38090 Misc-All O	-9,000	0	-9,000	-6,623.71	.00		-2,376.29	73.6%*
TOTAL Special Museum	-10,000	0	-10,000	-8,230.71	.00		-1,769.29	82.3%

YEAR-TO-DATE BUDGET REPORT

FOR 2023 11

ACCOUNTS FOR:	ORIGINAL APPROP	TRANFRS/ ADJSTMTS	REVISED BUDGET	YTD ACTUAL	ENCUMBRANCES	AVAILABLE BUDGET	PCT USE/COL
750 Special Museum							
<b>75060 Special Museum</b>							
75060 61200 ConProf-Ge	1,000	0	1,000	160.97	.00	839.03	16.1%
75060 64075 Ops-Books	0	0	0	451.31	.00	-451.31	100.0%*
75060 64475 Ops-Materi	14,000	0	14,000	2,361.70	.00	11,638.30	16.9%
TOTAL Special Museum	15,000	0	15,000	2,973.98	.00	12,026.02	19.8%
TOTAL Special Museum	5,000	0	5,000	-5,256.73	.00	10,256.73	-105.1%
TOTAL REVENUES	-10,000	0	-10,000	-8,230.71	.00	-1,769.29	
TOTAL EXPENSES	15,000	0	15,000	2,973.98	.00	12,026.02	

YEAR-TO-DATE BUDGET REPORT

FOR 2023 11

ACCOUNTS FOR:	ORIGINAL APPROP	TRANFRS/ ADJSTMTS	REVISED BUDGET	YTD ACTUAL	ENCUMBRANCES	AVAILABLE BUDGET	PCT USE/COL
790 Golf Pro Shop							
<b>790 Golf Pro Shop</b>							
790 32130 Permits-Go	-58,000	0	-58,000	-8,905.00	.00	-49,095.00	15.4%*
790 33005 Fees-Golf	-275,000	0	-275,000	-365,884.77	.00	90,884.77	133.0%
790 33012 Fees-Renta	0	0	0	-1,050.00	.00	1,050.00	100.0%
790 33024 Fees-RB/CT	-315,000	0	-315,000	-281,084.00	.00	-33,916.00	89.2%*
790 33028 Fees-Tourn	0	0	0	-36,851.97	.00	36,851.97	100.0%
790 33030 Fees-Mini	0	0	0	-25,499.99	.00	25,499.99	100.0%
790 34320 Concession	0	0	0	-28,136.84	.00	28,136.84	100.0%
790 38007 Misc-Long/	0	0	0	-39.50	.00	39.50	100.0%
790 38020 Misc-Alcoh	-200,000	0	-200,000	-171,640.00	.00	-28,360.00	85.8%*
790 38025 Misc-Golf	-150,000	0	-150,000	-343,869.52	.00	193,869.52	229.2%
790 38090 Misc-All o	0	0	0	-2,625.00	.00	2,625.00	100.0%
790 40000 Trans-IN	-50,000	0	-50,000	-50,000.00	.00	.00	100.0%
<b>TOTAL Golf Pro Shop</b>	<b>-1,048,000</b>	<b>0</b>	<b>-1,048,000</b>	<b>-1,315,586.59</b>	<b>.00</b>	<b>267,586.59</b>	<b>125.5%</b>

YEAR-TO-DATE BUDGET REPORT

FOR 2023 11							
ACCOUNTS FOR:	ORIGINAL APPROP	TRANFRS/ADJSTMTS	REVISED BUDGET	YTD ACTUAL	ENCUMBRANCES	AVAILABLE BUDGET	PCT USE/COL
790 Golf Pro Shop							
<b>79090 Golf Pro Shop</b>							
79090 61200 ConProf-Ge	43,600	0	43,600	59,491.09	3,036.24	-18,927.33	143.4%*
79090 63900 Fees-Misc	0	0	0	60.00	.00	-60.00	100.0%*
79090 64310 Ops-Golf M	150,000	167,343	317,343	286,221.88	32,346.61	-1,225.49	100.4%*
79090 64315 Ops-Golf A	100,000	8,000	108,000	78,766.05	5,057.57	24,176.38	77.6%
79090 64475 Ops-Materi	10,000	7,000	17,000	50,267.66	7,768.47	-41,036.13	341.4%*
79090 64780 Ops-Tourna	0	70,000	70,000	7,647.87	25,755.05	36,597.08	47.7%
79090 64800 Ops-Unifor	1,000	0	1,000	239.56	.00	760.44	24.0%
79090 64825 Ops-VeFuel	1,000	0	1,000	.00	.00	1,000.00	.0%
79090 65000 Maint-Buil	5,000	63,933	68,933	67,608.79	277.09	1,046.99	98.5%
79090 65050 Maint-Equi	1,000	0	1,000	314.44	.00	685.56	31.4%
79090 65550 Maint-Vehi	4,000	0	4,000	.00	.00	4,000.00	.0%
79090 66000 Empl-Dues	500	0	500	.00	.00	500.00	.0%
79090 66100 Empl-Train	1,000	0	1,000	32.26	.00	967.74	3.2%
79090 66200 Empl-Per D	1,000	0	1,000	.00	.00	1,000.00	.0%
79090 66500 Empl-Perso	1,000	0	1,000	.00	.00	1,000.00	.0%
79090 67400 Util-Telep	0	0	0	7,736.41	1,434.11	-9,170.52	100.0%*
79090 80500 Cap-Equipm	105,000	-71,276	33,724	22,657.00	9,217.92	1,849.21	94.5%
TOTAL Golf Pro Shop	424,100	245,000	669,100	581,043.01	84,893.06	3,163.93	99.5%
TOTAL Golf Pro Shop	-623,900	245,000	-378,900	-734,543.58	84,893.06	270,750.52	171.5%
TOTAL REVENUES	-1,048,000	0	-1,048,000	-1,315,586.59	.00	267,586.59	
TOTAL EXPENSES	424,100	245,000	669,100	581,043.01	84,893.06	3,163.93	



YEAR-TO-DATE BUDGET REPORT

FOR 2023 11

ACCOUNTS FOR:	ORIGINAL APPROP	TRANFRS/ ADJSTMTS	REVISED BUDGET	YTD ACTUAL	ENCUMBRANCES	AVAILABLE BUDGET	PCT USE/COL
850 NMFA-Water & Sewer							
<b>850 NMFA-Water &amp; Sewer</b>							
850 36040 Interest-M	0	0	0	-13,522.57	.00	13,522.57	100.0%
850 40000 Trans-IN	-4,108,098	-7,000,000	-11,108,098	-11,108,098.00	.00	.00	100.0%
TOTAL NMFA-Water & Sewer	-4,108,098	-7,000,000	-11,108,098	-11,121,620.57	.00	13,522.57	100.1%

YEAR-TO-DATE BUDGET REPORT

FOR 2023 11

ACCOUNTS FOR:	ORIGINAL APPROP	TRANFRS/ ADJSTMTS	REVISED BUDGET	YTD ACTUAL	ENCUMBRANCES	AVAILABLE BUDGET	PCT USE/COL
850 NMFA-Water & Sewer							
<b>85050 NMFA-Water &amp; Sewer</b>							
85050 69000 Debt-Princ	1,578,996	0	1,578,996	1,644,010.55	.00	-65,014.54	104.1%*
85050 69100 Debt-Inter	499,183	0	499,183	333,325.63	.00	165,856.91	66.8%
85050 69200 Debt-Loan	70,223	0	70,223	74,142.61	.00	-3,919.75	105.6%*
TOTAL NMFA-Water & Sewer	2,148,401	0	2,148,401	2,051,478.79	.00	96,922.62	95.5%
TOTAL NMFA-Water & Sewer	-1,959,697	-7,000,000	-8,959,697	-9,070,141.78	.00	110,445.19	101.2%
TOTAL REVENUES	-4,108,098	-7,000,000	-11,108,098	-11,121,620.57	.00	13,522.57	
TOTAL EXPENSES	2,148,401	0	2,148,401	2,051,478.79	.00	96,922.62	

YEAR-TO-DATE BUDGET REPORT

FOR 2023 11

ACCOUNTS FOR:	ORIGINAL APPROP	TRANFRS/ ADJSTMTS	REVISED BUDGET	YTD ACTUAL	ENCUMBRANCES	AVAILABLE BUDGET	PCT USE/COL
900 Permanent W&S							
<b>900 Permanent W&amp;S</b>							
900 36000 Interest-C	0	0	0	-112,600.68	.00	112,600.68	100.0%
TOTAL Permanent W&S	0	0	0	-112,600.68	.00	112,600.68	100.0%
TOTAL Permanent W&S	0	0	0	-112,600.68	.00	112,600.68	100.0%
TOTAL REVENUES	0	0	0	-112,600.68	.00	112,600.68	

YEAR-TO-DATE BUDGET REPORT

FOR 2023 11

ACCOUNTS FOR:	ORIGINAL APPROP	TRANFRS/ ADJSTMTS	REVISED BUDGET	YTD ACTUAL	ENCUMBRANCES	AVAILABLE BUDGET	PCT USE/COL
970 Gov-wide							
<b>970 Gov-wide</b>							
970 38003 Misc-Fixed	0	0	0	64,444.36	.00	-64,444.36	100.0%*
TOTAL Gov-wide	0	0	0	64,444.36	.00	-64,444.36	100.0%

YEAR-TO-DATE BUDGET REPORT

FOR 2023 11

ACCOUNTS FOR:	ORIGINAL APPROP	TRANFRS/ ADJSTMTS	REVISED BUDGET	YTD ACTUAL	ENCUMBRANCES	AVAILABLE BUDGET	PCT USE/COL
970 Gov-wide							
<b>97000 FA-Gov</b>							
97000 90300 DE-Buildin	0	0	0	1,427.42	.00	-1,427.42	100.0%*
97000 90500 DE-E&F	0	0	0	225.00	.00	-225.00	100.0%*
TOTAL FA-Gov	0	0	0	1,652.42	.00	-1,652.42	100.0%
TOTAL Gov-wide	0	0	0	66,096.78	.00	-66,096.78	100.0%
TOTAL REVENUES	0	0	0	64,444.36	.00	-64,444.36	
TOTAL EXPENSES	0	0	0	1,652.42	.00	-1,652.42	

YEAR-TO-DATE BUDGET REPORT

FOR 2023 11							
ACCOUNTS FOR:	ORIGINAL	TRANFRS/	REVISED	YTD ACTUAL	ENCUMBRANCES	AVAILABLE	PCT
980 ELEA	APPROP	ADJSTMTS	BUDGET			BUDGET	USE/COL
<b>980 ELEA</b>							
980 35900 Lease-Misc	-11,000	0	-11,000	.00	.00	-11,000.00	.0%*
980 38090 Misc-All O	-100,000	0	-100,000	-75,000.00	.00	-25,000.00	75.0%*
TOTAL ELEA	-111,000	0	-111,000	-75,000.00	.00	-36,000.00	67.6%

YEAR-TO-DATE BUDGET REPORT

FOR 2023 11

ACCOUNTS FOR:	ORIGINAL APPROP	TRANFRS/ ADJSTMTS	REVISED BUDGET	YTD ACTUAL	ENCUMBRANCES	AVAILABLE BUDGET	PCT USE/COL
980 ELEA							
<b>98080 ELEA</b>							
98080 60270 Insur-Prop	6,000	0	6,000	2,121.00	.00	3,879.00	35.4%
98080 61550 ConProf-Le	22,000	0	22,000	2,575.08	.00	19,424.92	11.7%
98080 61700 ConProf-Ou	60,000	-60,000	0	.00	.00	.00	.0%
98080 61800 ConProf-Mi	7,000	0	7,000	6,990.25	.00	9.75	99.9%
98080 61900 ConProf-Co	0	60,000	60,000	53,620.29	6,379.71	.00	100.0%
98080 63300 Fees-Publi	3,000	0	3,000	503.40	.00	2,496.60	16.8%
98080 64475 Ops-Materi	2,000	0	2,000	.00	.00	2,000.00	.0%
98080 66200 Empl-Per D	20,000	0	20,000	.00	.00	20,000.00	.0%
TOTAL ELEA	120,000	0	120,000	65,810.02	6,379.71	47,810.27	60.2%
TOTAL ELEA	9,000	0	9,000	-9,189.98	6,379.71	11,810.27	-31.2%
TOTAL REVENUES	-111,000	0	-111,000	-75,000.00	.00	-36,000.00	
TOTAL EXPENSES	120,000	0	120,000	65,810.02	6,379.71	47,810.27	

YEAR-TO-DATE BUDGET REPORT

	ORIGINAL APPROP	TRANFRS/ ADJSTMTS	REVISED BUDGET	YTD ACTUAL	ENCUMBRANCES	AVAILABLE BUDGET	PCT USE/COL
--	--------------------	----------------------	-------------------	------------	--------------	---------------------	----------------

FOR 2023 11							
GRAND TOTAL	30,748,718	9,515,688	40,264,406	-15,507,686.72	22,108,861.35	33,663,231.32	16.4%

\*\* END OF REPORT - Generated by Melissa Salcido \*\*



## **13. Check Register for Current Period ONLY**

City of Carlsbad  
Check Register  
May 2023

VENDOR	NAME	NAME2	DBA	CITY	STATE	P.O.	CHECK NO	INVOICE NET	INVOICE DESCRIPTION	CHECK DATE
12830	4 ELEMENTS AUTOMOTIVE	DIESEL REPAIR		CARLSBAD	NM	22306440	1001384	387.07	Accelerates on its own #14001	5/12/2023
12830	4 ELEMENTS AUTOMOTIVE	DIESEL REPAIR		CARLSBAD	NM	22306509	1001384	582.84	A/C wont work #12104	5/12/2023
12830	4 ELEMENTS AUTOMOTIVE	DIESEL REPAIR		CARLSBAD	NM	22306473	1001384	411.99	Idling issues #14818	5/12/2023
12830	4 ELEMENTS AUTOMOTIVE	DIESEL REPAIR		CARLSBAD	NM	22306467	1001384	2,122.18	Steering messed up on #11373	5/12/2023
12830	4 ELEMENTS AUTOMOTIVE	DIESEL REPAIR		CARLSBAD	NM	22306834	1001428	210.85	#14196 Vents not working	5/19/2023
12830	4 ELEMENTS AUTOMOTIVE	DIESEL REPAIR		CARLSBAD	NM	22306802	1001465	348.04	#11373 Jeep turns off on its own	5/26/2023
7558	4 RIVERS EQUIPMENT	4 RIVERS HOLDINGS LLC		GREELEY	CO	22306018	1001353	1,030.50	Diag/Repair John Deere Backhoe	5/5/2023
2358	4IMPRINT INC.			CHICAGO	IL	22306398	312689	2,065.76	city caps for crews see notes various depts	5/19/2023
2358	4IMPRINT INC.			CHICAGO	IL	22306749	312893	2,491.84	10x10 canopy	5/31/2023
1265	5280 PUBLISHING, INC			DENVER	CO	22300933	312570	2,630.00	Tourism 2022-23 year Ads	5/12/2023
1265	5280 PUBLISHING, INC			DENVER	CO	22300933	1001429	500.00	Tourism 2022-23 year Ads	5/19/2023
835	535 GROUP LLC			MCLEAN	VA	22300093	1001386	5,000.00	Annual Lobbying Services	5/12/2023
417	90 DEGREE BENEFITS			LUBBOCK	TX	405775	103,059.56	Admin Fees	5/5/2023	
1255	ABAE PARTNERS LLC		PRINT BY DESIGN	CARLSBAD	NM	22306712	312894	80.73	advertising	5/31/2023
1566	ACTIVITY ADVISORS, INC		CACTUS BINGO SUPPLY, LLC	PHOENIX	AZ	22306337	312595	566.56	BINGO SUPPLIES	5/12/2023
1001	ACUSHNET COMPANY			BOSTON	MA	22304284	312571	52.50	Titleist Pre-Book 2023 Season	5/12/2023
1001	ACUSHNET COMPANY			BOSTON	MA	22306282	312571	1,204.90	PROC Tournament Order	5/12/2023
1001	ACUSHNET COMPANY			BOSTON	MA	22306418	312572	513.36	PROC Tournament Order	5/12/2023
1001	ACUSHNET COMPANY			BOSTON	MA	22304284	312781	437.99	Titleist Pre-Book 2023 Season	5/26/2023
1001	ACUSHNET COMPANY			BOSTON	MA	22304284	312781	252.00	Titleist Pre-Book 2023 Season	5/26/2023
1001	ACUSHNET COMPANY			BOSTON	MA	22304284	312781	138.00	Titleist Pre-Book 2023 Season	5/26/2023
1001	ACUSHNET COMPANY			BOSTON	MA	22304284	312781	139.50	Titleist Pre-Book 2023 Season	5/26/2023
1001	ACUSHNET COMPANY			BOSTON	MA	22306243	312781	649.00	Pro Shop Merchandise	5/26/2023
1001	ACUSHNET COMPANY			BOSTON	MA	22306243	312781	1,515.60	Pro Shop Merchandise	5/26/2023
1005	ADIDAS AMERICA, INC.			PORTLAND	OR	22302989	312573	213.48	Pro Shop Apparel(Adidas)	5/12/2023
1005	ADIDAS AMERICA, INC.			PORTLAND	OR	22302989	312573	654.36	Pro Shop Apparel(Adidas)	5/12/2023
64	ADMIN OFFICE OF THE COURTS			SANTA FE	NM		312690	5,421.00	Fees collected in April 2023	5/19/2023
1033	ADMIRAL BEVERAGE CORP			ALBUQUERQUE	NM	22306269	312474	2,342.52	Alcohol for Pro Shop	5/5/2023
1033	ADMIRAL BEVERAGE CORP			ALBUQUERQUE	NM	22306518	312574	1,534.04	Alcohol for Pro Shop	5/12/2023
1033	ADMIRAL BEVERAGE CORP			ALBUQUERQUE	NM	22306636	312782	195.00	Alcohol for Pro Shop	5/26/2023
1033	ADMIRAL BEVERAGE CORP			ALBUQUERQUE	NM	22306636	312782	2,047.60	Alcohol for Pro Shop	5/26/2023
1033	ADMIRAL BEVERAGE CORP			ALBUQUERQUE	NM	22306711	312782	1,925.76	PROC Alcohol Order	5/26/2023
11959	ADRIAN GONZALES			CARLSBAD	NM		312783	795.00	Travel to Lubbock-PD	5/26/2023
14039	ADRIAN R RODRIGUEZ			CARLSBAD	NM		312575	20.00	Travel to Abq-PD	5/12/2023
11317	ADVANCE AUTO PARTS	GENERAL PARTS DISTRIBUTION LLC		RALEIGH	NC	22306371	312475	169.02	E-3 Filters	5/5/2023
11317	ADVANCE AUTO PARTS	GENERAL PARTS DISTRIBUTION LLC		RALEIGH	NC	22306390	312576	11.40	E-3 Water leak parts	5/12/2023
11317	ADVANCE AUTO PARTS	GENERAL PARTS DISTRIBUTION LLC		RALEIGH	NC	22306465	312576	161.45	2006 Rear AC parts	5/12/2023
11317	ADVANCE AUTO PARTS	GENERAL PARTS DISTRIBUTION LLC		RALEIGH	NC	22306601	312576	10.48	D-2 Oil filters	5/12/2023
11317	ADVANCE AUTO PARTS	GENERAL PARTS DISTRIBUTION LLC		RALEIGH	NC	22306654	312576	72.60	1811 Harley oil filters and oil	5/12/2023
11317	ADVANCE AUTO PARTS	GENERAL PARTS DISTRIBUTION LLC		RALEIGH	NC	22300714	312691	236.46	HOSE AND FITTING NEEDED TO REPAIR VARIOUS SW UNITS	5/19/2023
11317	ADVANCE AUTO PARTS	GENERAL PARTS DISTRIBUTION LLC		RALEIGH	NC	22300714	312691	196.04	HOSE AND FITTING NEEDED TO REPAIR VARIOUS SW UNITS	5/19/2023
11317	ADVANCE AUTO PARTS	GENERAL PARTS DISTRIBUTION LLC		RALEIGH	NC	22306089	312691	25.12	HOSE AND FITTING NEEDED TO REPAIR VARIOUS SW UNITS	5/19/2023
11317	ADVANCE AUTO PARTS	GENERAL PARTS DISTRIBUTION LLC		RALEIGH	NC	22306350	312691	500.51	E-3 Wheel seal and brakes	5/19/2023
11317	ADVANCE AUTO PARTS	GENERAL PARTS DISTRIBUTION LLC		RALEIGH	NC	22305037	312691	652.99	RED COOLANT FOR SW UNITS	5/19/2023
11317	ADVANCE AUTO PARTS	GENERAL PARTS DISTRIBUTION LLC		RALEIGH	NC	22305579	312691	7.72	SPARK PLUGS FOR PARKS CHAIN SAW	5/19/2023
11317	ADVANCE AUTO PARTS	GENERAL PARTS DISTRIBUTION LLC		RALEIGH	NC	22305670	312691	11.06	IGNITION SWITCH FOR ST #9128	5/19/2023

City of Carlsbad  
Check Register  
May 2023

VENDOR	NAME	NAME2	DBA	CITY	STATE	P.O.	CHECK NO	INVOICE NET	INVOICE DESCRIPTION	CHECK DATE
11317	ADVANCE AUTO PARTS	GENERAL PARTS DISTRIBUTION LLC		RALEIGH	NC	22306773	312691	168.68	E-6 Air and fuel filter	5/19/2023
11317	ADVANCE AUTO PARTS	GENERAL PARTS DISTRIBUTION LLC		RALEIGH	NC	22306863	312784	1,435.17	RESTOCK FOR P/D & F/D(TH)	5/26/2023
11317	ADVANCE AUTO PARTS	GENERAL PARTS DISTRIBUTION LLC		RALEIGH	NC	22304477	312784	2,043.72	HYD 46 NEEDED FOR SW UNITS	5/26/2023
11317	ADVANCE AUTO PARTS	GENERAL PARTS DISTRIBUTION LLC		RALEIGH	NC	22306978	312895	386.20	RESTOCK FOR F/D(TH)	5/31/2023
61	ADVANCED COMMUNICATIONS &	ELECTRONICS INC		ALBUQUERQUE	NM	22303852	312577	116,994.77	Zetron System	5/12/2023
11012	ADVANCED PEST AND WEED	MANAGEMENT LLC		CARLSBAD	NM	22301854	1001354	48.38	PEST CONTROL SERVICE WATER & W	5/5/2023
11012	ADVANCED PEST AND WEED	MANAGEMENT LLC		CARLSBAD	NM	22300072	1001355	48.38	FY 2023 - Pest Control Service	5/5/2023
11012	ADVANCED PEST AND WEED	MANAGEMENT LLC		CARLSBAD	NM	22300600	1001355	48.38	Pest Control Services All Stations	5/5/2023
11012	ADVANCED PEST AND WEED	MANAGEMENT LLC		CARLSBAD	NM	22301780	1001355	64.51	pest control services	5/5/2023
11012	ADVANCED PEST AND WEED	MANAGEMENT LLC		CARLSBAD	NM	22300491	1001387	48.38	Pest Control Services for July	5/12/2023
11012	ADVANCED PEST AND WEED	MANAGEMENT LLC		CARLSBAD	NM	22300491	1001387	48.38	Pest Control Services for July	5/12/2023
11012	ADVANCED PEST AND WEED	MANAGEMENT LLC		CARLSBAD	NM	22304163	1001387	161.28	Mice Control	5/12/2023
11012	ADVANCED PEST AND WEED	MANAGEMENT LLC		CARLSBAD	NM	22300523	1001387	48.38	FY23 Pest Control Services	5/12/2023
11012	ADVANCED PEST AND WEED	MANAGEMENT LLC		CARLSBAD	NM	22300265	1001387	69.89	Annual Pest Control Services at WWTP	5/12/2023
11012	ADVANCED PEST AND WEED	MANAGEMENT LLC		CARLSBAD	NM	22300166	1001387	48.38	FY23 Pest Control Service for	5/12/2023
11012	ADVANCED PEST AND WEED	MANAGEMENT LLC		CARLSBAD	NM	22301091	1001387	134.40	Pest Control Services	5/12/2023
11012	ADVANCED PEST AND WEED	MANAGEMENT LLC		CARLSBAD	NM	22301091	1001387	215.04	Pest Control Services	5/12/2023
11012	ADVANCED PEST AND WEED	MANAGEMENT LLC		CARLSBAD	NM	22300424	1001387	64.51	FY23 Pest Control Service for	5/12/2023
11012	ADVANCED PEST AND WEED	MANAGEMENT LLC		CARLSBAD	NM	22300072	1001387	64.51	FY 2023 - Pest Control Service	5/12/2023
11012	ADVANCED PEST AND WEED	MANAGEMENT LLC		CARLSBAD	NM	22302366	1001387	48.38	FY23 Pest control services	5/12/2023
11012	ADVANCED PEST AND WEED	MANAGEMENT LLC		CARLSBAD	NM	22300652	1001387	48.38	Pest Control 2022-2023	5/12/2023
11012	ADVANCED PEST AND WEED	MANAGEMENT LLC		CARLSBAD	NM	22301854	1001430	48.38	PEST CONTROL SERVICE WATER & W	5/19/2023
11012	ADVANCED PEST AND WEED	MANAGEMENT LLC		CARLSBAD	NM	22301780	1001431	48.38	pest control services	5/19/2023
11012	ADVANCED PEST AND WEED	MANAGEMENT LLC		CARLSBAD	NM	22300296	1001431	48.38	PEST CONTROL SERVICE FY22-23	5/19/2023
11012	ADVANCED PEST AND WEED	MANAGEMENT LLC		CARLSBAD	NM	22300600	1001431	48.38	Pest Control Services All Stations	5/19/2023
11012	ADVANCED PEST AND WEED	MANAGEMENT LLC		CARLSBAD	NM	22300600	1001431	48.38	Pest Control Services All Stations	5/19/2023
11012	ADVANCED PEST AND WEED	MANAGEMENT LLC		CARLSBAD	NM	22305153	1001431	129.02	Station 6 Rodent Issue	5/19/2023
11012	ADVANCED PEST AND WEED	MANAGEMENT LLC		CARLSBAD	NM	22300032	1001431	48.38	Pest control services for FY: July 2022-June 2023	5/19/2023
11012	ADVANCED PEST AND WEED	MANAGEMENT LLC		CARLSBAD	NM	22300127	1001431	48.38	Pest Control for FY: July 2022	5/19/2023
11012	ADVANCED PEST AND WEED	MANAGEMENT LLC		CARLSBAD	NM	22300057	1001431	48.38	Annual pest control fy 7/22-7	5/19/2023
11012	ADVANCED PEST AND WEED	MANAGEMENT LLC		CARLSBAD	NM	22300072	1001466	48.38	FY 2023 - Pest Control Service	5/26/2023
11012	ADVANCED PEST AND WEED	MANAGEMENT LLC		CARLSBAD	NM	22301780	1001466	64.51	pest control services	5/26/2023
11012	ADVANCED PEST AND WEED	MANAGEMENT LLC		CARLSBAD	NM	22300600	1001466	193.54	Pest Control Services All Stations	5/26/2023
11012	ADVANCED PEST AND WEED	MANAGEMENT LLC		CARLSBAD	NM	22305215	1001466	161.28	Station 1 Rodent Issue	5/26/2023
11012	ADVANCED PEST AND WEED	MANAGEMENT LLC		CARLSBAD	NM	22300600	1001466	48.38	Pest Control Services All Stations	5/26/2023
11012	ADVANCED PEST AND WEED	MANAGEMENT LLC		CARLSBAD	NM	22300798	1001466	48.38	Pest control for Transit Bldng	5/26/2023
11012	ADVANCED PEST AND WEED	MANAGEMENT LLC		CARLSBAD	NM	22301854	1001495	48.38	PEST CONTROL SERVICE WATER & W	5/31/2023
11620	AES INC.	AQUATIC ENVIRONMENTAL SYSTEMS INC		TEMPE	AZ	22306012	312785	969.00	Pallet of Cyanuric Acid (Sunscreen)	5/26/2023
78	ALBERTSON'S #907			AMARILLO	TX	22306237	312476	111.77	Pro Shop Supplies	5/5/2023
78	ALBERTSON'S #907			AMARILLO	TX	22306022	312476	130.97	Hall Of Fame Event Refreshments	5/5/2023
78	ALBERTSON'S #907			AMARILLO	TX	22306242	312476	10.76	supplies for patrons /rec events	5/5/2023
78	ALBERTSON'S #907			AMARILLO	TX	22306237	312578	512.90	Pro Shop Supplies	5/12/2023
78	ALBERTSON'S #907			AMARILLO	TX	22306708	312692	38.97	Refreshments for Mayor's event	5/19/2023
78	ALBERTSON'S #907			AMARILLO	TX	22306671	312692	75.39	Supplies for Mayors event (Steve Stucker )	5/19/2023
78	ALBERTSON'S #907			AMARILLO	TX	22306708	312692	270.94	Refreshments for Mayor's event	5/19/2023
78	ALBERTSON'S #907			AMARILLO	TX	22306577	312692	208.90	MOTHER'S DAY TEA FOOD ITEMS	5/19/2023

City of Carlsbad  
 Check Register  
 May 2023

VENDOR	NAME	NAME2	DBA	CITY	STATE	P.O.	CHECK NO	INVOICE NET	INVOICE DESCRIPTION	CHECK DATE
78	ALBERTSON'S #907			AMARILLO	TX	22306576	312692	194.51	supplies for patrons /rec eventss	5/19/2023
78	ALBERTSON'S #907			AMARILLO	TX	22306237	312692	191.61	Pro Shop Supplies	5/19/2023
78	ALBERTSON'S #907			AMARILLO	TX	22306870	312786	224.71	community event decorations	5/26/2023
78	ALBERTSON'S #907			AMARILLO	TX	22306926	312896	220.77	Concessions- case of water	5/31/2023
9833	ALEX LUNA			CARLSBAD	NM		312787	273.84	Travel to Ft Worth	5/26/2023
9833	ALEX LUNA			CARLSBAD	NM		312787	59.00	Travel to Emmitsburg MD-FD	5/26/2023
806	ALK INC			ARTESIA	NM	22305224	312579	1,953.99	New lock on door	5/12/2023
806	ALK INC			ARTESIA	NM	22306548	312788	161.66	RE-KEY LOCKS	5/26/2023
12684	ALL AMERICAN BOOT MFG INC			SUN VALLEY	CA	22305611	312693	550.00	Motorcycle Boots - McPherson	5/19/2023
10	ALL CITY MANAGEMENT SERVICES INC			LOS ANGELES	CA	22300091	1001356	7,524.33	FY 2023 - Crossing Guard Contract	5/5/2023
10	ALL CITY MANAGEMENT SERVICES INC			LOS ANGELES	CA	22300091	1001432	8,211.49	FY 2023 - Crossing Guard Contract	5/19/2023
948	ALPHA-PURE SERVICES			CARLSBAD	NM	22306602	312580	3,916.66	Will Merchant Maintenance & Management	5/12/2023
1992	AMERICAN ASSOC STATE & LOCAL HISTORY			NASHVILLE	TN	22300230	312581	118.00	annual membership AASLH 2022-23 #395040	5/12/2023
10052	AMERICAN MEDICAL GROUP			HOBBS	NM	22305306	312582	234.71	Pre-employment DOT Drug Screen	5/12/2023
15789	AMPARO VASQUEZ			CARLSBAD	NM		312789	20.00	Travel to Ruidoso-Alejandro Ruiz SC	5/26/2023
15744	ANDRES RUIZ			CARLSBAD	NM		312583	214.00	Travel to El Paso-FD	5/12/2023
224	ANGEL ARMOR LLC			FORT COLLINS	CO	22305920	1001388	3,639.00	CSO Body Armor	5/12/2023
10802	ANGELO AMALLA			CARLSBAD	NM		312897	92.88	Travel to El Paso-Garage	5/31/2023
419	ANTHONY BRICENO			CARLSBAD	NM		312790	18.00	Travel to Roswell	5/26/2023
419	ANTHONY BRICENO			CARLSBAD	NM		312790	18.00	Travel to Roswell	5/26/2023
419	ANTHONY BRICENO			CARLSBAD	NM		312790	18.00	Travel to Roswell	5/26/2023
9692	ANTONIO BACA			CARLSBAD	NM		312791	795.00	Travel to Lubbock-PD	5/26/2023
251	APSCO INC			ALAMOGORDO	NM	22306117	1001467	550.67	FUEL PUMP & CARB FOR RRC #12767	5/26/2023
544	ARAMARK UNIFORM & CAREER APPAREL GROUP			PASADENA	CA	22300022	1001357	61.92	Est. serv. carpets and shop to	5/5/2023
544	ARAMARK UNIFORM & CAREER APPAREL GROUP			PASADENA	CA	22300022	1001357	127.89	Est. serv. carpets and shop to	5/5/2023
544	ARAMARK UNIFORM & CAREER APPAREL GROUP			PASADENA	CA	22302473	1001358	131.03	FY23 Monthly Carpet Cleaning for Civic Center	5/5/2023
544	ARAMARK UNIFORM & CAREER APPAREL GROUP			PASADENA	CA	22300425	1001389	88.66	FY23 Monthly Carpet Cleaning f	5/12/2023
544	ARAMARK UNIFORM & CAREER APPAREL GROUP			PASADENA	CA	22305485	1001389	42.02	Annual Rag & Rug Service Jan-June 2023	5/12/2023
544	ARAMARK UNIFORM & CAREER APPAREL GROUP			PASADENA	CA	22302473	1001390	131.03	FY23 Monthly Carpet Cleaning for Civic Center	5/12/2023
544	ARAMARK UNIFORM & CAREER APPAREL GROUP			PASADENA	CA	22300022	1001434	61.92	Est. serv. carpets and shop to	5/19/2023
544	ARAMARK UNIFORM & CAREER APPAREL GROUP			PASADENA	CA	22300425	1001468	88.66	FY23 Monthly Carpet Cleaning city hall	5/26/2023
544	ARAMARK UNIFORM & CAREER APPAREL GROUP			PASADENA	CA	22305485	1001468	42.02	Annual Rag & Rug Service Jan-June 2023	5/26/2023
544	ARAMARK UNIFORM & CAREER APPAREL GROUP			PASADENA	CA	22302473	1001469	131.03	FY23 Monthly Carpet Cleaning for Civic Center	5/26/2023
360	ARTESIA FIRE EQUIPMT, INC			ARTESIA	NM	22304792	1001391	1,092.10	a-6 foam system valve	5/12/2023
391	AT&T CORPORATION			ATLANTA	GA	22300280	312694	1,041.27	account#0191917758001	5/19/2023
391	AT&T CORPORATION			ATLANTA	GA	22301051	312792	205.96	account#0505444232001	5/26/2023
1274	AUSTIN LINKER			CARLSBAD	NM		312477	20.00	Travel to Roswell-FD	5/5/2023
1274	AUSTIN LINKER			CARLSBAD	NM		312793	20.00	Travel to Roswell-FD	5/26/2023
1274	AUSTIN LINKER			CARLSBAD	NM		312793	20.00	Travel to Roswell-FD	5/26/2023
438	BAKER UTILITY SUPPLY CORP			ALBUQUERQUE	NM	22305872	312584	324.18	Restock inventory	5/12/2023
438	BAKER UTILITY SUPPLY CORP			ALBUQUERQUE	NM	22304525	312584	62.36	Restock inventory	5/12/2023
438	BAKER UTILITY SUPPLY CORP			ALBUQUERQUE	NM	22306075	312584	282.00	Repair CR-10 @ DE	5/12/2023
438	BAKER UTILITY SUPPLY CORP			ALBUQUERQUE	NM	22306139	312584	2,037.52	NEED FOR JOB, TRUCK COMING IN AM	5/12/2023
438	BAKER UTILITY SUPPLY CORP			ALBUQUERQUE	NM	22306133	312584	1,056.92	Restock Hymax	5/12/2023
438	BAKER UTILITY SUPPLY CORP			ALBUQUERQUE	NM	22306181	312584	5,352.39	Restock inventory	5/12/2023
438	BAKER UTILITY SUPPLY CORP			ALBUQUERQUE	NM	22306306	312695	282.24	inventory	5/19/2023

City of Carlsbad  
Check Register  
May 2023

VENDOR	NAME	NAME2	DBA	CITY	STATE	P.O.	CHECK NO	INVOICE NET	INVOICE DESCRIPTION	CHECK DATE
438	BAKER UTILITY SUPPLY CORP			ALBUQUERQUE	NM	22304798	312794	1,510.11	Restock FCC	5/26/2023
438	BAKER UTILITY SUPPLY CORP			ALBUQUERQUE	NM	22306478	312898	2,016.30	Restock inventory	5/31/2023
438	BAKER UTILITY SUPPLY CORP			ALBUQUERQUE	NM	22306675	312898	5,352.39	Restock Hymax	5/31/2023
1412	BEAR PAW EMBROIDERY & SAFETY LLC			CARLSBAD	NM	22306329	312478	350.16	City Shirts for Executive Department	5/5/2023
1412	BEAR PAW EMBROIDERY & SAFETY LLC			CARLSBAD	NM	22303130	312585	127.68	CSA Embroidery	5/12/2023
1412	BEAR PAW EMBROIDERY & SAFETY LLC			CARLSBAD	NM	22305606	312585	2,015.92	Jackets for Com Service	5/12/2023
1412	BEAR PAW EMBROIDERY & SAFETY LLC			CARLSBAD	NM	22305605	312585	2,340.55	JACKETS FOR STREET DEPT	5/12/2023
1412	BEAR PAW EMBROIDERY & SAFETY LLC			CARLSBAD	NM	22306552	312696	230.22	uniforms	5/19/2023
1412	BEAR PAW EMBROIDERY & SAFETY LLC			CARLSBAD	NM	22306662	312795	132.63	new hire uniform	5/26/2023
458	BENMARK SUPPLY CO., INC.			MIDLAND	TX	22306307	1001392	2,499.90	Restock boxes	5/12/2023
458	BENMARK SUPPLY CO., INC.			MIDLAND	TX	22306339	1001392	2,307.60	Vendor found alternate box, we are out of stock	5/12/2023
458	BENMARK SUPPLY CO., INC.			MIDLAND	TX	22306534	1001392	4,869.20	DE Waterline failure/Vendor has in stock NEED ASAP	5/12/2023
458	BENMARK SUPPLY CO., INC.			MIDLAND	TX	22306747	1001435	2,484.30	Restock boxes/lids	5/19/2023
1576	BIANCA GUTIERREZ			CARLSBAD	NM	312586	102.34	102.34	Travel to Las Cruces-PD	5/12/2023
10229	BIBLIOTHECA, LLC			ATLANTA	GA	22306977	312796	1,855.70	RFID workstation	5/26/2023
910	BIG 5 SPORTING GOODS			EL SEGUNDO	CA	22306327	312587	651.95	equipment patron use	5/12/2023
910	BIG 5 SPORTING GOODS			EL SEGUNDO	CA	22306308	312587	139.00	exercise equipment	5/12/2023
462	BIG STATE INDUSTRIAL SUPPLY INC			RIVERSIDE	CA	22306118	1001360	2,302.08	paint to mark water & sewer line locates	5/5/2023
462	BIG STATE INDUSTRIAL SUPPLY INC			RIVERSIDE	CA	22306255	1001437	2,327.40	wipes & towels for service crews/summer PPE	5/19/2023
510	BLAINE INDUSTRIAL SUPPLY			LUBBOCK	TX	22306262	312589	236.64	Janitorial Supplies	5/12/2023
510	BLAINE INDUSTRIAL SUPPLY			LUBBOCK	TX	22306283	312589	438.83	janitorial supplies for ProShop/C Cordova	5/12/2023
510	BLAINE INDUSTRIAL SUPPLY			LUBBOCK	TX	22305472	312589	149.25	liners for dept use/janitorial closet	5/12/2023
510	BLAINE INDUSTRIAL SUPPLY			LUBBOCK	TX	22306641	312798	508.16	stock paper goods for water dept	5/26/2023
1028	BOARD OF VETERINARY MEDICINE			ALBUQUERQUE	NM	22306245	312590	100.00	Euthanasia License - EFlorez	5/12/2023
545	BOB TURNER'S FORD COUNTRY		POWER FORD	ALBUQUERQUE	NM	22304890	312479	97,444.00	2022 F250's for electrical w/service beds	5/5/2023
545	BOB TURNER'S FORD COUNTRY		POWER FORD	ALBUQUERQUE	NM	22301439	312479	45,915.00	Truck for Airport Manager	5/5/2023
545	BOB TURNER'S FORD COUNTRY		POWER FORD	ALBUQUERQUE	NM	22301440	312479	45,915.00	Truck for Golf Superintendent	5/5/2023
545	BOB TURNER'S FORD COUNTRY		POWER FORD	ALBUQUERQUE	NM	22301459	312799	45,915.00	Ford F150 xl	5/26/2023
10074	BOBCAT AUTO AND DETAIL	AYE CHIHUAHUA		CARLSBAD	NM	22306521	312591	139.78	Detail for Finance car	5/12/2023
1053	BOKF, NA			ALBUQUERQUE	NM	22306624	312592	862.00	Escrow Agent Fees	5/12/2023
1053	BOKF, NA			ALBUQUERQUE	NM	22306624	312592	862.00	Escrow Agent Fees	5/12/2023
1358	BPOE LODGE #1558			CARLSBAD	NM	22304910	312617	357.00	Elks 2023 Tournament Food	5/12/2023
1536	BRADLEY S WOOTTON		REAL TIME AUTOMATION, LLC	HOBBS	NM	22305424	312868	420.00	PLC loop primary lift station	5/26/2023
1536	BRADLEY S WOOTTON		REAL TIME AUTOMATION, LLC	HOBBS	NM	22305424	312868	3,255.00	PLC loop primary lift station	5/26/2023
1536	BRADLEY S WOOTTON		REAL TIME AUTOMATION, LLC	HOBBS	NM	22306916	312868	420.00	programming at primary lift station	5/26/2023
6919	BRADY INDUSTRIES OF NM			LAS VEGAS	NV	22304628	312480	746.92	janitorial supplies for sportsplex & golf maintsho	5/5/2023
6919	BRADY INDUSTRIES OF NM			LAS VEGAS	NV	22306320	312593	316.86	Janitorial Supplies	5/12/2023
6919	BRADY INDUSTRIES OF NM			LAS VEGAS	NV	22306287	312593	211.27	stock paper goods see notes	5/12/2023
580	BRANDON INDUSTRIES, INC.			MCKINNEY	TX	22306393	1001394	342.00	replace globes on lights #21 & 23	5/12/2023
610	BREWER OIL CO.			ARTESIA	NM	22306155	312481	2,464.56	RESTOCK FOR ALL P/D UNIT	5/5/2023
13382	BRIAN MCCARTY			BLOOMFIELD	NM	312899	507.00	507.00	Travel to Las Cruces-PD	5/31/2023
742	BRIDGEPAY NETWORK SOLUTIONS			MAITLAND	FL	22300392	1001395	287.80	Processing Fees FY 23	5/12/2023
616	BRININSTOOL EQUIPMENT SALES INC		BES SUPPLY STORE	CARLSBAD	NM	22306394	1001359	127.96	ant killer & paint for crews/S Garcia	5/5/2023
616	BRININSTOOL EQUIPMENT SALES INC		BES SUPPLY STORE	CARLSBAD	NM	22306422	1001393	31.38	cleaner for truck/electrolytes for crews/R Carrill	5/12/2023
616	BRININSTOOL EQUIPMENT SALES INC		BES SUPPLY STORE	CARLSBAD	NM	22306428	1001393	79.92	104290 Respirator Filters P100 3M Transit Mechani	5/12/2023
616	BRININSTOOL EQUIPMENT SALES INC		BES SUPPLY STORE	CARLSBAD	NM	22306578	1001393	110.97	hitch locks for trailers	5/12/2023

City of Carlsbad  
Check Register  
May 2023

VENDOR	NAME	NAME2	DBA	CITY	STATE	P.O.	CHECK NO	INVOICE NET	INVOICE DESCRIPTION	CHECK DATE
616	BRININSTOOL EQUIPMENT SALES INC		BES SUPPLY STORE	CARLSBAD	NM	22306579	1001393	184.75	Shop Supplies	5/12/2023
616	BRININSTOOL EQUIPMENT SALES INC		BES SUPPLY STORE	CARLSBAD	NM	22306606	1001436	5.99	fitting for chopsaw	5/19/2023
616	BRININSTOOL EQUIPMENT SALES INC		BES SUPPLY STORE	CARLSBAD	NM	22306326	1001436	699.50	FLOOR DRY NEEDED FOR VARIOUS JOBS IN GARAGE SHOP	5/19/2023
616	BRININSTOOL EQUIPMENT SALES INC		BES SUPPLY STORE	CARLSBAD	NM	22306642	1001436	494.56	Tyvek coveralls for EMS responses	5/19/2023
616	BRININSTOOL EQUIPMENT SALES INC		BES SUPPLY STORE	CARLSBAD	NM	22306676	1001436	1,702.78	tool boxes	5/19/2023
616	BRININSTOOL EQUIPMENT SALES INC		BES SUPPLY STORE	CARLSBAD	NM	22306777	1001436	39.98	caution tape to mark hazard areas/J Asbury	5/19/2023
616	BRININSTOOL EQUIPMENT SALES INC		BES SUPPLY STORE	CARLSBAD	NM	22306762	1001436	101.98	rags & grease for various jobs / A Lara	5/19/2023
616	BRININSTOOL EQUIPMENT SALES INC		BES SUPPLY STORE	CARLSBAD	NM	22306819	1001436	111.96	Tire Gauge Truck	5/19/2023
616	BRININSTOOL EQUIPMENT SALES INC		BES SUPPLY STORE	CARLSBAD	NM	22306820	1001470	46.98	rags, wipes for maint shop shop/Andrew	5/26/2023
616	BRININSTOOL EQUIPMENT SALES INC		BES SUPPLY STORE	CARLSBAD	NM	22306882	1001470	22.99	vest for employee/ M Biscaino	5/26/2023
616	BRININSTOOL EQUIPMENT SALES INC		BES SUPPLY STORE	CARLSBAD	NM	22306643	1001470	758.14	stock water dept backup inventory	5/26/2023
616	BRININSTOOL EQUIPMENT SALES INC		BES SUPPLY STORE	CARLSBAD	NM	22306929	1001470	1,612.98	Fueling equip for Tatum job	5/26/2023
616	BRININSTOOL EQUIPMENT SALES INC		BES SUPPLY STORE	CARLSBAD	NM	22307024	1001496	773.99	# 2845-20 Carry on Power Supply Milwaukee 1800	5/31/2023
652	BROWNING GARAGE DOORS LLC			CARLSBAD	NM	22300531	1001396	306.43	Garage Door Maintenance and Repairs July 22-June 2	5/12/2023
652	BROWNING GARAGE DOORS LLC			CARLSBAD	NM	22306395	1001396	401.92	Garage door maintenance	5/12/2023
652	BROWNING GARAGE DOORS LLC			CARLSBAD	NM	22300531	1001438	462.44	Garage Door Maintenance and Repairs July 22-June 2	5/19/2023
10865	BRUCKNER TRUCK SALES INC			BIRMINGHAM	AL	22305902	312698	2,037.56	STEP ASSY FOR SW #977	5/19/2023
10865	BRUCKNER TRUCK SALES INC			BIRMINGHAM	AL	22306163	312698	118.75	IDLER ASSY, SEAL, & KIT FOR SW #16355	5/19/2023
10865	BRUCKNER TRUCK SALES INC			BIRMINGHAM	AL	22306334	312698	1,321.40	SHIFT SOLENOID/ACTUATOR FOR ST TYMCO #16556	5/19/2023
10865	BRUCKNER TRUCK SALES INC			BIRMINGHAM	AL	22306106	312698	1,587.53	WINDSHIELD & GASKET FOR SW #16706	5/19/2023
11562	BRYAN CABRIALES			CARLSBAD	NM		312482	20.00	Travel to Roswell-FD	5/5/2023
11562	BRYAN CABRIALES			CARLSBAD	NM		312800	20.00	Travel to Roswell-FD	5/26/2023
11562	BRYAN CABRIALES			CARLSBAD	NM		312800	20.00	Travel to Roswell-FD	5/26/2023
10683	BSK ASSOCIATES			FRESNO	CA	22304372	312483	1,112.00	EPA's UCMR - 5 Study	5/5/2023
662	BSN SPORTS LLC			DALLAS	TX	22306580	312699	1,863.76	Materials and Supplies for the Sports Complex	5/19/2023
662	BSN SPORTS LLC			DALLAS	TX	22304684	312801	1,166.03	FITNESS SUPPLIES FOR CLASSES AT NMSRC	5/26/2023
1508	BSTK LLC		BSTK STUDIO	CARLSBAD	NM	22306217	312484	2,567.06	Cashier Remodel Design	5/5/2023
13343	BTE BODY COMPANY			IRVING	TX	22305780	312700	1,567.73	HYD CYLINDER FOR SW #15396	5/19/2023
13343	BTE BODY COMPANY			IRVING	TX	22306336	312700	1,027.43	BODY VALVE WIRING HARNESS FOR SW 15394	5/19/2023
13343	BTE BODY COMPANY			IRVING	TX	22306241	312700	5,633.14	BEARINGS, PINS & PUMP FOR SW 15396 SOLE SOURCE	5/19/2023
1531	BUILT CONCRETE CONTRUCTION, LLC			CARLSBAD	NM	22305533	312594	5,400.00	Concrete Footer Work for Transit shop 4-post lift	5/12/2023
1003	CALLAWAY GOLF SALES CO.			CARLSBAD	CA	22304738	312596	195.18	Callaway Pre-Book 2023 Season	5/12/2023
1003	CALLAWAY GOLF SALES CO.			CARLSBAD	CA	22305827	312596	171.10	Pro Shop Merchandise	5/12/2023
1003	CALLAWAY GOLF SALES CO.			CARLSBAD	CA	22305827	312596	195.18	Pro Shop Merchandise	5/12/2023
507	CANDOR TIRES LLC	BIG O TIRES		CARLSBAD	NM	22305975	312588	206.61	Annual PO 2 Transit oil chg/service 4/23 thru 6/2	5/12/2023
507	CANDOR TIRES LLC	BIG O TIRES		CARLSBAD	NM	22305975	312697	87.63	Annual PO 2 Transit oil chg/service 4/23 thru 6/2	5/19/2023
507	CANDOR TIRES LLC	BIG O TIRES		CARLSBAD	NM	22305975	312697	87.63	Annual PO 2 Transit oil chg/service 4/23 thru 6/2	5/19/2023
507	CANDOR TIRES LLC	BIG O TIRES		CARLSBAD	NM	22305975	312797	87.63	Annual PO 2 Transit oil chg/service 4/23 thru 6/2	5/26/2023
11294	CANNON COCHRAN MANAGEMENT	SERVICES INC		INDIANAPOLIS	IN	22302324	312701	2,355.42	Management of Workers Comp claims	5/19/2023
881	CAPROCK WATER COMPANY INC			ARTESIA	NM	22300036	1001397	25.72	EST YRLY WATER SRV SHOP LH 6/2022-5/2023	5/12/2023
890	CARC FARM, INC.			CARLSBAD	NM	22300133	1001439	100.00	FY23 Planter, Barrel, & Maint.	5/19/2023
890	CARC FARM, INC.			CARLSBAD	NM	22300283	1001439	125.00	FY-23 barrel planters for Riverwalk	5/19/2023
890	CARC FARM, INC.			CARLSBAD	NM	22300211	1001439	100.00	C-Hill Planters Contract for F	5/19/2023
1348	CARI PICKENS			CARLSBAD	NM		312802	453.00	Travel to Ruidoso-Airport	5/26/2023
10517	CARLSBAD AREA ART ASSOC.			CARLSBAD	NM	22300373	312803	3,706.68	Promotional Expense for Carlsbad Area Art Assoc	5/26/2023
915	CARLSBAD AUTO SUPPLY			CARLSBAD	NM	22306140	1001398	(18.00)	Replace battery #12105	5/12/2023

City of Carlsbad  
Check Register  
May 2023

VENDOR	NAME	NAME2	DBA	CITY	STATE	P.O.	CHECK NO	INVOICE NET	INVOICE DESCRIPTION	CHECK DATE
915	CARLSBAD AUTO SUPPLY			CARLSBAD	NM	22306301	1001398	10.98	starting fluid for vacuum trucks/G Fox	5/12/2023
915	CARLSBAD AUTO SUPPLY			CARLSBAD	NM	22306535	1001398	36.78	fuel filter on unit 37	5/12/2023
915	CARLSBAD AUTO SUPPLY			CARLSBAD	NM	22306582	1001398	104.80	Trailer Repair	5/12/2023
915	CARLSBAD AUTO SUPPLY			CARLSBAD	NM	22306609	1001440	381.60	spray lube for various jobs	5/19/2023
915	CARLSBAD AUTO SUPPLY			CARLSBAD	NM	22306608	1001440	1,009.60	stock DEF in warehouse for water dept	5/19/2023
915	CARLSBAD AUTO SUPPLY			CARLSBAD	NM	22305657	1001440	118.78	BRAKE CALIPER & BOLTS FOR FM #6511	5/19/2023
915	CARLSBAD AUTO SUPPLY			CARLSBAD	NM	22305684	1001440	290.24	BATTERIES NEEDED FOR PARKS MOWERS	5/19/2023
915	CARLSBAD AUTO SUPPLY			CARLSBAD	NM	22305623	1001440	183.99	BATTERY NEEDED FOR SPC PRESSURE WASHER	5/19/2023
915	CARLSBAD AUTO SUPPLY			CARLSBAD	NM	22305771	1001471	1,015.45	BATTERIES, FILTERS, WIPERS, SWITCHES FOR VARIOUS D	5/26/2023
915	CARLSBAD AUTO SUPPLY			CARLSBAD	NM	22305430	1001471	525.94	BATTERY, BRAKES & HARDWARE FOR FM #13716	5/26/2023
11181	CARLSBAD AUTOMOTIVE	RESTORATION SOCIETY		CARLSBAD	NM	22300376	312804	4,070.56	Promotional Expense for CARS Car-A-Fair	5/26/2023
12859	CARLSBAD COMMUNITY THEATRE			CARLSBAD	NM	22300380	312805	806.41	Promotional Expense for Carlsbad Community Theatre	5/26/2023
930	CARLSBAD CURRENT ARGUS	TEXAS-NEW MEXICO NEWSPAPERS LLC		MCLEAN	VA	22300654	312702	38.40	Annual Subscription FY 2022-20	5/19/2023
933	CARLSBAD DEPT OF DEVELOPMENT CORP			CARLSBAD	NM		312485	1,500.00	Donation for Summer Concert Series	5/5/2023
933	CARLSBAD DEPT OF DEVELOPMENT CORP			CARLSBAD	NM	22300094	312703	22,196.66	CODD Agreement for FY 2022-23	5/19/2023
950	CARLSBAD IRRIGATION DIST.			CARLSBAD	NM	22300527	312598	777.60	CID Operation & Maintenance Agreement FY 22/23	5/12/2023
950	CARLSBAD IRRIGATION DIST.			CARLSBAD	NM	22300527	312598	48.00	CID Operation & Maintenance Agreement FY 22/23	5/12/2023
950	CARLSBAD IRRIGATION DIST.			CARLSBAD	NM	22300527	312598	1,344.00	CID Operation & Maintenance Agreement FY 22/23	5/12/2023
950	CARLSBAD IRRIGATION DIST.			CARLSBAD	NM	22300527	312598	288.00	CID Operation & Maintenance Agreement FY 22/23	5/12/2023
950	CARLSBAD IRRIGATION DIST.			CARLSBAD	NM	22300527	312598	240.00	CID Operation & Maintenance Agreement FY 22/23	5/12/2023
950	CARLSBAD IRRIGATION DIST.			CARLSBAD	NM	22300527	312705	1,128.00	CID Operation & Maintenance Agreement FY 22/23	5/19/2023
941	CARLSBAD MAINSTREET CORP			CARLSBAD	NM	22300349	1001361	2,500.00	FY23 Carlsbad Mainstreet- POP Agreement	5/5/2023
941	CARLSBAD MAINSTREET CORP			CARLSBAD	NM	22300096	1001399	7,500.00	Annual PO for Revitalization Services	5/12/2023
941	CARLSBAD MAINSTREET CORP			CARLSBAD	NM	22300348	1001472	8,831.57	Promotional Expense for MainStreet Tourism Campaign	5/26/2023
941	CARLSBAD MAINSTREET CORP			CARLSBAD	NM	22200415	1001472	6,021.99	Promotional Expense for Pearl of Pecos Mural	5/26/2023
1388	CARLSBAD QUALITY JANITORIAL			HAGERMAN	NM	22306293	312539	62.00	Soap Dispensers	5/5/2023
1388	CARLSBAD QUALITY JANITORIAL			HAGERMAN	NM	22306122	312664	1,542.48	Janitorial Supplies	5/12/2023
1388	CARLSBAD QUALITY JANITORIAL			HAGERMAN	NM	22306459	312664	395.53	Janitorial Supplies	5/12/2023
1388	CARLSBAD QUALITY JANITORIAL			HAGERMAN	NM	22306539	312757	1,275.00	Drum of Muriatic Acid	5/19/2023
1388	CARLSBAD QUALITY JANITORIAL			HAGERMAN	NM	22306661	312757	428.32	janitorial restock	5/19/2023
1388	CARLSBAD QUALITY JANITORIAL			HAGERMAN	NM	22306537	312757	228.00	Bag of Pool Shock	5/19/2023
1388	CARLSBAD QUALITY JANITORIAL			HAGERMAN	NM	22306135	312757	810.45	FACILITY MAINTENANCE SUPPLIES FOR NMSRC	5/19/2023
1388	CARLSBAD QUALITY JANITORIAL			HAGERMAN	NM	22306766	312757	1,367.80	Janitorial Supplies	5/19/2023
1388	CARLSBAD QUALITY JANITORIAL			HAGERMAN	NM	22306808	312757	1,100.00	supplies	5/19/2023
1388	CARLSBAD QUALITY JANITORIAL			HAGERMAN	NM	22306807	312866	188.00	cleaning supplies	5/26/2023
1388	CARLSBAD QUALITY JANITORIAL			HAGERMAN	NM	22306661	312866	13.95	janitorial restock	5/26/2023
1388	CARLSBAD QUALITY JANITORIAL			HAGERMAN	NM	22306825	312866	1,776.00	liners for parks receptacles/J Asbury	5/26/2023
1388	CARLSBAD QUALITY JANITORIAL			HAGERMAN	NM	22306953	312866	498.00	cleaning supplies	5/26/2023
1388	CARLSBAD QUALITY JANITORIAL			HAGERMAN	NM	22306660	312866	425.00	Drum of Acid	5/26/2023
1388	CARLSBAD QUALITY JANITORIAL			HAGERMAN	NM	22306934	312866	829.64	Cleaning supplies needed for the PW Buildings	5/26/2023
1388	CARLSBAD QUALITY JANITORIAL			HAGERMAN	NM	22306895	312866	199.47	Janitorial Supplies	5/26/2023
1388	CARLSBAD QUALITY JANITORIAL			HAGERMAN	NM	22306967	312931	430.00	CHEMICAL FOR SPLASHPAD	5/31/2023
902	CARLSBAD RADIO INC.	KAMQ INC		CARLSBAD	NM	22300852	1001400	215.04	Annual PO -Carlsbad Radio- Tra	5/12/2023
1040	CARLSBAD SHEET METAL, LLC	CARLSBAD HEATING & COOLING	CARLSBAD HEATING & COOLING	CARLSBAD	NM	22306358	1001441	819.55	Needed for the Racquet Ball courts	5/19/2023
11122	CARLSBAD SOCCER LEAGUE			CARLSBAD	NM	22300375	312806	12,085.00	FY23 Carlsbad Soccer League Services	5/26/2023
11122	CARLSBAD SOCCER LEAGUE			CARLSBAD	NM	22300375	312806	6,915.00	FY23 Carlsbad Soccer League Services	5/26/2023

City of Carlsbad  
Check Register  
May 2023

VENDOR	NAME	NAME2	DBA	CITY	STATE	P.O.	CHECK NO	INVOICE NET	INVOICE DESCRIPTION	CHECK DATE
1085	CARROT TOP INDUSTRIES			HILLSBOROUGH	NC	22306183	312486	175.74	flag for veteran's memorial park	5/5/2023
1085	CARROT TOP INDUSTRIES			HILLSBOROUGH	NC	22306196	312599	72.61	replace flag @AlejandroRuizdedication	5/12/2023
992	CED	CONSOLIDATED ELECTRICAL DISTRIBUTORS INC		DALLAS	TX	22305666	312487	135.75	repair cords @WWTP/B Howell	5/5/2023
992	CED	CONSOLIDATED ELECTRICAL DISTRIBUTORS INC		DALLAS	TX	22306120	312487	140.00	replace motor saver & fuses cr4&c6	5/5/2023
992	CED	CONSOLIDATED ELECTRICAL DISTRIBUTORS INC		DALLAS	TX	22306120	312487	332.00	replace motor saver & fuses cr4&c6	5/5/2023
992	CED	CONSOLIDATED ELECTRICAL DISTRIBUTORS INC		DALLAS	TX	22306109	312487	15.00	replace hagerman lift relay socket	5/5/2023
992	CED	CONSOLIDATED ELECTRICAL DISTRIBUTORS INC		DALLAS	TX	22306098	312487	96.00	duct tape for various jobs/ J Abernathy	5/5/2023
992	CED	CONSOLIDATED ELECTRICAL DISTRIBUTORS INC		DALLAS	TX	22306016	312487	54.55	material to install led lights @NMesaRec	5/5/2023
992	CED	CONSOLIDATED ELECTRICAL DISTRIBUTORS INC		DALLAS	TX	22306021	312600	33.25	replace recept covers in tree wells	5/12/2023
992	CED	CONSOLIDATED ELECTRICAL DISTRIBUTORS INC		DALLAS	TX	22306020	312600	98.00	replace receptacles & box outside PecosRiverConf	5/12/2023
992	CED	CONSOLIDATED ELECTRICAL DISTRIBUTORS INC		DALLAS	TX	22306036	312600	114.58	install mini split HVAC @PFA garage/BHowell	5/12/2023
992	CED	CONSOLIDATED ELECTRICAL DISTRIBUTORS INC		DALLAS	TX	22305979	312600	253.20	material to replace outside light @PD/B Howell	5/12/2023
992	CED	CONSOLIDATED ELECTRICAL DISTRIBUTORS INC		DALLAS	TX	22306328	312600	237.64	repair street light downtown antique lights	5/12/2023
992	CED	CONSOLIDATED ELECTRICAL DISTRIBUTORS INC		DALLAS	TX	22305681	312600	1,125.00	Needed for the Racquet ball courts at the beach	5/12/2023
992	CED	CONSOLIDATED ELECTRICAL DISTRIBUTORS INC		DALLAS	TX	22306119	312600	500.00	Equipment for the Concessions	5/12/2023
992	CED	CONSOLIDATED ELECTRICAL DISTRIBUTORS INC		DALLAS	TX	22306119	312600	350.00	Equipment for the Concessions	5/12/2023
992	CED	CONSOLIDATED ELECTRICAL DISTRIBUTORS INC		DALLAS	TX	22306379	312600	105.00	light dimmers	5/12/2023
992	CED	CONSOLIDATED ELECTRICAL DISTRIBUTORS INC		DALLAS	TX	22306131	312600	290.00	light switch	5/12/2023
992	CED	CONSOLIDATED ELECTRICAL DISTRIBUTORS INC		DALLAS	TX	22306441	312600	50.00	fuses for golf irrigation boards	5/12/2023
992	CED	CONSOLIDATED ELECTRICAL DISTRIBUTORS INC		DALLAS	TX	22306434	312600	2,350.00	Electrical supplies for Sports Complex	5/12/2023
992	CED	CONSOLIDATED ELECTRICAL DISTRIBUTORS INC		DALLAS	TX	22303000	312600	860.00	Tatum Wells Project 100796 Quotes on file/mlil	5/12/2023
992	CED	CONSOLIDATED ELECTRICAL DISTRIBUTORS INC		DALLAS	TX	22305691	312600	65.00	tape for well C-2 B Howell	5/12/2023
992	CED	CONSOLIDATED ELECTRICAL DISTRIBUTORS INC		DALLAS	TX	22305690	312600	144.41	material to install new kiln @ARuiz center	5/12/2023
992	CED	CONSOLIDATED ELECTRICAL DISTRIBUTORS INC		DALLAS	TX	22305677	312706	204.00	Supplies needed for Electrical dept. Shop	5/19/2023
992	CED	CONSOLIDATED ELECTRICAL DISTRIBUTORS INC		DALLAS	TX	22305700	312706	239.00	Lamps for sports complex concession stand	5/19/2023
992	CED	CONSOLIDATED ELECTRICAL DISTRIBUTORS INC		DALLAS	TX	22306490	312807	13.00	replace lamp on antique light on riverwalk	5/26/2023
992	CED	CONSOLIDATED ELECTRICAL DISTRIBUTORS INC		DALLAS	TX	22306536	312807	13.00	replace photo control on antique light/Riverwalk	5/26/2023
992	CED	CONSOLIDATED ELECTRICAL DISTRIBUTORS INC		DALLAS	TX	22306549	312807	32.00	connectors for job @NMesaRec/ J Padilla	5/26/2023
992	CED	CONSOLIDATED ELECTRICAL DISTRIBUTORS INC		DALLAS	TX	22306550	312807	19.20	taper for Tatum Wells project/B Howell	5/26/2023
992	CED	CONSOLIDATED ELECTRICAL DISTRIBUTORS INC		DALLAS	TX	22306479	312807	106.47	install new lights in Yucca Rm @NMesaRec	5/26/2023
992	CED	CONSOLIDATED ELECTRICAL DISTRIBUTORS INC		DALLAS	TX	22306457	312900	5.25	install swamp cooler @PFAGarage/BHowell	5/31/2023
992	CED	CONSOLIDATED ELECTRICAL DISTRIBUTORS INC		DALLAS	TX	22306457	312900	123.51	install swamp cooler @PFAGarage/BHowell	5/31/2023
992	CED	CONSOLIDATED ELECTRICAL DISTRIBUTORS INC		DALLAS	TX	22306610	312900	253.50	restock warehouse various depts - see notes	5/31/2023
992	CED	CONSOLIDATED ELECTRICAL DISTRIBUTORS INC		DALLAS	TX	22306526	312900	325.00	4 post lift electrical componets in transit shop	5/31/2023
992	CED	CONSOLIDATED ELECTRICAL DISTRIBUTORS INC		DALLAS	TX	22306526	312900	287.65	4 post lift electrical componets in transit shop	5/31/2023
992	CED	CONSOLIDATED ELECTRICAL DISTRIBUTORS INC		DALLAS	TX	22306456	312900	1,505.80	Material needed for repair service at N. James St.	5/31/2023
2624	CENGAGE LEARNING, INC		GALE	CHICAGO	IL	22300078	312620	1,416.45	Large Print Standing Order	5/12/2023
1135	CENTER POINT LARGE PRINT			THORNDIKE	ME	22300079	312601	287.00	Large Print Standing Order	5/12/2023
1879	CENTRAL RESTAURANT PROD			INDIANAPOLIS	IN	22306272	1001401	1,739.00	KITCHEN SUPPLIES AT ARSC	5/12/2023
1879	CENTRAL RESTAURANT PROD			INDIANAPOLIS	IN	22306246	1001473	6,047.82	KITCHEN SUPPLIES AT ARSC	5/26/2023
1120	CENTRAL VALLEY ELECTRIC COOP	MEMBER NO 328		ARTESIA	NM	22300037	1001442	91.88	EST YRLY ELEC SRV TO SHOP IN LOCO HILLS 6/22 - 5/2	5/19/2023
1206	CHAMBER OF COMMERCE CORP.			CARLSBAD	NM	22300350	1001402	25,000.00	Promotional Expense for Chamber of Commerce	5/12/2023
1206	CHAMBER OF COMMERCE CORP.			CARLSBAD	NM	22300351	1001402	27,708.00	Promotional Expense for Carlsbad Chamber Managemen	5/12/2023
9382	CHARLES H. JURVA	RIO PECOS TENNIS SHOP		CARLSBAD	NM	22300372	1001362	1,615.92	Annual tennis pro services	5/5/2023
14037	CHRISTOPHER AUSTIN			CARLSBAD	NM		312603	100.00	Travel to Hobbs-PD	5/12/2023
14037	CHRISTOPHER AUSTIN			CARLSBAD	NM		312809	42.00	Travel to Hobbs-PD	5/26/2023



City of Carlsbad  
Check Register  
May 2023

VENDOR	NAME	NAME2	DBA	CITY	STATE	P.O.	CHECK NO	INVOICE NET	INVOICE DESCRIPTION	CHECK DATE
10732	CHURCH ST CHURCH/NAZARENE			CARLSBAD	NM	22306944	312810	500.00	Youth Trash Pickup	5/26/2023
12871	CIELO VISTA MALL	SIMON PROPERTY GROUP LP		EL PASO	TX	22306514	312569	2,400.00	Recruiting Kiosk	5/10/2023
1342	CIVICPLUS, LLC			MANHATTAN	KS	22304932	312488	906.65	Codification of 2022 Municipal Ordinances	5/5/2023
1491	CLARK TRUCK EQUIPMENT COMPANY INC			ALBUQUERQUE	NM	22305779	312709	127.40	CLICK DRAIN FOR SW 10780	5/19/2023
1491	CLARK TRUCK EQUIPMENT COMPANY INC			ALBUQUERQUE	NM	22306419	312709	1,321.00	LIGHT BAR & BRACKET FOR AIRPORT NEW F150	5/19/2023
12653	CLUB PROPHET SYSTEMS	PRO-SHOPKEEPER COMP SOFTWARE		CHESWICK	PA	22300734	312489	489.22	POS Monthly service charge	5/5/2023
9287	COLLIS JOHNSON			CARLSBAD	NM		312811	332.80	Travel to ABQ-Judicial	5/26/2023
8918	COLONIAL LIFE & ACCIDENT	PROCESSING CENTER		COLUMBIA	SC		405776	7,371.36	BCN E9832924	5/5/2023
8918	COLONIAL LIFE & ACCIDENT	PROCESSING CENTER		COLUMBIA	SC		405776	12,163.13	BCN E7260904	5/5/2023
8918	COLONIAL LIFE & ACCIDENT	PROCESSING CENTER		COLUMBIA	SC		405827	7,329.29	BCN E9832924	5/19/2023
8918	COLONIAL LIFE & ACCIDENT	PROCESSING CENTER		COLUMBIA	SC		405827	12,092.44	BCN E7260904	5/19/2023
1270	CONNELLS OFFICE SUPPLY			CARLSBAD	NM	22306252	1001363	26.00	restock pen cabinet/MLL	5/5/2023
1270	CONNELLS OFFICE SUPPLY			CARLSBAD	NM	22306406	1001403	619.43	Office Supplies	5/12/2023
1270	CONNELLS OFFICE SUPPLY			CARLSBAD	NM	22306504	1001403	110.00	CACULATOR FOR EXEC SECRETARY AT PUBLIC WORKS	5/12/2023
1270	CONNELLS OFFICE SUPPLY			CARLSBAD	NM	22306406	1001403	372.00	Office Supplies	5/12/2023
1270	CONNELLS OFFICE SUPPLY			CARLSBAD	NM	22306446	1001403	341.00	Supplies for Children's Department	5/12/2023
1270	CONNELLS OFFICE SUPPLY			CARLSBAD	NM	22306406	1001403	48.00	Office Supplies	5/12/2023
1270	CONNELLS OFFICE SUPPLY			CARLSBAD	NM	22306612	1001403	112.00	tape & markers for warehouse use	5/12/2023
1270	CONNELLS OFFICE SUPPLY			CARLSBAD	NM	22306611	1001403	110.00	Office supplies for HR	5/12/2023
1270	CONNELLS OFFICE SUPPLY			CARLSBAD	NM	22306611	1001403	369.05	Office supplies for HR	5/12/2023
1270	CONNELLS OFFICE SUPPLY			CARLSBAD	NM	22306611	1001443	600.00	Office supplies for HR	5/19/2023
1270	CONNELLS OFFICE SUPPLY			CARLSBAD	NM	22306528	1001443	30.00	Supplies for Finance	5/19/2023
1270	CONNELLS OFFICE SUPPLY			CARLSBAD	NM	22306528	1001443	252.00	Supplies for Finance	5/19/2023
1270	CONNELLS OFFICE SUPPLY			CARLSBAD	NM	22306527	1001443	35.00	Supplies for Finance	5/19/2023
1270	CONNELLS OFFICE SUPPLY			CARLSBAD	NM	22306527	1001443	606.00	Supplies for Finance	5/19/2023
1270	CONNELLS OFFICE SUPPLY			CARLSBAD	NM	22306527	1001443	303.00	Supplies for Finance	5/19/2023
1270	CONNELLS OFFICE SUPPLY			CARLSBAD	NM	22306527	1001443	1,080.00	Supplies for Finance	5/19/2023
1270	CONNELLS OFFICE SUPPLY			CARLSBAD	NM	22306611	1001443	28.35	Office supplies for HR	5/19/2023
1270	CONNELLS OFFICE SUPPLY			CARLSBAD	NM	22306538	1001443	41.00	Office supplies for Special Projects Coordinator	5/19/2023
1270	CONNELLS OFFICE SUPPLY			CARLSBAD	NM	22306121	1001443	36.00	Office Supplies	5/19/2023
1270	CONNELLS OFFICE SUPPLY			CARLSBAD	NM	22306538	1001443	202.50	Office supplies for Special Projects Coordinator	5/19/2023
1270	CONNELLS OFFICE SUPPLY			CARLSBAD	NM	22306586	1001443	637.50	office supplies	5/19/2023
1270	CONNELLS OFFICE SUPPLY			CARLSBAD	NM	22306625	1001474	49.00	Children's Program materials	5/26/2023
1270	CONNELLS OFFICE SUPPLY			CARLSBAD	NM	22306625	1001474	32.00	Children's Program materials	5/26/2023
1270	CONNELLS OFFICE SUPPLY			CARLSBAD	NM	22306806	1001474	204.00	Supplies for Finance	5/26/2023
1270	CONNELLS OFFICE SUPPLY			CARLSBAD	NM	22306765	1001474	25.00	Supplies for Finance	5/26/2023
1270	CONNELLS OFFICE SUPPLY			CARLSBAD	NM	22306765	1001474	410.00	Supplies for Finance	5/26/2023
1270	CONNELLS OFFICE SUPPLY			CARLSBAD	NM	22306765	1001474	953.00	Supplies for Finance	5/26/2023
1270	CONNELLS OFFICE SUPPLY			CARLSBAD	NM	22306765	1001474	427.00	Supplies for Finance	5/26/2023
1270	CONNELLS OFFICE SUPPLY			CARLSBAD	NM	22306874	1001474	49.00	office supplies	5/26/2023
1270	CONNELLS OFFICE SUPPLY			CARLSBAD	NM	22300070	1001474	186.00	EST YRLY COPY PAPER FOR OFFIC	5/26/2023
1270	CONNELLS OFFICE SUPPLY			CARLSBAD	NM	22306885	1001474	152.30	Supplies for the Library	5/26/2023
1270	CONNELLS OFFICE SUPPLY			CARLSBAD	NM	22306874	1001474	153.40	office supplies	5/26/2023
1270	CONNELLS OFFICE SUPPLY			CARLSBAD	NM	22306885	1001474	104.00	Supplies for the Library	5/26/2023
1270	CONNELLS OFFICE SUPPLY			CARLSBAD	NM	22306860	1001474	36.00	Office Supplies	5/26/2023
1270	CONNELLS OFFICE SUPPLY			CARLSBAD	NM	22306806	1001497	2,290.00	Supplies for Finance	5/31/2023

City of Carlsbad  
Check Register  
May 2023

VENDOR	NAME	NAME2	DBA	CITY	STATE	P.O.	CHECK NO	INVOICE NET	INVOICE DESCRIPTION	CHECK DATE
1290	CONSTRUCTOR'S INC.			CARLSBAD	NM	22304759	29244	61,112.67	ELGIN RD. OCH - COWBOY COUNTRY WAY(EDDY CO. PRICIN	5/12/2023
1290	CONSTRUCTOR'S INC.			CARLSBAD	NM	22304758	29244	16,601.13	PARKINGLOT OVERLAY GOLF/PRV(EDDY CO. PRICING)	5/12/2023
1290	CONSTRUCTOR'S INC.			CARLSBAD	NM	22304751	29248	17,840.49	BEACH PARKING LOT OVERLAY (EDDY CO. PRICING)	5/31/2023
1290	CONSTRUCTOR'S INC.			CARLSBAD	NM	22304464	1001404	1,204.54	SPEED TABLES ON CAPTAIN WILLIAMS	5/12/2023
1290	CONSTRUCTOR'S INC.			CARLSBAD	NM	22305817	1001404	5,953.98	MATERIALS FOR STREET DEPT	5/12/2023
1290	CONSTRUCTOR'S INC.			CARLSBAD	NM	22305221	1001404	1,920.37	ROCK FOR DRAINS	5/12/2023
1290	CONSTRUCTOR'S INC.			CARLSBAD	NM	22306502	1001444	3,304.11	main line repair 700 w stevens	5/19/2023
1317	COOPER ENTERPRISES LLC		GLASS DOCTOR AUTO OF CARLSBAD	CARLSBAD	NM	22306788	312908	410.64	#45 windshield	5/31/2023
5775	COOPERATIVE EDUCATIONAL SERVICES			ALBUQUERQUE	NM	22305778	312602	17,295.75	ROCK WORK/CLEAN &REMOVAL AT PRV/CES #202-03B-C112-	5/12/2023
5775	COOPERATIVE EDUCATIONAL SERVICES			ALBUQUERQUE	NM	22303379	312707	123,390.87	Tatum well house and pads	5/19/2023
5775	COOPERATIVE EDUCATIONAL SERVICES			ALBUQUERQUE	NM	22302928	312707	39,779.64	Replace waterline Blodgett St @ irrigation canal	5/19/2023
5775	COOPERATIVE EDUCATIONAL SERVICES			ALBUQUERQUE	NM	22304892	312707	42,218.56	HAP Install of two shade structures	5/19/2023
5775	COOPERATIVE EDUCATIONAL SERVICES			ALBUQUERQUE	NM	22206943	312707	64,388.98	Gym Floor Refurbishment	5/19/2023
5775	COOPERATIVE EDUCATIONAL SERVICES			ALBUQUERQUE	NM	22305402	312707	104,124.59	Pickle Ball Court	5/19/2023
5775	COOPERATIVE EDUCATIONAL SERVICES			ALBUQUERQUE	NM	22306178	312707	34,119.58	Driving Range (Building Only)	5/19/2023
12318	CORE & MAIN LP			ST LOUIS	MO	22306278	312604	1,683.54	Screens for discharge ports @ Water wells	5/12/2023
12318	CORE & MAIN LP			ST LOUIS	MO	22306227	312604	2,488.25	Restock Corp Stops	5/12/2023
1377	COUFAL- PRATER EQUIPMENT LLC		UNITED AG & TURF LLC	WACO	TX	22305569	312565	756.11	parts to fix tee mower	5/5/2023
1356	COURTESY PAWN	SHAWN M MITCHELL		CARLSBAD	NM	22306659	312710	1,075.00	Rifle Tripod	5/19/2023
1367	CREWS GLASS & MIRROR INC.			CARLSBAD	NM	22306132	1001364	80.64	B/C -100Q/ WINDSHIELD CHIP REPAIR(TH)F/D	5/5/2023
1266	CRISTIAN RODRIGUEZ			LAS CRUCES	NM		312490	20.00	Travel to Roswell-FD	5/5/2023
1266	CRISTIAN RODRIGUEZ			LAS CRUCES	NM		312605	20.00	Travel to Roswell-FD	5/12/2023
1266	CRISTIAN RODRIGUEZ			LAS CRUCES	NM		312711	20.00	Travel to Roswell-FD	5/19/2023
12240	CUMMINS SALES & SERVICE	CUMMINS INC		DENVER	CO	22203477	312491	77,469.00	back up generator for La Huerta lift station	5/5/2023
12240	CUMMINS SALES & SERVICE	CUMMINS INC		DENVER	CO	22305117	312712	1,603.05	ADAPTER KIT NEEDED FOR GARGE SHOP	5/19/2023
219	D & D AUTOMATION & ELECTRIC LLC			HOBBS	NM	22304453	312492	2,485.34	work, product, and material completing rest of pd	5/5/2023
219	D & D AUTOMATION & ELECTRIC LLC			HOBBS	NM	22304453	312492	2,472.98	work, product, and material completing rest of pd	5/5/2023
219	D & D AUTOMATION & ELECTRIC LLC			HOBBS	NM	22304453	312492	2,439.45	work, product, and material completing rest of pd	5/5/2023
219	D & D AUTOMATION & ELECTRIC LLC			HOBBS	NM	22304453	312492	2,514.00	work, product, and material completing rest of pd	5/5/2023
219	D & D AUTOMATION & ELECTRIC LLC			HOBBS	NM	22304453	312492	1,704.48	work, product, and material completing rest of pd	5/5/2023
219	D & D AUTOMATION & ELECTRIC LLC			HOBBS	NM	22304453	312492	2,472.98	work, product, and material completing rest of pd	5/5/2023
219	D & D AUTOMATION & ELECTRIC LLC			HOBBS	NM	22304453	312492	774.98	work, product, and material completing rest of pd	5/5/2023
219	D & D AUTOMATION & ELECTRIC LLC			HOBBS	NM	22304453	312492	2,472.98	work, product, and material completing rest of pd	5/5/2023
1408	DANA KEPNER CO.			DENVER	CO	22305465	312606	620.00	Restock inventory	5/12/2023
1408	DANA KEPNER CO.			DENVER	CO	22305276	312606	835.00	Restock inventory	5/12/2023
1408	DANA KEPNER CO.			DENVER	CO	22305064	312606	810.00	Restock inventory	5/12/2023
1408	DANA KEPNER CO.			DENVER	CO	22306033	312606	2,496.00	Low stock Storz adapters	5/12/2023
1402	DARDANELLE TIMBER CO INC	C/O SUTHERLANDS		CARLSBAD	NM	22305818	312493	164.99	replace door	5/5/2023
1402	DARDANELLE TIMBER CO INC	C/O SUTHERLANDS		CARLSBAD	NM	22305892	312493	96.85	belts & pads for warehouse evap coolers/J Nesbit	5/5/2023
1402	DARDANELLE TIMBER CO INC	C/O SUTHERLANDS		CARLSBAD	NM	22305774	312607	431.91	A/C Pads and materials to service shop A/C's	5/12/2023
1402	DARDANELLE TIMBER CO INC	C/O SUTHERLANDS		CARLSBAD	NM	22306469	312607	79.96	wire brushes	5/12/2023
1402	DARDANELLE TIMBER CO INC	C/O SUTHERLANDS		CARLSBAD	NM	22306923	312812	479.76	trash grabber	5/26/2023
3622	DEERE CREDIT INC.			JOHNSTON	IA	22300399	312495	1,110.84	account#0200052819052	5/5/2023
3622	DEERE CREDIT INC.			JOHNSTON	IA	22300319	312495	287.36	account#0200052819053	5/5/2023
3622	DEERE CREDIT INC.			JOHNSTON	IA	22300400	312813	578.97	0200062341009 account#	5/26/2023
3622	DEERE CREDIT INC.			JOHNSTON	IA	22300181	312813	2,157.99	account#0200062341007	5/26/2023

City of Carlsbad  
Check Register  
May 2023

VENDOR	NAME	NAME2	DBA	CITY	STATE	P.O.	CHECK NO	INVOICE NET	INVOICE DESCRIPTION	CHECK DATE
3622	DEERE CREDIT INC.			JOHNSTON	IA	22300182	312813	3,234.50	account#0200062341006	5/26/2023
3622	DEERE CREDIT INC.			JOHNSTON	IA	22300183	312813	4,983.20	account#0200062341005	5/26/2023
3622	DEERE CREDIT INC.			JOHNSTON	IA	22300184	312813	1,724.37	account#0200062341004	5/26/2023
3622	DEERE CREDIT INC.			JOHNSTON	IA	22300355	312813	5,041.53	account#0200062341002	5/26/2023
3622	DEERE CREDIT INC.			JOHNSTON	IA	22300353	312813	3,833.06	account#0200062341001	5/26/2023
3622	DEERE CREDIT INC.			JOHNSTON	IA	22300354	312813	1,596.85	account#0200062341000	5/26/2023
3622	DEERE CREDIT INC.			JOHNSTON	IA	22300174	312813	210.54	account#0200052819051	5/26/2023
3622	DEERE CREDIT INC.			JOHNSTON	IA	22301541	312813	319.49	account#0200062341008	5/26/2023
3622	DEERE CREDIT INC.			JOHNSTON	IA	22300355	312902	354.48	account#0200062341003	5/31/2023
1275	DETECTACHEM INC			SUGAR LAND	TX	22306933	312903	2,020.50	Drug Field Kits	5/31/2023
11471	DEVON STINSON			CARLSBAD	NM		312609	330.00	Travel to Las Cruces-PD	5/12/2023
648	DISH DBS CORP		DISH NETWORK LLC	ENGLEWOOD	CO	22300075	312610	142.33	Dish Network Station 6 July 22	5/12/2023
1501	DIVERSIFIED INSPECTION	INDEPENDENT TESTING LABS, INC		PHOENIX	AZ	22304796	312611	7,800.83	ANNUAL SAFETY INSPECTIONS VARIOUS DEPTS SOLE SOURC	5/12/2023
1041	DIVOTS SPORTSWEAR COMPANY INC			PEACHTREE CORNERS	GA	22305519	312814	2,260.26	Pro Shop Merchandise(Logo Polos)	5/26/2023
11709	DOG WASTE DEPOT			SAN DIEGO	CA	22306347	312496	791.96	Dog Stations needed for the Dog Park	5/5/2023
11709	DOG WASTE DEPOT			SAN DIEGO	CA	22306472	312612	169.99	Dog Bags for the Dog Park	5/12/2023
1378	DOMONIC ORNELAS		DARK CANYON DESIGNS LLC	CARLSBAD	NM	22306374	312494	540.00	Truck Detail	5/5/2023
1378	DOMONIC ORNELAS		DARK CANYON DESIGNS LLC	CARLSBAD	NM	22305996	312608	5,843.50	Window Tint for City Hall	5/12/2023
1378	DOMONIC ORNELAS		DARK CANYON DESIGNS LLC	CARLSBAD	NM	22306915	312901	180.00	truck detail for truck # 13714	5/31/2023
1530	DPC INDUSTRIES, INC.			DALLAS	TX	22300568	312815	4,394.60	EST YR CST 1 TON CYLINDER TREAT CARLSBAD 7/22-6/2	5/26/2023
1845	EDDY COUNTY CGIS			CARLSBAD	NM	22300695	312614	38,502.00	Pictometry Connect Flight/Photography	5/12/2023
1809	EDDY COUNTY DETENTION CENTER			CARLSBAD	NM	22300284	312817	32,870.00	FY 2023 - Prisoner Housing	5/26/2023
1517	EDMO DISTRIBUTORS, INC			SPOKANE VALLEY	WA	22306383	312615	107.77	Replacement Battery for ARFF Portable Radio	5/12/2023
1517	EDMO DISTRIBUTORS, INC			SPOKANE VALLEY	WA	22305176	312818	1,579.81	Base Station Radio Upgrade	5/26/2023
1704	EL PASO TIMES	TEXAS-NEW MEXICO NEWSPAPERS LLC		MCLEAN	VA	22300388	15	754.75	Local IQ Invoice 5582315	5/9/2023
11475	EMSRX	ACCOUNTS RECEIVABLE		WAXAHACHIE	TX	22300377	312819	4,000.00	Annual Medical Direction for CFD/CPD	5/26/2023
13358	EQUIPMENTSHARE.COM INC			FULTON	MO	22306042	1001405	1,621.26	equipment telehandler	5/12/2023
797	EZ DOCK OF TEXAS L.P.			HURST	TX	22306433	312820	685.16	Material needed for new walk bridge at beach area	5/26/2023
1801	E-Z RENTALS & SALES, INC.			CARLSBAD	NM	22306294	312613	214.36	Scissor Lift	5/12/2023
1801	E-Z RENTALS & SALES, INC.			CARLSBAD	NM	22306663	312713	65.50	F/D LAWNMOWER(TH)F/D	5/19/2023
1801	E-Z RENTALS & SALES, INC.			CARLSBAD	NM	22306505	312713	1,022.40	2 CYCLE OIL	5/19/2023
1801	E-Z RENTALS & SALES, INC.			CARLSBAD	NM	22305682	312713	1,359.99	Needed for the Parks Department	5/19/2023
1801	E-Z RENTALS & SALES, INC.			CARLSBAD	NM	22305838	312713	327.04	FACILITY MAINTENANCE SUPPLIES FOR NMSRC	5/19/2023
1801	E-Z RENTALS & SALES, INC.			CARLSBAD	NM	22306956	312816	1,939.96	trimmers & blowers for parks crews/M Hernandez	5/26/2023
1801	E-Z RENTALS & SALES, INC.			CARLSBAD	NM	22306937	312904	65.70	Parts for Equipment at Sports Complex	5/31/2023
2255	FASTENAL COMPANY			WINONA	MN	22306007	312497	587.00	nuts & bolts for well field jobs/ R Lopez	5/5/2023
2255	FASTENAL COMPANY			WINONA	MN	22306253	312619	336.00	nuts & bolts for well service/R Lopez	5/12/2023
2255	FASTENAL COMPANY			WINONA	MN	22306590	312905	1,906.80	nuts & bolts for Tatum Wells job/R Myers	5/31/2023
2255	FASTENAL COMPANY			WINONA	MN	22306748	312905	35.00	washers for various jobs/ I Hinojos	5/31/2023
2359	FERGUSON WATERWORKS #3083			LOS ANGELES	CA	22306319	1001365	382.33	RESTOCK INVENTORY	5/5/2023
2359	FERGUSON WATERWORKS #3083			LOS ANGELES	CA	22306002	1001406	342.28	Restock inventory	5/12/2023
2359	FERGUSON WATERWORKS #3083			LOS ANGELES	CA	22306045	1001406	33.65	Restock inventory	5/12/2023
2359	FERGUSON WATERWORKS #3083			LOS ANGELES	CA	22306199	1001406	1,937.87	Restock inventory	5/12/2023
2359	FERGUSON WATERWORKS #3083			LOS ANGELES	CA	22306460	1001406	1,882.80	Need Resetters, out of stock	5/12/2023
2359	FERGUSON WATERWORKS #3083			LOS ANGELES	CA	22306319	1001406	257.26	RESTOCK INVENTORY	5/12/2023
2359	FERGUSON WATERWORKS #3083			LOS ANGELES	CA	22306614	1001445	294.80	gaskets for emergency service job	5/19/2023

City of Carlsbad  
Check Register  
May 2023

VENDOR	NAME	NAME2	DBA	CITY	STATE	P.O.	CHECK NO	INVOICE NET	INVOICE DESCRIPTION	CHECK DATE
2359	FERGUSON WATERWORKS #3083			LOS ANGELES	CA	22304215	1001446	298.23	Equipping Tatum Wells	5/19/2023
2359	FERGUSON WATERWORKS #3083			LOS ANGELES	CA	22306591	1001475	1,825.92	Restock inventory	5/26/2023
2359	FERGUSON WATERWORKS #3083			LOS ANGELES	CA	22306130	1001475	697.38	EMERGENCY PO LINE DOWN IN D.E.	5/26/2023
2359	FERGUSON WATERWORKS #3083			LOS ANGELES	CA	22306130	1001475	(348.69)	EMERGENCY PO LINE DOWN IN D.E.	5/26/2023
2359	FERGUSON WATERWORKS #3083			LOS ANGELES	CA	22306130	1001498	348.69	EMERGENCY PO LINE DOWN IN D.E.	5/31/2023
13110	FIREHOSEDIRECT	FIRERESQ INC		MOORESVILLE	NC	22306974	312906	2,335.20	fire hose	5/31/2023
2480	FORREST TIRE CO., INC.			CARLSBAD	NM	22306330	1001407	264.00	Replace tire on trailer asap	5/12/2023
2480	FORREST TIRE CO., INC.			CARLSBAD	NM	22306451	1001407	138.43	Remove/Replace tire on CAT Backhoe ASAP	5/12/2023
2480	FORREST TIRE CO., INC.			CARLSBAD	NM	22305756	1001447	118.27	ALIGNMENT NEEDED FOR PARKS #9805	5/19/2023
2480	FORREST TIRE CO., INC.			CARLSBAD	NM	22300051	1001476	43.01	Annual Flat Repair July 22-Jun	5/26/2023
2502	FOX SCIENTIFIC, INC.			ALVARADO	TX	22306200	312821	734.05	Part for BOD Probe	5/26/2023
12896	FRIENDS OF THE LIVING DESERT			CARLSBAD	NM	22300381	312714	2,440.25	Promotional Expense for Friends of Living Desert	5/19/2023
12960	GALLS LLC			CHICAGO	IL	22301050	1001408	401.22	FY 2023 - Uniforms - Patrol	5/12/2023
12960	GALLS LLC			CHICAGO	IL	22301050	1001408	401.22	FY 2023 - Uniforms - Patrol	5/12/2023
12960	GALLS LLC			CHICAGO	IL	22301050	1001408	401.22	FY 2023 - Uniforms - Patrol	5/12/2023
12960	GALLS LLC			CHICAGO	IL	22306280	1001408	101.54	Uniform Hash Marks - Atchley	5/12/2023
12960	GALLS LLC			CHICAGO	IL	22301050	1001408	74.86	FY 2023 - Uniforms - Patrol	5/12/2023
12960	GALLS LLC			CHICAGO	IL	22301050	1001408	216.22	FY 2023 - Uniforms - Patrol	5/12/2023
12960	GALLS LLC			CHICAGO	IL	22301050	1001408	16.31	FY 2023 - Uniforms - Patrol	5/12/2023
12960	GALLS LLC			CHICAGO	IL	22305517	1001408	39.99	Uniforms - CSA & Records	5/12/2023
12960	GALLS LLC			CHICAGO	IL	22305517	1001408	39.99	Uniforms - CSA & Records	5/12/2023
12960	GALLS LLC			CHICAGO	IL	22301050	1001408	401.22	FY 2023 - Uniforms - Patrol	5/12/2023
12960	GALLS LLC			CHICAGO	IL	22301050	1001448	269.39	FY 2023 - Uniforms - Patrol	5/19/2023
12960	GALLS LLC			CHICAGO	IL	22305517	1001499	33.99	Uniforms - CSA & Records	5/31/2023
12960	GALLS LLC			CHICAGO	IL	22301050	1001499	74.86	FY 2023 - Uniforms - Patrol	5/31/2023
12960	GALLS LLC			CHICAGO	IL	22301050	1001499	74.86	FY 2023 - Uniforms - Patrol	5/31/2023
12960	GALLS LLC			CHICAGO	IL	22301050	1001499	74.86	FY 2023 - Uniforms - Patrol	5/31/2023
870	GCC SUN CITY MATERIALS LLC			EL PASO	TX	22303480	29245	5,063.79	ROCK FOR MINI GOLF LANDSCAPE	5/12/2023
8928	GENERAL OPERATING FUND						405777	39,843.48	State Tax	5/5/2023
8928	GENERAL OPERATING FUND						405828	39,406.01	State Tax	5/19/2023
1455	GEORGE U CASTRO			CARLSBAD	NM	22306169	312498	849.14	Repairing Grappler trucks 9090/9092/9093	5/5/2023
14690	GERARD JAQUEZ			CARLSBAD	NM		312907	12.00	Travel to Mayhill NM	5/31/2023
2933	GRAINGER			KANSAS CITY	MO	22306258	312499	138.30	trimmer line for Stihl trimmers/K Quintana	5/5/2023
2933	GRAINGER			KANSAS CITY	MO	22306225	312499	266.52	replace worn lift slings/R Lopez	5/5/2023
2933	GRAINGER			KANSAS CITY	MO	22306384	312499	255.28	coolers for readers & DE crew/mll	5/5/2023
2933	GRAINGER			KANSAS CITY	MO	22306232	312499	255.28	coolers for bottled water/gatorade service units	5/5/2023
2933	GRAINGER			KANSAS CITY	MO	22306461	312622	144.16	trimmer line for community svc crews/JRamos	5/12/2023
2933	GRAINGER			KANSAS CITY	MO	22306471	312622	770.12	tools for A Galindo per I Hinojos	5/12/2023
2933	GRAINGER			KANSAS CITY	MO	22306462	312622	212.26	material to build meter flow tube/R Myers	5/12/2023
2933	GRAINGER			KANSAS CITY	MO	22306348	312622	276.60	trimmer line for weed eaters/ J Asbury	5/12/2023
2933	GRAINGER			KANSAS CITY	MO	22306225	312622	272.62	replace worn lift slings/R Lopez	5/12/2023
2933	GRAINGER			KANSAS CITY	MO	22306040	312622	25.46	adhesive for smart cover antennas	5/12/2023
2933	GRAINGER			KANSAS CITY	MO	22306462	312622	25.37	material to build meter flow tube/R Myers	5/12/2023
2933	GRAINGER			KANSAS CITY	MO	22306541	312622	103.79	Hip boots for T Harvey	5/12/2023
2933	GRAINGER			KANSAS CITY	MO	22306566	312622	137.60	AA Batteries	5/12/2023
2933	GRAINGER			KANSAS CITY	MO	22306565	312622	461.80	Bedding Set - Academy	5/12/2023

City of Carlsbad  
Check Register  
May 2023

VENDOR	NAME	NAME2	DBA	CITY	STATE	P.O.	CHECK NO	INVOICE NET	INVOICE DESCRIPTION	CHECK DATE
2933	GRAINGER			KANSAS CITY	MO	22306180	312715	5,033.70	PRESSURE WASHER FOR PARKS BRIDGE STATE AGREEMENT	5/19/2023
2933	GRAINGER			KANSAS CITY	MO	22305983	312715	1,059.21	SUPPLIES NEEDED FOR GARAGE/WELDING SHOP	5/19/2023
2933	GRAINGER			KANSAS CITY	MO	22305983	312715	310.50	SUPPLIES NEEDED FOR GARAGE/WELDING SHOP	5/19/2023
2933	GRAINGER			KANSAS CITY	MO	22306592	312715	52.96	repair A/C's	5/19/2023
2933	GRAINGER			KANSAS CITY	MO	22306592	312715	62.74	repair A/C's	5/19/2023
2933	GRAINGER			KANSAS CITY	MO	22306648	312715	47.96	connector kit for DE trailers/equipment	5/19/2023
2933	GRAINGER			KANSAS CITY	MO	22306827	312822	112.81	impact wrench for service crew/I Hinojos	5/26/2023
2933	GRAINGER			KANSAS CITY	MO	22306593	312822	253.51	replace driver for tap machine	5/26/2023
2933	GRAINGER			KANSAS CITY	MO	22306826	312822	41.51	dead blow hammer for service crew/I Hinojos	5/26/2023
2933	GRAINGER			KANSAS CITY	MO	22306842	312822	42.51	safety glasses for crews per Andrew	5/26/2023
2933	GRAINGER			KANSAS CITY	MO	22306846	312909	27.26	bits for tool kit / R Myers	5/31/2023
1537	GREY HOUSE PUBLISHING			AMENIA	NY	22306529	312623	162.00	Library Reference book	5/12/2023
3030	HACH COMPANY			CHICAGO	IL	22306425	312910	224.97	Reagents needed for Lab	5/31/2023
3050	HALL MACHINE			CARLSBAD	NM	22306202	312624	1,041.08	Material for Aluminum lids	5/12/2023
3050	HALL MACHINE			CARLSBAD	NM	22306226	312624	1,043.96	Material for rock/dirt screen	5/12/2023
3050	HALL MACHINE			CARLSBAD	NM	22306435	312624	1,857.95	tools	5/12/2023
3050	HALL MACHINE			CARLSBAD	NM	22306567	312716	99.60	Square tubing for recovery trailer for garage dept	5/19/2023
3060	HAMILTON ROOFING CO. INC.			CARLSBAD	NM	22305849	29247	322,562.40	REROOF OF ALEJANDRO RUIZ SENIOR CENTER	5/19/2023
548	HBSS CONNECT CORP			LOWELL	MA	22300472	1001352	103.70	IVR Minutes 4 transit software Aug 22 thru March 2	5/5/2023
548	HBSS CONNECT CORP			LOWELL	MA	22300472	1001494	85.30	IVR Minutes 4 transit software Aug 22 thru March 2	5/31/2023
11079	HEIL OF TEXAS	TEXAN WASTE EQUIPMENT INC		IRVING	TX	22305880	312717	4,620.11	OUTRIGGER STABILIZERS FOR SW #648 SOLE SOURCE	5/19/2023
3140	HELENA AGRI-ENTERPRISES			DALLAS	TX	22305332	312625	2,232.50	HERBICIDE FOR COMMUNITY SERVICE	5/12/2023
12759	HERMAN SHORTY			TUBA CITY	AZ	22306275	312500	1,700.00	Annual Carnival Ride Inspection	5/5/2023
3159	HI LINE CO			DALLAS	TX	22306345	312718	747.80	REFILL BULK BINS IN GARAGE SHOP FOR SW UNITS	5/19/2023
3159	HI LINE CO			DALLAS	TX	22304953	312718	1,453.50	RESTOCK FOR ALL PFA UNITS	5/19/2023
3174	HINKLE SHANOR LLP			ROSWELL	NM	22301249	1001367	134.64	Annual Purchase Requisition for Small Matters	5/5/2023
3174	HINKLE SHANOR LLP			ROSWELL	NM	22301249	1001367	1,569.38	Annual Purchase Requisition for Small Matters	5/5/2023
10726	HUB INTL INS SVCS INC			DALLAS	TX	22306560	312626	4,639.00	Additional Premium based on Final Audit FY 22-23	5/12/2023
8937	IBEW, LOCAL UNION #611			ALBUQUERQUE	NM		405778	321.30	Dues PR#1	5/5/2023
8937	IBEW, LOCAL UNION #611			ALBUQUERQUE	NM		405778	918.71	2% Fees PR#1	5/5/2023
3408	IDEXX DISTRIBUTION INC.			ATLANTA	GA	22306627	312719	228.33	Bottles for the lab	5/19/2023
3451	INDUSTRIAL ELECTRIC MOTORS INC			CARLSBAD	NM	22306595	312823	1,395.00	1 hp pump	5/26/2023
3465	INGRAM LIBRARY SERVICES			ATLANTA	GA	22300876	312720	58.31	Adult Books for Circulation Collection	5/19/2023
3465	INGRAM LIBRARY SERVICES			ATLANTA	GA	22300876	312720	140.33	Adult Books for Circulation Collection	5/19/2023
3465	INGRAM LIBRARY SERVICES			ATLANTA	GA	22302923	312720	49.49	Books for adult fiction/nonfiction collection	5/19/2023
3465	INGRAM LIBRARY SERVICES			ATLANTA	GA	22302923	312720	36.20	Books for adult fiction/nonfiction collection	5/19/2023
3465	INGRAM LIBRARY SERVICES			ATLANTA	GA	22302923	312720	15.61	Books for adult fiction/nonfiction collection	5/19/2023
3465	INGRAM LIBRARY SERVICES			ATLANTA	GA	22304626	312720	14.45	books - adult fiction/nonfiction	5/19/2023
3465	INGRAM LIBRARY SERVICES			ATLANTA	GA	22302923	312720	60.14	Books for adult fiction/nonfiction collection	5/19/2023
3465	INGRAM LIBRARY SERVICES			ATLANTA	GA	22304626	312720	52.99	books - adult fiction/nonfiction	5/19/2023
3465	INGRAM LIBRARY SERVICES			ATLANTA	GA	22302923	312720	20.42	Books for adult fiction/nonfiction collection	5/19/2023
3465	INGRAM LIBRARY SERVICES			ATLANTA	GA	22302923	312720	49.75	Books for adult fiction/nonfiction collection	5/19/2023
3465	INGRAM LIBRARY SERVICES			ATLANTA	GA	22302923	312720	77.16	Books for adult fiction/nonfiction collection	5/19/2023
3465	INGRAM LIBRARY SERVICES			ATLANTA	GA	22302923	312720	74.30	Books for adult fiction/nonfiction collection	5/19/2023
3465	INGRAM LIBRARY SERVICES			ATLANTA	GA	22302923	312720	83.29	Books for adult fiction/nonfiction collection	5/19/2023
3465	INGRAM LIBRARY SERVICES			ATLANTA	GA	22302923	312720	91.90	Books for adult fiction/nonfiction collection	5/19/2023

City of Carlsbad  
Check Register  
May 2023

VENDOR	NAME	NAME2	DBA	CITY	STATE	P.O.	CHECK NO	INVOICE NET	INVOICE DESCRIPTION	CHECK DATE
3465	INGRAM LIBRARY SERVICES			ATLANTA	GA	22302923	312911	33.95	Books for adult fiction/nonfiction collection	5/31/2023
3465	INGRAM LIBRARY SERVICES			ATLANTA	GA	22304626	312911	142.06	books - adult fiction/nonfiction	5/31/2023
3465	INGRAM LIBRARY SERVICES			ATLANTA	GA	22302923	312911	140.50	Books for adult fiction/nonfiction collection	5/31/2023
3465	INGRAM LIBRARY SERVICES			ATLANTA	GA	22302923	312911	155.82	Books for adult fiction/nonfiction collection	5/31/2023
3465	INGRAM LIBRARY SERVICES			ATLANTA	GA	22302923	312911	88.90	Books for adult fiction/nonfiction collection	5/31/2023
3465	INGRAM LIBRARY SERVICES			ATLANTA	GA	22304626	312911	33.46	books - adult fiction/nonfiction	5/31/2023
3465	INGRAM LIBRARY SERVICES			ATLANTA	GA	22304626	312911	520.96	books - adult fiction/nonfiction	5/31/2023
735	INSIGHT PUBLIC SECTOR			TEMPE	AZ	22306392	1001409	40.74	Floor Cable Mgmt.	5/12/2023
735	INSIGHT PUBLIC SECTOR			TEMPE	AZ	22305567	1001449	1,470.17	Microsoft Surface Pro 9 for Business - 13"	5/19/2023
735	INSIGHT PUBLIC SECTOR			TEMPE	AZ	22306305	1001449	5,463.12	Netmotion Annual Licensing - Annual License	5/19/2023
735	INSIGHT PUBLIC SECTOR			TEMPE	AZ	22306622	1001449	54.41	Hard drive enclosure	5/19/2023
735	INSIGHT PUBLIC SECTOR			TEMPE	AZ	22305567	1001449	94.40	Microsoft Surface Pro 9 for Business - 13"	5/19/2023
735	INSIGHT PUBLIC SECTOR			TEMPE	AZ	22306644	1001449	193.06	ADDITIONAL MONITOR FOR MEETINGS/CONFERENCE CALLS	5/19/2023
735	INSIGHT PUBLIC SECTOR			TEMPE	AZ	22306721	1001449	486.20	Toners	5/19/2023
735	INSIGHT PUBLIC SECTOR			TEMPE	AZ	22306644	1001449	576.21	ADDITIONAL MONITOR FOR MEETINGS/CONFERENCE CALLS	5/19/2023
735	INSIGHT PUBLIC SECTOR			TEMPE	AZ	22306644	1001477	54.38	ADDITIONAL MONITOR FOR MEETINGS/CONFERENCE CALLS	5/26/2023
735	INSIGHT PUBLIC SECTOR			TEMPE	AZ	22306623	1001477	224.96	security cameras	5/26/2023
735	INSIGHT PUBLIC SECTOR			TEMPE	AZ	22306619	1001500	934.85	apple 10.2-inch iPad	5/31/2023
735	INSIGHT PUBLIC SECTOR			TEMPE	AZ	22306930	1001500	1,679.06	Office equipment for Deputy City Administrator	5/31/2023
735	INSIGHT PUBLIC SECTOR			TEMPE	AZ	22306930	1001500	687.64	Office equipment for Deputy City Administrator	5/31/2023
735	INSIGHT PUBLIC SECTOR			TEMPE	AZ	22306804	1001500	507.11	Adobe Creative Cloud for Library	5/31/2023
3500	IPR, LTD INC.			ALBUQUERQUE	NM	22306177	29246	374,999.62	FY-23 Street Improvement (Micro) see attached	5/12/2023
3601	J & J PIPE & SUPPLY			CARLSBAD	NM	22306628	312627	47.50	hose clamps	5/12/2023
3601	J & J PIPE & SUPPLY			CARLSBAD	NM	22306877	312824	96.58	Need to finish job at Airport Well	5/26/2023
3601	J & J PIPE & SUPPLY			CARLSBAD	NM	22306891	312824	17.38	Repair waterline @ Alejandro Ruiz	5/26/2023
541	J WAYNE BEVERS		CHAPARRAL CLAIMS & INVESTIGATIONS LLC	ROSWELL	NM	22301583	312708	682.01	Chaparral Claims Annual Requisition	5/19/2023
541	J WAYNE BEVERS		CHAPARRAL CLAIMS & INVESTIGATIONS LLC	ROSWELL	NM	22301583	312808	680.29	Chaparral Claims Annual Requisition	5/26/2023
266	JAMES C SAUNDERS			FRISCO	TX	22306784	1001479	5,712.87	Ad content	5/26/2023
3665	JAMES COOKE & HOBSON INC			ALBUQUERQUE	NM	22306615	312721	168.00	alternating relay for copperstone lift station	5/19/2023
3058	JAMES HAMILTON CONST. CO			SILVER CITY	NM	22304634	312501	1,306.32	med coarse for various jobs/restock yard4	5/5/2023
3058	JAMES HAMILTON CONST. CO			SILVER CITY	NM	22305470	312629	1,199.22	med coarse for various jobs/restock yard5	5/12/2023
3058	JAMES HAMILTON CONST. CO			SILVER CITY	NM	22304634	312722	2,788.88	med coarse for various jobs/restock yard4	5/19/2023
3058	JAMES HAMILTON CONST. CO			SILVER CITY	NM	22305508	312722	836.00	med coarse for various jobs/restock yard6	5/19/2023
3058	JAMES HAMILTON CONST. CO			SILVER CITY	NM	22305470	312722	417.36	med coarse for various jobs/restock yard5	5/19/2023
3058	JAMES HAMILTON CONST. CO			SILVER CITY	NM	22306790	312722	1,722.16	req to pay invoice 10793 charged to wrong PO	5/19/2023
10361	JAMES LOGSDON			ARTESIA	NM		312723	795.00	Travel to Lubbock-PD	5/19/2023
12445	JEFF PATTERSON			CARLSBAD	NM		312724	68.40	Travel to Roswell- Planning& Reg	5/19/2023
1036	JENKINS MARKETING CO LLC		JC GOLF ACCESSORIES	ENGLEWOOD	CO	22306239	1001411	63.06	Pro Shop Merchandise	5/12/2023
1487	JESSIE MORENO		GLAMOUR GEAR	CARLSBAD	NM	22305683	312621	2,128.91	Cost of materials and Clear coat Dragon at museum	5/12/2023
11585	JIM MYERS & SONS INC			CHARLOTTE	NC	22305704	312630	2,500.00	GRIT AUGER REPLACEMENT	5/12/2023
10498	JK AUTO & DIESEL LLC			CARLSBAD	NM	22305783	1001368	127.56	Towing Service	5/5/2023
10498	JK AUTO & DIESEL LLC			CARLSBAD	NM	22305783	1001412	100.00	Towing Service	5/12/2023
10498	JK AUTO & DIESEL LLC			CARLSBAD	NM	22305783	1001450	211.67	Towing Service	5/19/2023
10498	JK AUTO & DIESEL LLC			CARLSBAD	NM	22305783	1001450	211.67	Towing Service	5/19/2023
10498	JK AUTO & DIESEL LLC			CARLSBAD	NM	22305783	1001480	137.58	Towing Service	5/26/2023
846	JOHN J PENNELL		TOTAL PRODUCTIONS	ROSWELL	NM	22305158	312560	1,377.08	install speakers intercom	5/5/2023

City of Carlsbad  
Check Register  
May 2023

VENDOR	NAME	NAME2	DBA	CITY	STATE	P.O.	CHECK NO	INVOICE NET	INVOICE DESCRIPTION	CHECK DATE
846	JOHN J PENNELL		TOTAL PRODUCTIONS	ROSWELL	NM	22305948	312775	1,649.00	cabling for sound in annex	5/19/2023
12942	JOHN M CARAWAY			CARLSBAD	NM	22300382	1001413	107.52	Annual requisition for Alternate Judge	5/12/2023
15410	JOHN MAJERUS			CARLSBAD	NM		312631	177.51	Travel to Emmitsberg MD-FD	5/12/2023
15966	JOHN SNEATHEN			CARLSBAD	NM		312632	330.00	Travel to Las Cruces-PD	5/12/2023
15966	JOHN SNEATHEN			CARLSBAD	NM		312825	55.15	Reimbursement for fuel costs	5/26/2023
329	JOSEPH HOUSER			CARLSBAD	NM		312633	40.00	Travel to Roswell-FD	5/12/2023
329	JOSEPH HOUSER			CARLSBAD	NM		312633	20.00	Travel to Roswell-FD	5/12/2023
329	JOSEPH HOUSER			CARLSBAD	NM		312826	20.00	Travel to Roswell-FD	5/26/2023
329	JOSEPH HOUSER			CARLSBAD	NM		312826	40.00	Travel to Roswell-FD	5/26/2023
329	JOSEPH HOUSER			CARLSBAD	NM		312826	20.00	Travel to Roswell-FD	5/26/2023
1021	JOSEPH ORTIZ		J O DESIGNS	CARLSBAD	NM	22303727	312628	215.04	LAPIDARY EQUIPMENT MAINTENANCE, MONITORING, TRAIN	5/12/2023
1021	JOSEPH ORTIZ		J O DESIGNS	CARLSBAD	NM	22303727	312628	215.04	LAPIDARY EQUIPMENT MAINTENANCE, MONITORING, TRAIN	5/12/2023
11909	JOSH MOORE			CARLSBAD	NM		312634	138.90	Travel to Santa Fe-Transit	5/12/2023
11909	JOSH MOORE			CARLSBAD	NM		312725	622.00	Mandatory Training on Vehicle Supply & Procurement	5/19/2023
11909	JOSH MOORE			CARLSBAD	NM		312725	406.00	Travel to Santa Fe	5/19/2023
1515	JOSHUA CAMPBELL			CARLSBAD	NM		312502	20.00	Travel to Roswell-FD	5/5/2023
1515	JOSHUA CAMPBELL			CARLSBAD	NM		312635	20.00	Travel to Roswell-FD	5/12/2023
1515	JOSHUA CAMPBELL			CARLSBAD	NM		312827	20.00	Travel to Roswell-FD	5/26/2023
569	JULIE CHESTER		J CHESTER DESIGN LLC	LITHIA	FL	22300281	1001410	3,853.89	Promotional Expense for Julie Chester Social Media	5/12/2023
569	JULIE CHESTER		J CHESTER DESIGN LLC	LITHIA	FL	22306803	1001478	4,690.50	Ad boosting	5/26/2023
3800	JUSTICE SYSTEMS, INC.			ALBUQUERQUE	NM	22302764	312828	1,075.21	Remote training with Justice systems to set up ove	5/26/2023
3813	K W FUELS, INC.			HOBBS	NM	22306184	1001369	679.80	Propane & Dyed Diesel	5/5/2023
3813	K W FUELS, INC.			HOBBS	NM	22306861	1001481	2,560.00	Propane	5/26/2023
3813	K W FUELS, INC.			HOBBS	NM	22306847	1001501	2,559.20	Diesel for pumps @water wells	5/31/2023
3818	KAM SECURITY & SOUND, INC			CARLSBAD	NM	22300152	312503	245.15	FY23 Cavern Theatre Alarm Moni	5/5/2023
3818	KAM SECURITY & SOUND, INC			CARLSBAD	NM	22300136	312503	245.15	FY23 Monthly Alarm Monitoring	5/5/2023
3818	KAM SECURITY & SOUND, INC			CARLSBAD	NM	22300136	312503	245.15	FY23 Monthly Alarm Monitoring	5/5/2023
3780	KANN MANUFACTURING CORP			DUBUQUE	IA	22305984	1001451	284.96	BOLTS & SPRINGS FOR SW UNITS	5/19/2023
3780	KANN MANUFACTURING CORP			DUBUQUE	IA	22305694	1001451	5,149.96	ROLLER, ARM ASY & HARDWARE FOR SW #333 SOLE SOURCE	5/19/2023
3541	KARS LLC		CARLSBAD FORD LINCOLN	ROSWELL	NM	22304537	312597	(80.94)	403 low hose antifreeze leak	5/12/2023
3541	KARS LLC		CARLSBAD FORD LINCOLN	ROSWELL	NM	22306430	312597	1,148.06	#37 brakes all around	5/12/2023
3541	KARS LLC		CARLSBAD FORD LINCOLN	ROSWELL	NM	22304027	312704	2,496.50	Estimated cost to remove and replace BCM uni9t 647	5/19/2023
14153	KATHRYN PRELL			CARLSBAD	NM		312726	42.00	Travel to Las Cruces-PD	5/19/2023
3835	KAUFMAN'S WEST LLC			ALBUQUERQUE	NM	22305370	1001502	8,697.00	SWAT Helmets	5/31/2023
14257	KENNETH AHRENS			CARLSBAD	NM		312829	214.00	Travel to El Paso-FD	5/26/2023
3945	KRISTINA B HILLMER		KRISTINA'S CUSTOM FRAMING	CARLSBAD	NM	22300236	312636	96.77	2023 Kristina's framing citizens procl-photos	5/12/2023
1027	L & F DISTRIBUTORS LLC			CORPUS CHRISTI	TX	22306823	312830	1,675.50	Alcohol for Pro Shop	5/26/2023
4011	LA TIENDA			CARLSBAD	NM	22305915	312504	152.80	Cookies, etc for Easter Party	5/5/2023
4011	LA TIENDA			CARLSBAD	NM	22306499	312638	276.35	CATERING SUPPLIES FOR CINCO DE MAYO	5/12/2023
4011	LA TIENDA			CARLSBAD	NM	22306519	312638	149.97	CATERING SUPPLIES FOR CINCO DE MAYO	5/12/2023
4011	LA TIENDA			CARLSBAD	NM	22306975	312912	135.58	Dance - Belated Mother's Day Supplies	5/31/2023
6867	LAKESIDE MEATS INC.			CARLSBAD	NM	22306492	312727	55.80	CATERING SUPPLIES FOR CINCO DE MAYO	5/19/2023
1564	LATRICIA ASH			HOBBS	NM		312728	192.61	Travel to ABQ-PD	5/19/2023
1512	LAUREL ANNE CARRIER FEILMEIER			BAY ST LOUIS	MS	22305000	312639	1,000.00	Annual Requisition for court appointed attorney	5/12/2023
1512	LAUREL ANNE CARRIER FEILMEIER			BAY ST LOUIS	MS	22305000	312729	1,000.00	Annual Requisition for court appointed attorney	5/19/2023
1512	LAUREL ANNE CARRIER FEILMEIER			BAY ST LOUIS	MS	22305000	312729	1,000.00	Annual Requisition for court appointed attorney	5/19/2023

City of Carlsbad  
Check Register  
May 2023

VENDOR	NAME	NAME2	DBA	CITY	STATE	P.O.	CHECK NO	INVOICE NET	INVOICE DESCRIPTION	CHECK DATE
4310	LAWSON PRODUCTS INC			CHICAGO	IL	22306233	312640	103.96	Gloves for Mechanic	5/12/2023
4310	LAWSON PRODUCTS INC			CHICAGO	IL	22306506	312640	121.76	A/C fitting for fleet	5/12/2023
4340	LEA COUNTY ELEC COOP. INC			LOVINGTON	NM	22300356	1001482	12,712.76	EST YRLY COST ELEC SERV DE WELLFLD TO LH 6/22-5/23	5/26/2023
7650	LEO T EVANS JR	UNICRAFT PRODUCTS		CARLSBAD	NM	22306370	312564	211.67	1940 Plymouth Repair	5/5/2023
1280	LEVEL 3 FINANCING, INC		CENTURYLINK	BROOMFIELD	CO	22300621	312641	1,064.60	FY 2023 - Telephone Service	5/12/2023
1454	LEXISNEXIS RISK SOLUTIONS FL INC		LEXISNEXIS RISK SOLUTIONS	ALPHARETTA	GA	22303739	312831	225.79	FY 2023 - TRAX Subscription	5/26/2023
4359	LIFE ASSIST INC			RANCHO CORDOVA	CA	22300098	1001414	7,038.84	Annual Purchases for EMS Supplies - FY 22-23	5/12/2023
4359	LIFE ASSIST INC			RANCHO CORDOVA	CA	22300098	1001414	900.00	Annual Purchases for EMS Supplies - FY 22-23	5/12/2023
4359	LIFE ASSIST INC			RANCHO CORDOVA	CA	22300098	1001414	341.56	Annual Purchases for EMS Supplies - FY 22-23	5/12/2023
4359	LIFE ASSIST INC			RANCHO CORDOVA	CA	22300098	1001414	158.70	Annual Purchases for EMS Supplies - FY 22-23	5/12/2023
4359	LIFE ASSIST INC			RANCHO CORDOVA	CA	22300098	1001414	1,785.44	Annual Purchases for EMS Supplies - FY 22-23	5/12/2023
4359	LIFE ASSIST INC			RANCHO CORDOVA	CA	22300098	1001414	368.90	Annual Purchases for EMS Supplies - FY 22-23	5/12/2023
4359	LIFE ASSIST INC			RANCHO CORDOVA	CA	22300098	1001414	1,083.30	Annual Purchases for EMS Supplies - FY 22-23	5/12/2023
4359	LIFE ASSIST INC			RANCHO CORDOVA	CA	22300098	1001414	72.30	Annual Purchases for EMS Supplies - FY 22-23	5/12/2023
4359	LIFE ASSIST INC			RANCHO CORDOVA	CA	22300098	1001414	158.70	Annual Purchases for EMS Supplies - FY 22-23	5/12/2023
4359	LIFE ASSIST INC			RANCHO CORDOVA	CA	22300098	1001414	238.05	Annual Purchases for EMS Supplies - FY 22-23	5/12/2023
4359	LIFE ASSIST INC			RANCHO CORDOVA	CA	22300098	1001414	35.90	Annual Purchases for EMS Supplies - FY 22-23	5/12/2023
10593	LORRAINE MONTOYA			CARLSBAD	NM		312642	20.00	Travel to Abq-PD	5/12/2023
1519	LOU WARD		LOU'S SIGN & STICKER SHOP	CARLSBAD	NM	22306354	312505	2,400.00	Sign for Six Mile Dam	5/5/2023
1519	LOU WARD		LOU'S SIGN & STICKER SHOP	CARLSBAD	NM	22306174	312730	92.50	Emergency latch decals	5/19/2023
11815	LOWE'S			ATLANTA	GA	22306352	312506	1,367.58	sand	5/5/2023
11815	LOWE'S			ATLANTA	GA	22306322	312506	331.21	Material needed for various jobs	5/5/2023
11815	LOWE'S			ATLANTA	GA	22306013	312506	36.09	paint wand & rock bar for service crews	5/5/2023
11815	LOWE'S			ATLANTA	GA	22306426	312506	28.51	paint to cover up graffiti/ M Hernandez	5/5/2023
11815	LOWE'S			ATLANTA	GA	22306427	312506	77.40	paint for various jobs/J Ramos	5/5/2023
11815	LOWE'S			ATLANTA	GA	22306448	312506	62.02	batteries for timers various depts see notes	5/5/2023
11815	LOWE'S			ATLANTA	GA	22306289	312506	16.61	padlock for storage shed/I Abel	5/5/2023
11815	LOWE'S			ATLANTA	GA	22304956	312506	16.14	concrete anchors ferndale lift st lid	5/5/2023
11815	LOWE'S			ATLANTA	GA	22306476	312643	50.34	Substation Doorknobs	5/12/2023
11815	LOWE'S			ATLANTA	GA	22306353	312643	550.42	sand	5/12/2023
11815	LOWE'S			ATLANTA	GA	22306487	312643	136.64	vac truck	5/12/2023
11815	LOWE'S			ATLANTA	GA	22306533	312643	324.39	fans for shop	5/12/2023
11815	LOWE'S			ATLANTA	GA	22306513	312643	97.80	step stool, decoy camera, floodlight	5/12/2023
11815	LOWE'S			ATLANTA	GA	22306532	312643	474.05	Rifle Safe - Muni Court	5/12/2023
11815	LOWE'S			ATLANTA	GA	22304982	312643	505.86	cleaning supplies	5/12/2023
11815	LOWE'S			ATLANTA	GA	22306402	312731	681.17	supplies for patrons /rec events/cleaning supplies	5/19/2023
11815	LOWE'S			ATLANTA	GA	22306570	312731	1,190.77	Materials and Supplies for the Sports Complex	5/19/2023
11815	LOWE'S			ATLANTA	GA	22306687	312731	19.34	paint brushes for various jons	5/19/2023
11815	LOWE'S			ATLANTA	GA	22306523	312731	218.80	HOSE RACK	5/19/2023
11815	LOWE'S			ATLANTA	GA	22306114	312731	52.24	Lights for Terminal	5/19/2023
11815	LOWE'S			ATLANTA	GA	22306760	312731	91.00	rope to tie pads on pillars	5/19/2023
11815	LOWE'S			ATLANTA	GA	22306633	312731	175.30	handheld vacuums, office supplies	5/19/2023
11815	LOWE'S			ATLANTA	GA	22306617	312731	100.20	stock batteries for dept use	5/19/2023
11815	LOWE'S			ATLANTA	GA	22305840	312731	477.25	ELECTRICAL SUPPLIES FOR LIGHT CONVERSION	5/19/2023
11815	LOWE'S			ATLANTA	GA	22306704	312731	94.05	20V blower	5/19/2023
11815	LOWE'S			ATLANTA	GA	22306810	312731	49.32	tie pads on courts	5/19/2023



City of Carlsbad  
Check Register  
May 2023

VENDOR	NAME	NAME2	DBA	CITY	STATE	P.O.	CHECK NO	INVOICE NET	INVOICE DESCRIPTION	CHECK DATE
11815	LOWE'S			ATLANTA	GA	22306840	312731	379.90	water hoses for new pressure washer	5/19/2023
11815	LOWE'S			ATLANTA	GA	22306476	312832	50.34	Substation Doorknobs	5/26/2023
11815	LOWE'S			ATLANTA	GA	22306402	312832	197.97	supplies for patrons /rec events/cleaning supplies	5/26/2023
11815	LOWE'S			ATLANTA	GA	22306959	312832	664.99	Material and supplies for Const. dept.	5/26/2023
11815	LOWE'S			ATLANTA	GA	22306501	312832	1,804.05	refridgerator	5/26/2023
11815	LOWE'S			ATLANTA	GA	22306973	312832	169.10	Shower Faucets - Substation	5/26/2023
11815	LOWE'S			ATLANTA	GA	22304783	312832	181.92	Supplies for Beautification/Cleanups/Events	5/26/2023
11815	LOWE'S			ATLANTA	GA	22306980	312913	92.04	door sweeps	5/31/2023
11815	LOWE'S			ATLANTA	GA	22307020	312913	70.22	glue & primer for water svcs	5/31/2023
11815	LOWE'S			ATLANTA	GA	22306795	312913	56.17	Material needed for the Tennis Courts Building	5/31/2023
11815	LOWE'S			ATLANTA	GA	22306811	312913	526.02	Material needed for the Tennis Court building	5/31/2023
11815	LOWE'S			ATLANTA	GA	22307019	312913	94.05	Tools for Airport & Vehicles	5/31/2023
11815	LOWE'S			ATLANTA	GA	22307019	312913	717.23	Tools for Airport & Vehicles	5/31/2023
11815	LOWE'S			ATLANTA	GA	22307053	312913	518.50	Lowe's	5/31/2023
12000	M & B MUFFLER SHOP	MIKE VALDEZ JR		CARLSBAD	NM	22306116	312507	457.60	410 Repair exhaust for station vent system	5/5/2023
4731	MAIL SERVICE CENTER	MYRLENE GALLARDO		CARLSBAD	NM	22300043	1001371	51.00	FY 2023 - Express Mail Srvc	5/5/2023
4731	MAIL SERVICE CENTER	MYRLENE GALLARDO		CARLSBAD	NM	22300043	1001371	79.02	FY 2023 - Express Mail Srvc	5/5/2023
4731	MAIL SERVICE CENTER	MYRLENE GALLARDO		CARLSBAD	NM	22300043	1001371	46.48	FY 2023 - Express Mail Srvc	5/5/2023
346	MALLORY SAFETY & SUPPLY LLC			LONGVIEW	WA	22306561	312914	69.99	Duty Holster Mag Mount - Rivera	5/31/2023
1583	MARGARET BARRERAS			CLOUDCROFT	NM		312833	46.25	Travel to Las Cruces-PD	5/26/2023
1573	MARIA BRITO			CARLSBAD	NM		312644	66.91	Travel to Abq-NMSRC	5/12/2023
1538	MARIA M. LOPEZ		P & R ENTERPRISES LLC	CARLSBAD	NM	22305461	312752	2,488.03	floor leveling	5/19/2023
1046	MARIO GONZALEZ SANTILLAN		ONE WAY TINT & AUTO	CARLSBAD	NM	22306722	312860	615.00	Dispatch Window Tint	5/26/2023
861	MARJANOVIC LAW LLC			ALBUQUERQUE	NM	22300554	1001415	1,077.50	Annual requisition for court appointed attorney	5/12/2023
861	MARJANOVIC LAW LLC			ALBUQUERQUE	NM	22300554	1001415	1,077.50	Annual requisition for court appointed attorney	5/12/2023
14259	MARK WARMBEIN			CARLSBAD	NM		312915	75.89	Travel to El Paso-Transit	5/31/2023
1493	MARRS GRIEBEL LAW, LTD.			ALBUQUERQUE	NM	22306714	312732	4,731.84	Marrs Griebel Law, Ltd	5/19/2023
4779	MASTER LUBE INC			CARLSBAD	NM	22305317	312508	93.70	OIL CHANGES FOR DOUBLE EAGLE	5/5/2023
4779	MASTER LUBE INC			CARLSBAD	NM	22305317	312508	93.70	OIL CHANGES FOR DOUBLE EAGLE	5/5/2023
4779	MASTER LUBE INC			CARLSBAD	NM	22303502	312508	247.78	OIL CHANGES FOR WATER DEPT.	5/5/2023
4779	MASTER LUBE INC			CARLSBAD	NM	22303502	312645	72.20	OIL CHANGES FOR WATER DEPT.	5/12/2023
4779	MASTER LUBE INC			CARLSBAD	NM	22300666	312646	62.70	PERD Vehicle Maintenance July	5/12/2023
4779	MASTER LUBE INC			CARLSBAD	NM	22300666	312834	123.95	PERD Vehicle Maintenance July	5/26/2023
4779	MASTER LUBE INC			CARLSBAD	NM	22303502	312916	83.70	OIL CHANGES FOR WATER DEPT.	5/31/2023
11452	MATTHEW WHITE			CARLSBAD	NM		312835	95.29	Travel to Socorro	5/26/2023
451	MAXIMUM SPLASH LLC			PEORIA	AZ	22305873	312733	2,339.52	Parts and supplies of the Splash Pad	5/19/2023
4759	MCCOYS LUMBER			CARLSBAD	NM	22306342	312509	187.80	Material needed for the cemetery	5/5/2023
4759	MCCOYS LUMBER			CARLSBAD	NM	22305814	312509	445.65	Post for fence at Cemetary	5/5/2023
4759	MCCOYS LUMBER			CARLSBAD	NM	22306463	312647	79.74	block for various service jobs	5/12/2023
4759	MCCOYS LUMBER			CARLSBAD	NM	22306349	312734	291.27	Supplies needed for various jobs	5/19/2023
4759	MCCOYS LUMBER			CARLSBAD	NM	22306596	312734	87.84	Hose Ends	5/19/2023
4759	MCCOYS LUMBER			CARLSBAD	NM	22306463	312917	60.62	block for various service jobs	5/31/2023
1309	MEDICAL AIR SERVICES ASSOCIATION, INC			PLANTATION	FL		405779	1,667.00	B2BCOCARL PR#1	5/5/2023
1309	MEDICAL AIR SERVICES ASSOCIATION, INC			PLANTATION	FL		405829	1,660.00	BCBCOCARL	5/19/2023
893	MH5500 LLC		BATTERIES PLUS 853	CARLSBAD	NM	22306157	312510	481.94	spare keys for units 1412, 1513 fob10031	5/5/2023
893	MH5500 LLC		BATTERIES PLUS 853	CARLSBAD	NM	22306368	312510	219.90	unit 2008 taurus, two keys and reprogramming	5/5/2023

City of Carlsbad  
Check Register  
May 2023

VENDOR	NAME	NAME2	DBA	CITY	STATE	P.O.	CHECK NO	INVOICE NET	INVOICE DESCRIPTION	CHECK DATE
893	MH5500 LLC		BATTERIES PLUS 853	CARLSBAD	NM	22306489	312648	169.99	1811- NEEDS BATTERY(TH)P/D	5/12/2023
893	MH5500 LLC		BATTERIES PLUS 853	CARLSBAD	NM	22306821	312836	2,463.48	RESTOCK FOR F/D AND P/D(TH)	5/26/2023
893	MH5500 LLC		BATTERIES PLUS 853	CARLSBAD	NM	22306883	312836	983.00	Batteries for units 1706, 2002, and 409	5/26/2023
893	MH5500 LLC		BATTERIES PLUS 853	CARLSBAD	NM	22207680	312918	377.98	409 BATTERY BLM	5/31/2023
893	MH5500 LLC		BATTERIES PLUS 853	CARLSBAD	NM	22207433	312918	389.97	BARRERY MAINTAINER FOR E-3 & RESTOCK	5/31/2023
893	MH5500 LLC		BATTERIES PLUS 853	CARLSBAD	NM	22306759	312918	47.99	12V LEAD PS-1230F BATTERY FOR ELECTRICAL	5/31/2023
13448	MICAH ROBERTS			ARTESIA	NM		312511	42.00	Travel to Animas-FD	5/5/2023
13448	MICAH ROBERTS			ARTESIA	NM		312837	160.53	Travel to Ft Worth	5/26/2023
11978	MICHAEL (BRAD) HENSON			CARLSBAD	NM		312919	18.00	Travel to Eunice	5/31/2023
11978	MICHAEL (BRAD) HENSON			CARLSBAD	NM		312919	142.49	Travel to Socorro	5/31/2023
11978	MICHAEL (BRAD) HENSON			CARLSBAD	NM		312919	18.00	Travel to Socorro	5/31/2023
14598	MICHAEL RAMIREZ			CARLSBAD	NM		312838	18.00	Travel to Albuquerque	5/26/2023
11851	MICHAEL TRUJILLO			CARLSBAD	NM		312839	817.00	Travel to Las Vegas NM-FD	5/26/2023
11851	MICHAEL TRUJILLO			CARLSBAD	NM		312839	507.00	Travel to Hondo NM-FD	5/26/2023
1303	MICHAEL W WOOD			CARLSBAD	NM	22302255	312512	417.98	Uniform Patches & Repairs Sept.22- June 23	5/5/2023
4869	MIDWEST TAPE			CINCINNATI	OH	22306488	1001416	5,000.00	digital content for collection	5/12/2023
4869	MIDWEST TAPE			CINCINNATI	OH	22300083	1001416	27.50	DVDs for adult circulating col	5/12/2023
4869	MIDWEST TAPE			CINCINNATI	OH	22300083	1001483	1,262.37	DVDs for adult circulating col	5/26/2023
4869	MIDWEST TAPE			CINCINNATI	OH	22300083	1001503	34.94	DVDs for adult circulating col	5/31/2023
4869	MIDWEST TAPE			CINCINNATI	OH	22300083	1001503	45.78	DVDs for adult circulating col	5/31/2023
1534	MIGHTY WASH			LUBBOCK	TX	22305394	312649	80.00	Maintenance on Executive Vehicle	5/12/2023
5218	MILLER ENGINEERS INC		DBA SOUDER, MILLER & ASSOCIATES	ALBUQUERQUE	NM	22301151	1001484	14,515.31	Engineering services for Double Eagle waterline	5/26/2023
4872	MINE SUPPLY	A DIVISION OF PURVIS IND.		DALLAS	TX	22305318	312840	72.41	RAGS FOR SHOP USE	5/26/2023
4872	MINE SUPPLY	A DIVISION OF PURVIS IND.		DALLAS	TX	22305318	312840	48.27	RAGS FOR SHOP USE	5/26/2023
4872	MINE SUPPLY	A DIVISION OF PURVIS IND.		DALLAS	TX	22306124	312840	4.28	REPLACEMENT HOSES, ORINGS, FITTINGS FOR SW TRUCKS	5/26/2023
4872	MINE SUPPLY	A DIVISION OF PURVIS IND.		DALLAS	TX	22306124	312840	99.74	REPLACEMENT HOSES, ORINGS, FITTINGS FOR SW TRUCKS	5/26/2023
388	MISSION COMMUNICATIONS LLC			NORCROSS	GA	22300163	312513	1,126.80	EST YRLY 7/22 TO 6/23 WIRELESS	5/5/2023
10246	MITCHELL & CRUSE	ARCHITECTURE, LLC		CARLSBAD	NM	22001139	312841	57,604.99	178155- ARCHITECTURAL SERVICE FOR CAVERN THEATER	5/26/2023
10246	MITCHELL & CRUSE	ARCHITECTURE, LLC		CARLSBAD	NM	22205822	312920	3,225.62	Architectural Service Fees	5/31/2023
10647	MOBILE SAFETY & CONSULT			CARLSBAD	NM	22306149	1001417	322.69	Drug Screen - After Hours Callout	5/12/2023
10647	MOBILE SAFETY & CONSULT			CARLSBAD	NM	22306149	1001417	440.47	Drug Screen - After Hours Callout	5/12/2023
4905	MODRALL SPERLING, ROEHL	HARRIS & SISK, PA		ALBUQUERQUE	NM	22301251	312736	1,621.10	Annual Purchase Requisition for WR/SG	5/19/2023
9450	MOLZEN-CORBIN & ASSOC,INC			ALBUQUERQUE	NM	22306745	312842	473.09	Task Order 2022-2 for DBE	5/26/2023
670	MONTGOMERY & ANDREWS, P.A.			SANTA FE	NM	22300542	1001372	4,874.06	ELEA Legislative Services	5/5/2023
4917	MORALES UPHOLSTERY	JESUS MORALES		CARLSBAD	NM	22304486	312843	229.54	repair tarp for sw roll off	5/26/2023
4935	MORRISON SUPPLY			DALLAS	TX	22306420	312650	155.85	Supplies needed for irrigation	5/12/2023
4935	MORRISON SUPPLY			DALLAS	TX	22305897	312650	254.07	Material and Supplies needed for various parks	5/12/2023
4935	MORRISON SUPPLY			DALLAS	TX	22306261	312650	100.84	plumbing parts	5/12/2023
4935	MORRISON SUPPLY			DALLAS	TX	22305897	312650	309.77	Material and Supplies needed for various parks	5/12/2023
4935	MORRISON SUPPLY			DALLAS	TX	22306420	312650	127.90	Supplies needed for irrigation	5/12/2023
4935	MORRISON SUPPLY			DALLAS	TX	22306542	312650	442.57	MATERIALS FOR HOF	5/12/2023
4935	MORRISON SUPPLY			DALLAS	TX	22306597	312737	1,041.27	AC Repair	5/19/2023
4935	MORRISON SUPPLY			DALLAS	TX	22306848	312921	107.72	Supplies needed for Irrigation work	5/31/2023
12913	N7 TACTICAL TRAINING LLC			CARLSBAD	NM	22306362	312651	3,000.00	Basic SWAT Training - 6/12-16/23	5/12/2023
12913	N7 TACTICAL TRAINING LLC			CARLSBAD	NM	22306279	312651	3,750.00	Basic SWAT Training Course for SWAT Medics	5/12/2023
12340	NADINE MIRELES			CARLSBAD	NM		312514	834.51	Travel to ABQ-Clerk	5/5/2023

City of Carlsbad  
Check Register  
May 2023

VENDOR	NAME	NAME2	DBA	CITY	STATE	P.O.	CHECK NO	INVOICE NET	INVOICE DESCRIPTION	CHECK DATE
13366	NATIONAL INDUSTRIAL & SAFETY SUPPLY LLC			OLYMPIA	WA	22306670	312845	1,110.20	vests n harness for water dept crews	5/26/2023
5159	NATIONAL JUDGES ASSN			GLENDALE	OR	22306751	312738	150.00	National Judges Association membership dues	5/19/2023
5159	NATIONAL JUDGES ASSN			GLENDALE	OR	22306778	312738	275.00	National Judicial Conference	5/19/2023
5029	NATIONAL TACTICAL OFFICERS ASSOCIATION			COLORADO SPR	CO	22306568	312652	2,295.00	SWAT Team Leader Development	5/12/2023
5376	NEUMARK IRRIGATION	SOLSBURY HILL LLC		ALBUQUERQUE	NM	22306273	312653	2,493.90	Material needed for Various Parks	5/12/2023
5376	NEUMARK IRRIGATION	SOLSBURY HILL LLC		ALBUQUERQUE	NM	22306849	312846	2,483.98	Material needed for Irrigation at various parks	5/26/2023
5810	NEW MEXICO GAS CO. INC.			ALBUQUERQUE	NM	22300185	312654	111.35	Gas Service for All Stations July 22-June 23	5/12/2023
5810	NEW MEXICO GAS CO. INC.			ALBUQUERQUE	NM	22300317	312739	895.69	2022-2023 Annual Usage - Gas C	5/19/2023
5810	NEW MEXICO GAS CO. INC.			ALBUQUERQUE	NM	22300403	312922	500.86	Natural gas	5/31/2023
5483	NEW MEXICO MAGAZINE			SANTA FE	NM	22300716	312655	3,255.50	New Mexico Magazine	5/12/2023
5483	NEW MEXICO MAGAZINE			SANTA FE	NM	22300716	312655	(850.00)	New Mexico Magazine	5/12/2023
5483	NEW MEXICO MAGAZINE			SANTA FE	NM	22300716	312655	3,255.50	New Mexico Magazine	5/12/2023
5551	NICHOLS PRINTING, INC.			CARLSBAD	NM	22306147	312515	257.00	LIQUIDWASTE DISCHARGE PERMITS	5/5/2023
5551	NICHOLS PRINTING, INC.			CARLSBAD	NM	22306175	312656	398.00	CFD Brochure	5/12/2023
5551	NICHOLS PRINTING, INC.			CARLSBAD	NM	22306512	312740	99.00	Business Cards - Det Morgan	5/19/2023
5551	NICHOLS PRINTING, INC.			CARLSBAD	NM	22306511	312740	45.00	Business Cards for Danny Fletcher	5/19/2023
5551	NICHOLS PRINTING, INC.			CARLSBAD	NM	22306683	312740	90.00	CFD Flyer	5/19/2023
5551	NICHOLS PRINTING, INC.			CARLSBAD	NM	22306682	312847	169.00	Traffic Business Cards	5/26/2023
5551	NICHOLS PRINTING, INC.			CARLSBAD	NM	22306616	312847	170.00	Office Supplies	5/26/2023
5551	NICHOLS PRINTING, INC.			CARLSBAD	NM	22306779	312923	747.00	Office Supplies	5/31/2023
8953	NM CHILD SUPPORT	ENFORCEMENT DIVISION		ALBUQUERQUE	NM		405780	167.19	201311	5/5/2023
8953	NM CHILD SUPPORT	ENFORCEMENT DIVISION		ALBUQUERQUE	NM		405780	204.46	395691	5/5/2023
8953	NM CHILD SUPPORT	ENFORCEMENT DIVISION		ALBUQUERQUE	NM		405780	44.77	256156	5/5/2023
8953	NM CHILD SUPPORT	ENFORCEMENT DIVISION		ALBUQUERQUE	NM		405780	276.92	268617	5/5/2023
8953	NM CHILD SUPPORT	ENFORCEMENT DIVISION		ALBUQUERQUE	NM		405780	448.15	460530	5/5/2023
8953	NM CHILD SUPPORT	ENFORCEMENT DIVISION		ALBUQUERQUE	NM		405780	297.23	421456	5/5/2023
8953	NM CHILD SUPPORT	ENFORCEMENT DIVISION		ALBUQUERQUE	NM		405780	120.00	262914	5/5/2023
8953	NM CHILD SUPPORT	ENFORCEMENT DIVISION		ALBUQUERQUE	NM		405780	115.38	374496	5/5/2023
8953	NM CHILD SUPPORT	ENFORCEMENT DIVISION		ALBUQUERQUE	NM		405830	204.46	395691	5/19/2023
8953	NM CHILD SUPPORT	ENFORCEMENT DIVISION		ALBUQUERQUE	NM		405830	44.77	256156	5/19/2023
8953	NM CHILD SUPPORT	ENFORCEMENT DIVISION		ALBUQUERQUE	NM		405830	276.92	268617	5/19/2023
8953	NM CHILD SUPPORT	ENFORCEMENT DIVISION		ALBUQUERQUE	NM		405830	448.15	460530	5/19/2023
8953	NM CHILD SUPPORT	ENFORCEMENT DIVISION		ALBUQUERQUE	NM		405830	297.23	421456	5/19/2023
8953	NM CHILD SUPPORT	ENFORCEMENT DIVISION		ALBUQUERQUE	NM		405830	120.00	262914	5/19/2023
8953	NM CHILD SUPPORT	ENFORCEMENT DIVISION		ALBUQUERQUE	NM		405830	115.38	374496	5/19/2023
5448	NM DEPT OF PUBLIC SAFETY	ADMIN SERVICES DIVISION		SANTA FE	NM	22306791	312741	15.00	Background Check - EFlorez	5/19/2023
5470	NM EMS BUREAU			SANTA FE	NM	22303922	312516	125.00	Initial EMD Licenses - Dispatch	5/5/2023
5465	NM ENVIRONMENT DEPT.			CARLSBAD	NM	22306312	312517	150.00	Inspection for Splash Pad	5/5/2023
5465	NM ENVIRONMENT DEPT.			CARLSBAD	NM	22306898	312848	150.00	Waterpark Inspection	5/26/2023
5465	NM ENVIRONMENT DEPT.			CARLSBAD	NM	22306898	312848	150.00	Waterpark Inspection	5/26/2023
5465	NM ENVIRONMENT DEPT.			CARLSBAD	NM	22306898	312848	150.00	Waterpark Inspection	5/26/2023
5465	NM ENVIRONMENT DEPT.			CARLSBAD	NM	22306898	312848	150.00	Waterpark Inspection	5/26/2023
5465	NM ENVIRONMENT DEPT.			CARLSBAD	NM	22306136	312924	150.00	APPLICATION PERMIT FOR THE SPLASH PAD	5/31/2023
5467	NM JUNIOR COLLEGE	ACCOUNTS RECEIVABLE		HOBBS	NM	22305837	312518	800.00	Red Dot Training - CAustin JLogsdon	5/5/2023
5484	NM LIBRARY ASSOCIATION			ALBUQUERQUE	NM	22300086	312742	60.00	New Mexico State Library Assoc	5/19/2023
8955	NM RETIREE HEALTH CARE			DALLAS	TX		405781	35,383.87	RHCA PR#1	5/5/2023

City of Carlsbad  
Check Register  
May 2023

VENDOR	NAME	NAME2	DBA	CITY	STATE	P.O.	CHECK NO	INVOICE NET	INVOICE DESCRIPTION	CHECK DATE
8955	NM RETIREE HEALTH CARE			DALLAS	TX		405831	35,472.11	RHCA PR#2	5/19/2023
5497	NMML	NM MUNICIPAL LEAGUE		SANTA FE	NM	22305763	312519	75.00	2023 NMML Certification Workshop and Spring Meetin	5/5/2023
5497	NMML	NM MUNICIPAL LEAGUE		SANTA FE	NM	22305763	312519	200.00	2023 NMML Certification Workshop and Spring Meetin	5/5/2023
13398	NORTHERN TOOL & EQUIPMENT	CATALOG HOLDINGS INC		BURNSVILLE	MN	22306208	312520	419.98	bits for tatum wells job	5/5/2023
13398	NORTHERN TOOL & EQUIPMENT	CATALOG HOLDINGS INC		BURNSVILLE	MN	22306208	312520	799.98	bits for tatum wells job	5/5/2023
13398	NORTHERN TOOL & EQUIPMENT	CATALOG HOLDINGS INC		BURNSVILLE	MN	22306190	312657	2,260.00	Core bits needed for drill	5/12/2023
13398	NORTHERN TOOL & EQUIPMENT	CATALOG HOLDINGS INC		BURNSVILLE	MN	22305599	312743	418.98	replace sawzall & inverters per A Parraz	5/19/2023
13138	NUTRIEN AG SOLUTIONS			WALL LAKE	IA	22306006	312658	2,340.70	Fertilizer for all various parks	5/12/2023
13138	NUTRIEN AG SOLUTIONS			WALL LAKE	IA	22306276	312658	2,197.70	Chemicals for the Sports Complex	5/12/2023
11090	ODESSA AMERICAN	AIM MEDIA TEXAS OPERATING		MCALLEN	TX	22300832	312521	179.00	Newcomers Guide ADs	5/5/2023
5639	OFFICE DEPOT INC.			DALLAS	TX	22306286	312522	90.59	multipurpose printer for director's office	5/5/2023
5639	OFFICE DEPOT INC.			DALLAS	TX	22306286	312522	819.00	multipurpose printer for director's office	5/5/2023
5639	OFFICE DEPOT INC.			DALLAS	TX	22306343	312522	127.28	Office Supplies	5/5/2023
5639	OFFICE DEPOT INC.			DALLAS	TX	22306507	312744	25.49	Office supplies needed for PW Office	5/19/2023
5639	OFFICE DEPOT INC.			DALLAS	TX	22306507	312744	65.79	Office supplies needed for PW Office	5/19/2023
5639	OFFICE DEPOT INC.			DALLAS	TX	22306507	312744	28.38	Office supplies needed for PW Office	5/19/2023
5639	OFFICE DEPOT INC.			DALLAS	TX	22306520	312744	40.59	Office Supplies for PW office	5/19/2023
5639	OFFICE DEPOT INC.			DALLAS	TX	22306520	312744	48.78	Office Supplies for PW office	5/19/2023
5639	OFFICE DEPOT INC.			DALLAS	TX	22306240	312744	67.07	Office supplies needed for PW office	5/19/2023
5639	OFFICE DEPOT INC.			DALLAS	TX	22306752	312849	17.96	OFFICE SUPPLIES FOR THE SOLID WASTE DEPT	5/26/2023
5639	OFFICE DEPOT INC.			DALLAS	TX	22306792	312849	63.67	CD & MS OFFICE SUPPLIES	5/26/2023
5639	OFFICE DEPOT INC.			DALLAS	TX	22306792	312849	521.77	CD & MS OFFICE SUPPLIES	5/26/2023
5639	OFFICE DEPOT INC.			DALLAS	TX	22306792	312849	126.95	CD & MS OFFICE SUPPLIES	5/26/2023
5639	OFFICE DEPOT INC.			DALLAS	TX	22306793	312925	61.62	Supplies needed for the PW Office	5/31/2023
5639	OFFICE DEPOT INC.			DALLAS	TX	22306793	312925	26.99	Supplies needed for the PW Office	5/31/2023
5639	OFFICE DEPOT INC.			DALLAS	TX	22306850	312925	84.98	Wireless mouses for PW director and Parks Sup.	5/31/2023
5639	OFFICE DEPOT INC.			DALLAS	TX	22306838	312925	153.13	Office Supplies	5/31/2023
9998	ONE TIME						80215	18.92	EXP#000193	5/4/2023
9998	ONE TIME						80216	10.07	EXP#000212	5/4/2023
9998	ONE TIME						80217	15.02	EXP#000221	5/4/2023
9998	ONE TIME						80218	1.56	EXP#000162	5/4/2023
9998	ONE TIME						80219	2.89	EXP#000220	5/4/2023
9998	ONE TIME						80220	9.31	EXP#000176	5/4/2023
9998	ONE TIME						80221	1.53	EXP#000172	5/4/2023
9998	ONE TIME						80222	32.47	EXP#000156	5/4/2023
9998	ONE TIME						80223	7.36	EXP#000174	5/4/2023
9998	ONE TIME						80224	28.60	EXP#000190	5/4/2023
9998	ONE TIME						80225	2.95	EXP#000208	5/4/2023
9998	ONE TIME						80226	30.88	EXP#000157	5/4/2023
9998	ONE TIME						80227	5.25	EXP#000202	5/4/2023
9998	ONE TIME						80228	30.95	EXP#000158	5/4/2023
9998	ONE TIME						80229	26.36	EXP#000159	5/4/2023
9998	ONE TIME						80230	30.86	EXP#000181	5/4/2023
9998	ONE TIME						80231	30.95	EXP#000188	5/4/2023
9998	ONE TIME						80232	30.95	EXP#000199	5/4/2023
9998	ONE TIME						80233	14.08	EXP#000203	5/4/2023

City of Carlsbad  
Check Register  
May 2023

VENDOR	NAME	NAME2	DBA	CITY	STATE	P.O.	CHECK NO	INVOICE NET	INVOICE DESCRIPTION	CHECK DATE
9998	ONE TIME						80234	14.05	EXP#000204	5/4/2023
9998	ONE TIME						80235	16.81	EXP#000218	5/4/2023
9998	ONE TIME						80236	16.90	EXP#000219	5/4/2023
9998	ONE TIME						80237	62.17	EXP#000200	5/4/2023
9998	ONE TIME						80238	106.44	EXP#000182	5/4/2023
9998	ONE TIME						80239	45.00	EXP#000201	5/4/2023
9998	ONE TIME						80240	25.56	EXP#000206	5/4/2023
9998	ONE TIME						80241	19.70	EXP#000178	5/4/2023
9998	ONE TIME						80242	29.20	EXP#000191	5/4/2023
9998	ONE TIME						80243	30.89	EXP#000175	5/4/2023
9998	ONE TIME						80244	19.72	EXP#000169	5/4/2023
9998	ONE TIME						80245	167.44	EXP#000163	5/4/2023
9998	ONE TIME						80246	30.89	EXP#000197	5/4/2023
9998	ONE TIME						80247	16.16	EXP#000216	5/4/2023
9998	ONE TIME						80248	27.02	EXP#000210	5/4/2023
9998	ONE TIME						80249	93.93	EXP#000164	5/4/2023
9998	ONE TIME						80250	12.86	EXP#000196	5/4/2023
9998	ONE TIME						80251	45.00	EXP#000185	5/4/2023
9998	ONE TIME						80252	14.86	EXP#000177	5/4/2023
9998	ONE TIME						80253	2.30	EXP#000165	5/4/2023
9998	ONE TIME						80254	17.97	EXP#000170	5/4/2023
9998	ONE TIME						80255	32.47	EXP#000180	5/4/2023
9998	ONE TIME						80256	44.55	EXP#000184	5/4/2023
9998	ONE TIME						80257	23.38	EXP#000155	5/4/2023
9998	ONE TIME						80258	118.12	EXP#000161	5/4/2023
9998	ONE TIME						80259	10.49	EXP#000186	5/4/2023
9998	ONE TIME						80260	21.39	EXP#000189	5/4/2023
9998	ONE TIME						80261	1.47	EXP#000173	5/4/2023
9998	ONE TIME						80262	30.89	EXP#000160	5/4/2023
9998	ONE TIME						80263	30.95	EXP#000153	5/4/2023
9998	ONE TIME						80264	89.45	EXP#000187	5/4/2023
9998	ONE TIME						80265	20.87	EXP#000179	5/4/2023
9998	ONE TIME						80266	834.42	EXP#000195	5/4/2023
9998	ONE TIME						80267	134.58	EXP#000154	5/4/2023
9998	ONE TIME						80268	18.38	EXP#000192	5/4/2023
9998	ONE TIME						80269	18.95	EXP#000167	5/4/2023
9998	ONE TIME						80270	22.74	EXP#000166	5/4/2023
9998	ONE TIME						80271	88.18	EXP#000152	5/4/2023
9998	ONE TIME						80272	14.99	EXP#000217	5/4/2023
9998	ONE TIME						80273	8.55	EXP#000209	5/4/2023
9998	ONE TIME						80274	155.87	EXP#000214	5/4/2023
9998	ONE TIME						80275	29.63	EXP#000183	5/4/2023
9998	ONE TIME						80276	6.36	EXP#000168	5/4/2023
9998	ONE TIME						80277	156.39	EXP#000211	5/4/2023
9998	ONE TIME						80278	54.51	EXP#000215	5/4/2023
9998	ONE TIME						80279	27.01	EXP#000222	5/4/2023

City of Carlsbad  
Check Register  
May 2023

VENDOR	NAME	NAME2	DBA	CITY	STATE	P.O.	CHECK NO	INVOICE NET	INVOICE DESCRIPTION	CHECK DATE
9998	ONE TIME						80280	67.98	EXP#000151	5/4/2023
9998	ONE TIME						80281	81.02	EXP#000198	5/4/2023
9998	ONE TIME						80282	8.55	EXP#000207	5/4/2023
9998	ONE TIME						80283	11.21	EXP#000205	5/4/2023
9998	ONE TIME						80284	51.50	EXP#000171	5/4/2023
9998	ONE TIME						80285	41.30	EXP#000213	5/4/2023
9998	ONE TIME						80286	248.62	EXP#000150	5/4/2023
9998	ONE TIME						80287	13.49	EXP#000194	5/4/2023
9999	ONE TIME						312523	50.00	Deposit Refund	5/5/2023
9999	ONE TIME						312524	50.00	Deposit Refund-RC	5/5/2023
9999	ONE TIME						312525	50.00	Deposit Refund	5/5/2023
9999	ONE TIME						312526	50.00	Deposit Refund	5/5/2023
9999	ONE TIME						312527	50.00	Deposit Refund	5/5/2023
9999	ONE TIME						312528	50.00	Deposit Refund-RC	5/5/2023
9999	ONE TIME						312529	50.00	Deposit Refund	5/5/2023
9999	ONE TIME						312530	2,857.08	overpayment on Water Tap	5/5/2023
9999	ONE TIME						312659	50.00	Deposit Refund-RC	5/12/2023
9999	ONE TIME						312745	50.00	Deposit Refund	5/19/2023
9999	ONE TIME						312746	50.00	Deposit Refund	5/19/2023
9999	ONE TIME						312747	50.00	Deposit Refund-RC	5/19/2023
9999	ONE TIME						312748	80.00	Overpayment on Court Fines	5/19/2023
9999	ONE TIME						312749	50.00	Deposit Refund	5/19/2023
9999	ONE TIME						312750	50.00	Deposit Refund for RRC Rental	5/19/2023
9999	ONE TIME						312850	50.00	Deposit Refund	5/26/2023
9999	ONE TIME						312851	50.00	Deposit Refund-RC	5/26/2023
9999	ONE TIME						312852	350.00	Deposit Refund-CC	5/26/2023
9999	ONE TIME						312853	49.50	Refund for building permit issued to wrong address	5/26/2023
9999	ONE TIME						312854	3,514.26	Remb for Damaged Vehicle	5/26/2023
9999	ONE TIME						312855	50.00	Deposit Refund-RC	5/26/2023
9999	ONE TIME						312857	50.00	Deposit refund for Power house/Riverwalk	5/26/2023
9999	ONE TIME						312858	700.00	Deposit Refund/Walter Gerrells Perf Arts Rental	5/26/2023
9999	ONE TIME						312859	500.00	Deposit Refund/Walter Gerrells Perf Arts Rental	5/26/2023
9999	ONE TIME						312926	13,481.00	Damage to Vehicle	5/31/2023
5668	OREILLY AUTO/FIRST CALL			SPRINGFIELD	MO	22306649	1001452	16.04	Replacement tail lights	5/19/2023
5668	OREILLY AUTO/FIRST CALL			SPRINGFIELD	MO	22306649	1001452	16.04	Replacement tail lights	5/19/2023
5693	ORIENTAL TRADING CO	OTC BRANDS		OMAHA	NE	22306547	312751	266.25	supplies for patrons /rec eventss	5/19/2023
5693	ORIENTAL TRADING CO	OTC BRANDS		OMAHA	NE	22306547	312927	10.00	supplies for patrons /rec eventss	5/31/2023
3017	ORLANDO GARZA		GUADALUPE PEST CONTROL	CARLSBAD	NM	22300543	312531	34,852.87	Groundskeeping & Open/Close graves 7/2022 -- 6/202	5/5/2023
3017	ORLANDO GARZA		GUADALUPE PEST CONTROL	CARLSBAD	NM	22300622	312861	2,581.55	Herbicides for Cemetery July 2022 thru June 2023	5/26/2023
3017	ORLANDO GARZA		GUADALUPE PEST CONTROL	CARLSBAD	NM	22300622	312928	2,057.59	Herbicides for Cemetery July 2022 thru June 2023	5/31/2023
11886	OTC BRANDS, INC.			DES MOINES	IA	22306188	312532	525.14	public community event	5/5/2023
16080	OTIS WATER USERS CO-OP			CARLSBAD	NM	22301126	312862	94.66	Water services for Sunset July, 2022 thru June 202	5/26/2023
10025	OVERDRIVE INC			CLEVELAND	OH	22307051	312929	3,410.00	digital content for collection	5/31/2023
349	OXI FRESH OF SE NM LLC			ROSWELL	NM	22305042	1001418	602.82	carpet cleanings Adult Respite	5/12/2023
5848	PATS PARTS & SVC, INC.	PATRICK M. HARGES		CARLSBAD	NM	22306482	312753	869.80	Need asap, out of stock	5/19/2023
5729	PECOS VALLEY BROADCASTING CORP			ARTESIA	NM	22306213	312533	538.22	Spring Radio Advertising	5/5/2023

City of Carlsbad  
Check Register  
May 2023

VENDOR	NAME	NAME2	DBA	CITY	STATE	P.O.	CHECK NO	INVOICE NET	INVOICE DESCRIPTION	CHECK DATE
5889	PETERSON'S WATER TREATMENT LLC			ALBUQUERQUE	NM	22300101	312534	720.39	FY23 Water Treatment for Various City Buildings	5/5/2023
5889	PETERSON'S WATER TREATMENT LLC			ALBUQUERQUE	NM	22306205	312930	618.64	Clean/Flush Heat Pump Chemicals	5/31/2023
5882	PETES EQUIPMENT REPAIR, INC			ALBUQUERQUE	NM	22306332	1001453	57.49	COOLANT SENSOR FRO ST #9128	5/19/2023
68	PETSENSE			CARLSBAD	NM	22306557	312660	269.90	DOG FOOD	5/12/2023
68	PETSENSE			CARLSBAD	NM	22306604	312661	269.90	DOG FOOD	5/12/2023
6541	PILOT THOMAS LOGISTICS, LLC			DALLAS	TX	22306277	312535	1,168.79	dyed diesel for golf course equipment	5/5/2023
10935	PIPESTONE EQUIPMENT LLC			GOLDEN	CO	22306304	312662	4,391.51	Repair DE PRV 1B/Sole source attached	5/12/2023
10935	PIPESTONE EQUIPMENT LLC			GOLDEN	CO	22306447	312754	1,434.87	REPAIR DE 2MIL RES. INLET	5/19/2023
10935	PIPESTONE EQUIPMENT LLC			GOLDEN	CO	22306531	312754	1,927.14	DE PRV1B repair	5/19/2023
5938	PITNEY BOWES GLOBAL FINANCIAL SERVICES LLC			PITTSBURGH	PA	22300544	312536	5,000.00	Postage FY 22/23	5/5/2023
5950	PLAINS WELDING SUPPLY,INC			CARLSBAD	NM	22303281	1001373	17.85	Monthly Nitrogen Bottle Rental Fee	5/5/2023
5950	PLAINS WELDING SUPPLY,INC			CARLSBAD	NM	22304018	1001373	17.00	costs to refill nitrogen tank per R Lopez2	5/5/2023
5950	PLAINS WELDING SUPPLY,INC			CARLSBAD	NM	22300595	1001373	87.00	Oxygen Delivery July 22-June 23	5/5/2023
5950	PLAINS WELDING SUPPLY,INC			CARLSBAD	NM	22300595	1001419	87.00	Oxygen Delivery July 22-June 23	5/12/2023
5950	PLAINS WELDING SUPPLY,INC			CARLSBAD	NM	22305764	1001454	370.00	GRINDER FOR WELDING SHOP	5/19/2023
5950	PLAINS WELDING SUPPLY,INC			CARLSBAD	NM	22300595	1001454	87.00	Oxygen Delivery July 22-June 23	5/19/2023
5950	PLAINS WELDING SUPPLY,INC			CARLSBAD	NM	22300595	1001485	87.00	Oxygen Delivery July 22-June 23	5/26/2023
5950	PLAINS WELDING SUPPLY,INC			CARLSBAD	NM	22300595	1001485	87.00	Oxygen Delivery July 22-June 23	5/26/2023
5950	PLAINS WELDING SUPPLY,INC			CARLSBAD	NM	22304018	1001485	17.00	costs to refill nitrogen tank per R Lopez2	5/26/2023
5960	PLATEAU WIRELESS INC.			CLOVIS	NM	22304971	312755	1,359.25	account#3246890	5/19/2023
5972	POSTAL PROS, INC			CALDWELL	ID	22300206	312663	823.17	EST YRLY WTR CONSV BILL INSERT	5/12/2023
5972	POSTAL PROS, INC			CALDWELL	ID	22300545	312663	8,772.34	Printing and Mailing Utility Bills FY 22/23	5/12/2023
5981	PROFORCE LAW ENFORCEMENT			PRESCOTT	AZ	22305610	312756	2,179.20	Flash Bangs	5/19/2023
8964	PROVIDENT LIFE & ACCIDENT	INSURANCE CO. (UNUM)		ALTANTA	GA		405782	102.16	BCN E0228148	5/5/2023
8964	PROVIDENT LIFE & ACCIDENT	INSURANCE CO. (UNUM)		ALTANTA	GA		405832	102.16	BCN E0228148	5/19/2023
6106	PUBLIC AGENCY TRNNG CNCL	AEGEAN, LLC		PLAINFIELD	IN	22306852	312863	595.00	Detective Training - Morgan	5/26/2023
11077	PUBLIC SAFETY PSYCHOLOGICAL SERVICES			DEMING	NM	22306150	312864	373.84	Psychological Evaluation - Barreras	5/26/2023
12603	PUBLIC SAFETY PSYCHOLOGY	GROUP LLC		ALBUQUERQUE	NM	22305546	312537	350.19	Peer Support Trng - LAsh	5/5/2023
5032	PURE OPERATIONS, LLC			LAS CRUCES	NM	22306638	312865	5,883.37	Restock Master Meters/Sole Source attached	5/26/2023
6097	PVT			ARTESIA	NM	22300041	312538	89.99	account#11758200	5/5/2023
6097	PVT			ARTESIA	NM	22300997	312538	136.91	account#1304750	5/5/2023
6097	PVT			ARTESIA	NM	22300623	312538	1,305.94	account#814600	5/5/2023
6097	PVT			ARTESIA	NM	22300335	312538	45.12	account#10178900	5/5/2023
6097	PVT			ARTESIA	NM	22300242	312538	209.75	account#311956200	5/5/2023
6097	PVT			ARTESIA	NM	22300243	312538	478.74	account#75300	5/5/2023
1571	QUAY DOMINGUEZ			CARLSBAD	NM		312540	597.87	2023 NMMCFOA Cert/ Albuquerque	5/5/2023
6164	QUEST DIAGNOSTICS	CLINICAL LABORATORIES,INC		ATLANTA	GA	22305728	312541	1,101.90	Drug Screens	5/5/2023
6168	QUILL OFFICE PRODUCTS	STAPLES INC		FRAMINGHAM	MA	22306313	312542	82.12	office supplies	5/5/2023
6168	QUILL OFFICE PRODUCTS	STAPLES INC		FRAMINGHAM	MA	22306313	312542	54.43	office supplies	5/5/2023
6168	QUILL OFFICE PRODUCTS	STAPLES INC		FRAMINGHAM	MA	22306313	312542	52.52	office supplies	5/5/2023
6168	QUILL OFFICE PRODUCTS	STAPLES INC		FRAMINGHAM	MA	22306313	312542	38.19	office supplies	5/5/2023
6168	QUILL OFFICE PRODUCTS	STAPLES INC		FRAMINGHAM	MA	22306313	312542	197.59	office supplies	5/5/2023
6168	QUILL OFFICE PRODUCTS	STAPLES INC		FRAMINGHAM	MA	22306313	312542	(65.30)	office supplies	5/5/2023
6168	QUILL OFFICE PRODUCTS	STAPLES INC		FRAMINGHAM	MA	22306385	312542	262.97	Office Supplies	5/5/2023
6168	QUILL OFFICE PRODUCTS	STAPLES INC		FRAMINGHAM	MA	22306385	312542	1,625.63	Office Supplies	5/5/2023
6168	QUILL OFFICE PRODUCTS	STAPLES INC		FRAMINGHAM	MA	22306500	312665	1,186.92	Office Supplies	5/12/2023

City of Carlsbad  
Check Register  
May 2023

VENDOR	NAME	NAME2	DBA	CITY	STATE	P.O.	CHECK NO	INVOICE NET	INVOICE DESCRIPTION	CHECK DATE
6168	QUILL OFFICE PRODUCTS	STAPLES INC		FRAMINGHAM	MA	22306385	312665	87.54	Office Supplies	5/12/2023
6168	QUILL OFFICE PRODUCTS	STAPLES INC		FRAMINGHAM	MA	22306102	312758	150.97	Materials and Supplies	5/19/2023
6168	QUILL OFFICE PRODUCTS	STAPLES INC		FRAMINGHAM	MA	22306102	312758	9.87	Materials and Supplies	5/19/2023
6168	QUILL OFFICE PRODUCTS	STAPLES INC		FRAMINGHAM	MA	22306102	312758	244.41	Materials and Supplies	5/19/2023
6168	QUILL OFFICE PRODUCTS	STAPLES INC		FRAMINGHAM	MA	22306718	312758	355.28	Materials and Supplies	5/19/2023
6168	QUILL OFFICE PRODUCTS	STAPLES INC		FRAMINGHAM	MA	22306569	312758	67.99	Office Supplies & Furniture	5/19/2023
6168	QUILL OFFICE PRODUCTS	STAPLES INC		FRAMINGHAM	MA	22306754	312867	105.48	Office Supplies - Dispatch	5/26/2023
6168	QUILL OFFICE PRODUCTS	STAPLES INC		FRAMINGHAM	MA	22306754	312867	295.58	Office Supplies - Dispatch	5/26/2023
6168	QUILL OFFICE PRODUCTS	STAPLES INC		FRAMINGHAM	MA	22306569	312867	498.89	Office Supplies & Furniture	5/26/2023
6168	QUILL OFFICE PRODUCTS	STAPLES INC		FRAMINGHAM	MA	22306569	312867	336.74	Office Supplies & Furniture	5/26/2023
6168	QUILL OFFICE PRODUCTS	STAPLES INC		FRAMINGHAM	MA	22306569	312867	403.74	Office Supplies & Furniture	5/26/2023
6168	QUILL OFFICE PRODUCTS	STAPLES INC		FRAMINGHAM	MA	22306569	312867	302.09	Office Supplies & Furniture	5/26/2023
6168	QUILL OFFICE PRODUCTS	STAPLES INC		FRAMINGHAM	MA	22306853	312867	21.22	office supplies	5/26/2023
6168	QUILL OFFICE PRODUCTS	STAPLES INC		FRAMINGHAM	MA	22306899	312867	331.29	Janitorial/Office Supplies	5/26/2023
6168	QUILL OFFICE PRODUCTS	STAPLES INC		FRAMINGHAM	MA	22306899	312867	115.96	Janitorial/Office Supplies	5/26/2023
6168	QUILL OFFICE PRODUCTS	STAPLES INC		FRAMINGHAM	MA	22306853	312932	298.61	office supplies	5/31/2023
6198	R & R PRODUCTS, INC.			TUCSON	AZ	22306346	312543	300.30	wire connectors and sprinkler base	5/5/2023
11291	RAPID MARINE FUELS LLC	TED BOOHER		DEER PARK	TX	22300021	1001487	150.00	Est. cost for waste oil remova	5/26/2023
6319	RAY ALLEN MANUFACTURING LLC			COLORADO SPRINGS	CO	22306386	1001420	1,363.79	K9 Supplies	5/12/2023
12797	RED ROCKET MEDIA LLC			LAS VEGAS	NV	22300273	312544	2,500.00	FY23 Social Media Advertising	5/5/2023
12797	RED ROCKET MEDIA LLC			LAS VEGAS	NV	22300272	312666	430.59	Social Media Marketing for Various City Depts	5/12/2023
12797	RED ROCKET MEDIA LLC			LAS VEGAS	NV	22300273	312869	2,500.00	FY23 Social Media Advertising	5/26/2023
12204	RELIANCE STANDARD	LIFE INSURANCE		CAROL STREAM	IL	405833		13,155.48	Life & Disab	5/19/2023
12651	RELIANT HIRING SOLUTIONS	THE LOVEJOY GROUP LLC		MANASSAS	VA	22306907	312870	499.00	Hiring Expo 6/9/23	5/26/2023
1029	REPUBLIC NATIONAL DISTRIBUTING CO			ALBUQUERQUE	NM	22306517	312667	1,127.04	Alcohol for Pro Shop	5/12/2023
636	REYES LARA EL AGAVE LLC		EL JIMADOR RESTAURANT	CARLSBAD	NM	22306510	312616	1,057.00	CATERING SUPPLIES FOR CINCO DE MAYO	5/12/2023
820	RICHARD G FLEMING		LAWN RANGERS OF CARLSBAD NM LLC	CARLSBAD	NM	22303695	1001370	250.00	landscape maintenance orchard In	5/5/2023
10597	RICHARD RAMIREZ			ROSWELL	NM		312871	795.00	Supervisor Leadership Course@Albuquerque	5/26/2023
12573	ROADRUNNER TOOLS LLC	BARRY PEARSON		LAKE ARTHUR	NM	22305269	1001455	103.30	PRINTING PAPER FOR BATTERY TESTER GARAGE SHOP	5/19/2023
1002	ROGER CLEVELAND GOLF CO. INC.		CLEVELAND GOLF/SRIXON	HUNTINGTON BEACH	CA	22303267	312668	120.90	Cleveland/Srixon Pre-Book	5/12/2023
1002	ROGER CLEVELAND GOLF CO. INC.		CLEVELAND GOLF/SRIXON	HUNTINGTON BEACH	CA	22303267	312668	660.96	Cleveland/Srixon Pre-Book	5/12/2023
1002	ROGER CLEVELAND GOLF CO. INC.		CLEVELAND GOLF/SRIXON	HUNTINGTON BEACH	CA	22303267	312668	216.00	Cleveland/Srixon Pre-Book	5/12/2023
1002	ROGER CLEVELAND GOLF CO. INC.		CLEVELAND GOLF/SRIXON	HUNTINGTON BEACH	CA	22306182	312872	247.20	PROC Tournament Order	5/26/2023
1002	ROGER CLEVELAND GOLF CO. INC.		CLEVELAND GOLF/SRIXON	HUNTINGTON BEACH	CA	22305832	312872	1,240.66	Pro Shop Merchandise	5/26/2023
1002	ROGER CLEVELAND GOLF CO. INC.		CLEVELAND GOLF/SRIXON	HUNTINGTON BEACH	CA	22304729	312872	586.50	Limited Edition Golf Bags	5/26/2023
1002	ROGER CLEVELAND GOLF CO. INC.		CLEVELAND GOLF/SRIXON	HUNTINGTON BEACH	CA	22303267	312933	354.00	Cleveland/Srixon Pre-Book	5/31/2023
10803	ROLAND ROY			CARLSBAD	NM		312934	100.65	AC Training-El Paso Texas/Garage	5/31/2023
246	ROLFSON OIL LLC			GRAPEVINE	TX	22306299	1001374	1,939.35	Drip oil for well field pumps per R Lopez	5/5/2023
246	ROLFSON OIL LLC			GRAPEVINE	TX	22306317	1001374	1,939.35	Hydraulic oil for wellfield per R Myers	5/5/2023
246	ROLFSON OIL LLC			GRAPEVINE	TX	22306228	1001456	2,260.00	DEF NEEDED FOR SW UNITS	5/19/2023
15718	RORY CASTANEDA			CARLSBAD	NM		312759	20.00	Recruiting Trip El Paso/CPD	5/19/2023
12554	RUDY VALLEJO		THE POOL TABLE GUY	LUBBOCK	TX	22306572	312885	1,875.00	REPLACE POOL TABLE FELT AND POCKETS	5/26/2023
6510	RUSH TRUCK CENTERS		INTERSTATE BILLING SERVICE	DECATUR	AL	22306274	312760	320.00	RADIATOR HOSE FOR SW #053	5/19/2023
6510	RUSH TRUCK CENTERS		INTERSTATE BILLING SERVICE	DECATUR	AL	22306143	312760	265.20	WATER PUMP & BELT FOR ST #9128	5/19/2023
6510	RUSH TRUCK CENTERS		INTERSTATE BILLING SERVICE	DECATUR	AL	22305905	312760	574.49	EXPANSION VALVE, EVAP, & SEALS FOR SW 16058	5/19/2023
1496	RYAN BLUE			CARLSBAD	NM		312545	20.00	Intermediate Class@ENMU-R	5/5/2023



City of Carlsbad  
Check Register  
May 2023

VENDOR	NAME	NAME2	DBA	CITY	STATE	P.O.	CHECK NO	INVOICE NET	INVOICE DESCRIPTION	CHECK DATE
1496	RYAN BLUE			CARLSBAD	NM		312669	20.00	Class in Roswell/Fire Dept	5/12/2023
1496	RYAN BLUE			CARLSBAD	NM		312873	20.00	Practical Testing ENMUR/Fire Dept	5/26/2023
6620	SAFETY KLEEN CORP.			DALLAS	TX	22300474	312761	761.89	Annual est. serv. parts and shop cleaner 7/22-7/23	5/19/2023
6620	SAFETY KLEEN CORP.			DALLAS	TX	22300009	312935	239.73	Annual Transit Solvent disposal/pickup 7/22 to 6/2	5/31/2023
14297	SAMUEL A RIVERA			CARLSBAD	NM		312762	20.00	Travel to Hobbs-PD	5/19/2023
14297	SAMUEL A RIVERA			CARLSBAD	NM		312874	85.70	Recruiting trip-El Paso/ Police Dept	5/26/2023
9427	SCOTT MAXWELL			CARLSBAD	NM		312875	507.00	Wildland Deployment-Mayhill/Fire Dept	5/26/2023
11469	SERGIO MALDONADO			ARTESIA	NM		312670	100.00	Law Enforcement Training Hobbs/ Police Dept	5/12/2023
6729	SETON IDENTIFICATION PRODUCTS			WILLIAMSVILLE	NY	22305758	312547	850.97	Asset Tags	5/5/2023
12084	SHALOM TRAILERS, INC			CARLSBAD	NM	22306669	1001457	20.12	replace tail light assembly on trailer	5/19/2023
12084	SHALOM TRAILERS, INC			CARLSBAD	NM	22306757	1001457	40.24	assemblies to replace broken tail lights/IH	5/19/2023
1177	SHARON D WRIGHT			CARLSBAD	NM	22304508	312936	432.00	Adult Card Class	5/31/2023
6742	SHARP ELECTRONICS CORP	SHARP LEASING USA COMPANY		MONTVALE	NJ	22300357	312763	3,907.71	Sharp Copiers - Annual Requisition.	5/19/2023
6760	SHERWIN-WILLIAMS			CARLSBAD	NM	22306297	312548	69.23	Paint supplies for garage/welding shop	5/5/2023
6760	SHERWIN-WILLIAMS			CARLSBAD	NM	22306719	312764	812.53	Paint for sports fields	5/19/2023
6760	SHERWIN-WILLIAMS			CARLSBAD	NM	22306483	312876	2,363.19	PARTS FOR PAINT MACHINE	5/26/2023
6794	SHORTHORN LITTLE LEAGE			CARLSBAD	NM	22306543	1001421	9,100.00	Carlsbad Shorthorn League Services for games held	5/12/2023
1239	SHORT'S PAINT & BODY LLC			CARLSBAD	NM	22307038	312937	2,436.70	Towing charges	5/31/2023
5252	SIDDONS-MARTIN EMERGENCY GROUP			DALLAS	TX	22305532	312877	1,375.08	L-2 CABLE REPLACEMENT	5/26/2023
1526	SIGN SOLUTIONS USA, LLC			FARGO	ND	22305816	312878	1,938.30	Materials for sign shop	5/26/2023
6873	SMITH ENGINEERING INC.			ROSWELL	NM	22306185	1001375	1,533.98	Testing for new Pickleball Courts	5/5/2023
6873	SMITH ENGINEERING INC.			ROSWELL	NM	22303003	1001422	1,318.31	Engineering for Well Houses and survey.	5/12/2023
6873	SMITH ENGINEERING INC.			ROSWELL	NM	22305686	1001422	3,056.63	Backfill density testing	5/12/2023
1558	SONDER CRANE & INDUSTRIAL LLC			ALBUQUERQUE	NM	22306170	312765	2,141.81	EST COST TO INSPECT & RECERTIFY LIFTS	5/19/2023
1569	SONETICS CORPORATION		FIRECOM	LAKE OSWEGO	OR	22306340	312549	278.40	Materials for Radio in New Engine	5/5/2023
1569	SONETICS CORPORATION		FIRECOM	LAKE OSWEGO	OR	22306540	312766	63.43	Materials for Radio in New Engine	5/19/2023
951	SONJA DURAN	S&S CUSTOMS		CARLSBAD	NM	22306396	312546	865.90	Transit #54 Decals / Stickers all around	5/5/2023
6980	SOUTH COUNTRY GREENHOUSE	FRANKIE L MARTINO		CARLSBAD	NM	22306530	1001458	1,095.00	Tree needed at the top of the beach	5/19/2023
6990	SOUTHEAST READY MIX, INC.			CARLSBAD	NM	22305171	312550	294.50	Concrete needed for various parks	5/5/2023
6990	SOUTHEAST READY MIX, INC.			CARLSBAD	NM	22305171	312550	560.50	Concrete needed for various parks	5/5/2023
997	SOUTHERN GLAZER'S WINE & SPIRITS		SOUTHERN GLAZER'S WINE & SPIRITS OF NM	ALBUQUERQUE	NM	22303536	312671	529.50	Alcohol for Pro Shop	5/12/2023
997	SOUTHERN GLAZER'S WINE & SPIRITS		SOUTHERN GLAZER'S WINE & SPIRITS OF NM	ALBUQUERQUE	NM	22306515	312671	2,315.66	Alcohol for Pro Shop	5/12/2023
366	SOUTHERN TIRE MART LLC			COLUMBIA	MS	22305476	312767	3,568.25	245/70r17 transforce a/t tires fs#00186 state cont	5/19/2023
366	SOUTHERN TIRE MART LLC			COLUMBIA	MS	22305727	312767	904.26	19.5-24 michelin industrial powercl tire	5/19/2023
7060	SOUTHWEST BODY & TOWING INC			ARTESIA	NM	22306464	312768	485.53	Emergency tow from Nat parks unit 9093	5/19/2023
60	SOUTHWEST ENVIRONMENTAL LLC			CARLSBAD	NM	22306316	1001376	3,034.24	Demolition Task Order	5/5/2023
60	SOUTHWEST ENVIRONMENTAL LLC			CARLSBAD	NM	22306361	1001424	4,902.95	Demolition Task Order	5/12/2023
60	SOUTHWEST ENVIRONMENTAL LLC			CARLSBAD	NM	22306620	1001488	2,351.48	Demolition Task Order	5/26/2023
7088	SOUTHWEST LP GAS CO			CARLSBAD	NM	22300490	1001423	50.98	EST COST TO REFILL PROPANE FOR	5/12/2023
7088	SOUTHWEST LP GAS CO			CARLSBAD	NM	22300490	1001423	82.57	EST COST TO REFILL PROPANE FOR	5/12/2023
7093	SOUTHWEST PHARMACY	AND ADVANCED MEDICATIONS		CARLSBAD	NM	22300102	312672	4,003.28	Annual Purchases for EMS Medications - FY 22-23	5/12/2023
7093	SOUTHWEST PHARMACY	AND ADVANCED MEDICATIONS		CARLSBAD	NM	22300102	312672	176.05	Annual Purchases for EMS Medications - FY 22-23	5/12/2023
7082	SOUTHWESTERN EQUIPMENT CO			JUSTIN	TX	22305355	1001459	334.80	STRUCTURE, HARDWARE & ELEMENT FOR SW UNITS SOLE SO	5/19/2023
7145	SPARKS OFFICE SUPPLY, INC			CARLSBAD	NM	22300780	312551	63.92	2022-2023 FY Annual Copier Usage	5/5/2023
7145	SPARKS OFFICE SUPPLY, INC			CARLSBAD	NM	22300331	312551	286.53	Sparks Copier 2022-2023 Yearl	5/5/2023
7145	SPARKS OFFICE SUPPLY, INC			CARLSBAD	NM	22300780	312551	5,875.78	2022-2023 FY Annual Copier Usage	5/5/2023

City of Carlsbad  
Check Register  
May 2023

VENDOR	NAME	NAME2	DBA	CITY	STATE	P.O.	CHECK NO	INVOICE NET	INVOICE DESCRIPTION	CHECK DATE
7145	SPARKS OFFICE SUPPLY, INC			CARLSBAD	NM	22306400	312673	65.52	Office Supplies	5/12/2023
7145	SPARKS OFFICE SUPPLY, INC			CARLSBAD	NM	22306830	312769	403.65	Supplies for Finance/Swithboard	5/19/2023
7145	SPARKS OFFICE SUPPLY, INC			CARLSBAD	NM	22306900	312879	1,762.07	Office Supplies	5/26/2023
7145	SPARKS OFFICE SUPPLY, INC			CARLSBAD	NM	22306901	312938	260.93	Office Supplies	5/31/2023
7145	SPARKS OFFICE SUPPLY, INC			CARLSBAD	NM	22300780	312938	56.27	2022-2023 FY Annual Copier Usage	5/31/2023
7145	SPARKS OFFICE SUPPLY, INC			CARLSBAD	NM	22300331	312938	28.63	Sparks Copier 2022-2023 Yearl	5/31/2023
7145	SPARKS OFFICE SUPPLY, INC			CARLSBAD	NM	22306901	312938	38.11	Office Supplies	5/31/2023
7145	SPARKS OFFICE SUPPLY, INC			CARLSBAD	NM	22306855	312938	81.67	staples for copier	5/31/2023
7145	SPARKS OFFICE SUPPLY, INC			CARLSBAD	NM	22300331	312938	6,040.32	Sparks Copier 2022-2023 Yearl	5/31/2023
1223	SPECIALIST ID INC			DORAL	FL	22306480	312770	172.00	Supplies for library	5/19/2023
7168	SPRINGTIME CLEANING SVCS	SEPCO, INC.		CARLSBAD	NM	22300247	1001460	158.59	Annual Cleaning Services	5/19/2023
7168	SPRINGTIME CLEANING SVCS	SEPCO, INC.		CARLSBAD	NM	22300682	1001460	107.52	Annual PO for Cleaning Srvs Springtime 7/22-6/23	5/19/2023
7168	SPRINGTIME CLEANING SVCS	SEPCO, INC.		CARLSBAD	NM	22305636	1001460	537.60	BUILDING CLEANING SERVICE MAY-JUNE 2023	5/19/2023
13370	STATE DISBURSEMENT UNIT			CAROL STREAM	IL		405783	204.22	1711100/08FA000115	5/5/2023
13370	STATE DISBURSEMENT UNIT			CAROL STREAM	IL		405834	204.22	1711100/08FA000115	5/19/2023
10184	STELLAR INC			CARLSBAD	NM	22306903	1001504	279.16	Network Cable Run Exec	5/31/2023
7220	STERICYCLE, INC.			CAROL STREAM	IL	22300054	312552	174.86	Annual Medical Waste Disposal	5/5/2023
1015	SUN COUNTRY AMATEUR GOLF ASSOC			RIO RANCHO	NM	22300727	312880	120.00	Annual handicaps for golfers	5/26/2023
11267	TADDY HEALTHCARE SVCS LLC	NEW ERA PHYSICAL THERAPY		CARLSBAD	NM	22306068	312554	75.26	Pre-employment physical Arianna Archuleta	5/5/2023
11267	TADDY HEALTHCARE SVCS LLC	NEW ERA PHYSICAL THERAPY		CARLSBAD	NM	22306070	312554	75.26	Pre-employment physical Sophia Corder	5/5/2023
11267	TADDY HEALTHCARE SVCS LLC	NEW ERA PHYSICAL THERAPY		CARLSBAD	NM	22306072	312554	75.26	Pre-employment physical Payton Jones	5/5/2023
11267	TADDY HEALTHCARE SVCS LLC	NEW ERA PHYSICAL THERAPY		CARLSBAD	NM	22306069	312554	75.26	Pre-employment physical Korrine Bradford	5/5/2023
11267	TADDY HEALTHCARE SVCS LLC	NEW ERA PHYSICAL THERAPY		CARLSBAD	NM	22306064	312554	75.26	Pre-employment physical Juan Palma	5/5/2023
11267	TADDY HEALTHCARE SVCS LLC	NEW ERA PHYSICAL THERAPY		CARLSBAD	NM	22306066	312554	75.26	Pre-employment physical Virginia Estrada	5/5/2023
11267	TADDY HEALTHCARE SVCS LLC	NEW ERA PHYSICAL THERAPY		CARLSBAD	NM	22306067	312554	75.26	Pre-employment physical Sawyer Angelis	5/5/2023
11267	TADDY HEALTHCARE SVCS LLC	NEW ERA PHYSICAL THERAPY		CARLSBAD	NM	22306073	312554	75.26	Pre-employment physical Emiliano Zapata	5/5/2023
11267	TADDY HEALTHCARE SVCS LLC	NEW ERA PHYSICAL THERAPY		CARLSBAD	NM	22306086	312554	75.26	Pre-employment physical Gabriel Wittmayer	5/5/2023
11267	TADDY HEALTHCARE SVCS LLC	NEW ERA PHYSICAL THERAPY		CARLSBAD	NM	22306444	312554	75.26	Pre-employment physical Joicis Ornelas	5/5/2023
11267	TADDY HEALTHCARE SVCS LLC	NEW ERA PHYSICAL THERAPY		CARLSBAD	NM	22306082	312554	75.26	Pre-employment physical Isabel Kostenbader	5/5/2023
11267	TADDY HEALTHCARE SVCS LLC	NEW ERA PHYSICAL THERAPY		CARLSBAD	NM	22306055	312771	75.26	Pre-employment physical Antonio Hernandez	5/19/2023
11267	TADDY HEALTHCARE SVCS LLC	NEW ERA PHYSICAL THERAPY		CARLSBAD	NM	22306071	312771	75.26	Pre-employment physical Amber Easley	5/19/2023
11267	TADDY HEALTHCARE SVCS LLC	NEW ERA PHYSICAL THERAPY		CARLSBAD	NM	22306085	312771	75.26	Pre-employment physical Robert Naylor	5/19/2023
11267	TADDY HEALTHCARE SVCS LLC	NEW ERA PHYSICAL THERAPY		CARLSBAD	NM	22306413	312771	75.26	Pre-employment physical Alvino Lopez	5/19/2023
11267	TADDY HEALTHCARE SVCS LLC	NEW ERA PHYSICAL THERAPY		CARLSBAD	NM	22306415	312771	75.26	Pre-employment physical Adriana Maturino	5/19/2023
11267	TADDY HEALTHCARE SVCS LLC	NEW ERA PHYSICAL THERAPY		CARLSBAD	NM	22306084	312771	75.26	Pre-employment physical Carla Martinez	5/19/2023
11035	TAMMY CARRIGAN			CARLSBAD	NM		312881	118.52	Conference in Albuquerque/Judicial	5/26/2023
5281	TARGET SOLUTIONS LEARNING LLC		VECTOR SOLUTIONS	TAMPA	FL	22306311	312882	6,953.00	annual fee for Target Solutions	5/26/2023
7135	TATE BRANCH	THIRTEEN TWENTY LLC		CARLSBAD	NM	22306369	312555	280.56	1605 WINDSHIELD WASHER SPRAYER NOZZEL(TH)P/D	5/5/2023
7135	TATE BRANCH	THIRTEEN TWENTY LLC		CARLSBAD	NM	22306667	312772	559.16	1303 CSO Radiator fans and motors	5/19/2023
7135	TATE BRANCH	THIRTEEN TWENTY LLC		CARLSBAD	NM	22306780	312772	350.35	RESTOCK FOR CHARGER UNITS(TH)P/D	5/19/2023
813	TAYLOR MADE GOLF COMPANY			CARLSBAD	CA	22302926	312556	420.00	Taylor Made Pre-Book	5/5/2023
813	TAYLOR MADE GOLF COMPANY			CARLSBAD	CA	22306235	312556	1,201.00	PROC Tournament Order	5/5/2023
813	TAYLOR MADE GOLF COMPANY			CARLSBAD	CA	22306220	312556	1,709.93	Pro Shop Merchandise	5/5/2023
813	TAYLOR MADE GOLF COMPANY			CARLSBAD	CA	22306220	312556	1,998.75	Pro Shop Merchandise	5/5/2023
813	TAYLOR MADE GOLF COMPANY			CARLSBAD	CA	22302926	312556	840.00	Taylor Made Pre-Book	5/5/2023
813	TAYLOR MADE GOLF COMPANY			CARLSBAD	CA	22306235	312674	3,588.30	PROC Tournament Order	5/12/2023

City of Carlsbad  
Check Register  
May 2023

VENDOR	NAME	NAME2	DBA	CITY	STATE	P.O.	CHECK NO	INVOICE NET	INVOICE DESCRIPTION	CHECK DATE
813	TAYLOR MADE GOLF COMPANY			CARLSBAD	CA	22306235	312674	540.77	PROC Tournament Order	5/12/2023
813	TAYLOR MADE GOLF COMPANY			CARLSBAD	CA	22306235	312674	352.34	PROC Tournament Order	5/12/2023
813	TAYLOR MADE GOLF COMPANY			CARLSBAD	CA	22306872	312883	2,074.60	Pro Shop Merchandise	5/26/2023
813	TAYLOR MADE GOLF COMPANY			CARLSBAD	CA	22306872	312939	3,297.78	Pro Shop Merchandise	5/31/2023
10981	TDS			PALATINE	IL	22301527	312557	388.84	account#8224200020038849	5/5/2023
10981	TDS			PALATINE	IL	22300263	312675	234.07	account#8224200010050986	5/12/2023
10981	TDS			PALATINE	IL	22300295	312675	373.81	account#8224200010057528	5/12/2023
10981	TDS			PALATINE	IL	22300130	312675	149.95	account#8224200010333713	5/12/2023
10981	TDS			PALATINE	IL	22301692	312675	11.75	account#8224200010041597	5/12/2023
10981	TDS			PALATINE	IL	22300077	312675	86.52	account#8224200010200151	5/12/2023
10981	TDS			PALATINE	IL	22300263	312773	319.95	account#8224200010121282	5/19/2023
10981	TDS			PALATINE	IL	22300326	312773	302.18	account#8224200010120557	5/19/2023
10981	TDS			PALATINE	IL	22300175	312884	387.55	account#8224200010192747	5/26/2023
10981	TDS			PALATINE	IL	22300816	312884	149.95	account#8224200010184751	5/26/2023
11806	TECHSMITH CORPORATION			EAST LANSING	MI	22306880	312941	785.96	Upgrade current camtsia	5/31/2023
13375	TELEFLEX LLC			ATLANTA	GA	22300385	312558	259.50	Annual Purchases for EZ-IO Supplies - FY 22-23	5/5/2023
7322	TGO TECHNOLOGIES INC			SANTA ROSA	CA	22304818	312676	7,009.00	Replace Chorinator parts/Sole source attached	5/12/2023
2625	THE GARDEN MART, INC.			CARLSBAD	NM	22300965	1001377	13,440.10	STREET MEDIAN MAINTENANCE	5/5/2023
803	THE GRANT PLANT INC			ALBUQUERQUE	NM	22304227	1001378	5,376.04	Provide technical support for grants	5/5/2023
803	THE GRANT PLANT INC			ALBUQUERQUE	NM	22304227	1001505	20,095.64	Provide technical support for grants	5/31/2023
1482	THE MANITOWOC COMPANY, INC.		MGX EQUIPMENT SERVICES, LLC	MILWAUKEE	WI	22306382	312735	311.21	BUSHINGS & GASKET FOR ST TYMCO #16556	5/19/2023
515	THE NATIONAL GUITAR MUSEUM LLC			NEW YORK	NY	22306814	312844	12,000.00	2023 guitar exhibit downpayment	5/26/2023
1017	THE PARTY PLACE NM LLC			CARLSBAD	NM	22305942	312677	184.00	pipe and drape	5/12/2023
8089	THE WATER WORKS INC	CY ENDEAVORS		CARLSBAD	NM	22302634	1001379	161.00	FY 2023 - Drinking Water	5/5/2023
8089	THE WATER WORKS INC	CY ENDEAVORS		CARLSBAD	NM	22300635	1001379	7.00	Water Service for IT.	5/5/2023
8089	THE WATER WORKS INC	CY ENDEAVORS		CARLSBAD	NM	22300456	1001379	7.00	Drinking Water Delivery	5/5/2023
8089	THE WATER WORKS INC	CY ENDEAVORS		CARLSBAD	NM	22300167	1001379	14.00	The Waterworks Inc.	5/5/2023
8089	THE WATER WORKS INC	CY ENDEAVORS		CARLSBAD	NM	22300634	1001379	21.00	Drinking Water	5/5/2023
8089	THE WATER WORKS INC	CY ENDEAVORS		CARLSBAD	NM	22300257	1001379	35.00	Annual Water Bottle Exchange Delivery	5/5/2023
8089	THE WATER WORKS INC	CY ENDEAVORS		CARLSBAD	NM	22300653	1001379	28.00	Drinking Water & Cooler Rental	5/5/2023
8089	THE WATER WORKS INC	CY ENDEAVORS		CARLSBAD	NM	22300653	1001379	9.14	Drinking Water & Cooler Rental	5/5/2023
8089	THE WATER WORKS INC	CY ENDEAVORS		CARLSBAD	NM	22300257	1001379	27.96	Annual Water Bottle Exchange Delivery	5/5/2023
8089	THE WATER WORKS INC	CY ENDEAVORS		CARLSBAD	NM	22301215	1001379	13.00	YEARLY DRINKING WATER & COOLER	5/5/2023
8089	THE WATER WORKS INC	CY ENDEAVORS		CARLSBAD	NM	22300029	1001379	9.14	Annual Water Works FY: July 2022-June 2023	5/5/2023
8089	THE WATER WORKS INC	CY ENDEAVORS		CARLSBAD	NM	22300255	1001379	12.36	Annual purchase requisition for water bottles	5/5/2023
8089	THE WATER WORKS INC	CY ENDEAVORS		CARLSBAD	NM	22300167	1001379	10.21	The Waterworks Inc.	5/5/2023
8089	THE WATER WORKS INC	CY ENDEAVORS		CARLSBAD	NM	22300255	1001379	21.00	Annual purchase requisition for water bottles	5/5/2023
8089	THE WATER WORKS INC	CY ENDEAVORS		CARLSBAD	NM	22300304	1001425	7.00	FY 2023 water and delivery for	5/12/2023
8089	THE WATER WORKS INC	CY ENDEAVORS		CARLSBAD	NM	22301215	1001425	130.00	YEARLY DRINKING WATER & COOLER	5/12/2023
8089	THE WATER WORKS INC	CY ENDEAVORS		CARLSBAD	NM	22300010	1001425	26.00	12 MONTH WATER JUG RENTAL FY-22-23	5/12/2023
8089	THE WATER WORKS INC	CY ENDEAVORS		CARLSBAD	NM	22300061	1001425	14.00	Bottled Water Service CFD/PFA	5/12/2023
8089	THE WATER WORKS INC	CY ENDEAVORS		CARLSBAD	NM	22300257	1001461	14.00	Annual Water Bottle Exchange Delivery	5/19/2023
8089	THE WATER WORKS INC	CY ENDEAVORS		CARLSBAD	NM	22300634	1001461	14.00	Drinking Water	5/19/2023
8089	THE WATER WORKS INC	CY ENDEAVORS		CARLSBAD	NM	22300167	1001461	21.00	The Waterworks Inc.	5/19/2023
8089	THE WATER WORKS INC	CY ENDEAVORS		CARLSBAD	NM	22300456	1001461	32.50	Drinking Water Delivery	5/19/2023
8089	THE WATER WORKS INC	CY ENDEAVORS		CARLSBAD	NM	22306632	1001461	140.00	Drinking Water	5/19/2023

City of Carlsbad  
Check Register  
May 2023

VENDOR	NAME	NAME2	DBA	CITY	STATE	P.O.	CHECK NO	INVOICE NET	INVOICE DESCRIPTION	CHECK DATE
8089	THE WATER WORKS INC	CY ENDEAVORS		CARLSBAD	NM	22300116	1001461	7.00	EST YRLY WATER BOTTLES WATER D	5/19/2023
8089	THE WATER WORKS INC	CY ENDEAVORS		CARLSBAD	NM	22300653	1001461	21.00	Drinking Water & Cooler Rental	5/19/2023
8089	THE WATER WORKS INC	CY ENDEAVORS		CARLSBAD	NM	22300029	1001461	7.00	Annual Water Works FY: July 2022-June 2023	5/19/2023
8089	THE WATER WORKS INC	CY ENDEAVORS		CARLSBAD	NM	22300304	1001490	7.00	FY 2023 water and delivery for	5/26/2023
8089	THE WATER WORKS INC	CY ENDEAVORS		CARLSBAD	NM	22300456	1001490	7.00	Drinking Water Delivery	5/26/2023
8089	THE WATER WORKS INC	CY ENDEAVORS		CARLSBAD	NM	22300635	1001490	7.00	Water Service for IT.	5/26/2023
8089	THE WATER WORKS INC	CY ENDEAVORS		CARLSBAD	NM	22300634	1001490	7.00	Drinking Water	5/26/2023
8089	THE WATER WORKS INC	CY ENDEAVORS		CARLSBAD	NM	22300167	1001490	14.00	The Waterworks Inc.	5/26/2023
8089	THE WATER WORKS INC	CY ENDEAVORS		CARLSBAD	NM	22300653	1001490	14.00	Drinking Water & Cooler Rental	5/26/2023
8089	THE WATER WORKS INC	CY ENDEAVORS		CARLSBAD	NM	22306632	1001490	119.00	Drinking Water	5/26/2023
8089	THE WATER WORKS INC	CY ENDEAVORS		CARLSBAD	NM	22300061	1001490	7.00	Bottled Water Service CFD/PFA	5/26/2023
8089	THE WATER WORKS INC	CY ENDEAVORS		CARLSBAD	NM	22300255	1001490	21.00	Annual purchase requisition for water bottles	5/26/2023
8089	THE WATER WORKS INC	CY ENDEAVORS		CARLSBAD	NM	22301040	1001506	7.00	Annual req. for water bottles	5/31/2023
8089	THE WATER WORKS INC	CY ENDEAVORS		CARLSBAD	NM	22300653	1001506	9.14	Drinking Water & Cooler Rental	5/31/2023
8089	THE WATER WORKS INC	CY ENDEAVORS		CARLSBAD	NM	22300029	1001506	9.14	Annual Water Works FY: July 2022-June 2023	5/31/2023
8089	THE WATER WORKS INC	CY ENDEAVORS		CARLSBAD	NM	22300255	1001506	12.36	Annual purchase requisition for water bottles	5/31/2023
8089	THE WATER WORKS INC	CY ENDEAVORS		CARLSBAD	NM	22300167	1001506	10.21	The Waterworks Inc.	5/31/2023
8089	THE WATER WORKS INC	CY ENDEAVORS		CARLSBAD	NM	22300257	1001506	27.96	Annual Water Bottle Exchange Delivery	5/31/2023
8089	THE WATER WORKS INC	CY ENDEAVORS		CARLSBAD	NM	22301215	1001506	13.00	YEARLY DRINKING WATER & COOLER	5/31/2023
1579	THEODORE BARELA			LOVING	NM		312774	42.00	NM APCO/NENA Conf Las Cruces/CPD	5/19/2023
7482	THERMAL SCIENTIFIC, INC			MANSFIELD	TX	22306176	1001380	975.00	Supplies needed in Lab	5/5/2023
7482	THERMAL SCIENTIFIC, INC			MANSFIELD	TX	22306365	1001380	806.65	Part for BOD Probe	5/5/2023
7533	THOMSON-WEST			CAROL STREAM	IL	22306559	312678	3,728.00	Subscription Thomson Reuters for Legal Department	5/12/2023
1581	THRYV INC			DFW AIRPORT	TX	22300529	312886	386.49	Monthly Advertising for Windstream FY 22/23	5/26/2023
1581	THRYV INC			DFW AIRPORT	TX	22300529	312887	356.15	Monthly Advertising for Windstream FY 22/23	5/26/2023
11707	THUNDER RUN CONCRETE LLC			CARLSBAD	NM	22305541	1001491	370.34	Concrete needed for various jobs	5/26/2023
7500	TK ELEVATOR CORPORATION			CAROL STREAM	IL	22300325	312679	1,493.64	FY23 Yearly Elevator Maint. Agreement for City Hal	5/12/2023
1208	T-MOBILE USA INC			CINCINNATI	OH	22300123	312553	208.13	account#981115866	5/5/2023
7442	TNT REFRIGERATION LLC	JAMES TRAVELSTEAD		CARLSBAD	NM	22305912	312559	323.10	Crane needed for new pickle ball court at beach	5/5/2023
7311	TORO NATIONAL SUPPORT	NETWORK		ABILENE	TX	22300312	312680	219.00	Toro NSN support for irrigatio	5/12/2023
10230	TRANSUNION RISK &	ALTERNATIVE DATE SOLUTION		DALLAS	TX	22300481	312561	182.79	FY 2023 - Background Checks	5/5/2023
10129	TRAVEL HOST OF WEST TEXAS			LUBBOCK	TX	22306407	312562	1,200.00	2023 Travel Host Magazine Ad	5/5/2023
732	TRAVIS J BRUNS		TB SERVICES	CARLSBAD	NM	22306581	312940	640.00	T.Bservices	5/31/2023
1469	TRUELITE TRACE INC		FLEETUP	SAN JOSE	CA	22304199	312888	726.00	FY 2023 - PD GPS Service	5/26/2023
1264	TWO ROSES SALON 1 INC		NFPI TRAINING	HUNTSVILLE	TX	22306429	312942	1,195.00	Estimated Cost for Training on New Air Conditionin	5/31/2023
7607	ULINE INC.			PLEASANT PRAIRIE	WI	22306314	312563	289.97	Gloves for Beautification per Mike Abell	5/5/2023
7607	ULINE INC.			PLEASANT PRAIRIE	WI	22306129	312682	376.75	PPE for Pesticide Application	5/12/2023
7607	ULINE INC.			PLEASANT PRAIRIE	WI	22306321	312682	298.10	gloves for service crews/S Garcia	5/12/2023
7607	ULINE INC.			PLEASANT PRAIRIE	WI	22306599	312776	1,470.40	supplies for shutdown stock Water Dept	5/19/2023
7607	ULINE INC.			PLEASANT PRAIRIE	WI	22306298	312776	963.29	Velcro for exhibit signage	5/19/2023
7607	ULINE INC.			PLEASANT PRAIRIE	WI	22306377	312776	328.47	Receptacle Replacement	5/19/2023
7607	ULINE INC.			PLEASANT PRAIRIE	WI	22306377	312776	216.66	Receptacle Replacement	5/19/2023
7607	ULINE INC.			PLEASANT PRAIRIE	WI	22306439	312776	269.22	tools	5/19/2023
7607	ULINE INC.			PLEASANT PRAIRIE	WI	22306702	312889	1,776.20	desk for director's office	5/26/2023
7607	ULINE INC.			PLEASANT PRAIRIE	WI	22306629	312943	1,392.64	portable safety barriers	5/31/2023
7610	ULTRA CLEAN CARPET &	JANITORIAL SERVICE		CARLSBAD	NM	22300625	1001381	3,225.62	FY23 Janitorial Services	5/5/2023

City of Carlsbad  
Check Register  
May 2023

VENDOR	NAME	NAME2	DBA	CITY	STATE	P.O.	CHECK NO	INVOICE NET	INVOICE DESCRIPTION	CHECK DATE
7610	ULTRA CLEAN CARPET &	JANITORIAL SERVICE		CARLSBAD	NM	22300546	1001381	8,780.08	Janitorial services for the parks department	5/5/2023
8939	UNITED STEEL WORKERS			PITTSBURGH	PA		405784	4,158.79	Dues PR#1	5/5/2023
8939	UNITED STEEL WORKERS			PITTSBURGH	PA		405835	4,231.37	Dues PR#2	5/19/2023
8987	UNITED WAY	OF EDDY COUNTY		CARLSBAD	NM		405785	165.50	Emp Deductions	5/5/2023
8987	UNITED WAY	OF EDDY COUNTY		CARLSBAD	NM		405836	160.50	Emp Deductions	5/19/2023
7705	UNIVERSAL BEARING & CHAIN			CARLSBAD	NM	22306333	312683	546.66	ac bearings	5/12/2023
1561	UNIVERSAL INVESTIGATION SERVICES LLC			ALBUQUERQUE	NM	22305929	312681	967.69	Pre-Employment Background Investigations	5/12/2023
7624	USA BLUE BOOK	HD SUPPLY FACILITIES MAINTENANCE LTD		WAUKEGAN	IL	22305893	1001382	507.25	Try new Meter setter	5/5/2023
7624	USA BLUE BOOK	HD SUPPLY FACILITIES MAINTENANCE LTD		WAUKEGAN	IL	22304907	1001382	2,083.91	Training material	5/5/2023
7624	USA BLUE BOOK	HD SUPPLY FACILITIES MAINTENANCE LTD		WAUKEGAN	IL	22306631	1001462	823.63	DO Probe	5/19/2023
7624	USA BLUE BOOK	HD SUPPLY FACILITIES MAINTENANCE LTD		WAUKEGAN	IL	22306783	1001492	540.91	Sump Pump Float	5/26/2023
7624	USA BLUE BOOK	HD SUPPLY FACILITIES MAINTENANCE LTD		WAUKEGAN	IL	22306630	1001492	279.61	Chlorine Repair	5/26/2023
7624	USA BLUE BOOK	HD SUPPLY FACILITIES MAINTENANCE LTD		WAUKEGAN	IL	22306600	1001492	256.24	deep well socket set for unit 13232	5/26/2023
10118	VANGARD WIRELESS LLC			ALEXANDRIA	VA	22300038	1001426	64.66	EST YRLY TOWER SP RADIO MALIMAR #2 7/22-6/23	5/12/2023
11901	VERIZON WIRELESS			DALLAS	TX	22300268	312566	276.17	invoice 9933403524	5/5/2023
11901	VERIZON WIRELESS			DALLAS	TX	22300085	312566	139.95	invoice#9933405963	5/5/2023
11901	VERIZON WIRELESS			DALLAS	TX	22300115	312566	80.02	invoice#9933413588	5/5/2023
11901	VERIZON WIRELESS			DALLAS	TX	22300194	312566	126.52	invoice#9933379954	5/5/2023
11901	VERIZON WIRELESS			DALLAS	TX	22300268	312566	65.33	invoice#9933437186	5/5/2023
11901	VERIZON WIRELESS			DALLAS	TX	22300268	312566	138.17	invoice#9933450240	5/5/2023
11901	VERIZON WIRELESS			DALLAS	TX	22300308	312566	1,589.25	Invoice#9933402180	5/5/2023
11901	VERIZON WIRELESS			DALLAS	TX	22300194	312566	480.45	invoice#9933413589	5/5/2023
11901	VERIZON WIRELESS			DALLAS	TX	22300194	312566	560.18	invoice#9933368664	5/5/2023
11901	VERIZON WIRELESS			DALLAS	TX	22300686	312566	311.07	invoice#9933392447	5/5/2023
11901	VERIZON WIRELESS			DALLAS	TX	22300115	312566	4,761.27	invoice#9933413587	5/5/2023
11901	VERIZON WIRELESS			DALLAS	TX	22300870	312684	40.01	invoice#9933830556	5/12/2023
11901	VERIZON WIRELESS			DALLAS	TX	22300521	312777	121.98	invoice#9933867479	5/19/2023
7937	VERMEER MOUNTAIN WEST, INC			CHANDLER	AZ	22305839	1001493	443.32	Wood Chipper Blades	5/26/2023
103	VOGEL TRAFFIC SERVICES INC		EZ-LINER INDUSTRIES	ORANGE CITY	IA	22305144	312618	7,400.00	2 DAYS TRAINING FOR PAINT MACHINE	5/12/2023
11529	WAC UPFITTERS LLC			ALBUQUERQUE	NM	22302018	1001383	34,186.52	Units 2303 2304 2305 Upfits	5/5/2023
8027	WAGNER EQUIPMENT CORP.			DENVER	CO	22306187	1001463	1,524.43	BATTERY BOX, COVER & HARDWARE FOR ST #13035	5/19/2023
8063	WASTEQUIP MANUFACTURING CO LLC			CHARLOTTE	NC	22305141	312567	29,136.41	FRONTLOAD METAL CONTAINERS 6 CY AND 3 CY	5/5/2023
8070	WATER DEPARTMENT			CARLSBAD	NM	22300476	312685	52,886.31	FY 23 water service for Riverwalk	5/12/2023
312	WELLS FARGO FINANCIAL LEASING INC			DES MOINES	IA	22300345	312778	1,622.62	account#603-0217196-000	5/19/2023
8364	WEX BANK			CAROL STREAM	IL	22300404	4900	94,288.76	WEX FUEL Invoice 88674900	5/11/2023
8364	WEX BANK			CAROL STREAM	IL	22305513	5785	8,643.56	WEX CC May 2023	5/18/2023
7860	WINDSTREAM COMMUNICATIONS			LOUISVILLE	KY	22300291	312686	6,545.69	account#101047706	5/12/2023
7860	WINDSTREAM COMMUNICATIONS			LOUISVILLE	KY	22300862	312686	544.89	account#101194423 & 101128269	5/12/2023
7860	WINDSTREAM COMMUNICATIONS			LOUISVILLE	KY	22300862	312890	447.97	FY 2023 - Windstream	5/26/2023
7860	WINDSTREAM COMMUNICATIONS			LOUISVILLE	KY	22301239	312890	172.71	account#101151182	5/26/2023
7860	WINDSTREAM COMMUNICATIONS			LOUISVILLE	KY	22300332	312891	311.71	account#217415045	5/26/2023
12513	WITTEK GOLF SUPPLY			ELK GRV VILL	IL	22306244	1001427	630.81	Mini Golf Course Replenishment	5/12/2023
12513	WITTEK GOLF SUPPLY			ELK GRV VILL	IL	22306244	1001464	100.00	Mini Golf Course Replenishment	5/19/2023
8375	XCEL ENERGY SERVICES, INC			DENVER	CO	22300541	312568	39,916.45	account#54-1530269-7	5/5/2023
8375	XCEL ENERGY SERVICES, INC			DENVER	CO	22300541	312779	408.63	account#54-1874689-3	5/19/2023
8375	XCEL ENERGY SERVICES, INC			DENVER	CO	22300541	312779	133.96	account#54-1415316-1	5/19/2023

City of Carlsbad  
Check Register  
May 2023

VENDOR	NAME	NAME2	DBA	CITY	STATE	P.O.	CHECK NO	INVOICE NET	INVOICE DESCRIPTION	CHECK DATE
8375	XCEL ENERGY SERVICES, INC			DENVER	CO	22300550	312779	34,925.56	Electric Services FY 22/23	5/19/2023
12652	YAMAHA MOTOR FINANCE CORP			CHICAGO	IL	22304506	312687	4,422.60	LEASE FOR 45-DR2E AC POWERTECH YAMAHA GOLF CARTS/F	5/12/2023
1580	YUCCA BLOSSOM	TAMMY NEEL	YUCCA BLOSSOM LLC	ARTESIA	NM	22306836	312780	9,173.63	Yucca Blossom Advertising	5/19/2023
415	ZACH PIFER			LUBBOCK	TX		312688	20.00	Paramedic Class Roswell/Fire Dept	5/12/2023
415	ZACH PIFER			LUBBOCK	TX		312688	40.00	Paramedic Class Roswell/Fire Dept	5/12/2023
415	ZACH PIFER			LUBBOCK	TX		312688	20.00	Paramedic class in Roswell/Fire Dept	5/12/2023
415	ZACH PIFER			LUBBOCK	TX		312688	40.00	Paramedic Class Roswell/Fire Dept	5/12/2023
415	ZACH PIFER			LUBBOCK	TX		312892	20.00	Travel to Roswell/Fire Dept	5/26/2023
415	ZACH PIFER			LUBBOCK	TX		312892	817.00	Wildland Deployment in Las Vegas NM/Fire Dept	5/26/2023
327	ZADOC CAMPBELL			HOBBS	NM	22205236	312944	54.00	Per Diem - 2/15-17/22	5/31/2023
								3,534,038.55		

## **14. Vendor Fiscal Year Summary**

City of Carlsbad  
YTD Vendor Summary  
July 2022 - May 2023

Vendor Number	Vendor Name	City	State	YTD Purchases	YTD Payments
12830	4 ELEMENTS AUTOMOTIVE	CARLSBAD	NM	43,238.15	43,238.15
595	4 ELEMENTS OILFIELD SERVICES LLC	CARLSBAD	NM	10,561.67	10,561.67
7558	4 RIVERS EQUIPMENT	GREELEY	CO	8,580.33	8,580.33
1256	4ALLPROMOS LLC	ESSEX	CT	3,249.78	3,249.78
2358	4IMPRINT INC.	CHICAGO	IL	17,752.64	17,752.64
1037	4M BUILT LLC	CARLSBAD	NM	5,327.45	5,327.45
1265	5280 PUBLISHING, INC	DENVER	CO	9,260.00	9,260.00
835	535 GROUP LLC	MCLEAN	VA	61,445.00	61,445.00
417	90 DEGREE BENEFITS	LUBBOCK	TX	1,214,168.90	1,214,168.90
148	A & S ENTERPRISES INC	ALBUQUERQUE	NM	21,871.32	21,871.32
687	AAL FIRE & SAFETY LLC	CARLSBAD	NM	4,436.34	4,436.34
48	AARDVARK	LA VERNE	CA	625.00	625.00
1267	AARON DOMINGUEZ	ROSWELL	NM	40.00	40.00
1255	ABAE PARTNERS LLC	CARLSBAD	NM	330.73	330.73
875	ACK ENTERPRISES INC	SMITHFIELD	UT	1,167.18	1,167.18
1566	ACTIVITY ADVISORS, INC	PHOENIX	AZ	566.56	566.56
1001	ACUSHNET COMPANY	BOSTON	MA	86,642.14	86,642.14
223	AD VENTURE MARKETING	BROWNFIELD	TX	8,889.80	8,889.80
1401	ADAM V WEIS	PETALUMA	CA	400.00	400.00
1005	ADIDAS AMERICA, INC.	PORTLAND	OR	12,018.20	12,018.20
64	ADMIN OFFICE OF THE COURTS	SANTA FE	NM	54,234.00	54,234.00
1033	ADMIRAL BEVERAGE CORP	ALBUQUERQUE	NM	37,883.20	37,883.20
11959	ADRIAN GONZALES	CARLSBAD	NM	2,321.00	2,321.00
14039	ADRIAN R RODRIGUEZ	CARLSBAD	NM	947.90	947.90
1329	ADRIANN L LEYVA SING	CARLSBAD	NM	500.00	500.00
11317	ADVANCE AUTO PARTS	RALEIGH	NC	73,527.12	73,527.12
5276	ADVANCED CHEMICAL TRANSPORT INC.	SAN JOSE	CA	34,237.43	34,237.43
61	ADVANCED COMMUNICATIONS &	ALBUQUERQUE	NM	198,661.60	198,661.60
11012	ADVANCED PEST AND WEED	CARLSBAD	NM	23,946.31	23,946.31
11620	AES INC.	TEMPE	AZ	24,694.15	24,694.15
88	ALANS AUTO & CYCLE SUPPLY	CARLSBAD	NM	2,146.30	2,146.30
78	ALBERTSON'S #907	AMARILLO	TX	16,789.43	16,789.43
1570	ALENA ANAYA	CARLSBAD	NM	20.00	20.00
228	ALERT ALL CORP	NEW HOLLAND	PA	3,987.50	3,987.50
9833	ALEX LUNA	CARLSBAD	NM	1,147.84	1,147.84
437	ALEX RUIZ	CARLSBAD	NM	18.00	18.00
873	ALI M MORALES	ALBUQUERQUE	NM	19,139.94	19,139.94



City of Carlsbad  
YTD Vendor Summary  
July 2022 - May 2023

Vendor Number	Vendor Name	City	State	YTD Purchases	YTD Payments
806	ALK INC	ARTESIA	NM	6,182.91	6,182.91
12684	ALL AMERICAN BOOT MFG INC	SUN VALLEY	CA	550.00	550.00
10	ALL CITY MANAGEMENT SERVICES INC	LOS ANGELES	CA	146,304.72	146,304.72
13369	ALL OUT SERVICES LLC	CARLSBAD	NM	24,370.30	24,370.30
498	ALL PRO TURF SERVICE INC	FULLERTON	CA	33,900.00	33,900.00
12604	ALLDATA LLC	ELK GROVE	CA	1,860.00	1,860.00
89	ALLEN ROOFING CO., INC.	ROSWELL	NM	731.99	731.99
133	ALLIED 100 LLC	MILWAUKEE	WI	1,936.65	1,936.65
948	ALPHA-PURE SERVICES	CARLSBAD	NM	7,833.32	7,833.32
99	ALTEC INDUSTRIES INC	BIRMINGHAM	AL	13,978.97	13,978.97
684	AMANDA LEE	LUBBOCK	TX	1,800.00	1,800.00
1289	AMBER MARIE LEYVA	CARLSBAD	NM	500.00	500.00
1442	AMELIA CATALDI	EL PASO	TX	2,970.00	2,970.00
1435	AMERICAN 3B SCIENTIFIC, LP	TUCKER	GA	20,880.00	20,880.00
1992	AMERICAN ASSOC STATE & LOCAL HISTORY	NASHVILLE	TN	118.00	118.00
1465	AMERICAN ASSOCIATION OF AIRPORT EXECUTIVES, INC	ALEXANDRIA		1,710.00	1,710.00
871	AMERICAN LIBRARY ASSOC	CHICAGO	IL	411.00	411.00
107	AMERICAN LIBRARY ASSOCIATION	CHICAGO	IL	1,136.03	1,136.03
10052	AMERICAN MEDICAL GROUP	HOBBS	NM	6,440.67	6,440.67
10987	AMERICAN SIGNAL CORP	MILWAUKEE	WI	6,829.88	6,829.88
10073	AMERICAN STEEL CARPORT INC	JOSHUA	TX	14,605.00	14,605.00
15789	AMPARO VASQUEZ	CARLSBAD	NM	58.00	58.00
751	ANALY SOSA	EL PASO	TX	-	12.00
12642	ANDREA R ORNELAS	CARLSBAD	NM	500.00	500.00
15744	ANDRES RUIZ	CARLSBAD	NM	915.00	915.00
11208	ANDREW CARVER	CARLSBAD	NM	527.00	527.00
15965	ANDREW MATTA	CARLABAD	NM	468.77	468.77
1417	ANDREW MUNOZ	EL PASO	ST	95.00	95.00
14886	ANDREW SWANSON	CARLSBAD	NM	214.48	214.48
901	ANDREWS BROADCASTING COMPANY INC.	ANDREWS	TX	1,581.50	1,581.50
1034	ANDY A VILLARREAL	SAN ANTONIO	TX	860.17	860.17
850	ANDY DELFIN	CARLSBAD	NM	-	36.00
224	ANGEL ARMOR LLC	FORT COLLINS	CO	25,446.76	27,850.76
1257	ANGELA M LAMBERTH	CARLSBAD	NM	139.94	139.94
11863	ANGELICA BARRIOS-TESTA	CARLSBAD	NM	416.12	416.12
10802	ANGELO AMALLA	CARLSBAD	NM	255.11	255.11
195	ANIMAL CARE EQUIPMENT & SERVICES LLC	BROOMFIELD	CO	1,055.81	1,055.81

City of Carlsbad  
YTD Vendor Summary  
July 2022 - May 2023

Vendor Number	Vendor Name	City	State	YTD Purchases	YTD Payments
419	ANTHONY BRICENO	CARLSBAD	NM	378.00	378.00
1284	ANTHONY M GARCIA	CARLSBAD	NM	10,800.00	10,800.00
503	ANTHONY QUESADA	LOVING	NM	20.00	20.00
9692	ANTONIO BACA	CARLSBAD	NM	1,227.27	1,227.27
14	APCO, AFC INC.	DAYTONA BEACH	FL	8,054.34	8,054.34
725	APPLIED CONCEPTS INC	RICHARDSON	TX	12,002.50	12,002.50
1229	APRIL MARTINEZ	CARLSBAD	NM	1,309.04	1,309.04
251	APSCO INC	ALAMOGORDO	NM	1,933.90	1,933.90
303	AQUATIC CONSULTANTS, INC	ALBUQUERQUE	NM	9,777.82	9,777.82
544	ARAMARK UNIFORM & CAREER APPAREL GROUP	PASADENA	CA	10,686.10	10,103.38
322	ARCADIA PUBLISHING INC	MT PLEASANT	SC	364.31	364.31
1360	ARCAVATE CORPORATION	MONROE	NC	203.80	203.80
12927	ARCHIVESOCIAL INC	DURHAM	NC	4,788.00	4,788.00
1447	ARCONAS INC	HIGH POINT	NC	5,770.26	5,770.26
11924	ART OF THE WEST	MINNETONKA	MN	2,790.00	2,790.00
358	ARTESIA DAILY PRESS	ARTESIA	NM	75.00	75.00
360	ARTESIA FIRE EQUIPMT, INC	ARTESIA	NM	42,353.54	42,353.54
1438	ARTESIA FORD SALES, INC	ARTESIA	NM	1,510.42	1,510.42
1221	ARTESIA METALS INC	ARTESIA	NM	1,547.02	1,547.02
12758	ARTURO MUNOZ	LOVING	NM	140.47	140.47
14604	ASHLEY CARNERO	CARLSBAD	NM	200.00	200.00
236	ASHLEY TAKAKO KAJIKI ROMERO	CARLSBAD	NM	2,500.00	2,500.00
693	ASKART INC.	TONGANOXIE	KS	234.00	234.00
391	AT&T CORPORATION	ATLANTA	GA	13,153.26	13,153.26
12271	AT&T TELECONFERENCE SVCS	CAROL STREAM	IL	5.93	5.93
1274	AUSTIN LINKER	CARLSBAD	NM	330.62	330.62
396	AUSTIN TURF & TRACTOR INC	MARBLE FALLS	TX	82,882.49	82,882.49
405	AUTOZONE	CARLSBAD	NM	228.16	228.16
311	AZ WASTEWATER IND. INC	PHOENIX	AZ	1,055.00	1,055.00
428	B & H PHOTO VIDEO	NEW YORK	NY	8,175.97	8,175.97
416	B & R TRUCKING, INC.	CARLSBAD	NM	212.89	212.89
231	BADGE FRAME INC	CAMDEN	TN	2,558.35	2,558.35
438	BAKER UTILITY SUPPLY CORP	ALBUQUERQUE	NM	160,433.47	160,433.47
440	BALLEAU GROUNDWATER INC.	ALBUQUERQUE	NM	10,333.23	10,333.23
10205	BDS ENTERPRISES LLC	CARLSBAD	NM	3,637.81	3,637.81
1412	BEAR PAW EMBROIDERY & SAFETY LLC	CARLSBAD	NM	18,237.11	18,237.11
736	BEAR PAW EMBROIDERY CORP.	CARLSBAD	NM	14,928.73	14,928.73

City of Carlsbad  
YTD Vendor Summary  
July 2022 - May 2023

Vendor Number	Vendor Name	City	State	YTD Purchases	YTD Payments
458	BENCHMARK SUPPLY CO., INC.	MIDLAND	TX	162,003.85	162,003.85
674	BIANCA ARANDA	CARLSBAD	NM	500.00	500.00
1576	BIANCA GUTIERREZ	CARLSBAD	NM	102.34	102.34
1723	BIBLIONIX, LLC	AUSTIN	TX	2,954.00	2,954.00
10229	BIBLIOTHECA, LLC	ATLANTA	GA	4,807.30	4,807.30
910	BIG 5 SPORTING GOODS	EL SEGUNDO	CA	7,699.49	7,699.49
462	BIG STATE INDUSTRIAL SUPPLY INC	RIVERSIDE	CA	15,570.12	15,570.12
701	BIO AQUATIC TESTING INC	CARROLLTON	TX	4,870.00	4,870.00
1456	BLACKBIRD PURCHASER INC	COLUMBUS	OH	3,155.00	3,155.00
531	BLACKSTONE AUDIO	PHILADELPHIA	PA	1,742.23	1,742.23
510	BLAINE INDUSTRIAL SUPPLY	LUBBOCK	TX	14,054.23	14,054.23
1509	BLICK ART MATERIALS LLC	GALESBURG	IL	441.44	441.44
12719	BLUE 360 MEDIA LLC	PARK CITY	UT	1,703.91	1,703.91
367	BLUE PEAK LOGIC INC	MISSION VIEJO	CA	3,527.00	3,527.00
1385	BLUE TEES ENTERPRISES LLC	WALNUT CREEK	CA	11,311.53	11,311.53
661	BNSF RAILWAY COMPANY CORP	FT WORTH	TX	3,116.32	3,116.32
1028	BOARD OF VETERINARY MEDICINE	ALBUQUERQUE	NM	300.00	300.00
545	BOB TURNER'S FORD COUNTRY	ALBUQUERQUE	NM	280,172.00	280,172.00
404	BOBBY G NESBIT	CARLSBAD	NM	500.00	500.00
10074	BOBCAT AUTO AND DETAIL	CARLSBAD	NM	9,985.04	9,985.04
638	BOHANNAN HUSTON INC.	ALBUQUERQUE	NM	10,829.57	10,829.57
1053	BOKF, NA	ALBUQUERQUE	NM	1,724.00	1,724.00
1263	BORDADO LLC	CARLSBAD	NM	128.00	128.00
559	BOYS & GIRLS CLUB OF CARLSBAD INC	CARLSBAD	NM	88,934.67	88,934.67
1511	BP SOLUTIONS	ASHEVILLE	NC	405.00	405.00
1358	BPOE LODGE #1558	CARLSBAD	NM	3,332.00	3,332.00
9831	BRADLEY CARLSEN	CARLSBAD	NM	155.00	155.00
1536	BRADLEY S WOOTTON	HOBBS	NM	4,095.00	4,095.00
6919	BRADY INDUSTRIES OF NM	LAS VEGAS	NV	4,486.29	4,486.29
580	BRANDON INDUSTRIES, INC.	MCKINNEY	TX	15,099.20	15,099.20
11263	BRANDON LEE	CARLSBAD	NM	379.99	379.99
610	BREWER OIL CO.	ARTESIA	NM	4,015.26	4,015.26
13382	BRIAN MCCARTY	BLOOMFIELD	NM	1,471.00	1,511.00
742	BRIDGEPAY NETWORK SOLUTIONS	MAITLAND	FL	3,345.10	3,345.10
616	BRININSTOOL EQUIPMENT SALES INC	CARLSBAD	NM	40,979.33	40,979.33
635	BRODART CO.	COLUMBUS	OH	7,068.60	7,068.60
652	BROWNING GARAGE DOORS LLC	CARLSBAD	NM	9,939.05	9,939.05

City of Carlsbad  
YTD Vendor Summary  
July 2022 - May 2023

Vendor Number	Vendor Name	City	State	YTD Purchases	YTD Payments
10865	BRUCKNER TRUCK SALES INC	BIRMINGHAM	AL	1,773,659.31	1,773,659.31
11562	BRYAN CABRIALES	CARLSBAD	NM	218.00	218.00
1311	BRYANNA FLOREZ	CARLSBAD	NM	500.00	500.00
10683	BSK ASSOCIATES	FRESNO	CA	1,112.00	1,112.00
662	BSN SPORTS LLC	DALLAS	TX	9,500.46	9,500.46
1508	BSTK LLC	CARLSBAD	NM	8,995.46	8,995.46
13343	BTE BODY COMPANY	IRVING	TX	81,397.37	81,397.37
1531	BUILT CONCRETE CONTRUCTION, LLC	CARLSBAD	NM	5,400.00	5,400.00
12868	BURLAP & LIGHT	CARLSBAD	NM	1,500.00	1,500.00
294	BURNISHINE GRAPHIC PRODUCTS LLC	LAKE VILLA	IL	1,643.00	1,643.00
12895	BUSINESS NOTIONS INC	ROSWELL	NM	342.80	342.80
11251	C & R DISTRIBUTING, LLC	EL PASO	TX	2,063.00	2,063.00
787	CAIN ELECTRIC SUPPLY CORP	DALLAS	TX	2,188.02	2,188.02
1307	CALEB KINNIKIN	CARLSBAD	NM	189.00	189.00
10535	CALEB SHELL	ARTESIA	NM	332.71	332.71
1003	CALLAWAY GOLF SALES CO.	CARLSBAD	CA	41,005.65	41,253.33
10004	CAMCO PLUMBING INC.	CARLSBAD	NM	215.29	215.29
507	CANDOR TIRES LLC	CARLSBAD	NM	21,441.20	21,441.20
11294	CANNON COCHRAN MANAGEMENT	INDIANAPOLIS	IN	21,505.51	21,505.51
881	CAPROCK WATER COMPANY INC	ARTESIA	NM	308.67	308.67
936	CARASOFT TECHNOLOGY CORP	RESTON	VA	314.50	314.50
890	CARC FARM, INC.	CARLSBAD	NM	5,512.60	5,512.60
1434	CAREY A BOX	CARLSBAD	NM	400.00	400.00
1348	CARI PICKENS	CARLSBAD	NM	931.00	931.00
10517	CARLSBAD AREA ART ASSOC.	CARLSBAD	NM	29,891.46	29,891.46
915	CARLSBAD AUTO SUPPLY	CARLSBAD	NM	26,937.07	26,937.07
11181	CARLSBAD AUTOMOTIVE	CARLSBAD	NM	9,521.18	9,521.18
12203	CARLSBAD COMMUNITY	CARLSBAD	NM	43,719.79	43,719.79
944	CARLSBAD COMMUNITY ANTI-DRUG/GANG COALITION	CARLSBAD	NM	24,000.00	24,000.00
12859	CARLSBAD COMMUNITY THEATRE	CARLSBAD	NM	20,464.75	20,464.75
930	CARLSBAD CURRENT ARGUS	MCLEAN	VA	169.37	169.37
1922	CARLSBAD CURRENT-ARGUS	LOS ANGELES	CA	350.34	350.34
933	CARLSBAD DEPT OF DEVELOPMENT CORP	CARLSBAD	NM	323,228.25	323,228.25
934	CARLSBAD DOWNTOWN LIONS	CARLSBAD	NM	50.00	50.00
285	CARLSBAD GEM & MINERAL SOCIETY INC	CARLSBAD	NM	4,056.80	4,056.80
950	CARLSBAD IRRIGATION DIST.	CARLSBAD	NM	7,651.20	7,651.20
741	CARLSBAD LIFEHOUSE INC	CARLSBAD	NM	5,873.97	5,873.97

City of Carlsbad  
YTD Vendor Summary  
July 2022 - May 2023

Vendor Number	Vendor Name	City	State	YTD Purchases	YTD Payments
941	CARLSBAD MAINSTREET CORP	CARLSBAD	NM	290,770.73	290,770.73
12835	CARLSBAD MEDICAL CENTER	COLUMBIA	MO	8,951.57	8,951.57
1006	CARLSBAD MEDICAL CNTR LLC	DALLAS	TX	1,139.99	1,139.99
983	CARLSBAD MUNICIPAL SCHOOL	CARLSBAD	NM	122,375.00	122,375.00
5206	CARLSBAD NATIONAL LITTLE LEAGUE	CARLSBAD	NM	19,000.00	19,000.00
12061	CARLSBAD PRINTING/DESIGN	CARLSBAD	NM	3,323.25	3,323.25
1388	CARLSBAD QUALITY JANITORIAL	HAGERMAN	NM	70,057.37	70,057.37
902	CARLSBAD RADIO INC.	CARLSBAD	NM	10,855.74	10,855.74
1040	CARLSBAD SHEET METAL, LLC	CARLSBAD	NM	33,715.70	33,715.70
12923	CARLSBAD SMALL ENGINE LLC	CARLSBAD	NM	566.42	566.42
11122	CARLSBAD SOCCER LEAGUE	CARLSBAD	NM	19,000.00	19,000.00
11662	CARLSBAD TRANSITIONAL	CARLSBAD	NM	36,000.00	36,000.00
585	CAROL SCOTT	ARTESIA	NM	1,867.20	1,867.20
1085	CARROT TOP INDUSTRIES	HILLSBOROUGH	NC	15,901.87	15,901.87
1593	CASSI PARKER	CARLSBAD	NM	170.18	170.18
11144	CAVERN CITY CHILD	CARLSBAD	NM	20,000.00	20,000.00
13208	CAVERN CITY MEDIA	CARLSBAD	NM	2,171.91	2,171.91
12988	CECIL M DANIELL	CARLSBAD	NM	500.00	500.00
992	CED	DALLAS	TX	121,238.42	121,238.42
2624	CENGAGE LEARNING, INC	CHICAGO	IL	1,416.45	1,416.45
1135	CENTER POINT LARGE PRINT	THORNDIKE	ME	1,267.94	1,267.94
1552	CENTERLINE SUPPLY, INC	GRAND PRAIRIE	TX	2,120.00	2,120.00
1879	CENTRAL RESTAURANT PROD	INDIANAPOLIS	IN	8,251.96	8,251.96
1120	CENTRAL VALLEY ELECTRIC COOP	ARTESIA	NM	1,535.71	1,535.71
442	CHAD NESBIT	CARLSBAD	NM	400.00	400.00
1206	CHAMBER OF COMMERCE CORP.	CARLSBAD	NM	758,081.40	758,081.40
13360	CHAMPION MOTORSPORTS	ROSWELL	NM	2,924.88	2,924.88
1213	CHAPARRAL SAND & GRAVEL	CHAPARRAL	NM	7,104.72	7,104.72
7539	CHARLES G TRACY	HOUSTON	TX	2,460.73	2,460.73
9382	CHARLES H. JURVA	CARLSBAD	NM	19,391.04	19,391.04
9505	CHARLES JURVA-INS REBATE	CARLSBAD	NM	4,618.79	4,618.79
12383	CHRIS CARON	CARLSBAD	NM	71.08	83.08
14037	CHRISTOPHER AUSTIN	CARLSBAD	NM	518.20	518.20
276	CHRISTOPHER MORALES	ARTESIA	NM	3,047.33	3,047.33
10732	CHURCH ST CHURCH/NAZARENE	CARLSBAD	NM	500.00	500.00
659	CI TECHNOLOGIES INC	ST AUGUSTINE	FL	1,212.02	1,212.02
12871	CIELO VISTA MALL	EL PASO	TX	7,600.00	7,600.00

City of Carlsbad  
YTD Vendor Summary  
July 2022 - May 2023

Vendor Number	Vendor Name	City	State	YTD Purchases	YTD Payments
13445	CIERRA SAMANIEGO	CARLSBAD	NM	55.00	55.00
1594	CINDY SALCIDO	CARLSBAD	NM	500.00	500.00
1941	CISCO EQUIPMENT	DALLAS	TX	3,175.16	3,175.16
3461	CITY DIRECTORIES	ST LOUIS	MO	275.00	275.00
1462	CITY OF FORT WORTH, TEXAS	FORT WORTH	TX	15.00	15.00
363	CITY OF LUBBOCK TX	LUBBOCK	TX	1,848.95	1,848.95
1342	CIVICPLUS, LLC	MANHATTAN	KS	2,306.65	2,306.65
1237	CLARK EQUIPMENT CO INC.	ALBUQUERQUE	NM	121.42	121.42
906	CLARK TRUCK EQUIP CO INC	ALBUQUERQUE	NM	13,476.19	13,476.19
1491	CLARK TRUCK EQUIPMENT COMPANY INC	ALBUQUERQUE	NM	10,998.40	10,998.40
12653	CLUB PROPHET SYSTEMS	CHESWICK	PA	6,746.95	6,746.95
1711	CMI,INC	CHARLOTE	NC	144.64	144.64
10728	CNA SURETY	ST LOUIS	MO	200.00	200.00
8911	CNB BANK	CARLSBAD	NM	5,858,760.11	5,858,760.11
1202	COATS PUMP & SUPPLY INC	DEXTER	NM	219,110.96	219,110.96
13302	CODE 3 SERVICE LLC	ALBUQUERQUE	NM	16,860.80	16,860.80
453	COLLABORATIVE SUMMER LIBRARY PROGRAM	MASON CITY	IA	868.02	868.02
10104	COLLINS TREE SERVICE LLC	ARTESIA	NM	2,419.22	2,419.22
9287	COLLIS JOHNSON	CARLSBAD	NM	2,980.47	2,980.47
8918	COLONIAL LIFE & ACCIDENT	COLUMBIA	SC	472,220.32	472,220.32
1500	COMMERCIAL LIGHTING COMPANY	TAMPA	FL	580.49	580.49
1523	COMPUTER AVENUE LLC	CARLSBAD	NM	69.90	69.90
1270	CONNELLS OFFICE SUPPLY	CARLSBAD	NM	77,478.16	77,478.16
3344	CONSOLIDATED FLEET SERV	SEARCY	AR	1,785.60	1,785.60
1290	CONSTRUCTOR'S INC.	CARLSBAD	NM	2,971,625.39	2,971,625.39
743	CONSULTRX LLC	CARLSBAD	NM	2,400.00	2,400.00
1448	CONTI ENERGY CONTROL LLC	RIO RANCHO	NM	2,648.28	2,648.28
1293	CONVERUS, INC	LEHI	UT	8,050.00	8,050.00
5857	CONWAY SHIELD INC	NEW BERLIN	WI	1,703.55	1,703.55
1317	COOPER ENTERPRISES LLC	CARLSBAD	NM	2,717.09	2,717.09
5775	COOPERATIVE EDUCATIONAL SERVICES	ALBUQUERQUE	NM	5,059,836.94	4,692,651.94
12318	CORE & MAIN LP	ST LOUIS	MO	558,203.65	547,228.83
192	CORINA YRIGOLLEN	CARLSBAD	NM	157.37	157.37
1377	COUFAL- PRATER EQUIPMENT LLC	WACO	TX	32,260.25	32,260.25
1356	COURTESY PAWN	CARLSBAD	NM	12,178.70	12,178.70
3946	CREATIVE BUS SALES INC.	CHINO	CA	17,581.97	17,581.97
12691	CREATIVE CARLSBAD	CARLSBAD	NM	15,152.00	15,152.00

City of Carlsbad  
YTD Vendor Summary  
July 2022 - May 2023

Vendor Number	Vendor Name	City	State	YTD Purchases	YTD Payments
829	CREATIVE RECREATIONAL DESIGNS INC	RIO RANCHO	NM	52,283.28	52,283.28
10204	CREED INC	LOVING	NM	1,162.57	1,162.57
1367	CREWS GLASS & MIRROR INC.	CARLSBAD	NM	7,844.36	7,844.36
860	CRIMESTOPPERS/EDDY CO INC	CARLSBAD	NM	1,527.80	1,527.80
1266	CRISTIAN RODRIGUEZ	LAS CRUCES	NM	294.16	294.16
845	CRISTIN Y ARANDA	CARLSBAD	NM	500.00	500.00
1441	CRUSADER PROTECTIVE SERVICES LLC	ROSWELL	NM	1,357.12	1,357.12
12199	CULLIGAN	ROSWELL	NM	747.00	747.00
12240	CUMMINS SALES & SERVICE	DENVER	CO	191,009.43	191,009.43
10066	CXT INCORPORATED	PITTSBURGH	PA	71,853.62	71,853.62
878	CYNTHIA ARMIJO	CARLSBAD	PA	4,000.00	4,000.00
219	D & D AUTOMATION & ELECTRIC LLC	HOBBS	NM	20,773.28	20,773.28
520	D DEAN HINSON	ALBUQUERQUE	NM	54.00	54.00
1190	D2G GROUP LLC	FALL RIVER	MA	1,229.14	1,229.14
9379	DALE JANWAY	CARLSBAD	NM	173.40	173.40
12262	DAMETRA KARTCHNER	CARLSBAD	NM	500.00	500.00
1408	DANA KEPNER CO.	DENVER	CO	64,233.00	64,233.00
1389	DANELLE MORRILL	CARLSBAD	NM	500.00	500.00
1268	DANIEL AGUILAR	LAS CRUCES	NM	40.00	40.00
1402	DARDANELLE TIMBER CO INC	CARLSBAD	NM	8,909.08	8,909.08
1506	DARIA RANEY	CARLSBAD	NM	500.00	500.00
1373	DARREN MCPHERSON	CARLSBAD	NM	168.48	168.48
1554	DARREN W FLETCHER	WATAUGA	TX	1,840.00	1,840.00
1308	DATA BUSINESS EQUIPMENT	DES MOINES	IA	438.00	438.00
1249	DATAPILOT INC	IRVINE	CA	1,995.00	1,995.00
6947	DAVE MORGAN	CARLSBAD	NM	314.20	314.20
1169	DAVED THOMAS	CARLSBAD	NM	500.00	500.00
1631	DAVID K WEYAND	ROCKWOOD	PA	1,490.00	1,490.00
594	DEANNA WESTON-HELMER	CARLSBAD	NM	1,777.00	1,777.00
1461	DECOR OF CARLSBAD, INC.	CARLSBAD	NM	5,988.82	5,988.82
3622	DEERE CREDIT INC.	JOHNSTON	IA	285,719.46	285,719.46
1463	DEMCO, INC.	MILWAUKEE	WI	2,275.25	2,275.25
1227	DEMITRI AMBROSE	CARLSBAD	NM	1,219.16	1,219.16
463	DENISE MADRID-BOYEA	CARLSBAD	NM	1,029.14	1,029.14
12956	DESERT FOX SOLUTIONS	CARLSBAD	NM	44,389.34	44,389.34
1275	DETECTACHEM INC	SUGAR LAND	TX	4,269.15	4,269.15
11471	DEVON STINSON	CARLSBAD	NM	650.00	650.00

City of Carlsbad  
YTD Vendor Summary  
July 2022 - May 2023

Vendor Number	Vendor Name	City	State	YTD Purchases	YTD Payments
106	DIAMOND SPEED PRODUCTS	FRANKLIN PARK	IL	423.35	423.35
648	DISH DBS CORP	ENGLEWOOD	CO	1,380.26	1,380.26
12442	DITCH WITCH SOUTHWEST	MIDLAND	TX	164.70	164.70
1501	DIVERSIFIED INSPECTION	PHOENIX	AZ	10,821.24	10,821.24
1041	DIVOTS SPORTSWEAR COMPANY INC	PEACHTREE CORNERS	GA	6,524.40	6,524.40
11709	DOG WASTE DEPOT	SAN DIEGO	CA	2,003.86	2,003.86
1378	DOMONIC ORNELAS	CARLSBAD	NM	8,206.27	8,206.27
1605	DON CHALMERS FORD	RIO RANCHO	NM	99,390.55	99,390.55
1226	DONA CASSINGHAM	CARLSBAD	NM	2,062.17	2,062.17
1514	DORA VILLA	CARLSBAD	NM	400.00	400.00
1530	DPC INDUSTRIES, INC.	DALLAS	TX	24,773.64	24,773.64
1562	DUE SOUTH MARINE LLC	HUNGERFORD	TX	1,200.00	1,200.00
298	DUNGAREES LLC	COLUMBIA	MO	6,712.84	6,712.84
1726	EAGLE CARPORTS INC	MOUNT AIRY	NC	9,802.80	9,802.80
269	EAGLE ENGRAVING INC	SAINT CHARLES	IL	2,595.85	2,595.85
538	EASTERN NM UNIVERSITY	PORTALES	NM	583.32	583.32
1786	EASTERN NM UNIVERSITY - ROSWELL	ROSWELL	NM	3,022.20	3,022.20
1795	EBSCO SUBSCRIPTION SERV	DALLAS	TX	21,075.00	21,075.00
1878	ECONOLITE CONTROL PRODUCTS INC	PASADENA	CA	4,926.00	4,926.00
1794	EDDY COUNTY	CARLSBAD	NM	30,901.22	30,901.22
1837	EDDY COUNTY	CARLSBAD	NM	1,524,326.41	1,524,326.41
10882	EDDY COUNTY	CARLSBAD	NM	1,000,000.00	1,000,000.00
1845	EDDY COUNTY CGIS	CARLSBAD	NM	38,502.00	38,502.00
1809	EDDY COUNTY DETENTION CENTER	CARLSBAD	NM	350,265.00	350,265.00
1810	EDDY COUNTY EXTENSION SERVICE	CARLSBAD	NM	120.00	120.00
1793	EDDY COUNTY TREASURER	CARLSBAD	NM	13,544.27	13,544.27
1831	EDDY LEA ENERGY ALLIANCE	CARLSBAD	NM	25,000.00	25,000.00
189	EDEN K9 CONSULTING & TRAINING CORP	CHESTEMERE, ALBERTA		696.00	696.00
8950	EDILBERTO MORENO	CARLSBAD	NM	773.00	773.00
12882	EDISPATCHES	KINNELON	NJ	2,325.15	2,325.15
1517	EDMO DISTRIBUTORS, INC	SPOKANE VALLEY	WA	1,687.58	1,687.58
938	EDUARDO BUSTAMANTE	CARLSBAD	NM	500.00	500.00
11112	EDWARD RODRIGUEZ	CARLSBAD	NM	283.20	283.20
10614	EDWARD VANSOTTER	CARLSBAD	NM	20.00	20.00
13162	EH WACHS	LINCOLNSHIRE	IL	644.89	644.89
1704	EL PASO TIMES	MCLEAN	VA	22,691.65	22,691.65
12632	ELDON W. ATCHLEY	CARLSBAD	NM	655.82	655.82



City of Carlsbad  
YTD Vendor Summary  
July 2022 - May 2023

Vendor Number	Vendor Name	City	State	YTD Purchases	YTD Payments
1283	ELECTRO-MATIC PRODUCTS, INC	FARMINGTON HILLS	MI	371,126.01	371,126.01
10829	ELITE WRECKER SERVICE LLC	CARLSBAD	NM	1,775.47	1,775.47
15961	ELIZABETH FERRALES	CARLSBAD	NM	20.00	20.00
10587	ELLEN BONNEY	CARLSBAD	NM	2,016.02	2,016.02
730	ELM USA INC	BUFFALO GROVE	IL	586.16	586.16
1424	ELYHANNA MONTES	CARLSBAD	NM	599.99	599.99
1931	EMS REGION III CORP	CLOVIS	NM	560.00	560.00
11475	EMSRX	WAXAHACHIE	TX	20,000.00	20,000.00
12816	ENCHANTED TECHNOLOGY SOLUTIONS	ALBUQUERQUE	NM	192,832.93	192,832.93
1933	ENCYCLOPAEDIA BRITANNICA	CHICAGO	IL	1,300.00	1,300.00
1232	ENERGY COMM.ALLIANCE	WASHINGTON	DC	2,800.00	2,800.00
6321	ENMU-ROSWELL	ROSWELL	NM	28,350.96	28,350.96
13161	ENNIS-FLINT INC	GREENSBORO	NC	6,840.42	6,840.42
776	ENRIQUETA DOPORTO	CARLSBAD	NM	500.00	500.00
1963	ENVIRONMENTAL RESOURCE ASSOCIATION	GOLDEN	CO	3,340.73	3,340.73
13358	EQUIPMENTSHARE.COM INC	FULTON	MO	7,750.22	7,750.22
1464	ERGO DESKTOP LLC	CELINA	OH	1,017.98	1,017.98
422	ERIC A ESTRADA	CARLSBAD	NM	6,500.00	6,500.00
11980	ERIC FLORES	CARLSBAD	NM	155.00	155.00
1318	ERIC FLORES	CARLSBAD	NM	212.60	212.60
876	ERNESTO B MARTINEZ	ROSWELL	NM	16,174.95	16,174.95
1978	ESRI, INC.	REDLANDS	CA	7,537.60	7,537.60
6538	EUGENE WELDERS SUPPLY CO	EUGENE	OR	2,100.75	2,100.75
1306	EVAN LARA	CARLSBAD	NM	169.00	169.00
2019	EXERPLAY, INC.	CEDAR CREST	NM	136,595.98	136,595.98
797	EZ DOCK OF TEXAS L.P.	HURST	TX	286,573.83	286,573.83
1801	E-Z RENTALS & SALES, INC.	CARLSBAD	NM	23,180.85	23,180.85
12095	FARO TECHNOLOGIES, INC	LAKE MARY	FL	77.00	77.00
2255	FASTENAL COMPANY	WINONA	MN	5,177.32	5,177.32
2284	FEDERAL EXPRESS CORP.	PITTSBURGH	PA	623.34	623.34
2289	FEDERAL SIGNAL CORP	DALLAS	TX	270.00	270.00
2359	FERGUSON WATERWORKS #3083	LOS ANGELES	CA	116,789.53	116,789.53
1529	FIELDS OUTDOOR ADVENTURES LLP	RUSHVILLE	IN	14,960.00	14,960.00
3422	FIRE PROTECTION PUBLICATIONS	STILLWATER	OK	1,062.50	1,062.50
13110	FIREHOSEDIRECT	MOORESVILLE	NC	2,548.17	2,548.17
12591	FIREQUICK PRODUCTS INC	INYOKERN	CA	1,437.72	1,437.72
1321	FIRST RESPONDER INSTITUTE, INC	ORO VALLEY	AZ	26,000.00	26,000.00

City of Carlsbad  
YTD Vendor Summary  
July 2022 - May 2023

Vendor Number	Vendor Name	City	State	YTD Purchases	YTD Payments
2384	FLEETPRIDE	DALLAS	TX	12,024.08	12,024.08
731	FLOWMSP INC	STREATOR	IL	2,800.00	2,800.00
229	FLYHIGHUSA, LLC	MUNFORDVILLE	KY	1,098.00	1,098.00
2596	FOLLETT CORPORATION	WESTCHESTER	IL	4,292.50	4,292.50
2467	FORESTRY SUPPLIERS INC	JACKSON	MS	3,205.11	3,205.11
2480	FORREST TIRE CO., INC.	CARLSBAD	NM	51,619.19	51,619.19
2502	FOX SCIENTIFIC, INC.	ALVARADO	TX	1,701.68	1,701.68
12896	FRIENDS OF THE LIVING DESERT	CARLSBAD	NM	26,150.83	26,150.83
12395	G. ALLEN PEREZ	CARLSBAD	NM	42.00	42.00
2639	GALE CENGAGE LEARNING	ATLANTA	GA	5,895.01	5,895.01
12960	GALLS LLC	CHICAGO	IL	37,739.17	37,739.17
10862	GAMETIME INC	FT PAYNE	AL	19,421.62	19,421.62
1380	GANIBI HOLDINGS LLC	SANTA YNEZ	CA	4,744.70	4,744.70
202	GARMIN SERVICES INC	YARMOUTH	ME	779.40	779.40
13355	GARRETT HENDREN	LAS CRUCES	NM	2,560.00	2,560.00
1410	GARY NIBLETT INC	SANTA FE	NM	16,800.00	16,800.00
2830	GAYLORD BROS.	SYRACUSE	NY	1,934.41	1,934.41
870	GCC SUN CITY MATERIALS LLC	EL PASO	TX	41,462.18	41,462.18
759	GEMPLER'S INC	JANESVILLE	WI	205.05	205.05
2846	GENERAL MAILING & SHIPPING SYSTEM INC	ALBUQUERQUE	NM	515.45	515.45
8928	GENERAL OPERATING FUND			1,097,959.43	1,097,959.43
733	GENERAL PACIFIC INC	FAIRVIEW	OR	499.00	499.00
14298	GEORGE PETERSON	ROSWELL	NM	644.00	644.00
1455	GEORGE U CASTRO	CARLSBAD	NM	4,137.01	4,137.01
12451	GERALD ANAYA	CARLSBAD	NM	520.00	520.00
14690	GERARD JAQUEZ	CARLSBAD	NM	1,041.35	1,053.35
11350	GLOBAL EQUIPMENT CO.,INC.	CHICAGO	IL	1,646.99	1,646.99
1248	GLOBAL TRADING, INC	MIAMI	FL	40,547.70	40,547.70
11242	GOLDEN WEST INDUSTRIAL	SIMI VALLEY	CA	588.20	588.20
2548	GOOD EARTH PRODUCTS, INC	HOLLYWOOD	FL	319.00	319.00
343	GOOD TIMES TSHIRT ORGANIZATION LLC	ALBUQUERQUE	NM	426.20	426.20
2932	GOPHER SPORT	OWATONNA	MN	1,971.14	1,971.14
2925	GOSERCO, INC.	MESA	AZ	7,226.44	7,226.44
2933	GRAINGER	KANSAS CITY	MO	129,317.39	129,317.39
331	GRAY MEDIA GROUP INC	ATLANTA	GA	2,440.00	2,440.00
2546	GREEN CLEAN WINDOW CLEANING	CARLSBAD	NM	1,345.24	1,345.24
2947	GREER CONSTRUCTION, INC.	CARLSBAD	NM	1,446,750.04	1,446,750.04

City of Carlsbad  
YTD Vendor Summary  
July 2022 - May 2023

Vendor Number	Vendor Name	City	State	YTD Purchases	YTD Payments
1537	GREY HOUSE PUBLISHING	AMENIA	NY	326.00	326.00
1324	GRIFFIN'S ELECTRIC, INC	CARLSBAD	NM	18,240.37	18,240.37
3021	GUY LUTMAN ENTERPRISES LLC	CARLSBAD	NM	5,553.73	5,553.73
3030	HACH COMPANY	CHICAGO	IL	4,651.83	4,651.83
723	HADRONEX INC.	ESCONDIDO	CA	19,274.00	19,274.00
1556	HALEY M JONES	CARLSBAD	NM	86.02	86.02
10957	HALL ENVIRONMENTAL	ALBUQUERQUE	NM	4,004.10	4,004.10
3050	HALL MACHINE	CARLSBAD	NM	17,216.38	17,216.38
3060	HAMILTON ROOFING CO. INC.	CARLSBAD	NM	500,757.87	500,757.87
1310	HANNAH ORNELAS	CARLSBAD	NM	500.00	500.00
1480	HAROLD L PRUITT	HOBBS	NM	18,515.08	18,515.08
567	HARRELL'S LLC	LAKELAND	FL	22,740.20	22,740.20
548	HBSS CONNECT CORP	LOWELL	MA	21,162.56	21,162.56
4806	HEARST NEWSPAPER II, LLC	PRESCOTT	AZ	1,350.00	1,350.00
11080	HEARST PROPERTIES	ALBUQUERQUE	NM	3,542.67	3,542.67
11224	HEATHER ROY	CARLSBAD	NM	612.33	612.33
11079	HEIL OF TEXAS	IRVING	TX	22,187.59	22,187.59
1366	HEIMAN, INC	SIOUX FALLS	SD	2,229.75	2,229.75
3140	HELENA AGRI-ENTERPRISES	DALLAS	TX	21,668.50	21,668.50
15753	HENRY J CASTANEDA	CARLSBAD	NM	1,166.00	1,166.00
10412	HENRY MORGAN	CARLSBAD	NM	778.53	778.53
12759	HERMAN SHORTY	TUBA CITY	AZ	1,700.00	1,700.00
3159	HI LINE CO	DALLAS	TX	23,491.98	23,491.98
3164	HIGHWAY SUPPLY LLC	ALBUQUERQUE	NM	1,713.08	1,713.08
11680	HINKLE + LANDERS, PC	ALBUQUERQUE	NM	83,564.75	83,564.75
3174	HINKLE SHANOR LLP	ROSWELL	NM	11,384.25	11,384.25
3198	HOBBS NEWS-SUN INC	HOBBS	NM	3,051.99	3,051.99
1354	HOLLINGER METAL EDGE, INC	FREDERICKSBURG	VA	1,577.31	1,577.31
491	HOLTZ INDUSTRIES INC	NEWARK	OH	2,178.83	2,178.83
1171	HOMELESS TRAINING INSTITUTE LLC	HENDERSONVILLE	TN	599.00	599.00
258	HORTON LAW FIRM LLC	CARLSBAD	NM	3,225.60	3,225.60
10726	HUB INTL INS SVCS INC	DALLAS	TX	213,955.08	213,955.08
799	HUTTON BROADCASTING LLC	SANTA FE	NM	5,430.79	5,430.79
8937	IBEW, LOCAL UNION #611	ALBUQUERQUE	NM	15,579.27	15,579.27
810	ICA RADIO LTD	DALLAS	TX	850.00	850.00
3408	IDEXX DISTRIBUTION INC.	ATLANTA	GA	10,609.78	10,609.78
11292	IMAGE ACCESS INC.	BOCA RATON	FL	810.00	810.00

City of Carlsbad  
YTD Vendor Summary  
July 2022 - May 2023

Vendor Number	Vendor Name	City	State	YTD Purchases	YTD Payments
3509	IMSA	ROCKLEDGE	FL	425.00	425.00
3451	INDUSTRIAL ELECTRIC MOTORS INC	CARLSBAD	NM	1,670.00	1,670.00
928	INDUSTRIAL PRODUCTS MFG INC	SALT LAKE CITY	UT	5,512.50	5,512.50
351	INFORMATION PROTECTION SERVICES INC	ROSWELL	NM	2,468.67	2,468.67
3465	INGRAM LIBRARY SERVICES	ATLANTA	GA	15,763.03	15,763.03
1253	INGRAM PROFESSIONAL SERVICES, INC	HOBBS	NM	12,433.49	12,433.49
10158	INOUTBOARD.COM LLC	CHULA VISTA	CA	336.00	336.00
532	INSIGHT DIRECT USA INC	TEMPE	AZ	427.27	427.27
735	INSIGHT PUBLIC SECTOR	TEMPE	AZ	236,354.54	236,354.54
3486	IN-SITU, INC.	FORT COLLINS	CO	2,177.88	2,177.88
12685	INTAPOL INDUSTRIES INC	NEW YORK	NY	743.93	743.93
93	INTEGRATION & CONTROL SOLUTIONS LLC	ALBUQUERQUE	NM	931.02	931.02
10145	INTERNATIONAL BRONZE	FT MYERS	FL	3,998.00	3,998.00
3508	INTERNATIONAL INSTITUTE OF	RANCHO CUCAMONGA	CA	250.00	250.00
3495	INTERSTATE BATTERY SYS	HOBBS	NM	6,079.80	6,079.80
1489	INTERVIEW NOW, INC	ALAMEDA	CA	2,499.00	2,499.00
3500	IPR, LTD INC.	ALBUQUERQUE	NM	1,690,160.98	1,690,160.98
1323	IR PROMOS LLC	BARTLETT	TN	1,200.66	1,200.66
15634	ISAAC FLOREZ	CARLSBAD	NM	370.33	370.33
10947	ISAIAH HINOJOS	CARLSBAD	NM	20.00	20.00
9012	IVAN M ABELL	CARLSBAD	NM	289.50	289.50
1371	J & G ELECTRIC COMPANY, INC	ROSWELL	NM	6,113.88	6,113.88
3601	J & J PIPE & SUPPLY	CARLSBAD	NM	18,806.67	18,806.67
781	J J KELLER & ASSOCIATES INC	NEENAH	WI	143.68	143.68
541	J WAYNE BEVERS	ROSWELL	NM	20,353.94	20,353.94
10027	J&H SERVICES INC	ALBUQUERQUE	NM	168,866.79	168,866.79
3605	J.P. COOKE COMPANY	OMAHA	NE	178.30	178.30
3519	JACK HENRY AND ASSOC. INC	MONETT	MO	3,206.22	3,206.22
1327	JACKSON SUPPLY LLC	DENTON	TX	2,255.90	2,255.90
10533	JACOB DORADO	CARLSBAD	NM	286.18	286.18
13101	JACOB MARQUEZ	CARLSBAD	NM	220.00	220.00
5770	JAIME'S WELDING LLC	CARLSBAD	NM	31,625.02	31,625.02
102	JAKE THOMASON	WHITES CITY	NM	220.00	220.00
12449	JALYNN DOMINGUEZ	CARLSBAD	NM	500.00	500.00
266	JAMES C SAUNDERS	FRISCO	TX	11,686.78	11,686.78
3665	JAMES COOKE & HOBSON INC	ALBUQUERQUE	NM	65,243.35	65,243.35
1892	JAMES DEREK NEELD	CARLSBAD	NM	4,836.00	4,836.00

City of Carlsbad  
YTD Vendor Summary  
July 2022 - May 2023

Vendor Number	Vendor Name	City	State	YTD Purchases	YTD Payments
557	JAMES G EAGER	CARLSBAD	NM	80.50	80.50
3058	JAMES HAMILTON CONST. CO	SILVER CITY	NM	28,853.91	28,853.91
1126	JAMES HAMILTON CONSTR	SILVER CITY	NM	1,876.57	1,876.57
10361	JAMES LOGSDON	ARTESIA	NM	1,898.00	2,516.00
1359	JAMES R BRENNER	CROCKETT	TX	203.75	203.75
12861	JAMESON LUCAS	CARLSBAD	NM	18.00	18.00
13014	JANET S. DRAKE	CARLSBAD	NM	10,000.00	10,000.00
3626	JD CREATIONS	CARLSBAD	NM	1,075.00	1,075.00
12445	JEFF PATTERSON	CARLSBAD	NM	922.96	922.96
839	JEFFERSON REITER	CARLSBAD	NM	2,152.91	2,152.91
1161	JEFFERY C ESTRADA	CARLSBAD	NM	3,569.68	3,569.68
3675	JENKINS FURNITURE	CARLSBAD	NM	11,804.96	11,804.96
1036	JENKINS MARKETING CO LLC	ENGLEWOOD	CO	18,731.16	18,731.16
3729	JESSE PERRY	CARLSBAD	NM	906.35	906.35
11733	JESSE RAMIREZ	CARLSBAD	NM	155.00	155.00
1487	JESSIE MORENO	CARLSBAD	NM	5,448.91	5,448.91
14024	JESSIE RODRIGUEZ	CARLSBAD	NM	342.02	342.02
482	JESSIE WILLIAMS	ERA	TX	60,000.00	60,000.00
1047	JESUS MIGUEL URTEAGA	EL PASO	TX	1,028.36	1,028.36
1035	JESUS TORO MARTINEZ	SAN ANTONIO	TX	3,089.00	3,089.00
11439	JIM DEVLIN	CARLSBAD	NM	508.00	508.00
11585	JIM MYERS & SONS INC	CHARLOTTE	NC	2,500.00	2,500.00
8218	JIM WITT & ASSOCIATES	LOVING	NM	600.00	600.00
1119	JIMMY FUSON	CARLSBAD	NM	250.00	250.00
10498	JK AUTO & DIESEL LLC	CARLSBAD	NM	4,201.38	4,201.38
13449	JOANNE JAURE	CARLSBAD	NM	960.13	960.13
12884	JOEY LANDGRAF	CARLSBAD	NM	40.00	58.00
12028	JOHN BONNELL	CARLSBAD	NM	60.00	60.00
846	JOHN J PENNELL	ROSWELL	NM	139,343.80	139,343.80
14230	JOHN LOWE	CARLSBAD	NM	1,193.62	1,193.62
12942	JOHN M CARAWAY	CARLSBAD	NM	215.04	215.04
1550	JOHN M. CARAWAY	CARLSBAD	NM	5,859.35	5,859.35
15410	JOHN MAJERUS	CARLSBAD	NM	177.51	177.51
966	JOHN MICHAEL DAVIDSON	CARLSBAD	NM	500.00	500.00
15966	JOHN SNEATHEN	CARLSBAD	NM	727.15	727.15
3767	JOHNSTONE SUPPLY	ALBUQUERQUE	NM	3,744.13	3,744.13
8338	JONATHAN ALEXANDER MEZA	LOVINGTON	NM	1,667.66	1,667.66

City of Carlsbad  
YTD Vendor Summary  
July 2022 - May 2023

Vendor Number	Vendor Name	City	State	YTD Purchases	YTD Payments
828	JONATHAN CHANDLER	CARLSBAD	NM	9,770.35	9,770.35
12824	JONES & BARTLETT LEARNING	BOSTON	MA	2,671.11	2,671.11
13176	JORDAN REYES	EL PASO	TX	-	191.00
1362	JORDEN THOMPSON	CARLSBAD	NM	172.03	172.03
655	JORY DOMINGUEZ	CARLSBAD	NM	1,000.00	1,000.00
566	JOSE E BENAVIDEZ	LOVING	NM	19,171.26	19,171.26
15653	JOSE M ORNELAS	CARLSBAD	NM	950.00	950.00
11788	JOSEPH FLOREZ	CARLSBAD	NM	18.00	18.00
329	JOSEPH HOUSER	CARLSBAD	NM	1,436.00	1,436.00
1021	JOSEPH ORTIZ	CARLSBAD	NM	2,876.16	2,876.16
1374	JOSEPH SIEBRASSE SR	AMARILLO	TX	3,400.00	3,400.00
1546	JOSEPH VELEZ	MARLTON	NJ	3,500.00	3,500.00
11909	JOSH MOORE	CARLSBAD	NM	1,173.66	1,795.66
13251	JOSHUA CALDER	CARLSBAD	NM	2,267.48	2,267.48
1515	JOSHUA CAMPBELL	CARLSBAD	NM	240.00	240.00
746	JOSHUA HOLUB	CARLSBAD	NM	400.00	400.00
1440	JUAN R. MONTOYA	ROSWELL	NM	2,692.71	2,692.71
1024	JUANITA F JOJOLA	CARLSBAD	NM	285.00	285.00
12710	JUDY BRAKEMAN	CARLSBAD	NM	60.00	60.00
569	JULIE CHESTER	LITHIA	FL	76,876.22	76,876.22
1413	JULIE FUENTES	CARLSBAD	NM	500.00	500.00
3800	JUSTICE SYSTEMS, INC.	ALBUQUERQUE	NM	21,772.48	21,772.48
11349	JUSTIN NORTHCUTT	CARLSBAD	NM	25,114.37	25,114.37
10764	JWC ENVIRONMENTAL LLC	LOS ANGELES	CA	11,062.20	11,062.20
3736	K & K ELECTRIC	CARLSBAD	NM	2,300.00	2,300.00
3869	K LOG	ZION	IL	1,300.05	1,300.05
3813	K W FUELS, INC.	HOBBS	NM	20,875.87	20,875.87
1524	KAITLYN ROBERTSON	CARLSBAD	NM	250.00	250.00
3818	KAM SECURITY & SOUND, INC	CARLSBAD	NM	3,184.46	3,184.46
3780	KANN MANUFACTURING CORP	DUBUQUE	IA	6,971.86	6,971.86
3541	KARS LLC	ROSWELL	NM	20,791.81	20,791.81
1468	KATHERINE A BARCO	ABUQUERQUE	NM	1,712.26	1,712.26
435	KATHLEEN DAVIS	CARLSBAD	NM	500.00	500.00
14153	KATHRYN PRELL	CARLSBAD	NM	206.25	206.25
3835	KAUFMAN'S WEST LLC	ALBUQUERQUE	NM	8,697.00	8,697.00
13	KC SALES LLC	ARTESIA	NM	2,430.00	2,430.00
12615	KELLY SMYER	CARLSBAD	NM	622.00	622.00

City of Carlsbad  
YTD Vendor Summary  
July 2022 - May 2023

Vendor Number	Vendor Name	City	State	YTD Purchases	YTD Payments
14257	KENNETH AHRENS	CARLSBAD	NM	381.98	381.98
9139	KENNETH C. CASS	CARLSBAD	NM	101.28	101.28
1320	KEO FISH FARMS INC.	KEO	AR	15,750.00	15,750.00
572	KEVIN C GARNER	CARLSBAD	NM	4,623.40	4,623.40
304	KEYMAKE SOLUTIONS LLC	CARLSBAD	NM	5,022.59	5,022.59
10634	KEYSTONE PUMP & SUPPLY	KERMIT	TX	145.19	145.19
849	KIRBY WHEELER	CARLSBAD	NM	507.00	579.00
1572	KIWI BREACHING PRODUCTS, LLC	SOUTHAVEN	MS	2,100.00	2,100.00
1295	KNIGHTEN MACHINE & SERVICE, INC	ODESSA	TX	5,535.00	5,535.00
315	KNOX ASSOCIATES INC	PHOENIX	AZ	576.00	576.00
11081	KOB-TV,LLC; KOBR-TV;	DALLAS	TX	3,702.00	3,702.00
811	KOOL SNACKS LLC	NEWARK	NJ	4,465.80	4,465.80
3945	KRISTINA B HILLMER	CARLSBAD	NM	3,134.85	3,134.85
11075	KRQE TV, KASA TV, KBIM TV	DALLAS	TX	5,258.56	5,258.56
1398	KRYSTAL ROCHA	CARLSBAD	NM	500.00	500.00
348	KUULA LLC	BEVERLY HILLS	CA	230.40	230.40
13387	KWES TELEVISION LLC	ODESSA	TX	3,000.00	3,000.00
1027	L & F DISTRIBUTORS LLC	CORPUS CHRISTI	TX	23,678.20	23,678.20
11867	LA CUEVA PET CARE CENTER	CARLSBAD	NM	1,294.31	1,294.31
4011	LA TIENDA	CARLSBAD	NM	1,839.35	1,839.35
6867	LAKESIDE MEATS INC.	CARLSBAD	NM	266.36	266.36
1285	LARRY HARRIS	CARLSBAD	NM	644.00	644.00
4260	LASCO CONSTRUCTION	HOBBS	NM	314,811.35	71,822.81
4263	LASER TECHNOLOGY INC	CENTENNIAL	CO	253.50	253.50
1564	LATRICIA ASH	HOBBS	NM	328.09	328.09
1459	LAURA NAGLE	CARLSBAD	NM	500.00	500.00
1512	LAUREL ANNE CARRIER FEILMEIER	BAY ST LOUIS	MS	4,000.00	4,000.00
4310	LAWSON PRODUCTS INC	CHICAGO	IL	8,199.57	8,270.57
12885	LD SUPPLY LLC	ALBUQUERQUE	NM	4,165.38	4,165.38
11860	LEA COUNTY	HOBBS	NM	2,390.00	2,390.00
4340	LEA COUNTY ELEC COOP. INC	LOVINGTON	NM	149,682.13	149,682.13
10770	LEADSONLINE LLC	PLANO	TX	6,031.00	6,031.00
11518	LEATHAM FAMILY LLC	OGDEN	UT	4,193.25	4,193.25
10578	LEE WILSON & ASSOCIATES INC	SANTA FE	NM	5,464.36	5,464.36
1395	LEIGHS BAKERY	CARLSBAD	NM	563.72	563.72
204	LELAND'S INDUSTRIES LLC	GRANDVIEW	TX	3,885.00	3,885.00
7650	LEO T EVANS JR	CARLSBAD	NM	1,651.81	1,651.81

City of Carlsbad  
YTD Vendor Summary  
July 2022 - May 2023

Vendor Number	Vendor Name	City	State	YTD Purchases	YTD Payments
1280	LEVEL 3 FINANCING, INC	BROOMFIELD	CO	12,827.42	12,827.42
1454	LEXISNEXIS RISK SOLUTIONS FL INC	ALPHARETTA	GA	14,517.98	14,517.98
11185	LEXJET LLC	ATLANTA	GA	2,754.00	2,754.00
232	LIBRARICA LLC	DALLAS	TX	611.10	611.10
1386	LIBRARY JOURNALS, LLC	PLAIN CITY	OH	375.00	375.00
4439	LIBRARY STORE, INC.	TREMONT	IL	4,417.85	4,417.85
4359	LIFE ASSIST INC	RANCHO CORDOVA	CA	75,877.32	75,877.32
12154	LIFEMED SAFETY	BRIGHTON	CO	300.00	300.00
6906	LIGHTHOUSE UNIFORM INC	SEATTLE	WA	750.15	750.15
1343	LLANO CEMETERY ASSOCIATION, INC	AMARILLO	TX	4,235.00	4,235.00
10663	LMC SERVICES INC	CARLSBAD	NM	7,755.23	7,755.23
3875	LN CURTIS & SONS	WALNUT CREEK	CA	93,419.41	93,419.41
3406	LOGIN/IACP NET	BALTIMORE	MD	875.00	875.00
7101	LORI L HARGUES	CARLSBAD	NM	350.00	350.00
10593	LORRAINE MONTOYA	CARLSBAD	NM	40.00	40.00
1519	LOU WARD	CARLSBAD	NM	3,047.00	3,047.00
11214	LOUIS VASQUEZ	LUBBOCK	TX	392.92	392.92
12890	LOU'S GLOVES	BRIDGEVIEW	IL	2,484.00	2,484.00
4544	LOVINGTON DAILY LEADER	LOVINGTON	NM	60.00	60.00
958	LOWERY PROPERTY ADVISORS LLC	IRVING	TX	7,000.00	7,000.00
11815	LOWE'S	ATLANTA	GA	102,003.08	102,003.08
14032	LUPE ORNELAS	CARLSBAD	NM	16.95	16.95
12000	M & B MUFFLER SHOP	CARLSBAD	NM	911.40	911.40
704	MADALYN ARANDA	CARLSBAD	NM	500.00	500.00
4731	MAIL SERVICE CENTER	CARLSBAD	NM	2,956.64	2,956.64
346	MALLORY SAFETY & SUPPLY LLC	LONGVIEW	WA	10,599.02	10,599.02
1345	MANUEL H HOLGUIN	EL PASO	TX	627.68	627.68
4566	MAPLOGIC CORPORATION	WINTER PARK	FL	500.00	500.00
1504	MARCELO PAULIK	CLOUDCROFT	NM	69.78	69.78
1583	MARGARET BARRERAS	CLOUDCROFT	NM	46.25	46.25
1573	MARIA BRITO	CARLSBAD	NM	66.91	66.91
1538	MARIA M. LOPEZ	CARLSBAD	NM	2,488.03	2,488.03
1046	MARIO GONZALEZ SANTILLAN	CARLSBAD	NM	3,221.61	3,221.61
487	MARIO ROCHA	CARLSBAD	NM	133.24	133.24
1498	MARISA CAZARES	CARLSBAD	NM	500.00	500.00
11812	MARISCAL ELECTRICAL SERVICES, LLC	ARTESIA	NM	95,961.01	95,961.01
861	MARJANOVIC LAW LLC	ALBUQUERQUE	NM	23,702.71	23,702.71



City of Carlsbad  
YTD Vendor Summary  
July 2022 - May 2023

Vendor Number	Vendor Name	City	State	YTD Purchases	YTD Payments
10532	MARK JOHNSON	CARLSBAD	NM	155.00	155.00
9474	MARK MORENO	CARLSBAD	NM	622.00	622.00
14259	MARK WARMBEIN	CARLSBAD	NM	75.89	75.89
1493	MARRS GRIEBEL LAW, LTD.	ALBUQUERQUE	NM	62,093.17	62,093.17
10948	MARY GARWOOD	CARLSBAD	NM	1,269.23	1,269.23
12649	MASEK ROCKY MTN GOLF CARS	ALBUQUERQUE	NM	41,112.78	41,112.78
4779	MASTER LUBE INC	CARLSBAD	NM	9,130.06	9,130.06
1391	MASTERGRIP INC	IRVING	TX	1,409.50	1,409.50
10390	MATT LANGLITZ	CARLSBAD	NM	112.21	112.21
1502	MATTHEW MURRAY DAY	LUBBOCK	TX	87.00	87.00
11452	MATTHEW WHITE	CARLSBAD	NM	95.29	95.29
451	MAXIMUM SPLASH LLC	PEORIA	AZ	2,733.27	2,733.27
1394	MB APPRAISAL COMPANY	RUIDOSO	NM	4,332.50	4,332.50
4759	MCCOYS LUMBER	CARLSBAD	NM	19,496.41	19,496.41
4764	MCGEE CO	DENVER	CO	200.00	200.00
11417	MDN SURVEYING LLC	CARLSBAD	NM	8,240.29	8,240.29
1309	MEDICAL AIR SERVICES ASSOCIATION, INC	PLANTATION	FL	37,105.00	37,105.00
5631	MEDTECH FORENSICS INC	TALLAHASSEE	FL	562.50	562.50
11848	MEGA GRAPHICS & SIGNS	CARLSBAD	NM	770.00	770.00
11484	MELISSA SALCIDO	CARLSBAD	NM	133.54	133.54
5249	MELLOY DODGE	ALBUQUERQUE	NM	84,117.00	84,117.00
4172	MENDEZ FOUNDATION	ATLANTA	GA	2,480.36	2,480.36
1355	MERAKAI LLC	SANTA BARBARA	CA	394.00	394.00
11928	MERCURY MEDICAL	CLEARWATER	FL	2,028.43	2,028.43
10061	METAL SHOP LIVE	CARLSBAD	NM	31,699.11	31,699.11
893	MH5500 LLC	CARLSBAD	NM	28,445.55	29,503.48
10117	MHQ OF NEW MEXICO	ALBUQUERQUE	NM	1,452.17	1,452.17
13448	MICAH ROBERTS	ARTESIA	NM	512.53	512.53
11978	MICHAEL (BRAD) HENSON	CARLSBAD	NM	806.48	806.48
1472	MICHAEL G. LIM	CARLSBAD	NM	352.67	352.67
931	MICHAEL GREEN	CHATTANOOGA	TN	5,805.13	5,805.13
1433	MICHAEL J LARAMORE	ARENAS VALLEY	NM	19,997.25	19,997.25
14598	MICHAEL RAMIREZ	CARLSBAD	NM	-	18.00
15755	MICHAEL SHOTT	CARLSBAD	NM	20.00	56.00
11851	MICHAEL TRUJILLO	CARLSBAD	NM	1,499.00	1,499.00
1303	MICHAEL W WOOD	CARLSBAD	NM	1,557.55	1,557.55
12486	MICHELE ROBERTSON	CARLSBAD	NM	3,480.50	3,480.50

City of Carlsbad  
YTD Vendor Summary  
July 2022 - May 2023

Vendor Number	Vendor Name	City	State	YTD Purchases	YTD Payments
13202	MIDWEST RADAR & EQUIPMENT	LAMAR	MO	1,680.00	1,680.00
4869	MIDWEST TAPE	CINCINNATI	OH	7,052.08	7,052.08
1534	MIGHTY WASH	LUBBOCK	TX	360.00	360.00
5218	MILLER ENGINEERS INC	ALBUQUERQUE	NM	604,493.17	611,356.01
1945	MILNER SPORTS LLC	MONUMENT	CO	3,551.22	3,551.22
11903	MILTON'S BREWING LLC	CARLSBAD	NM	2,351.62	2,351.62
4872	MINE SUPPLY	DALLAS	TX	8,808.19	9,418.91
388	MISSION COMMUNICATIONS LLC	NORCROSS	GA	23,562.60	23,562.60
10246	MITCHELL & CRUSE	CARLSBAD	NM	177,678.30	177,678.30
10647	MOBILE SAFETY & CONSULT	CARLSBAD	NM	2,946.69	2,946.69
4905	MODRALL SPERLING, ROEHL	ALBUQUERQUE	NM	20,631.06	20,631.06
9450	MOLZEN-CORBIN & ASSOC, INC	ALBUQUERQUE	NM	93,343.35	93,343.35
1315	MONICA HIGHTOWER	LUBBOCK	TX	2,100.00	2,100.00
670	MONTGOMERY & ANDREWS, P.A.	SANTA FE	NM	58,494.35	58,494.35
11555	MOON DOG PUBLISHING LLC	ALBUQUERQUE	NM	1,881.62	1,881.62
4917	MORALES UPHOLSTERY	CARLSBAD	NM	3,915.85	3,915.85
4935	MORRISON SUPPLY	DALLAS	TX	42,885.83	42,885.83
5009	MORROW, REARDON, MILLER,	ALBUQUERQUE	NM	32,820.65	32,820.65
4949	MOTOROLA INC	CHICAGO	IL	573,146.58	573,542.58
1428	MOUNTAIN PLAINS LIBRARY ASSOCIATION	LAKEWOOD	CO	75.00	75.00
4925	MSC INDUSTRIAL SUPPLY CO.	ST. LOUIS	MO	1,040.45	1,040.45
1365	MT LIBRARY SERVICES INC	PLAIN CITY	OH	2,559.36	2,559.36
4862	MTD INC-THE KID	LOVINGTON	NM	9,833.78	9,833.78
5424	MUNICIPAL EMERGENCY SRVC	SOUTHURY	CT	55,696.63	55,696.63
818	MUNISSION LLC	SAN JUAN	PR	11,727.00	11,727.00
4984	MURRILL ELECTRIC, LLC	CARLSBAD	NM	15,715.90	15,715.90
4587	MWI VETERINARY SUPPLY	DALLAS	TX	1,298.80	1,298.80
5757	MY-LOR, INC	DALLAS	GA	509.95	509.95
4997	MYRON CORP	BALTIMORE	MD	959.57	959.57
12913	N7 TACTICAL TRAINING LLC	CARLSBAD	NM	9,000.00	9,000.00
12340	NADINE MIRELES	CARLSBAD	NM	1,501.57	1,501.57
5120	NASRO INC.	HOOVER	AL	1,150.00	1,150.00
13315	NATHAN CHAVARRIA	CARLSBAD	NM	376.32	376.32
5137	NATIONAL BUSINESS FURNITURE	MILWAUKEE	WI	6,969.01	6,969.01
13366	NATIONAL INDUSTRIAL & SAFETY SUPPLY LLC	OLYMPIA	WA	14,904.36	14,904.36
5159	NATIONAL JUDGES ASSN	GLENDALE	OR	425.00	425.00
1545	NATIONAL SPELEOLOGICAL SOCIETY	HUNTSVILLE	AL	1,276.55	1,276.55

City of Carlsbad  
YTD Vendor Summary  
July 2022 - May 2023

Vendor Number	Vendor Name	City	State	YTD Purchases	YTD Payments
5029	NATIONAL TACTICAL OFFICERS ASSOCIATION	COLORADO SPR	CO	2,715.00	2,715.00
5191	NCH CORPORATION	IRVING	TX	202.95	202.95
1344	NETWORK CLOSING SERVICES, INC	ORLANDO	FL	1,050.00	1,050.00
5376	NEUMARK IRRIGATION	ALBUQUERQUE	NM	28,716.64	28,716.64
1331	NEW MEXICO ASSOCIATION OF COUNTIES 911	CARLSBAD	NM	150.00	150.00
896	NEW MEXICO DEMOGRAPHIC RESEARCH LLC	ROSWELL	NM	18,712.52	18,712.52
5491	NEW MEXICO FIRE CHIEFS ASSOCIATION	SANTA FE	NM	100.00	100.00
5810	NEW MEXICO GAS CO. INC.	ALBUQUERQUE	NM	112,447.55	112,447.55
5483	NEW MEXICO MAGAZINE	SANTA FE	NM	64,951.65	64,951.65
6722	NEW MEXICO SECRETARY OF STATE	SANTA FE	NM	120.00	120.00
11750	NEW TRAVERTINE, INC.	BELEN	NM	8,364.00	8,364.00
71	NEXTREQUEST CO	SAN FRANCISCO	CA	17,654.03	17,654.03
2349	NFPA	AVON	MA	235.00	235.00
12419	NICHE ACADEMY LLC	LEHI	UT	47.00	47.00
5551	NICHOLS PRINTING, INC.	CARLSBAD	NM	28,043.00	28,043.00
5452	NM AIRPORT MANAGERS ASSOC	SANTA FE	NM	75.00	75.00
11650	NM ASSOC OF CHIEFS OF	SANTA FE	NM	250.00	250.00
5458	NM BOARD OF PHARMACY	ALBUQUERQUE	NM	150.00	150.00
8953	NM CHILD SUPPORT	ALBUQUERQUE	NM	41,900.54	41,900.54
5448	NM DEPT OF PUBLIC SAFETY	SANTA FE	NM	15.00	15.00
5470	NM EMS BUREAU	SANTA FE	NM	1,545.00	1,545.00
5462	NM ENERGY, MINERALS AND	SANTA FE	NM	1,500,000.00	1,500,000.00
5465	NM ENVIRONMENT DEPT.	CARLSBAD	NM	900.00	900.00
5471	NM FLOODPLAIN MANAGERS ASSOC	ROSWELL	NM	75.00	75.00
5467	NM JUNIOR COLLEGE	HOBBS	NM	17,617.75	17,617.75
12957	NM LAW ENFORCEMENT ACADEMY	SANTA FE	NM	130.00	130.00
5484	NM LIBRARY ASSOCIATION	ALBUQUERQUE	NM	430.00	430.00
5489	NM MUNICIPAL CLERKS AND	SANTA FE	NM	60.00	60.00
5493	NM MUNICIPAL COURT CLERKS	SANTA FE	NM	420.00	420.00
5494	NM MUNICIPAL JUDGES ASSN.	SANTA FE	NM	225.00	225.00
5499	NM MUNICIPAL LIBRARIANS ASSOCIATION	SANTA FE	NM	50.00	50.00
5536	NM ONE CALL SYSTEMS INC	ALBUQUERQUE	NM	9,388.00	9,388.00
5502	NM RECYCLING COALITION	SANTA FE	NM	480.00	480.00
8955	NM RETIREE HEALTH CARE	DALLAS	TX	931,230.43	931,230.43
5512	NM RURAL WATER ASSOC	ALBUQUERQUE	NM	1,366.00	1,366.00
5584	NM SELF INSURERS FUND	SANTA FE	NM	1,255,134.10	1,255,134.10
5497	NMML	SANTA FE	NM	77,320.00	77,320.00

City of Carlsbad  
YTD Vendor Summary  
July 2022 - May 2023

Vendor Number	Vendor Name	City	State	YTD Purchases	YTD Payments
5108	NMPTA	RIO RANCHO	NM	725.00	1,050.00
5511	NMRPA	LOS ALAMOS	NM	300.00	300.00
4998	NMSU-LAS CRUCES	LAS CRUCES	NM	60.00	60.00
5555	NMWWA	ESPANOLA	NM	3,421.00	3,421.00
5533	NMWWA - SE SECTION	ESPANOLA	NM	600.00	600.00
5546	NOAH'S ARK, INC.	CARLSBAD	NM	278,689.32	278,689.32
11266	NOALMARK BROADCASTING COR	HOBBS	NM	1,177.14	1,177.14
13213	NOREGON SYSTEMS INC	GREENSBORO	NC	540.00	540.00
5572	NORTHERN SAFETY CO.,INC.	UTICA	NY	1,749.86	1,749.86
10769	NORTHERN STATES	HAINES	AK	499.00	499.00
13398	NORTHERN TOOL & EQUIPMENT	BURNSVILLE	MN	19,996.59	19,996.59
1532	NOTHERN GIFTS INC	BLAINE	WA	481.75	481.75
13138	NUTRIEN AG SOLUTIONS	WALL LAKE	IA	15,440.55	15,440.55
5602	OCLC, INC	DENVER	CO	7,175.32	7,175.32
11090	ODESSA AMERICAN	MCALLEN	TX	9,594.00	9,594.00
5639	OFFICE DEPOT INC.	DALLAS	TX	23,870.63	23,870.63
11659	OHIO CHILD SUPPORT PYMT	COLUMBUS	OH	1,313.88	1,313.88
1363	OLGUINS INCORPORATED	EL PRADO	NM	254.61	254.61
1597	OMAR LOPEZ	CARLSBAD	NM	79.00	79.00
9998	ONE TIME			36,802.36	36,802.36
9999	ONE TIME			10,157,251.97	10,157,251.97
218	OPPORTUNITYSPACE INC	BOSTON	MA	12,000.00	12,000.00
5668	OREILLY AUTO/FIRST CALL	SPRINGFIELD	MO	3,739.48	3,739.48
5693	ORIENTAL TRADING CO	OMAHA	NE	3,067.57	3,067.57
249	ORIGINAL WATERMEN	VISTA	CA	1,938.58	1,938.58
3017	ORLANDO GARZA	CARLSBAD	NM	436,136.10	436,136.10
11886	OTC BRANDS, INC.	DES MOINES	IA	1,659.36	1,659.36
1486	OTHRAM INC	THE WOODLANDS	TX	5,625.00	5,625.00
16080	OTIS WATER USERS CO-OP	CARLSBAD	NM	1,150.19	1,150.19
5715	OTTO ENVIRONMENTAL	CHARLOTTE	NC	70,880.00	70,880.00
10025	OVERDRIVE INC	CLEVELAND	OH	14,549.21	14,549.21
349	OXI FRESH OF SE NM LLC	ROSWELL	NM	2,986.00	2,986.00
488	P & M SOLUTIONS LLC	NORCROSS	GA	4,267.54	4,267.54
12623	PACESETTER K9 LLC	LIBERTY HILL	TX	5,000.00	5,000.00
5761	PAPER DIRECT	MINNEAPOLIS	MN	469.92	469.92
1404	PAR WEST TURF SERVICES, INC	HUNTINGTON BEACH	CA	4,531.42	4,531.42
857	PARKER JOHNSON	CARLSBAD	NM	134.49	134.49

City of Carlsbad  
YTD Vendor Summary  
July 2022 - May 2023

Vendor Number	Vendor Name	City	State	YTD Purchases	YTD Payments
10714	PASTPERFECT SOFTWARE INC	EXTON	PA	432.00	432.00
935	PATHSOLUTIONS INC	SUNNYVALE	CA	5,776.50	5,776.50
1473	PATRCIA JACQUEZ	CARLSBAD	NM	500.00	500.00
5848	PATS PARTS & SVC, INC.	CARLSBAD	NM	6,744.72	6,744.72
1421	PATSY COLLINS JACKSON	LUBBOCK	TX	500.00	500.00
1411	PAUL B PULLEY	AMARILLO	TX	456.00	456.00
1414	PAULA LEE	CARLSBAD	NM	3,634.32	3,634.32
11734	PDS INC	EL PASO	TX	967.69	967.69
5729	PECOS VALLEY BROADCASTING CORP	ARTESIA	NM	16,817.32	16,817.32
5222	PECOS VALLEY CONSTRUCTION LLC	CARLSBAD	NM	6,451.25	6,451.25
5862	PECOS VALLEY EQUIPMENT CO	ARTESIA	NM	237.30	237.30
158	PELICANS LLC	FREDERICK	CO	5,735.80	5,735.80
5877	PENWORTHY	MILWAUKEE	WI	2,855.81	2,855.81
6924	PERFECT DESIGNS, LLC	CARLSBAD	NM	2,910.41	2,910.41
1271	PERRO GRANDE MANAGEMENT CORP.	SANTA FE	NM	3,189.80	3,189.80
1574	PERSONNELL EVALUATION INC	WEST ALLIS	WI	818.80	818.80
5889	PETERSON'S WATER TREATMENT LLC	ALBUQUERQUE	NM	8,788.54	8,788.54
5882	PETES EQUIPMENT REPAIR, INC	ALBUQUERQUE	NM	19,705.28	19,705.28
68	PETSENSE	CARLSBAD	NM	3,028.40	3,028.40
5888	PETTES PLUMBING	CARLSBAD	NM	172.23	172.23
9005	PETTY CASH	CARLSBAD	NM	1,581.88	1,581.88
1350	PHIL LONG FORD OF RATON LLC	RATON	NM	424,001.00	424,001.00
5924	PHIL'S LANDSCAPING	CARLSBAD	NM	12,097.80	12,097.80
5954	PHOENIX PUMPS, INC	EL PASO	TX	1,240.00	1,240.00
1193	PICKLEBALL HOLDINGS LLC	KENT	WA	445.42	445.42
11872	PICO PROPANE AND FUELS	CARLSBAD	NM	16,367.94	16,367.94
12574	PILOT THOMAS LOGISTICS	DALLAS	TX	4,066.55	4,066.55
6541	PILOT THOMAS LOGISTICS, LLC	DALLAS	TX	2,406.90	2,406.90
5944	PIONEER EQUIPMENT INC	PHOENIX	AZ	166.65	166.65
10935	PIPESTONE EQUIPMENT LLC	GOLDEN	CO	32,883.03	32,883.03
5951	PIRANHA PROPELLER	JACKSON	CA	253.75	253.75
5938	PITNEY BOWES GLOBAL FINANCIAL SERVICES LLC	PITTSBURGH	PA	20,385.95	20,385.95
5950	PLAINS WELDING SUPPLY, INC	CARLSBAD	NM	14,763.70	14,763.70
5960	PLATEAU WIRELESS INC.	CLOVIS	NM	7,340.69	7,340.69
477	PNA CONSTRUCTION	CARLSBAD	NM	9,471.81	9,471.81
1199	PODIUMS DIRECT CO	CASA GRANDE	AZ	600.69	600.69
7331	POLICEONE.COM	FRISCO	TX	6,000.00	6,000.00

City of Carlsbad  
YTD Vendor Summary  
July 2022 - May 2023

Vendor Number	Vendor Name	City	State	YTD Purchases	YTD Payments
1279	POLY- TECH AMERICA LLC	CHESHIRE	CT	3,754.92	3,754.92
6007	POLYDYNE INC	ATLANTA	GA	38,817.00	38,817.00
5996	POSITIVE PROMOTIONS	HAUPPAUGE	NY	1,132.75	1,132.75
5972	POSTAL PROS, INC	CALDWELL	ID	112,162.11	112,162.11
9632	POSTMASTER	CARLSBAD	NM	398.00	398.00
11997	POWERDMS,INC	ORLANDO	FL	22,340.40	22,340.40
1292	PREMIER POOL MANAGEMENT LLC	LEWIS CENTER	OH	60.00	60.00
281	PRIME SOLUTION INC	OTSEGO	MI	6,521.72	6,521.72
1302	PRINE SYSTEMS, INC	JACKSONVILLE	FL	559.98	559.98
62	PROFESSIONAL AMBULANCE SALES & SERVICE LLC	COMANCHE	TX	6,234.25	6,234.25
5981	PROFORCE LAW ENFORCEMENT	PRESCOTT	AZ	5,456.92	5,456.92
6114	PROQUEST INFORMATION	CHICAGO	IL	1,224.34	1,224.34
8964	PROVIDENT LIFE & ACCIDENT	ALTANTA	GA	3,500.58	3,500.58
6106	PUBLIC AGENCY TRNNG CNCL	PLAINFIELD	IN	595.00	595.00
11077	PUBLIC SAFETY PSYCHOLOGICAL SERVICES	DEMING	NM	2,617.76	2,617.76
12603	PUBLIC SAFETY PSYCHOLOGY	ALBUQUERQUE	NM	5,594.88	5,594.88
12174	PULLTARPS MFG	EL CAJON	CA	7,140.75	7,140.75
5032	PURE OPERATIONS, LLC	LAS CRUCES	NM	59,364.29	59,364.29
6097	PVT	ARTESIA	NM	34,754.77	34,754.77
6130	QA BALANCE SERVICES, INC.	AURORA	CO	1,474.81	1,474.81
1325	QSR INTERNATIONAL (AMERICAS), INC	BURLINGTON	MA	2,247.00	2,247.00
678	QUADIENT LEASING USA INC	MILFORD	CT	752.16	752.16
11899	QUALITY JANITORIAL LLC	HAGERMAN	NM	28,929.64	28,929.64
11318	QUALITY TOWING	CARLSBAD	NM	8,167.05	8,167.05
1495	QUARTZ LAMPS INC	FAIRFIELD	OH	255.00	255.00
1571	QUAY DOMINGUEZ	CARLSBAD	NM	597.87	597.87
6164	QUEST DIAGNOSTICS	ATLANTA	GA	11,115.19	11,115.19
6168	QUILL OFFICE PRODUCTS	FRAMINGHAM	MA	31,928.26	31,928.26
6198	R & R PRODUCTS, INC.	TUCSON	AZ	11,722.12	11,722.12
10097	R & R SURVEYING, LLC	CARLSBAD	NM	4,103.46	4,103.46
179	R&J BAILEY LLC	CARLSBAD	NM	800.94	800.94
1543	RANDALL THOMAS	CARLSBAD	NM	71.84	71.84
14489	RANDY GALINDO	CARLSBAD	NM	80.00	80.00
914	RANDY M AUTIO	ALBUQUERQUE	NM	1,029.13	1,029.13
1381	RAPCO INDUSTRIES, INC	VANCOUVER	WA	291.28	291.28
11291	RAPID MARINE FUELS LLC	DEER PARK	TX	740.00	740.00
1020	RATTLESNAKE CUSTOMS LLC	CARLSBAD	NM	729.18	729.18

City of Carlsbad  
YTD Vendor Summary  
July 2022 - May 2023

Vendor Number	Vendor Name	City	State	YTD Purchases	YTD Payments
1416	RAUL GUILLEN	EL PASO	TX	95.00	95.00
6319	RAY ALLEN MANUFACTURING LLC	COLORADO SPRINGS	CO	2,186.46	2,186.46
6228	RED BUD SUPPLY INC	BELMONT	MS	1,920.76	1,920.76
13308	RED CHIMNEY BAR B QUE LLC	CARLSBAD	NM	409.00	409.00
12797	RED ROCKET MEDIA LLC	LAS VEGAS	NV	63,317.08	63,317.08
12204	RELIANCE STANDARD	CAROL STREAM	IL	157,526.46	157,526.46
12651	RELIANT HIRING SOLUTIONS	MANASSAS	VA	499.00	499.00
1029	REPUBLIC NATIONAL DISTRIBUTING CO	ALBUQUERQUE	NM	5,435.94	5,435.94
525	RETAILER SOLUTIONS CO LLC	CARROLLTON	TX	459.48	459.48
636	REYES LARA EL AGAVE LLC	CARLSBAD	NM	1,057.00	1,057.00
1595	RGC ACCESS	ALBUQUERQUE	NM	150.00	150.00
1357	RHONE TOLBERT PRATHER	EDMOND	OK	1,935.38	1,935.38
2472	RICH FORD	ALBUQUERQUE	NM	18,395.66	18,444.98
9580	RICHARD AGUILAR	CARLSBAD	NM	773.00	773.00
11146	RICHARD CAGE	CARLSBAD	NM	428.00	428.00
820	RICHARD G FLEMING	CARLSBAD	NM	4,125.06	4,125.06
10597	RICHARD RAMIREZ	ROSWELL	NM	1,312.00	1,312.00
1397	RICHARD V MENDEZ	CARLSBAD	NM	500.00	500.00
646	RITZ FAMILY PUBLISHING, INC	MERIDIAN	ID	699.00	699.00
716	RJ BORDER INTERNATIONAL	EL PASO	TX	1,004.60	1,004.60
12573	ROADRUNNER TOOLS LLC	LAKE ARTHUR	NM	2,451.80	2,451.80
129	ROBERT A ESCOBEDO	CARLSBAD	NM	1,075.20	1,075.20
9168	ROBERT CASTILLO	CARLSBAD	NM	394.00	394.00
14594	ROBERT TRAUTNER	CARLSBAD	NM	1,377.70	1,519.30
1328	ROBERT ZACH DOWNEN	CARLSBAD	NM	11,752.66	11,752.66
6348	ROBERTS TRUCK CENTER OF	ALBUQUERQUE	NM	6,488.91	6,488.91
12600	ROCIO ESPINO MARTINEZ	CARLSBAD	NM	500.00	500.00
6447	ROCKY MOUNTAIN INFORMATION NETWORK INC	PHOENIX	AZ	250.00	250.00
6454	ROCKY MOUNTAIN SUPPLY	ALAMOGORDO	NM	1,767.63	1,767.63
5633	ROEDA INC	LYNWOOD	IL	5,958.07	5,958.07
1002	ROGER CLEVELAND GOLF CO. INC.	HUNTINGTON BEACH	CA	38,717.58	38,717.58
6178	ROGERS SPORTS GROUP INC	WAKE FOREST	NC	1,466.85	1,466.85
10705	ROGUE FITNESS	COLUMBUS	OH	2,319.42	2,319.42
10803	ROLAND ROY	CARLSBAD	NM	263.50	263.50
246	ROLFSON OIL LLC	GRAPEVINE	TX	65,496.18	69,016.08
15718	RORY CASTANEDA	CARLSBAD	NM	215.00	215.00
6478	ROSWELL DAILY RECORD INC	ROSWELL	NM	781.79	781.79

City of Carlsbad  
YTD Vendor Summary  
July 2022 - May 2023

Vendor Number	Vendor Name	City	State	YTD Purchases	YTD Payments
1297	ROTARY INTERNATIONAL- CARLSBAD ROTARY CLUB	CARLSBAD	NM	820.00	820.00
12554	RUDY VALLEJO	LUBBOCK	TX	2,275.00	2,275.00
6510	RUSH TRUCK CENTERS	DECATUR	AL	65,810.36	65,810.36
12784	RYADD LLC	EDMOND	OK	1,353.60	1,353.60
1496	RYAN BLUE	CARLSBAD	NM	260.00	260.00
1286	RYAN CAPPIS	LOVINGTON	NM	1,302.00	1,302.00
1382	RYAN ECHAVARRIA	CARLSBAD	NM	750.00	750.00
1516	RYAN KINNKIN	CARLSBAD	NM	517.69	517.69
13215	S & S WORLDWIDE INC	BOSTON	MA	321.51	321.51
1485	SABRINA ANN ESCOBAR	CARLSBAD	NM	500.00	500.00
1426	SAFE HAVEN BABY BOXES	WOODBURN	IN	12,750.00	12,750.00
6620	SAFETY KLEEN CORP.	DALLAS	TX	4,050.05	4,050.05
952	SAFEWARE INC.	LANHAM	MD	5,026.16	5,026.16
1548	SALVADOR MARTINEZ	CARLSBAD	NM	500.00	500.00
946	SAMBA HOLDINGS INC	PASADENA	CA	208.44	208.44
1522	SAMSARA INC	SAN FRANCISCO	CA	39,970.40	39,970.40
14297	SAMUEL A RIVERA	CARLSBAD	NM	1,579.40	1,579.40
9199	SAMUEL DORADO	CARLSBAD	NM	191.00	191.00
12976	SAMUEL M SOTO III	CARLSBAD	NM	636.23	636.23
6642	SAN BAR CONSTRUCTION CORP	ALBUQUERQUE	NM	38,534.60	38,534.60
212	SANDIA OFFICE SUPPLY INC	ALBUQUERQUE	NM	1,094.21	1,094.21
12965	SANDRA BARLEY	HOPE	NM	20.00	20.00
9796	SANDY GONZALEZ	CARLSBAD	NM	42.00	42.00
1507	SARAH A CARBAJAL- ANAYA	CARLSBAD	NM	500.00	500.00
1451	SARAH JIMENEZ	CARLSBAD	NM	500.00	500.00
6770	SBWFA	RUIDOSO	NM	600.00	600.00
549	SCADA ACCESS INC	SHREVEPORT	LA	72.00	72.00
1453	SCHAUMBURG TOWNSHIP DISTRICT LIBRARY	SCHAUMBURG	IL	13.99	13.99
1361	SCHOOL HEALTH	ROLLING MEADOWS	IL	319.90	319.90
11661	SCOTT AERATOR COMPANY LLC	HOLLAND	MI	3,234.60	3,234.60
9427	SCOTT MAXWELL	CARLSBAD	NM	6,559.00	6,559.00
1467	SCOTT SPIEWAK	FORT LEE	NJ	570.00	570.00
6699	SCOTTS LANDSCAPING INC	CARLSBAD	NM	5,869.72	5,869.72
1443	SEIFERT GRAPHICS, INC	ORISKANY	NY	571.50	571.50
11810	SEPI MARKETING	DEERFIELD BEACH	FL	1,498.00	1,498.00
11469	SERGIO MALDONADO	ARTESIA	NM	1,024.00	1,024.00
14048	SERGIO RAMOS	CARLSBAD	NM	797.00	815.00



City of Carlsbad  
YTD Vendor Summary  
July 2022 - May 2023

Vendor Number	Vendor Name	City	State	YTD Purchases	YTD Payments
13444	SERGIO RODRIGUEZ	EL PASO	TX	40.00	40.00
1198	SERINA NELSON	CARLSBAD	NM	387.50	387.50
6729	SETON IDENTIFICATION PRODUCTS	WILLIAMSVILLE	NY	850.97	850.97
12084	SHALOM TRAILERS, INC	CARLSBAD	NM	1,275.63	1,275.63
1460	SHANE STEGALL	CARLSBAD	NM	64.49	64.49
6739	SHARNET CORP.	HOBBS	NM	245.38	245.38
1177	SHARON D WRIGHT	CARLSBAD	NM	2,592.00	2,592.00
6742	SHARP ELECTRONICS CORP	MONTVALE	NJ	46,892.52	46,892.52
1370	SHAWN MCCARTY	CARLSBAD	NM	1,350.00	1,350.00
1407	SHAY GREGORY	CARLSBAD	NM	9,546.46	9,546.46
6760	SHERWIN-WILLIAMS	CARLSBAD	NM	22,881.13	22,881.13
6533	SHIFT CALENDARS, INC	COVINA	CA	486.16	486.16
6794	SHORTHORN LITTLE LEAGE	CARLSBAD	NM	25,520.00	25,520.00
1239	SHORT'S PAINT & BODY LLC	CARLSBAD	NM	2,436.70	2,436.70
234	SHORT'S WRECKER SERVICES LLC	CARLSBAD	NM	1,350.02	1,350.02
10927	SIAS PLUMBING	CARLSBAD	NM	1,666.57	1,666.57
5252	SIDDONS-MARTIN EMERGENCY GROUP	DALLAS	TX	992,027.33	992,027.33
1526	SIGN SOLUTIONS USA, LLC	FARGO	ND	4,066.65	4,066.65
1174	SIGNAGE SERVICES LLC	CANTON	MI	17,360.00	17,360.00
12881	SIGNALSCAPE INC	CARY	NC	10,773.41	10,773.41
825	SIGNATURE PROMOTIONAL GROUP	ORLANDO	FL	445.00	445.00
1376	SILVERIO FRANCO SAIZ	CARLSBAD	NM	500.00	500.00
6800	SIRCHIE	YOUNGSVILLE	NC	1,766.41	1,766.41
6696	SITES SOUTHWEST LTD., CO	ALBUQUERQUE	NM	14,203.90	14,203.90
10531	SLATE GROUP	LUBBOCK	TX	1,495.52	1,495.52
1201	SMARTFORCE TECHNOLOGIES INC	GREENWOOD VILLAGE	CO	16,980.00	16,980.00
13280	SMITH & PHELPS ENTERPRISES	CARLSBAD	NM	3,179.50	3,179.50
6873	SMITH ENGINEERING INC.	ROSWELL	NM	184,600.79	184,600.79
6884	SNMCAC CORPORATION	CARLSBAD	NM	15,000.00	15,000.00
639	SNO YO KING & CREAM INC	CARLSBAD	NM	834.21	834.21
11793	SOLARWINDS INC	AUSTIN	TX	452.11	452.11
1513	SOLINST CANADA LTD	GEORGETOWN	ON	2,390.01	2,390.01
1558	SONDER CRANE & INDUSTRIAL LLC	ALBUQUERQUE	NM	4,549.46	4,549.46
1569	SONETICS CORPORATION	LAKE OSWEGO	OR	341.83	341.83
7323	SONICLEAR TRIO SYSTEMS LLC	PASADENA	CA	5,670.00	5,670.00
951	SONJA DURAN	CARLSBAD	NM	12,634.97	12,634.97
6980	SOUTH COUNTRY GREENHOUSE	CARLSBAD	NM	19,388.00	19,388.00

City of Carlsbad  
YTD Vendor Summary  
July 2022 - May 2023

Vendor Number	Vendor Name	City	State	YTD Purchases	YTD Payments
1349	SOUTH PLAINS FORENSIC PATHOLOGY, P. A.	LUBBOCK	TX	1,800.00	1,800.00
6990	SOUTHEAST READY MIX, INC.	CARLSBAD	NM	12,418.51	12,418.51
7000	SOUTHEASTERN NM ECONOMIC	ROSWELL	NM	12,641.00	12,641.00
997	SOUTHERN GLAZER'S WINE & SPIRITS	ALBUQUERQUE	NM	11,324.75	11,324.75
1300	SOUTHERN OKLAHOMA LIBRARY SYSTEMS	ARDMORE	OK	30.00	30.00
1074	SOUTHERN TIRE MART	COLUMBIA	MS	706.56	706.56
366	SOUTHERN TIRE MART LLC	COLUMBIA	MS	79,326.12	79,326.12
7060	SOUTHWEST BODY & TOWING INC	ARTESIA	NM	2,522.31	2,522.31
60	SOUTHWEST ENVIRONMENTAL LLC	CARLSBAD	NM	177,664.47	177,664.47
8823	SOUTHWEST FIRST AID AND	EL PASO	TX	255.73	255.73
7088	SOUTHWEST LP GAS CO	CARLSBAD	NM	764.86	764.86
7093	SOUTHWEST PHARMACY	CARLSBAD	NM	30,677.28	30,677.28
11429	SOUTHWEST TRAINING CONSULTANTS LLC	ALGODONES	NM	25,666.25	25,666.25
7082	SOUTHWESTERN EQUIPMENT CO	JUSTIN	TX	60,248.90	60,248.90
7145	SPARKS OFFICE SUPPLY, INC	CARLSBAD	NM	97,596.14	97,596.14
1252	SPARTA 2002 DESIGNS & PROMOTIONS INC	LASALLE, QUEBEC		2,380.00	2,380.00
1223	SPECIALIST ID INC	DORAL	FL	172.00	172.00
7162	SPECIALTY COMMUNICATIONS	ALBUQUERQUE	NM	13,131.59	15,421.76
899	SPECIALTY PUBLICATIONS OF MICHIGAN LLC	WALLED LAKE	MI	6,500.00	6,500.00
7164	SPORT CENTER	CARLSBAD	NM	2,210.00	2,210.00
1494	SPORTS FACILITIES GROUP, INC.	RIVERSIDE	CA	302.84	302.84
7168	SPRINGTIME CLEANING SVCS	CARLSBAD	NM	10,670.11	10,670.11
734	STAPLES INC	FRAMINGHAM	MA	3,007.99	3,007.99
1278	STARR JANITORIAL, INC	ROSWELL	NM	292.52	292.52
1499	STARR MAINEZ	CARLSBAD	NM	500.00	500.00
13216	STATE BAR OF NEW MEXICO	ALBUQUERQUE	NM	440.00	440.00
13370	STATE DISBURSEMENT UNIT	CAROL STREAM	IL	5,402.60	5,402.60
1542	STATE OF NEW MEXICO	SANTA FE	NM	100.00	100.00
104	STATE OF NM	SANTA FE	NM	1,300.00	1,300.00
7216	STATE OF NM COMMISSIONER	SANTA FE	NM	34,826.96	34,826.96
10184	STELLAR INC	CARLSBAD	NM	50,694.81	50,694.81
12969	STEPHEN MUNROE	CARLSBAD	NM	507.00	507.00
7220	STERICYCLE, INC.	CAROL STREAM	IL	1,830.77	1,830.77
13145	STEVEN V MCCUTCHEON	CARLSBAD	NM	5,918.26	5,918.26
697	STEVENS WATER MONITORING SYSTEMS INC	PORTLAND	OR	1,188.00	1,188.00
7229	STONYS PAINT & BODY	CARLSBAD	NM	4,435.80	4,435.80
812	STRATEGIES 360 INC	SEATTLE	WA	53,085.36	53,085.36

City of Carlsbad  
YTD Vendor Summary  
July 2022 - May 2023

Vendor Number	Vendor Name	City	State	YTD Purchases	YTD Payments
5300	STRYKER SALES CORPORATION	CHICAGO	IL	6,881.80	6,881.80
1015	SUN COUNTRY AMATEUR GOLF ASSOC	RIO RANCHO	NM	2,160.00	2,160.00
10207	SUNSTONE PRESS	SANTA FE	NM	96.70	96.70
1481	SUPER VACUUM MANUFACTURING CO, INC	FORT COLLINS	CO	1,954.47	1,954.47
6971	SWANK MOTION PICTURES INC	CHICAGO	IL	1,890.00	1,890.00
1429	SWIPPER DESIGNS LLC	LAKE ARTHUR	NM	1,200.00	1,200.00
822	SWISSPHONE LLC	WINDSOR	CO	2,421.96	2,421.96
485	SYSAID TECHNOLOGIES INC	NEWTON	MA	5,456.00	5,456.00
241	SYSTEMS TECHNOLOGY GROUP INC	PHOENIX	AZ	695.00	695.00
11267	TADDY HEALTHCARE SVCS LLC	CARLSBAD	NM	12,466.07	12,466.07
11035	TAMMY CARRIGAN	CARLSBAD	NM	118.52	118.52
568	TAMY SHAW	CARLSBAD	NM	500.00	500.00
5281	TARGET SOLUTIONS LEARNING LLC	TAMPA	FL	13,518.90	13,518.90
7326	TARRANT COUNTY COLLEGE	FT. WORTH	TX	1,920.00	1,920.00
7135	TATE BRANCH	CARLSBAD	NM	39,168.43	39,168.43
1238	TATTOO GOLF	BURBANK	CA	10,662.20	10,662.20
7340	TAXATION & REVENUE DEPT.	SANTA FE	NM	6,905.48	6,905.48
8983	TAXATION & REVENUE DEPT.			8,320.50	8,320.50
813	TAYLOR MADE GOLF COMPANY	CARLSBAD	CA	106,096.06	106,096.06
1168	TAYLOR'S TINS LLC	BENTON	MO	-	855.00
10981	TDS	PALATINE	IL	28,020.14	28,020.14
12778	TECHNOLGIES CDWARE INC	CANADA		23,120.00	23,120.00
11806	TECHSMITH CORPORATION	EAST LANSING	MI	1,985.92	1,985.92
11114	TED CORDOVA	CARLSBAD	NM	711.92	711.92
11348	TEINERT METALS, INC.	LUBBOCK	TX	1,856.69	1,856.69
570	TELECURVE LLC	LAKEWOODM	NJ	745.00	745.00
13375	TELEFLEX LLC	ATLANTA	GA	8,320.00	8,320.00
1330	TEOFILO A LEYVA	CARLSBAD	NM	500.00	500.00
1291	TEOFILO LEON LEYVA	CARLSBAD	NM	5,000.00	5,000.00
12932	TERRY MATHIS	CARLSBAD	NM	10.00	10.00
7390	TERRYBERRY	GRAND RAPIDS	MI	603.71	603.71
7395	TESSCO, INC	ATLANTA	GA	1,320.51	1,320.51
1312	TEXAS WOMAN'S UNIVERSITY	DENTON	TX	60.00	60.00
7322	TGO TECHNOLOGIES INC	SANTA ROSA	CA	7,009.00	7,009.00
11465	THE ALL ABOUT NETWORK LLC	WINTER PARK	FL	1,191.00	1,191.00
1383	THE ASSOCIATION FOR RURAL & SMALL LIBRARIES	SEATTLE	WA	150.00	150.00
1547	THE FORD HOUSE, LLC	ROSWELL	NM	5,945.30	5,945.30

City of Carlsbad  
YTD Vendor Summary  
July 2022 - May 2023

Vendor Number	Vendor Name	City	State	YTD Purchases	YTD Payments
2625	THE GARDEN MART, INC.	CARLSBAD	NM	180,865.62	180,865.62
7466	THE GPS STORE, INC	OCEAN ISLE B	NC	736.94	736.94
803	THE GRANT PLANT INC	ALBUQUERQUE	NM	67,351.03	67,351.03
54	THE HEIL CO	ATLANTA	GA	2,324.12	2,324.12
1195	THE MAN PAN LLC	MCMURRAY	PA	1,530.22	1,530.22
1482	THE MANITOWOC COMPANY, INC.	MILWAUKEE	WI	1,529.65	1,529.65
515	THE NATIONAL GUITAR MUSEUM LLC	NEW YORK	NY	18,000.00	18,000.00
6651	THE NEW MEXICAN INC	SANTA FE	NM	8,229.85	8,229.85
1017	THE PARTY PLACE NM LLC	CARLSBAD	NM	184.00	184.00
5935	THE PIN CENTER	LAS VEGAS	NV	505.00	505.00
7431	THE SUPPLY CACHE	FORT COLLINS	CO	7,394.78	7,394.78
8089	THE WATER WORKS INC	CARLSBAD	NM	19,695.92	19,870.92
1579	THEODORE BARELA	LOVING	NM	42.00	42.00
7482	THERMAL SCIENTIFIC, INC	MANSFIELD	TX	7,196.21	7,196.21
1392	THIRD GEN LLC	EL PASO	TX	11,045.40	11,045.40
7345	THIRTEEN TWENTY LLC	ARTESIA	NM	45,674.07	45,674.07
7533	THOMSON-WEST	CAROL STREAM	IL	19,829.00	19,829.00
1581	THRYV INC	DFW AIRPORT	TX	1,133.57	1,133.57
11707	THUNDER RUN CONCRETE LLC	CARLSBAD	NM	10,230.90	10,230.90
596	TIFFANY SHIRLEY	CARLSBAD	NM	623.62	623.62
12955	TIM NYCE	CARLSBAD	NM	40.00	58.00
7549	TIMEMARK INC.	SALEM	OR	1,135.04	1,135.04
9835	TINA DORADO	CARLSBAD	NM	40.00	40.00
6914	TITAN MACHINERY INC	WEST FARGO	ND	913.54	913.54
7500	TK ELEVATOR CORPORATION	CAROL STREAM	IL	63,703.95	63,703.95
1032	TK, LLC	CARLSBAD	NM	6,791.27	6,791.27
1208	T-MOBILE USA INC	CINCINNATTI	OH	1,164.80	1,164.80
7442	TNT REFRIGERATION LLC	CARLSBAD	NM	1,077.00	1,077.00
12696	TOBY AUSTIN	CARLSBAD	NM	620.00	620.00
1282	TONY D CROWDER	HOBBS	NM	1,568.00	1,568.00
171	TONY SOUZA	ROSWELL	NM	40.00	40.00
1251	TORI HIGHTOWER	CARLSBAD	NM	2,049.34	2,049.34
7311	TORO NATIONAL SUPPORT	ABILENE	TX	2,409.00	2,409.00
1520	TRAKA USA, LLC	ORLANDO	FL	248.00	248.00
1340	TRANS/AIR MANUFACTURING CORPORATION	DALLASTOWN	PA	57.13	57.13
10230	TRANSUNION RISK &	DALLAS	TX	2,348.06	2,348.06
10129	TRAVEL HOST OF WEST TEXAS	LUBBOCK	TX	1,200.00	1,200.00

City of Carlsbad  
YTD Vendor Summary  
July 2022 - May 2023

Vendor Number	Vendor Name	City	State	YTD Purchases	YTD Payments
732	TRAVIS J BRUNS	CARLSBAD	NM	1,193.48	1,193.48
1326	TREND BUILDERS LLC	CARLSBAD	NM	35,083.12	35,083.12
1419	TRESHAWN ROWE	EL PASO	TX	88.89	88.89
1179	TREVOR FRAY	CARLSBAD	NM	500.00	500.00
1497	TRINIDAD MALONE	ARTESIA	NM	288.39	288.39
210	TRI-TECH FORENSICS INC	LELAND	NC	13,337.99	13,337.99
847	TROJAN TECHNOLOGIES GROUP ULC	LONDON, ONTARIO		31,587.40	31,587.40
1469	TRUELITE TRACE INC	SAN JOSE	CA	3,542.00	3,542.00
13404	TUMBLEWEED PRESS INC	TORONTO	ON	1,677.90	1,677.90
12506	TURNER BURKE HEADRICK	ARTESIA	NM	259.51	259.51
1264	TWO ROSES SALON 1 INC	HUNTSVILLE	TX	7,175.00	7,175.00
13177	TYLER BARKER	CARLSBAD	NM	55.00	204.00
12393	TYLER TECHNOLOGIES INC	DALLAS	TX	461,078.98	471,078.98
7607	ULINE INC.	PLEASANT PRAIRIE	WI	49,607.83	49,607.83
7610	ULTRA CLEAN CARPET &	CARLSBAD	NM	121,510.59	121,510.59
7667	UNITED SALT CORPORATION	LAFAYETTE	LA	2,592.93	2,592.93
1346	UNITED STATES LIABILITY INSURANCE COMPANY	WAYNE	PA	2,121.00	2,121.00
8939	UNITED STEEL WORKERS	PITTSBURGH	PA	106,270.44	106,270.44
8987	UNITED WAY	CARLSBAD	NM	8,250.10	8,250.10
771	UNIVERSAL AG LLC	LENORAH	TX	2,400.00	2,400.00
7705	UNIVERSAL BEARING & CHAIN	CARLSBAD	NM	1,307.29	1,307.29
1561	UNIVERSAL INVESTIGATION SERVICES LLC	ALBUQUERQUE	NM	967.69	967.69
7723	UNIVERSITY PRODUCTS, INC.	HOLYOKE	MA	4,122.13	4,122.13
7615	UNM-JUDICIAL EDUC. CENTER	ALBUQUERQUE	NM	19,053.00	19,053.00
10050	URBAN RESTORATION GROUP	GLENDALE	CA	890.50	890.50
1563	US LBM OPERATING CO. 3009, LLC	BUFFALO GROVE	IL	21,095.97	21,095.97
7624	USA BLUE BOOK	WAUKEGAN	IL	25,190.55	25,190.55
7671	USPS-NEOPOST POC	CAROL STREAM	IL	4,500.00	4,500.00
10118	VANGARD WIRELESS LLC	ALEXANDRIA	VA	717.73	717.73
186	VAST DATA CONCEPTS LLC	KUTZTOWN	PA	5,988.00	5,988.00
300	VENDNOVATION LLC	RICHMOND	WA	1,794.00	1,794.00
11901	VERIZON WIRELESS	DALLAS	TX	112,627.97	112,627.97
7937	VERMEER MOUNTAIN WEST, INC	CHANDLER	AZ	1,183.64	1,183.64
1528	VERONICA HARRIS	CARLSBAD	NM	45.00	45.00
9164	VICTOR CASTILLO	CARLSBAD	NM	241.64	241.64
1299	VICTORIA R LEYVA	CARLSBAD	NM	500.00	500.00
11972	VIVIAL MEDIA LLC	ST LOUIS	MO	3,396.94	3,396.94

City of Carlsbad  
YTD Vendor Summary  
July 2022 - May 2023

Vendor Number	Vendor Name	City	State	YTD Purchases	YTD Payments
239	VIVID INK & TONER	NORTHRIDGE	CA	2,154.87	2,154.87
103	VOGEL TRAFFIC SERVICES INC	ORANGE CITY	IA	10,425.76	10,425.76
11529	WAC UPFITTERS LLC	ALBUQUERQUE	NM	194,364.21	194,364.21
8027	WAGNER EQUIPMENT CORP.	DENVER	CO	910,726.32	911,488.25
12558	WAGNER RENTS INC	DENVER	CO	112.36	112.36
8030	WAIDE SAND & GRAVEL CO.	ROSWELL	NM	2,450.58	2,450.58
8063	WASTEQUIP MANUFACTURING CO LLC	CHARLOTTE	NC	351,254.43	351,254.43
8070	WATER DEPARTMENT	CARLSBAD	NM	688,475.35	688,475.35
8077	WATERMASTER IRRIGATION SUPPLY	LUBBOCK	TX	7,486.29	7,486.29
10521	WATSON CONSOLES	POULSBO	WA	1,730.03	1,730.03
8072	WATSON TRUCK & SUPPLY	HOBBS	NM	90,462.51	90,462.51
312	WELLS FARGO FINANCIAL LEASING INC	DES MOINES	IA	18,402.12	18,402.12
14352	WESLEY CARTER	CARLSBAD	NM	241.20	241.20
1305	WESTERN NEW MEXICO UNIVERSITY	SILVER CITY	NM	110.00	110.00
8364	WEX BANK	CAROL STREAM	IL	1,318,452.10	1,318,452.10
1313	WHIT ELE STOREY	CARLSBAD	NM	500.00	500.00
12060	WILLIAM ANDERSON	HAGERMAN	NM	644.00	644.00
1351	WILLIAM MEDINA	CARLSBAD	NM	55.00	55.00
10596	WILLIAM PARSONS	CARLSBAD	NM	20.00	20.00
7860	WINDSTREAM COMMUNICATIONS	LOUISVILLE	KY	102,256.38	102,256.38
17	WINSUPPLY N LAS CRUCES	LAS CRUCES	NM	1,162.94	1,162.94
361	WINSUPPLY NE ABQ NM CO	ALBUQUERQUE	NM	20,540.15	20,540.15
1400	WINTERGREEN CORPORATION	ALPHARETTA	GA	1,497.47	1,497.47
7457	WITMER PUBLIC SAFETY	COATESVILLE	PA	7,734.02	7,734.02
12513	WITTEK GOLF SUPPLY	ELK GRV VILL	IL	9,054.07	9,054.07
8166	WORLD TRADE PRESS	TRAVERSE CITY	MI	1,280.00	1,280.00
10241	WREN STUDIO	CARLSBAD	NM	21,504.00	21,504.00
6932	WSP USA ENVIRONMENTAL & INFRASTRUCTURE INC	KENNESAW	GA	5,304.53	5,304.53
8332	WT COX INFORMATION SVCS	SHALLOTTE	NC	3,075.11	3,075.11
10654	WYLER INDUSTRIAL WORKS	EL PASO	TX	121,454.42	121,454.42
1269	XAVIER MELENDEZ	ROSWELL	NM	80.00	80.00
8375	XCEL ENERGY SERVICES, INC	DENVER	CO	1,822,397.68	1,822,397.68
1598	YAHIR PEREZ	EL PASO	TX	79.00	79.00
12652	YAMAHA MOTOR FINANCE CORP	CHICAGO	IL	37,843.04	37,843.04
434	YSIDRO MOLINAR	CARLSBAD	NM	500.00	500.00
1580	YUCCA BLOSSOM	ARTESIA	NM	9,173.63	9,173.63
415	ZACH PIFER	LUBBOCK	TX	2,311.00	2,311.00

City of Carlsbad  
YTD Vendor Summary  
July 2022 - May 2023

Vendor Number	Vendor Name	City	State	YTD Purchases	YTD Payments
1012	ZACHARY CHACON	EL PASO	TX	56.00	56.00
327	ZADOC CAMPBELL	HOBBS	NM	-	54.00
807	ZIA DISTRIBUTION CO LLC	CARLSBAD	NM	8,398.76	8,332.79
1335	ZIP'S TRUCK EQUIPMENT INC.	NEW HAMPTON	IA	4,519.63	4,519.63
				65,087,549.66	64,497,446.70

**LINKED MINUTES OF A REGULAR MEETING OF THE CITY COUNCIL OF THE  
CITY OF CARLSBAD, NEW MEXICO, HELD IN THE JANELL WHITLOCK  
MUNICIPAL COMPLEX BUILDING ON JUNE 13, 2023 AT 6:00 P.M.**

Present:	Dale Janway	Mayor
	Lisa A. Anaya Flores	Councilor
	Edward T. Rodriguez	Councilor
	Jason O. Chavez	Councilor <i>via phone</i>
	Wesley A. Carter	Councilor
	Mark C. Walterscheid	Councilor
	Jeff Forrest	Councilor
	Karla Niemeier	Councilor
	Judith E. Waters	Councilor
Absent:		
Also Present:	John Lowe	City Administrator
	K.C. Cass	Deputy City Administrator
	Ted Cordova	Deputy City Administrator
	Denise Madrid-Boyea	City Attorney
	Nadine Mireles	City Clerk
	Angie Barrios-Testa	Director of Municipal Services
	Mike Abell	Director of Utilities
	Wayne Hatfield	IT Director
	Melissa Salcido	Finance Director
	Ken Ahrens	Fire Chief
	Jeff Patterson	Planning Director
	Shane Skinner	Police Chief
	Patrick Cass	Public Works Director
	Allan Henriksen	IT Technician
	Charlie Garcia	Police Officer
	Therese Rodriguez	Citizen
	Jim Waters	Citizen
	Cindy Sharif	Citizen
	Lane Martin	Attorney
	Jeannie Watson	Lakeview Christian
	Michelle Robertson	Milton's Brewery

Time Stamps and headings below correspond to recording of meeting and the recording is hereby made a part of the official record.

0:00:00      **Call Meeting to Order**



0:00:14 Invocation – Pledge of Allegiance

0:00:47 **1. APPROVAL OF AGENDA**

0:00:49 **MOTION**

The motion was made by Councilor Forrest and seconded by Councilor Walterscheid to approve the Agenda.

0:00:55 **VOTE**

The vote was as follows: Yes - Waters, Carter, Rodriguez, Forrest, Niemeier, Walterscheid, Anaya-Flores, Chavez; No - None; Absent - None; the motion carried.

0:01:14 **2. CITY OF CARLSBAD FINANCIALS – APRIL 2023**

**Mrs. Salcido** reviewed the revenues and expenditures as of April 2023 for the General Fund and selected Enterprise and Special Funds contained within the City Budget.

0:02:46 **3. ROUTINE AND REGULAR BUSINESS**

- A. Minutes of the Regular City Council Meeting held on May 23, 2023
- B. City Personnel Report
- C. Purchasing
  - 1) Consider Approval to Advertise Invitation to Bid for HVAC Replacement at the Riverwalk Recreation Center
  - 2) Consider Approval to Advertise Request for Proposals for Cemetery Grounds Maintenance and Grave Opening/Closing and extension to current contract through July 31, 2023
- D. Contracts and Agreements
  - 1) Consider Approval of Agreement between the City of Carlsbad and Carlsbad Community Anti-Drug/Gang Coalition for the Provision of Teen Court Services for FY 2023-2024
  - 2) Consider Approval of Memorandum of Understanding between the City of Carlsbad and the Eddy County DWI Program for the Reimbursement of Funds for DWI Tracking
- E. Monthly Reports
  - 1) Human Resources Department May 2023
  - 2) Transportation and Facilities Department May 2023
  - 3) Utilities Department April 2023
- F. Board Appointments
  - 1) Carlsbad Arbor Day Tree Foundation Advisory Board reappoint: Julia Williams four-year term
  - 2) Bob Forrest Youth Sports Complex Advisory Board reappoint: Lance Ridgeway three-year term, reappoint: Leo Estrada three-year term, reappoint: Will Song Cho three-year term, reappoint: Matt Lerach three-year term
  - 3) Carlsbad Cemetery Advisory Board reappoint: Suzanne Carlsen two-year

term, reappoint: Jason Shirley two-year term

4) Carlsbad Community Volunteer Network reappoint: Jim Grantner four-year term, reappoint: Julia Williams four-year term, reappoint: Liz Gordy four-year term

5) Carlsbad Disabilities Advisory Board appoint: Mike Pfiefer four-year term, appoint: Machel Tackett four-year term, appoint: Rawnie McKibben four-year term

6) Carlsbad Golf Course Advisory Board reappoint: Dean Bair four-year term

7) Lodgers' Tax Advisory Board reappoint: Milan Patel four-year term, reappoint: Dr. Dara four-year term

8) Planning and Zoning Commission Advisory Board reappoint: Linda Wilson two-year term, reappoint: Valerie Branson two-year term

9) Carlsbad Public Library Board of Trustees Advisory Board appoint: Jennifer Oney four-year term, reappoint: Mark Howard four-year term

10) Riverwalk Recreation Complex Advisory Board reappoint: Richard Carrasco four-year term, reappoint: Dyllan Dominguez four-year term

11) North Mesa Senior Center Advisory Board reappoint: Jay Redman four-year term, reappoint: Juanita JoJola four-year term, reappoint: Beth Fredericks four-year term

12) Veterans Memorial Advisory Board appoint: Tom Lairson four-year term, reappoint: Dagmar Youngberg four-year term, reappoint: Charlie Daniell four-year term, reappoint Paul Hill four-year term

13) Board of Solid Waste Commissioners reappoint: Jim Grantner six-year term

G. Set the Date: July 25, 2023

1) Ordinance rezoning part of "R-R" Rural Residential District to "C-2" Commercial 2 District for an approximately 18.5 acre property located at 3210 Boyd Drive

**Mayor Janway asked Mr. Lowe to briefly discuss Agenda item C1, Consider Approval to Advertise Invitation to Bid for HVAC Replacement at the Riverwalk Recreation Center. Mr. Lowe** said this is a request to solicit bids for a HVAC system replacement at the Riverwalk Rec Center. He said the City needs to upgrade to an HVAC system in order to replace the existing swamp coolers. He said this project will include the removal and replacement of the HVAC system, electrical upgrades, a new fire alarm and architectural work on the second floor.

0:03:39      **MOTION**

The motion was made by Councilor Walterscheid and seconded by Councilor Carter to approve Routine and Regular Business.

0:03:51      **VOTE**

The vote was as follows: Yes - Waters, Carter, Rodriguez, Forrest, Niemeier, Walterscheid, Anaya-Flores, Chavez; No - None; Absent - None; the motion carried.

0:04:12      **4. CONSIDER APPROVAL OF REQUEST FOR A RESTAURANT “A” BEER AND WINE LIQUOR LICENSE FOR TAQUERIA JALISCO LOCATED AT 4103 NATIONAL PARKS HIGHWAY**

**Mr. Lowe** said a public hearing was held on June 2, 2023 and there were no oppositions to this proposed license.

0:04:42      **Mayor Janway asked if there were any questions or comments for Mr. Lowe.**

**Councilor Rodriguez** said he would recommend for everyone to eat at this restaurant.

0:04:55      **MOTION**

The motion was made by Councilor Rodriguez and seconded by Councilor Anaya-Flores to approve of Request for a Restaurant “A” Beer and Wine Liquor License for Taqueria Jalisco located at 4103 National Parks Highway.

0:05:10      **VOTE**

The vote was as follows: Yes - Waters, Carter, Rodriguez, Forrest, Niemeier, Walterscheid, Anaya-Flores, Chavez; No - None; Absent - None; the motion carried.

0:05:33      **5. CONSIDER APPROVAL OF NOTICE OF OBJECTION TO RESOLUTION 2023-26 FOR THE CONDEMNATION OF PREMISES LOCATED AT 1021 N EDDY STREET**

**Mrs. Madrid-Boyea** said on May 31, 2023, the City received a Notice of Objection to Resolution 2023-26 from Joanna Knox, the recently appointed personal representative of the estate of Mary Carrico, Lakeview Christian Home, and Z&P, LLC. She said the notice is seeking rescission of Resolution 2023-26 that had been approved by City Council at the regular meeting on May 23, 2023. She said the requesters seek a hearing to their objections and consideration of evidence supporting rescission. She said Section 3-18-5C of the NM Statutes Annotated provides that within 10 days of receipt of the Resolution, the owner, occupant, or agent in charge of the structure shall commence removing the structure, ruin, rubbish, wreckage, or debris; or file a written objection with the Municipal Clerk asking for a hearing before the governing body of the municipality. **Mrs. Madrid-Boyea** said if a written objection is filed, the City Council is allowed to consider all evidence for and against the removal Resolution and determine if the Resolution should be enforced or rescinded.

0:07:10      **Mayor Janway asked if there were any questions or comments for Mrs. Madrid-Boyea.**

**Councilor Rodriguez** said at the time City Council members made the motion to adopt Resolution 2023-26, there was no clear line forward with ownership. He said seeing the parties involved, Lakeview Christian, Mr. Trone, and Mr. Downing, he does see a path forward with this. He said he knows and trusts these people and he believes they will

do the right thing. He said if Council votes to take the action as he recommends, and it is not done in a timely manner, he would suggest continuing with the condemnation.

0:08:04        **MOTION**

The motion was made by Councilor Rodriguez to rescind Resolution 2023-26.

*Motion dies due to lack of a second.*

**Councilor Walterscheid** asked Councilor Rodriguez what is the time limit he is proposing. **Councilor Rodriguez** said he would like a minimum of 60 days to close on the property and start the process to move forward. **Councilor Walterscheid** asked if it does not happen in 60 days, then the condemnation would take place. **Councilor Rodriguez** said the problem at the time of Resolution 2023-26 being proposed, there was no owner of the property. He said should the new owners choose to not act in a timely manner, then City Council members would enforce its authority to reinstate the condemnation and proceed accordingly.

**Mayor Janway** asked **Mrs. Madrid-Boyea** if the proposed 60 days is adequate for legal matters. **Mrs. Madrid-Boyea** said the statute does not require a time frame if it is rescinded. She said in her opinion, City Council members are free to structure a motion in any way they desire. She said if there is a timeline and the timeline is not met, we would have to start the process all over again.

**Councilor Walterscheid** asked if we are going to hear from the Council of Lakeview Christian. **Mayor Janway** said the podium will be opened to the audience.

**Councilor Forrest** asked what does Lakeview Christian have involved with this property. **Mrs. Madrid-Boyea** said they have a representative present. She said she knows there is a relationship between Mrs. Carrico and Lakeview Christian.

**Lane Martin**, attorney, said he has been working with Lakeview Christian over the last couple of days to address the situation. He said this home belonged to Ms. Carrico, who is now deceased. He said as he understands, there was never a probate opened for Ms. Carrico. He said Lakeview opened a probate on its own as a creditor of Ms. Carrico because she was indebted to Lakeview. **Mr. Martin** said the CEO of Lakeview, Jody Knox, is now serving as the personal representative of the Carrico estate. He said now that the estate is opened, the home can be sold and transferred to the buyer. He said he had a conversation with one of the buyers and they are ready to close next week.

**Councilor Niemeier** asked if the Resolution stated the house needed to be demolished. **Mrs. Madrid-Boyea** answered yes, the Resolution was for the demolition of the structure and the total cleanup of the property. **Councilor Niemeier** asked if this was because there was a fire on the property. **Mrs. Madrid-Boyea** answered no, there was no fire, it was an abandoned property and there were structural issues with the foundation according to the Building Inspector. **Councilor Niemeier** asked if there is a

process the new owners would have to take to make sure the house is a livable structure. **Mrs. Madrid-Boyea** said to her understanding, if the property were to be rehabbed, a contractor would have to pull a permit and satisfy the Building Department that an engineer finds it structurally sound enough to be able to rebuild it.

**Mr. Martin** said the buyer is a GB-98 contractor and he thinks this property will be well taken care of. He said if it is not able to be, he imagines it will be torn down.

0:16:35 **Mayor Janway asked Councilor Rodriguez to restate his motion.**

0:16:37 **MOTION**

The motion was made by Councilor Rodriguez and seconded by Councilor Forrest to rescind Resolution 2023-26 with a 60-day timeframe.

0:17:02 **VOTE**

The vote was as follows: Yes - Waters, Carter, Rodriguez, Forrest, Niemeier, Walterscheid, Anaya-Flores, Chavez; No - None; Absent - None; the motion carried.

0:17:38 **6. CONSIDER APPROVAL OF TEMPORARY USE APPLICATION TO ALLOW MOBILE SALES (VENDING) OF FOOD AND DRINKS (NON-ALCOHOLIC) ON CITY PROPERTY AT THE CARLSBAD BEACH PARK AND THE RAY ANAYA SAN JOSE PLAZA BY BRUNCH ME PLEASE OWNER: ANDREA ARMSTRONG**

**Jeff Patterson** said this is a request to have mobile sales, vending of food and drinks (non-alcoholic) on City property at the Beach Park and the Ray Anaya San Jose Plaza. He said the Planning Department recommends approval of this request with the following conditions; the applicant shall not disturb the peace with a loud speaker, megaphone, bell, music, or other disruptive noise. He said the applicant should provide hours and days of operation to the Planning Department. **Mr. Patterson** said this request will grant permission the applicant to vend food and drinks (non-alcoholic) on City owned property at the Carlsbad Beach Park and the Ray Anaya San Jose Plaza beginning Wednesday, June 14, 2023, to Sunday, December 31, 2023.

0:19:37 **Mayor Janway asked if anyone in the audience would like to address the Council. No one appeared.**

**Councilor Walterscheid** asked if the applicants are required to pick up their trash and if they have their own area for trash and grey water. **Mr. Patterson** said the applicants are required to dispose of solid waste in available receptacles. He said there is no provision in the Ordinance that require them to dump their waste in a certain area. He said as far as the grey water that is created, that is something that the Department of Health regulates. He said we do have some places where they can go and dump their grey water.

**Councilor Rodriguez** said he noticed that the vendors in the Beach Park area vend to the street side of their trailers and not the sidewalk side. He said is concerned of the safety hazard and would like for the vendors to vend from the sidewalk side. **Mayor Janway** said this is a good suggestion and it should be a requirement. **Mr. Patterson** asked Councilor Rodriguez if he would like for him to reach out to all approved vendors and recommend that. **Councilor Rodriguez** answered yes.

0:22:24        **MOTION**

The motion was made by Councilor Rodriguez with a caveat that they serve to the sidewalk side, and not the street, and seconded by Councilor Waters to approve of Temporary Use Application to allow mobile sales (vending) of food and drinks (non-alcoholic) on City property at the Carlsbad Beach Park and the Ray Anaya San Jose Plaza by Brunch Me Please Owner: Andrea Armstrong.

0:22:31        **VOTE**

The vote was as follows: Yes - Waters, Carter, Rodriguez, Forrest, Niemeier, Walterscheid, Anaya-Flores, Chavez; No - None; Absent - None; the motion carried.

0:22:48        **7. CONSIDER APPROVAL TO TEMPORARY USE APPLICATION TO ALLOW MOBILE SALES (VENDING) OF SNOW CONES AND RELATED FOOD AND DRINKS (NON-ALCOHOLIC) ON CITY PROPERTY AT THE CARLSBAD BEACH PARK OWNER: JOSEPH GRIEGO**

**Mr. Patterson** said this is a request to allow mobile sales, vending of snow cones, and related food and drinks (non-alcoholic) on City property at the Carlsbad Beach Park. He said the applicant owns a snow cone trailer, and he is asking to set up for business from Sunday through Saturday, 10:00 am - 8:00 pm. **Mr. Patterson** said the applicant did not request a specific spot at the Beach Park area.

**Councilor Niemeier** said food trucks are a great incubator for a new business. She said the Beach Park parking lot is crowded, and there are already two other snow cone vendors. She asked at what point do we stop filling the parking lot with vendors. **Mr. Patterson** said if it is the will of the Council to either limit or cut-off the approval of these requests, the Planning Department will follow that directive. **Mayor Janway** said at this time, there is no limit. **Mr. Patterson** said anyone that puts in a request, it will be brought before the Council for approval.

**Councilor Walterscheid** asked Mr. Patterson how many snow cone vendors can we put at the Beach park area. **Mr. Patterson** said for now, we have three. He said it is a good place for them to locate and they get a lot of business.

0:25:49        **MOTION**

The motion was made by Councilor Rodriguez with a caveat that they serve to the sidewalk side, and not the street, and seconded by Councilor Forrest to approve of Temporary Use Application to allow mobile sales (vending) of snow cones and related

food and drinks (non-alcoholic) on City property at the Carlsbad Beach Park Owner: Joseph Griego.

0:26:00        **VOTE**

The vote was as follows: Yes - Waters, Carter, Rodriguez, Forrest, Niemeier, Walterscheid, Anaya-Flores, Chavez; No - None; Absent - None; the motion carried.

0:26:15        **8. CONSIDER APPROVAL OF REQUEST FROM MILTON'S BREWERY TO HOST A TEMPORARY FOOD TRUCK AND FOOD SALES IN THE DOWNTOWN AREA ALONG MERMOD STREET WITH THE PUBLIC STREET ROW OWNER: LUCAS MIDDLETON**

**Mr. Patterson** said this is a request by Milton's Brewery to host a temporary food truck for food sales in the downtown area along Mermod Street. He said they would like to locate a space to the north of Mermod Street. He said their plan is to work with multiple local food trucks to have a food truck outside of Milton's Brewery on most business days. He said they requested to have a food truck on site Tuesday through Friday from 4:00 pm to 10:00 pm, Saturdays from 2:00 pm to 10:00 pm, and Sundays from 2:00 pm to 8:00 pm. He said Milton's Brewery will be responsible to ensure that all truck owners have all required licensing and permitting through the City and the State.

**Mr. Patterson** said the Planning Department recommends approval of this request with the following conditions; the applicant shall not disturb the peace with loud speaker, megaphone, bell, music, or other disruptive noise. He said approval of this request grants permission to the applicant to host food trucks within the public ROW along West Mermod Street, the food trucks will be set up within the public street ROW one truck at a time, the trucks will set Tuesday through Sunday during the times indicated and the applicant will need to provide a surety bond to the City.

0:27:51        **Mayor Janway asked if there were any questions or comments for Mr. Patterson.**

**Councilor Waters** asked if there is any alcohol involved. **Mr. Patterson** answered no, the food trucks will not be serving alcohol.

**Councilor Forrest** asked if it is one constant food truck or a rotation between multiple. **Mr. Patterson** said he thinks they will work with multiple food truck owners because it will be hard to keep one specific truck there all hours they are open.

**Mayor Janway asked if a time limit was mentioned.** **Mr. Patterson** said yes, Tuesday through Friday, 4:00 pm to 10:00 pm, Saturday, 2:00 pm to 10:00 pm, and Sunday, 2:00 pm to 8:00 pm. **Mayor Janway** asked how long is this request for. **Mr. Patterson** answered for the remainder of the calendar year.

0:28:54        **Mayor Janway asked if anyone in the audience would like to address the Council.**

**Michelle Robertson** came forward on behalf Milton's Brewery. She said she would prefer to have a food truck there every day they are open, but the food truck owners do not like to leave the spots they are set in, so it becomes difficult. She said she requested it to be blanket, just in case they have an event coming up and they can get someone in a short amount of time.

0:29:55        **MOTION**

The motion was made by Councilor Rodriguez with a caveat that they serve to the sidewalk side, and not the street, and seconded by Councilor Niemeier to approve of Request from Milton's Brewery to host a temporary food truck and food sales in the downtown area along Mermod Street with the public street ROW Owner: Lucas Middleton.

0:30:04        **VOTE**

The vote was as follows: Yes - Waters, Carter, Rodriguez, Forrest, Niemeier, Walterscheid, Anaya-Flores, Chavez; No - None; Absent - None; the motion carried.

0:30:20        **9. CONSIDER APPROVAL OF ORDINANCE 2023-10, AN ORDINANCE REZONING PART OF "R-2" RESIDENTIAL 2 DISTRICT TO "C-1" COMMERCIAL 1 DISTRICT FOR AN APPROXIMATELY 0.34 ACRE PROPERTY LOCATED AT 609 W FOX STREET OWNER: RHONDA HARPER**

0:30:43        **A. Public Hearing**

**Mr. Patterson** said this is a request to change the zoning of the subject property, 609 West Fox Street, from "R-2" Residential 2 District to "C-1" Commercial 1 District. He said the properties to the north are zoned "C-2" Commercial 2 District and the properties zoned to the south, west, and east are zoned "R-2" Residential 2 District, so therefore this zone change will create a spot-zone. He said although, he would note that there is Commercial Zoned property and activity in the area. He said the applicant brought their application before the Planning and Zoning Commission at the May 1, 2023 meeting. He said the Commission considered the item and recommended approval with a vote of five in favor of approval, none against, and none absent.

0:31:41        **Mayor Janway** asked if anyone would like to speak regarding the Ordinance. No one appeared and the Mayor declared the public hearing closed and reconvened the Council into regular session.

0:32:04        **B. Approval of Ordinance**

0:32:05        **MOTION**

The motion was made by Councilor Carter and seconded by Councilor Walterscheid to approve of Ordinance 2023-10, an Ordinance rezoning part of "R-2" Residential 2



District to "C-1" Commercial 1 District for an approximately 0.34 acre property located at 609 W Fox Street Owner: Rhonda Harper.

0:32:10       **VOTE**

The vote was as follows: Yes - Waters, Carter, Rodriguez, Forrest, Niemeier, Walterscheid, Anaya-Flores, Chavez; No - None; Absent - None; the motion carried.

0:32:27       **10. CONSIDER APPROVAL OF ORDINANCE 2023-11, AN ORDINANCE REZONING PART OF "R-R" RURAL RESIDENTIAL DISTRICT TO "C-2" COMMERCIAL 2 DISTRICT FOR AN APPROXIMATELY 4.1 ACRE PROPERTY LOCATED AT 2003 STANDPIPE ROAD OWNER: RAYMOND PACHECO**

0:32:50       **A. Public Hearing**

**Mr. Patterson** said this request is to change the zoning from "R-R" Rural Residential District to "C-2" Commercial 2 District for the subject property at 2003 Standpipe Road. He said the properties to the north are outside the City limit, the properties to the south, east, and west are all zoned "R-R" Rural Residential District. **Mr. Patterson** said this change in zoning will create a spot zone. He said the applicant brought their request before the Planning and Zoning Commission at the May 1, 2023 meeting. He said the Commission considered this item and voted to recommend denial with the vote of 5 in favor of denial, none against, and none absent.

0:33:46       **Mayor Janway asked if anyone would like to speak regarding the Ordinance. No one appeared and the Mayor declared the public hearing closed and reconvened the Council into regular session.**

0:34:10       **B. Approval of Ordinance**

0:34:11       **MOTION**

The motion was made by Councilor Carter to approve of Ordinance 2023-11, an Ordinance rezoning part of "R-R" Rural Residential District to "C-2" Commercial 2 District for an approximately 4.1 acre property located at 2003 Standpipe Road Owner: Raymond Pacheco.

**Councilor Forrest** asked if he is motioning to approve the Ordinance, or deny the Ordinance. **Councilor Carter** said deny.

0:34:38       **Mayor Janway asked Councilor Carter if he could remake his motion.**

0:34:41       **MOTION**

The motion was made by Councilor Carter and seconded by Councilor Forrest to deny Ordinance 2023-11, an Ordinance rezoning part of "R-R" Rural Residential District to

"C-2" Commercial 2 District for an approximately 4.1 acre property located at 2003 Standpipe Road Owner: Raymond Pacheco.

0:34:49       **VOTE**

The vote was as follows: Yes - Waters, Carter, Rodriguez, Forrest, Niemeier, Walterscheid, Anaya-Flores, Chavez; No - None; Absent - None; the motion carried.

0:35:10       **11. CONSIDER APPROVAL OF ORDINANCE 2023-12, AN ORDINANCE REZONING PART OF "C-2" COMMERCIAL 2 DISTRICT TO "R-1" RESIDENTIAL 1 DISTRICT FOR AN APPROXIMATELY 1.01 ACRE PROPERTY LOCATED AT 2021 W TEXAS STREET OWNER: WILLIAM MCHENRY**

0:35:38       **A. Public Hearing**

**Mr. Patterson** said this request is to change the zoning from "C-2" Commercial 2 District to "R-1" Residential 1 District for the subject property 2021 West Texas Street. He said this property has two types of zoning applied, "C-2" along West Texas Street and the rest of the property is zoned "R-1" Residential. He said the property owner would like to make all of the property "R-1" Residential. **Mr. Patterson** said the properties to the north and east are zoned "C-2" Commercial and the properties to the south and west are zoned "R-1" Residential 1 and "C-2" Commercial, so this would not create a spot zone. He said this request was taken before the Planning and Zoning Commission at the May 1, 2023 meeting. He said the Commission considered the item and voted to recommend approval of this request with a vote of 5 in favor of approval, none against, and none absent.

0:36:37       **Mayor Janway asked if anyone would like to speak regarding the Ordinance. No one appeared and the Mayor declared the public hearing closed and reconvened the Council into regular session.**

0:36:52       **B. Approval of Ordinance**

0:36:55       **MOTION**

The motion was made by Councilor Niemeier and seconded by Councilor Rodriguez to approve of Ordinance 2023-12, an Ordinance rezoning part of "C-2" Commercial 2 District to "R-1" Residential 1 District for an approximately 1.01 acre property located at 2021 W Texas Street Owner: William McHenry.

0:37:02       **VOTE**

The vote was as follows: Yes - Waters, Carter, Rodriguez, Forrest, Niemeier, Walterscheid, Anaya-Flores, Chavez; No - None; Absent - None; the motion carried.

0:37:21      **12.      CONSIDER APPROVAL OF RESOLUTION 2023-29, A RESOLUTION REQUIRING THE REMOVAL OF RUINS, RUBBISH, WRECKAGE AND DEBRIS FOR PROPERTY LOCATED AT 1107 AND 1109 N SPRING STREET OWNER: MONICA ERNYEY**

**Mrs. Madrid-Boyea** said this property commonly known as 1107 and 1109 North Spring Street is in a residential neighborhood near the intersection of Pierce and Mesa Streets. She said there appears to be an occupied structure on the property with a large amount of junk, debris, furniture, boxes and grass cuttings on the property. She said the Eddy County Assessor's office lists Monica Ernyey as owning or having an interest in the property. She said Code Enforcement has been to the property, a Notice of Violation was mailed by certified mail to the owner on March 24 and April 11, 2023.

**Mrs. Madrid-Boyea** said the property has been inspected by the City Code Enforcement and the Fire Chief and they found the property remains out of compliance with applicable codes and appears similar to a junkyard. She said the Fire Chief found that the property presents an extreme fire hazard for responding firefighters and emergency personnel and recommends the property be cleaned, and the weeds, trash, and debris be removed. **Mrs. Madrid-Boyea** said a Resolution has been prepared for consideration, which would require the property owner to remove all ruins, rubbish, wreckage, debris and weeds from the property within 30 days of service of the Resolution.

0:39:35      **MOTION**

The motion was made by Councilor Rodriguez and seconded by Councilor Forrest to approve of Resolution 2023-29, a Resolution requiring the removal of ruins, rubbish, wreckage and debris for property located at 1107 and 1109 N Spring Street Owner: Monica Ernyey.

0:39:42      **VOTE**

The vote was as follows: Yes - Waters, Carter, Rodriguez, Forrest, Niemeier, Walterscheid, Anaya-Flores, Chavez; No - None; Absent - None; the motion carried.

0:39:59      **13.      COUNCIL COMMITTEE REPORTS**

**Councilor Forrest** said he is on the MainStreet board and wanted to mention CavernFest. He said Kat Davis, Jason Shirley, and so many other people on the board worked hard for the event's success and he believes it turned out well.

0:40:22      **Mayor Janway** said he believes Karla Niemeier and Jason Shirley organized CavernFest a few years ago. **Councilor Niemeier** said this event was the best one yet.

0:40:49      **Mayor Janway** asked if anyone in the audience would like to address the Council. **No one appeared.**

0:41:02      **14. ADJOURN**

0:41:02      **MOTION**

The motion was made by Councilor Anaya-Flores and seconded by Councilor Walterscheid to adjourn.

0:41:09      **VOTE**

The vote was as follows: Yes - Waters, Carter, Rodriguez, Forrest, Niemeier, Walterscheid, Anaya-Flores; No - None; Absent - Chavez; the motion carried.

There being no further business, the meeting was adjourned at 6:41 p.m.

\_\_\_\_\_  
Dale Janway, Mayor

ATTEST:

\_\_\_\_\_  
Nadine Mireles, City Clerk

CITY OF CARLSBAD  
**PERSONNEL REPORT**

June 27, 2023

**APPOINTMENTS:**

<u>NAME</u>	<u>DATE</u>	<u>DEPARTMENT</u>	<u>CLASSIFICATION</u>
Isaiah Alanzo	06/28/23	Riverwalk	Seasonal Recreation Attendant
Jeremyah Dominguez	06/28/23	Riverwalk	Seasonal Recreation Attendant
Richard Goins	06/28/23	Water	Heavy Equipment Operator 1

**TERMINATIONS:**

<u>NAME</u>	<u>DATE</u>	<u>DEPARTMENT</u>	<u>CLASSIFICATION</u>	<u>REASON</u>
Charles Bernin	06/12/23	Police	Telecommunicator	Resigned
Paul Blankenship	06/15/23	Water	Heavy Equipment Operator 1	Medical Termination
Marshall Rosten	06/08/23	Solid Waste	ARC Driver	Resigned

**INTERNAL TRANSFERS AND PROMOTIONS:**

<u>NAME</u>	<u>DATE</u>	<u>DEPARTMENT</u>	<u>CLASSIFICATION</u>
None			

CITY OF CARLSBAD

RECOMMENDATION FOR EMPLOYMENT

Dale Janway, Mayor

John Lowe, City Administrator

TO: The Honorable Mayor Dale Janway & Members of the City Council

FROM: Angie Barrios-Testa, Director of Municipal Services

Angie Barrios-Testa

Digitally signed by Angella Barrios-Testa
DN: cn=Angella Barrios-Testa, o=City of Carlsbad, ou=HR, email=abarrios@cityofcarlsbadnm.com, c=US
Date: 2023.06.21 08:13:44 -0800

SUBJECT: Recommendation for Employment

DATE: June 20, 2023

The following applicant has met all pre-employment requirements and is hereby recommended for employment with the City of Carlsbad subject to a pre-hire medical examination:

General Information:

Name: Isaiah Alanzo Classification/Position: Recreation Attendant

Department: Riverwalk Recreation

- Regular, Seasonal, Temporary, Full-time, Part-time, On call, Hourly \$14.00 per hour, Salary per annum

Education Level:

- High School Diploma, GED or equivalent, Associates Degree, Bachelors Degree, Masters Degree, Other

Employment:

Present or last Employer: City of Carlsbad (Riverwalk Recreation Center)

From 5/2022 to 11-2022 Classification: Recreation Attendant

Duties: Working with the public, answering phones, setting up for community events, assist with daily job duties.

Related Experience: Mr. Alanzo was previously employed with the City of Carlsbad at the Riverwalk Recreation Center

Comments: The Riverwalk Recreation Center is pleased to have Mr. Alanzo returning this summer. He is familiar with the job and will be a great addition to the staff and community.

CITY OF CARLSBAD

RECOMMENDATION FOR EMPLOYMENT

Dale Janway, Mayor

John Lowe, City Administrator

TO: The Honorable Mayor Dale Janway & Members of the City Council

FROM: Angie Barrios-Testa, Director of Municipal Services

*Angie Barrios-Testa*

Digitally signed by Angie Barrios-Testa  
DN: cn=Angie Barrios-Testa, o=City of  
Carlsbad, ou=HR,  
email=abarrios@cityofcarlsbadnm.com,  
c=US  
Date: 2023.06.21 11:55:27 -0000

SUBJECT: Recommendation for Employment

DATE: June 21, 2023

The following applicant has met all pre-employment requirements and is hereby recommended for employment with the City of Carlsbad subject to a pre-hire medical examination:

General Information:

Name: Jeremyah Dominguez Classification/Position: Recreation Attendant

Department: Riverwalk Recreation

- Regular, Seasonal, Temporary, Full-time, Part-time, On call, Hourly \$14.00 per hour, Salary per annum

Education Level:

- High School Diploma, GED or equivalent, Associates Degree, Bachelors Degree, Masters Degree, Other

Employment:

Present or last Employer: McAlisters  
From November 2022 to December 2022 Classification: Cook  
Duties: Clean, prep, cook, and work with community

Related Experience:

Comments: Mr. Dominguez interviewed well and will be a great addition to the staff and community.

# CITY OF CARLSBAD

## RECOMMENDATION FOR EMPLOYMENT

Dale Janway, Mayor

John Lowe, City Administrator

**TO:** The Honorable Mayor Dale Janway & Members of the City Council

**FROM:** Ivan M. Abell, Director of Utilities



Official Seal of the City of Carlsbad, California  
Seal of the City of Carlsbad, California  
Seal of the City of Carlsbad, California  
Seal of the City of Carlsbad, California  
Seal of the City of Carlsbad, California

**SUBJECT:** Recommendation for Employment

**DATE:** June 14, 2023

The Following applicant has met all pre-employment requirements and is hereby recommended for employment with the City of Carlsbad subject to pre-hire medical examination:

### General Information:

Name: Richard Goins Jr. Classification/Position: Heavy Equipment Operator 1

Department: Water

- |   |   |   |
|---|---|---|
| <input checked="" type="checkbox"/> Regular | <input checked="" type="checkbox"/> Full-time | <input checked="" type="checkbox"/> Hourly \$ <u>26.58</u> per hour |
| <input type="checkbox"/> Seasonal           | <input type="checkbox"/> Part-time            | <input type="checkbox"/> Salary \$ _____ per hour                   |
| <input type="checkbox"/> Temporary          | <input type="checkbox"/> On call              |   |

### Education Level:

- |  |   |
|--|---|
| <input type="checkbox"/> High School Diploma | <input checked="" type="checkbox"/> GED or equivalent |
| <input type="checkbox"/> Associates Degree   | _____   |
| <input type="checkbox"/> Bachelors Degree    | _____   |
| <input type="checkbox"/> Masters Degree      | _____   |
| <input type="checkbox"/> Other               | _____   |

### Employment:

Present or last Employer: Holiday Inn Express

From 4-22 to 7-22 Classification: Property maintenance

Duties: Maintain and repair property.

Related Experience: Experience running backhoes, front end loaders, excavators and other equipment.

Comment: We believe Mr. Goins will be an asset to the Utilities Department.



CITY OF CARLSBAD

AGENDA BRIEFING MEMORANDUM  
PURCHASING RECOMMENDATION

Council Meeting Date: 6/27/2023

Department: <b>Double Eagle</b>	BY: <b>Matt Fletcher, CPO</b>	Date: <b>6/21/23</b>
------------------------------------	----------------------------------	-------------------------

*Asalido  
6/21/23*

SUBJECT: Infrastructure  
Description:  
Request to Bid Double Eagle Waterline Replacement Project

<b>SYNOPSIS:</b>	Qty <u>1</u>	Total Est. Cost	<u>\$ 2,257,162.00</u>	Total Actual Cost	_____
	Budgeted Yes	Est. City Share	<u>\$ 2,257,162.00</u>	Actual City Share	_____
	Account # <u>100804</u>		<u>\$ 2,257,162.00</u>		
	Account # _____		_____		
	Account # _____		_____		
	Account # _____		_____		
		<b>TOTAL</b>	<u>\$ 2,257,162.00</u>		

**BACKGROUND, JUSTIFICATION AND IMPACT:** (Safety and Welfare/Financial/Personnel/Infrastructure/etc.)

The City of Carlsbad requests authorization to conduct a sealed bid for the installation of approximately 13,200 linear feet of 24 inch C900 PVC waterline along Caprock Road with all related appurtenances, as part of the on-going work to improve the infrastructure of the Double Eagle water system.

<b>Requested action to be taken by Council:</b> Advertise Invitation for Bid	<b>Council Action Taken:</b> Select one	<b>Date:</b>
---	--	--------------

Reviewed by City Administrator: /s/John Lowe 06/22/2023

**POST BID/RFP RECOMMENDATION** **Council Meeting Date:**

<b>Requested action to be taken by Council:</b> Select one	<b>Council Action Taken:</b> Select one	<b>Date:</b>
---	--	--------------

**ADDITIONAL INFORMATION:**

Reviewed by City Administrator:

ATTACHMENT(S):  Specifications  Bid/RFP Summary  Other: \_\_\_\_\_

CITY OF CARLSBAD

AGENDA BRIEFING MEMORANDUM  
PURCHASING RECOMMENDATION

Council Meeting Date: 6/27/2023

Department: Golf	BY: Matt Fletcher, CPO	Date: 6/21/2023
---------------------	---------------------------	--------------------

*Revised  
6/21/23*

SUBJECT: Services  
Description:  
Award RFP for Professional Aquatic Management Services

SYNOPSIS:	Qty <u>1</u>	Total Est. Cost	<u>\$ 53,000.00</u>	Total Actual Cost	<u>\$ 58,652.16</u>
	Budgeted Yes	Est. City Share	<u>\$ 53,000.00</u>	Actual City Share	<u>\$ 58,652.16</u>
	Account # <u>10146-61900</u>		<u>\$ 53,000.00</u>		
	Account # _____		_____		
	Account # _____		_____		
	Account # _____		_____		
		TOTAL	<u>\$ 53,000.00</u>		

**BACKGROUND, JUSTIFICATION AND IMPACT:** (Safety and Welfare/Financial/Personnel/Infrastructure/etc.)  
The City solicited proposals for professional Aquatic Management Services on an approved scheduled basis as well as on a per job basis. These projects involve a primary need of assessing, designing and implementing a management plan and schedule to control scale and bryozoans both in the effluent ponds and associated irrigation system of the Carlsbad Municipal Golf Course. Secondary needs would arise from any unforeseen city-wide aquatic related issue which would be dealt with on a per job basis.

The City received one proposal from Aquatic Consultants for this service. Aquatic Consultants has been providing this service for the previous four years. The City recommends awarding the RFP to Aquatic Consultants and requests authorization for the City Administrator and Mayor to enter into contract negotiations on behalf of the City and upon successful negotiation of agreement, authorize the Mayor and/or City Administrator to execute the agreement for those services.

Requested action to be taken by Council: Select one	Council Action Taken: Select one	Date:
--	-------------------------------------	-------

Reviewed by City Administrator:

<b>POST BID/RFP RECOMMENDATION</b>	<b>Council Meeting Date:</b>
------------------------------------	------------------------------

Requested action to be taken by Council: Award RFP Number                      2023-06	Council Action Taken: Select one	Date:
---	-------------------------------------	-------

ADDITIONAL INFORMATION:

Reviewed by City Administrator: /s/John Lowe	06/22/2023
--	------------

ATTACHMENT(S):  Specifications  Bid/RFP Summary  Other: Cost Proposal

LAKE CARLSBAD GC  
LAKE AND IRRIGATION SYSTEM  
BRYOZOAN TREATMENTS &  
COMPRESSOR MAINTENANCE

---

PROFESSIONAL SERVICES PROPOSAL  
2023



**Aquatic Consultants**  
The Lake & Stream Experts

*Copyright ©2023 by Aquatic Consultants, Inc.*

# Lake Carlsbad GC–Bryozoan Treatments & Maintenance

Based on our current work cleaning the Bryozoan infestation from the main irrigation lake, as well as the existing bicarbonate scale issues, the following management is recommended by Aquatic Consultants Inc. (ACI) for 2023.

## ***Current Site Conditions***

ACI is very familiar with both irrigation lakes at LCGC. We completed lake assessments on both lakes and treated both lakes for Bryozoan infestations. Both lakes were lined with HDPE liner approximately 14 years ago.

## ***Lake Treatments***

Treatment chemicals used will be either peroxide based, copper based, or a combination of both. Chemicals used will be safe to irrigate with following the required contact time. Treatments will be applied at rates which will kill only mollusks and bryozoans. The lakes will need 24 hours of contact time following treatment before pumping can resume. The lakes will be treated three times throughout the fiscal year.

## ***Irrigation System Bryozoan Treatment***

ACI biologists will order and apply (through the existing injection system) the treatment necessary to kill the existing bryozoans in the irrigation system. ACI employees will inject and test for 120ppm Peroxyacetic Acid and 240ppm Peroxide at the majority of irrigation zones on the golf course. Contact time for this treatment is 24 hours at which time the irrigation system should be flushed by City of Carlsbad personnel.

## ***Aeration Maintenance***

ACI biologist will perform the recommended annual maintenance to the Aquamaster aeration systems on both ponds at LCGC. ACI is the area distributor for Aquamaster aeration systems and installed both aeration systems at LCGC. ACI employees are all trained in aeration compressor maintenance and will keep the systems running at optimum levels.

## ***Data Base Management***

ACI biologists will maintain a database that will store management information on the lakes for the City of Carlsbad. This is not only required by the New Mexico Department of Agriculture, but it also allows us to compare waters from week to week, month to month, and year to year. This database will assist with evaluation of management strategies, comparisons between years, and bridge the gap between biology and client satisfaction.

## ***Communication***

Providing monthly summaries of our activities keeps you informed and can keep concerns from becoming problems. These monthly summaries will be sent to you via e-mail. ACI, with the assistance of our data base, will provide designated City of Carlsbad personnel with monthly summaries for all activities and treatments.

# Lake Carlsbad GC–Bryozoan Treatments & Maintenance

## **Estimated Timelines:**

Irrigation System Bryozoan Treatment .....	1 Day
Lake, Treatment & Aeration Maintenance 2023(3 trips) .....	1-2 Day

## **Fees 2023**

Irrigation System Bryozoan Treatments (Apr 2023 & Oct 2023) .....	\$23,450
(Includes chemicals)	
Lake Treatments for Bryozoans and Mollusks .....	\$27,850
(Apr 2023, July 2023, & Oct 2023) (Includes chemicals for lake treatments)	
Aeration Maintenance (Apr 2023) .....	\$3,250
(Parts Included)	
Total including NMGRT (7.52%) .....	\$58,652.16

## **Additional Costs**

- Laboratory analyses of water

## **Equipment included:**

Biology truck, utility trailer, two four wheelers, application boat, custom float boat, water quality monitoring equipment, chemical application equipment, small tools for maintenance, truck/boat and four-wheeler fuel, personal safety equipment (waders, life vests, fish handling gloves), and personal chemical application gear.

All work performed will be done by uniformed biologists employed by Aquatic Consultants Inc. All vehicles and boats are marked with the Aquatic Consultants Inc. logo. All work will be coordinated with you to minimize interference with other activities.

# Lake Carlsbad GC–Bryozoan Treatments & Maintenance

## **Terms**

An invoice will be sent following conclusion of work and will include all services completed. Terms are net thirty (30). Either party may cancel this contract with 30 days written notice.

Please sign below and return this page to Aquatic Consultants, which will authorize ACI to schedule this work with our fisheries biologists.

\_\_\_\_\_  
*Authorized Signature*

\_\_\_\_\_  
*Date*

*Signed proposals may be returned via U.S. mail, or e-mail:*

**Mail To:**

*Aquatic Consultants  
Attn: Billy Collins  
4421 Irving Blvd. NW  
Albuquerque, NM  
87114*


**E-mail:**

*billycollins@aquaticconsultants.com*

CITY OF CARLSBAD

AGENDA BRIEFING MEMORANDUM

Council Meeting Date: June 27, 2023

<b>DEPARTMENT:</b> Executive	<b>BY:</b> John Lowe, City Administrator 	<b>DATE:</b> June 20, 2023
------------------------------	---	----------------------------

**SUBJECT:** Consider Approval of the proposed Professional Services Agreement with Eddy County for the Provision of General Services for Eddy County Residents.

**BACKGROUND, ANALYSIS AND IMPACT:** (Safety and Welfare/Financial/Personnel/Infrastructure/etc.)

Annually, the City of Carlsbad enters into an agreement with Eddy County to provide the following general services to all Eddy County residents. The agreement will begin on July 1, 2023 thru June 30, 2024.

The City will provide access to County Residents to the following services:

- Carlsbad Public Library
- San Jose Senior Recreation Center
- North Mesa Senior Recreation Center
- All City Parks
- Rifle Range
- Carlsbad Museum
- Bob Forrest Youth Sports Complex
- Riverwalk Recreation Center
- Municipal Golf Course
- Public Buildings and use of public meeting spaces

The City will provide the following services to County Residents:

- Fire and Ambulance Services
- City Convenience Station

In turn, Eddy County contributes financially to the City for the provision of these services. Eddy County proposes to contribute \$675,000 for these services for Fiscal Year 2023-2024.

**DEPARTMENT RECOMMENDATION:** Approval of proposed agreement for FY 2023-2024.

**BOARD/COMMISSION/COMMITTEE ACTION:**

- |  |  |  |  |
|--|--|--|--|
| <input type="checkbox"/> P & Z         | <input type="checkbox"/> Lodgers Tax Board | <input type="checkbox"/> Cemetery Board  | } <input type="checkbox"/> APPROVED    |
| <input type="checkbox"/> Museum Board  | <input type="checkbox"/> San Jose Board    | <input type="checkbox"/> Water Board     |  |
| <input type="checkbox"/> Library Board | <input type="checkbox"/> N. Mesa Board     | <input type="checkbox"/> _____ Committee | } <input type="checkbox"/> DISAPPROVED |

**Reviewed by:**

**City Administrator** /s/John Lowe

**Date:** 06/22/2023



*County of Eddy*  
State of New Mexico

June 8, 2023

**COMMISSIONERS**

Ernie Carlson, Chairman  
District 1

Fred E. Beard, Vice Chair  
District 3

Jonathan A. Henry, Member  
District 2

Sarah Cordova, Member  
District 5

Bo Bowen, Member  
District 4

**COUNTY MANAGER**

Roberta Gonzales

**ELECTED OFFICIALS**

Rhonda Hatch  
Assessor

Cara Cooke  
Clerk

Jay L. Francis  
Probate Judge

Mark Cage  
Sheriff

Laurie Pruitt  
Treasurer

Eddy County  
Administration Complex  
101 W. Greene Street  
Carlsbad, NM 88220  
575-887-9511(p)  
575-236-1061(f)

City of Carlsbad  
ATTN: John Lowe, City Administrator  
P.O. Box 1569  
Carlsbad, NM 88221-1569

Dear City Administrator Lowe,

Eddy County has changed up the process this year on our Professional Service Agreement (PSA) procedure. This year we had no solicitation for funding.

The Eddy County Board of Commissioners has approved the interim budget for 2023-2024 and approved \$675,000.00 to be allocated to the City of Carlsbad for the upcoming fiscal year. Enclosed are two (2) partially executed originals of Agreement A-23-51, which we are submitting for Mayor Janway's signature. We ask that you kindly obtain the necessary signatures on the Agreements and return **one fully executed original** to the Administration Office for recording purposes.

We look forward to another successful year building our relationship with you as you provide much needed services to the citizens of Eddy County.

If you have questions, please contact me at your convenience.

Thank you.

Sincerely,

A handwritten signature in blue ink, appearing to read "R. Gonzales".

Roberta Gonzales,  
Eddy County Manager





STATE OF NEW MEXICO  
COUNTY OF EDDY

AGREEMENT A-23-51  
SERVICE AGREEMENT

THIS AGREEMENT is made and entered into by and between the County of Eddy, hereinafter referred to as the "County", and City of Carlsbad, a local government entity, hereinafter referred to as the "Provider".

The parties do hereby agree to the following terms and conditions:

**1.0 Provider Responsibilities**

- 1.1 The Provider shall engage a bookkeeper or such other qualified person to manage and oversee the monies provided by the County.
- 1.2 The Provider shall deliver the services to the community as listed on Exhibit A, List or Description of Services.
- 1.3 **The Provider shall produce a written activity report each quarter showing the level of services delivered to the community, including the amount and cost of the services provided. The Provider shall submit such report to the Executive Administrative Assistant in the County Manager's Office, 101 W. Greene Street, Carlsbad, NM 88220.**
- 1.4 The Provider shall maintain its financial records for a period of at least 7 years and shall make such records available to the County's internal or external auditors upon request.
- 1.5 The Provider shall deliver the services shown on Exhibit A, List or Description of Services during the fiscal year of July 1<sup>st</sup> through June 30<sup>th</sup>.

**2.0 Compensation**

- 2.1 The County shall use General Fund monies in the amount of \$675,000.00 to pay the Provider for the community services listed in Exhibit A, List or Description of Services.
- 2.2 The County shall make payments in arrears to the Provider on a quarterly basis after receiving a written activity report for the prior quarter: at the beginning of the first quarter, the Provider shall report on the prior year. The Provider shall also include an invoice for one quarter (1/4) of the above stated amount with the report.
- 2.3 Fourth Quarter Payment and report are due to the County NO LATER THAN JUNE 1. Anything submitted for payment after June 1 will need to be brought before the Board of County Commission for re-approval and reallocation.



STATE OF NEW MEXICO  
COUNTY OF EDDY

AGREEMENT A-23-51  
SERVICE AGREEMENT

**2.4 The County shall have the right to refuse payment until the written activity report is provided.**

**3.0 Oversight**

The County shall have the right to audit the financial records of the Provider in order to assure that the County monies are being properly spent.

**4.0 Terms of the Agreement**

- 4.1 **Term:** this Agreement shall be annual based on the fiscal year of July 1<sup>st</sup> through June 30<sup>th</sup>.
- 4.2 **Renewal:** this Agreement will not renew automatically.
- 4.3 **Termination without Cause:** either party may terminate this Agreement without cause by giving the other party 90 days written notice.
- 4.4 **Termination for Cause:** Either party may terminate this Agreement for cause by giving the other party 30 days written notice.

**5.0 Discrimination**

- 5.1 The Provider agrees not to discriminate on the basis of race, religion, national origin, sex, color, physical or mental disability, sexual preference or marital status in delivery or access to the community services provided under this Agreement.
- 5.2 The Provider agrees not to discriminate on the basis of race, religion, national origin, sex, color, physical or mental disability, sexual preference or marital status in its employment practices.

**6.0 Amendment**

This Agreement may only be amended with the written approval of both parties.

**7.0 Governing Law**

This Agreement shall be interpreted in accordance with the laws of the State of New Mexico.

**8.0 Severability**

If any of the provisions of this Agreement are held to be invalid, the remainder of the Agreement shall not be affected unless any provision held invalid was such as to make the fulfillment of the majority purposes of this Agreement impossible or impracticable.



STATE OF NEW MEXICO  
COUNTY OF EDDY

AGREEMENT A-23-51  
SERVICE AGREEMENT

**9.0 Force Majeure**

Neither party shall be responsible for any delay in performance to the extent that such delay is caused by fires, strikes, embargoes, earthquakes, floods, wars, water, the elements, labor disputes, government requirements, civil or military authorities, acts of God, or by the public enemy. The party claiming such a delay shall give notice to the other party as soon as practicable after learning of the delay.

**10.0 Status as Contractor**

This Agreement does not create an employee/employer relationship between the parties. The Provider, its agents, and employees are independent contractors performing services for the County and are not employees of the County.

**11.0 Notices**

All written notices shall be given by certified mail to the following addresses or as amended by the parties by simple letter, as applicable:

11.1 Board of County Commissioners

Attn: County Manager  
101 West Greene Street  
Carlsbad, NM 88220

11.2 City of Carlsbad

Attn: City Administrator  
P.O. Box 1569  
Carlsbad, NM 88221-1569

**12.0 Attorney Fees**

If either party breaches this AGREEMENT, the prevailing party shall be entitled to recover costs, including attorney's fees, from the non-prevailing party, as determined by a court of competent jurisdiction.



STATE OF NEW MEXICO  
COUNTY OF EDDY

AGREEMENT A-23-51  
SERVICE AGREEMENT

IN WITNESS WHEREOF, the parties have executed this Agreement to be effective July 1, 2023 with signatures below.

EDDY COUNTY BOARD OF COMMISSIONERS  
EDDY COUNTY, NEW MEXICO

Ernie Carlson, Commission Chairman

Date: June 6, 2023

ATTEST:

Cara Cooke, County Clerk

City of Carlsbad



Dale Janway, Mayor of Carlsbad

Date: \_\_\_\_\_

ATTEST:

Nadine Mireles, City Clerk of Carlsbad



STATE OF NEW MEXICO  
COUNTY OF EDDY

AGREEMENT A-23-51  
SERVICE AGREEMENT

EXHIBIT A  
LIST OR DESCRIPTION OF SERVICES

The City of Carlsbad will provide access to County Residents to the following services:

- 1) Carlsbad Public Library
- 2) San Jose Senior Recreation Center
- 3) North Mesa Senior Recreation Center
- 4) All City Parks
- 5) Rifle Range
- 6) Carlsbad Museum
- 7) Bob Forrest Youth Sports Complex
- 8) Riverwalk Recreation Center
- 9) Municipal Golf Course

The City of Carlsbad will provide the following services to County Residents at no charge, unless the City of Carlsbad decides to impose fees for the following:

- 1) City Convenience Station
- 2) Fire Services
- 3) Non-Covered EMS Services


Enhancement of Community Services - \$10,000.00

- To be consistent with the activities that were initiated for the last half of Fiscal Year 2019-2020.

**CITY OF CARLSBAD**

**AGENDA BRIEFING MEMORANDUM**

Council Meeting Date: June 27, 2023

<b>DEPARTMENT:</b> Executive	<b>By:</b> John Lowe, City Administrator 	<b>DATE:</b> June 21, 2023
------------------------------	--	----------------------------

**SUBJECT:** Agreement Between City of Carlsbad and the Carlsbad Municipal Schools for Fiscal Year 2023-2024

**BACKGROUND, ANALYSIS AND IMPACT:** (Safety and Welfare/Financial/Personnel/Infrastructure/etc.)

Each year, the City of Carlsbad and Carlsbad Municipal Schools enter into an agreement for the provision of various services. The FY 2023-24 agreement includes contributions for school zone warning lights, natatorium operation, tutoring, a youth citizenship program and summer recreation program.

**SCHOOL NATATORIUM OPERATION.** The Schools agree that the High School Natatorium will be available to the general public. The City agrees to pay \$13,000.

**YOUTH CITIZENSHIP PROGRAM.** A program for students to develop good character with an emphasis on ethics and citizenship. The City agrees to pay \$7,000.

**SUMMER RECREATION PROGRAM.** A program to provide a summer recreation program for community youth. The City agrees to pay \$15,000.

**TUTORING.** The Schools agree to provide an after school academic tutoring program for students. The City agrees to pay \$30,000.

This agreement begins July 1, 2023 to June 30, 2024. The total amount paid to Carlsbad Municipal Schools will be \$65,000.

**DEPARTMENT RECOMMENDATION:** If it is the pleasure of the City Council, it is recommended the Agreement with Carlsbad Municipal Schools be approved.

**BOARD/COMMISSION/COMMITTEE ACTION:**

<input type="checkbox"/> P & Z	<input type="checkbox"/> Lodgers Tax Board	<input type="checkbox"/> Cemetery Board	} <input type="checkbox"/> APPROVED
<input type="checkbox"/> Museum Board	<input type="checkbox"/> San Jose Board	<input type="checkbox"/> Water Board	
<input type="checkbox"/> Library Board	<input type="checkbox"/> N. Mesa Board	<input type="checkbox"/> _____ Committee	} <input type="checkbox"/> DISAPPROVED

<b>Reviewed by:</b> <b>City Administrator:</b> /s/John Lowe	<b>Date:</b> 06/22/2023
--	-------------------------

ATTACHMENT(S): FY 2023-24 Agreement

**AGREEMENT BETWEEN  
CITY OF CARLSBAD AND THE CARLSBAD MUNICIPAL SCHOOLS  
FOR FISCAL YEAR 2023-2024**

THIS AGREEMENT is entered into at Carlsbad, New Mexico, this 20<sup>th</sup> day of June, 2023, by and between the **CITY OF CARLSBAD**, New Mexico, a municipal corporation, hereinafter referred to as "**City**", and the **CARLSBAD MUNICIPAL SCHOOLS**, an Independent school district under the laws of the State of New Mexico, hereinafter referred to as "**Schools**".

WHEREAS, the parties have mutual interests in the areas of school safety zones, community recreation programs, and youth education; and

WHEREAS, the parties entered into an agreement for the year beginning on 1 July 2000 regarding certain programs and facilities offered through the Schools; and

WHEREAS, the parties renewed that agreement each year since that time, modifying the agreement as the parties' needs have changed; and

WHEREAS, the parties desire to continue that agreement for an additional year beginning on July 1, 2023; and

WHEREAS, the parties desire to cooperate in the implementation and funding of such programs.

NOW THEREFORE, the parties, in consideration of the mutual covenants and agreements herein contained, agree as follows:

**A. School Zone Warning Lights.**

1. For the installation of school zone flashing lights in the city limits, after the effective date of this Agreement, the City and Schools shall each pay 50% of the capital and labor costs for such installation.
2. The Schools will pay the electric utility charges for each light installed after July 1, 1993.
3. The City will continue to pay the electric utility charges for lights

installed prior to July 1, 1993.

4. The City and Schools shall prioritize the need for such school zone flashing lights and shall determine the appropriate location.

B. **Natatorium Operation.**

The Schools shall operate and maintain a natatorium facility at Carlsbad High School and make such facility available to the general public at reasonable times.

C. **Summer Recreation Program**

The City and Schools agree to cooperate to provide a summer recreation program for community youth. The Schools shall provide all facilities, personnel, and equipment needed for such recreation program. The summer recreation program shall be available to all youths in the Carlsbad community.

D. **Youth Citizenship Program.**

The Schools shall provide programs for its students to encourage the development of citizens of good character with an emphasis on ethics and citizenship.

E. **Tutoring.**

The Schools shall provide an after school academic tutoring program for its students.

F. **Term.**

The term of this Agreement shall be from 1 July 2023 to 30 June 2024.

G. **Compensation.**

In consideration for the services provided by the Schools, the City shall pay the Schools the amounts stated in this Agreement and as reflected on Exhibit A, attached hereto and incorporated herein.

H. **Amendment.**

No changes or amendments shall be made to this Agreement during its term, except such changes or amendments as are agreed to in writing between the parties.





**EXHIBIT "A"**

**Fiscal Year 2023-2024  
Budgeted Amounts**

**Natatorium**

City to pay Schools \$13,000

**Summer Recreation Program**

City to pay Schools \$15,000

**Youth Citizenship Program**


City to pay Schools \$7,000

**Tutoring**

City to pay Schools \$30,000



# MONTHLY REPORT: May 2023



## Community Development

Ted Cordova

Director

Total Patrons Served: 14,729

# MONTHLY WORK REPORT

DEPARTMENT: GOLF COURSE	MONTH: MAY
NO. OF EMPLOYEES: 6 FULL TIME	NO. OF DAYS IN MONTH: 31
HOLIDAYS THIS MONTH: 1	NO. OF WORK DAYS THIS MONTH: 22

ROUNDS PLAYED: MAY 2023: 3,547 ROUNDS UP 1,194 OVER MAY 2022

## WEEKLY ROUTINE TASKS

## NON-ROUTINE TASKS

<p><b>1. MOWING</b></p> <ul style="list-style-type: none"> <li>• Fairways</li> <li>• Tees</li> <li>• Fringes</li> <li>• Greens(including rolling)</li> <li>• Rough</li> <li>• Weedeating</li> </ul> <p><b>2. IRRIGATION</b></p> <ul style="list-style-type: none"> <li>• Clean Sprinklers</li> <li>• Troubleshoot Valves</li> <li>• Fix Leaks</li> <li>• Water Dry Spots with Hoses</li> </ul> <p><b>3. SETUP</b></p> <ul style="list-style-type: none"> <li>• Cup Setting</li> <li>• Blow Debris Off Greens</li> <li>• Pick Up Tree Limbs</li> <li>• Pick Up Trash</li> </ul> <p><b>4. FACILITY MAINTENANCE</b></p> <ul style="list-style-type: none"> <li>• Clean Bathrooms</li> <li>• Clean Shop</li> </ul>	<p><b>1. Spray Fairways</b></p> <p><b>2. Spray Greens</b></p> <p><b>3. Overseed Tee Boxes</b></p> <p><b>4. Clean Riverwalk</b></p> <p><b>5. Trim Trees</b></p> <p><b>6. Spray Weeds</b></p>
--	---

**TOTAL GOLF COURSE HOURS= 1,056**

# Airport Monthly Report May 2023

## Airport Employees

Airport Manager, Airport Foreman, Two (2) Airport Operations Specialists- One (1) Vacant

## Daily: Monday – Sunday

- Daylight and Nighttime Airfield documented inspections followed by corrective actions. (Monday—Sunday)
- Trash removal in parking lot, entrance, and on airfield.
- Terminal Building cleaning and maintenance.
- Construction documented inspections.

## Weekly

- F.O.D. (Foreign Object Debris) removal on runways, taxiways, and the ramp.
- Airfield mowing and weed eating.
- Check generators for fuel and oil. Operate if not on weekly cycle.
- Continue to rake around lights and signs.
- Continue to trap gophers.
- Fuel all vehicles, cans and diesel reserve tank.
- Water plants in terminal building.
- Mow, edge and prune front entrance and airside lawn.
- Deep clean entire terminal on Tuesdays.
- Weekly check of the perimeter.
- Safety Huddles

## Monthly

- Cleaning and calibration of P.A.P.I. (Precision Approach Path Indicator) lights.
- Weed removal and cleaning of the inlets and outlets of the SWPP system.
- Equipment and vehicle service check and maintenance.
- Spraying herbicide on all pavement on airfield.

## Airport Precipitation

2023	Amount per month
January	2.0" Snow
February	Trace
March	0.0"
April	Trace
May	0.6"
June	
July	
August	
September	
October	
November	
December	

**Total: 2.00"**

**Boutique Air Traffic Report:**

TRAFFIC REPORT			To/From	Flights Scheduled	Flights Flown	Cancelled Weather	Cancelled other	Passengers
May 2023	5/1 to 5/31	Enplaned CNM	ABQ	54	54	2	0	297
		Deplaned CNM	ABQ	54	54	2	0	289
		Enplaned CNM	DFW	27	27	0	0	179
		Deplaned CNM	DFW	27	27	0	0	162
							<b>Total</b>	<b>927</b>

**Boutique Delays and Cancellations**

MAY, 2023	651-CNM	654-ABQ	554-CNM	553-DFW	653-CNM	652-ABQ	NOTES
1-May			7hr delay			1hr delay	
2-May					3hr delay	13hr delay	Weather
3-May	2hr delay	2hr delay	2hr delay	1hr delay	44min delay	14hr delay	Weather
4-May	2hr delay	2hr delay	2hr delay				
8-May				40min delay	30min delay		
10-May				1hr delay	1hr delay		
11-May				30min delay			
15-May				35min delay			
17-May					Canceled	Canceled	Weather
19-May					Canceled	Canceled	Weather
21-May				31min delay	2hr delay	2hr delay	
22-May	30min delay						
26-May				3hr delay	3hr delay	5hr delay	
27-May	3hr delay	3hr delay	2hr delay				
29-May	1hr delay	43min delay	31min delay				
30-May						11hr delay	
31-May				3hr delay	2hr delay	2hr delay	

**Boutique Air Enplanements**

Up

Down

Enplaned CNM to ALB

5	
---	--

Deplaned CNM to ALB

5	
---	--

Enplaned CNM to DFW

2	
---	--

Deplaned CNM to DFW

2	
---	--

# Carlsbad Water Park

## May 2023

CLOSED

### Facility Use Summary

<b>Patrons Served</b>	<b>2,255</b>
Paid Admission	1,846
Under 4	213
Over 61	45
Pre-Purchased Passes Used	151
<b>Number of Rentals</b>	<b>1</b>
<b>Concession Sales Gross Total</b>	<b>\$2,072.00</b>
<b>Paid Admission Total</b>	<b>\$9,230.00</b>

We kicked off the waterpark season with Falcon Fest on May 20th and we opened to the public on May 27th. Both were huge successes

#### Upcoming

Our daily routine will continue as we prepare for the green chili cookoff and ducky affair towards the end of the month. We also have our Fourth of July schedule planned out.

# MONTHLY WORK REPORT

DEPARTMENT: Sports Complex	<b>BFYSC</b>	MONTH: May 2023	
NO. OF EMPLOYEES: 5		NO. OF DAYS IN THE MONTH: 31	
HOLIDAYS THIS MONTH: 1	Attendance Approx. 8,000	NO. OF WORKDAYS THIS MONTH; 22	

### **Week of May 1st through May 5th**

All employees performed litter throughout the sports complex. One employee performed litter control at the Lea St. landscaping area. One employee continued to spray fields and fence lines for weed control. One employee refilled gas tanks. One employee prepared baseball and softball for games(drag and water). Two employees mowed baseball, softball, and soccer fields and common areas. Two employees trimmed throughout the complex. One employee fixed water leaks/sprinklers throughout complex. One employee drained the tank of splash pad -replaced float and cleaned and regulated chemicals for the splash pad. Two employees painted foul lines at softball and baseball.

### **Week of May 8th through May 12th**


AU employees performed litter control throughout the sports complex. One employee performed litter control on Lea St. landscaping area. One employee continued to spray fields and fence lines for weed control. One employee prepared baseball and softball fields for games(water and drag). Two employees mowed baseball, softball, and soccer fields and common areas. Two employees trimmed throughout the complex. One employee refilled gas tanks. One employee fixed water leaks/sprinklers throughout complex. One employee added chemicals to the splash pad.

### **Week of May 15th through May 19th**

All employees performed litter control throughout the sports complex. One employee performed litter control at the Lea Street Landscaping area. One employee refilled gas tanks. One employee sprayed for weed control throughout the complex. Two employees mowed baseball, softball, and soccer fields and common areas. Two employees trimmed throughout the complex. Two employees painted foul lines at softball and baseball. One employee prepared baseball and softball fields for games(water and drag). One employee fixed leaks/sprinklers throughout complex. One employee added chemicals to the splash pad.

### **Week of May 22nd through May 31st**

All employees performed litter control throughout the sports complex. One employee performed litter control at the Lea St. Landscaping area. One employee sprayed for weed control throughout complex. One employee refilled gas tanks. Two employees mowed baseball, softball, and soccer fields and common areas. Two employees dimmed throughout the complex. One employee fixed leaks/sprinklers throughout the complex. One employee mowed the dirt areas(brush hogging). One employee prepared baseball fields for games(water and drag).



\_\_\_\_\_  
Steven Garza, Sports Superintendent




**CARLSBAD MUNICIPAL COURT  
CITY OF CARLSBAD  
May 2023**


Number of Cases	558
Warrants Outstanding	4251
Amount of Fines	\$64,795.00
Cases on Appeal	5

**FINES**

Summary for the Month of	May 2023
Total Fines	\$ 48,780.00
Total Prevention Fees	\$ 525.00
Total Lab Fees	\$ 658.00
Total Correction Fees	\$ 10,238.00
Total Automation Fees	\$ 3,050.00
Judicial Fees	\$ 1,544.00
Notary Fees	\$ 0.00
Victim Restitution	\$ 0.00
<b>TOTAL</b>	<b>\$ 64,826.00</b>
Overage error (Change due to customer)	\$ 31.00
<b>TOTAL</b>	<b>\$64,795.00</b>

cc: Chief  
City Administrator  
Finance Department

  
Municipal Judge



**MUNICIPAL SERVICES**  
Monthly Report: May 2023

**Angelica Barrios Testa — Director**

**Total Patrons served: 23,553**

*ABT*  
4/21/2023

May 2023			
Library Usage		Circulation	
Number of Uses		Number of Items	
Visitors	10,170	Books	2,983
Computer sessions	864	Large print books	164
AWE computer use	302	Graphic novels	232
Wireless sessions	682	E-books	537
Catalog searches	2,741	Audio books	82
Pages printed	9,565	E-audio books	728
ILL Loan items received	65	Music	0
ILL Loan items sent	64	E-music	11
Youth Information requests	70	Videos	631
Adult Information requests	1,061	E-videos	62
<b>Total Info requests</b>	<b>1,131</b>	Magazines	8
<b>Total Computer Use</b>	<b>1,166</b>	E-magazines	59
<b>Databases- Number of Uses</b>		Paperbacks	64
A to Z Databases (travel)	23	Reference	1
AtoZdatabases	6	Databases	11,720
Brainfuse	0	Unique items	397
Britannica online	16		
Chilton's auto repair	3	<b>Total items</b>	<b>17,679</b>
EBSCO databases	9,913	<b>Total digital</b>	<b>13,117</b>
Gale Databases	149	<b>Total physical</b>	<b>4,562</b>
HeritageQuest	0	<b>Total adult</b>	<b>1,718</b>
Hoopla	428	<b>Total teen</b>	<b>175</b>
Learning express library	29	<b>Total children</b>	<b>2,270</b>
Niche Academy	786	<b>Collection</b>	
Universal class	71	<b>Number of Items</b>	
Mango Languages	296	Items added	258
		Items withdrawn	48
		Items missing	71
		Total items	58,187
		Materials requests fulfilled	29
<b>Total</b>	<b>11,720</b>	Reserves placed	184
<b>Patrons</b>		<b>Other Services</b>	
<b>Number of persons</b>		<b>Number of services</b>	
New patrons (regular & digital)	123	Archival requests	3
Total digital patrons	487	Tests proctored	0
Total all patrons	11,410	Technology help	157
NMLTG users	173	Social network posts	69
Self-Check users	358	Gabbie requests	28
Mobile printing users	1,324	Newspaper & radio features	5
Unresolved member problems	72	ILL postage cost	\$291.59
Incidents	1		
Fines outstanding	\$0.00		

Damage/Lost fees outstanding \$1,745.95

**Library News**

We have been working on Summer Reading which will begin June 2nd. Staff promoted it on social media, in person, and on the radio. We finished up our fiscal year by purchasing supplies needed for the summer months. We also worked on closing out grants.

**Library Board of Trustees**

Board Meetings	Number sessions/events	People in Attendance	Type (in person/virtual/offsite)
	1		8 in person
<b>Total</b>	<b>1</b>	<b>8</b>	

The board approved a new Strategic Plan and updates to policy.

**Programs**

Programs	Number sessions/events	People in Attendance	Type (in person/virtual/offsite)
STEM Club	1		9 in person
Brew & Books (21 and up)	1		10 offsite
ASL	2		6 in person
D&D	2		5 in person
Seeds and Sprouts Swap	1		0 in person
Paranormal Reads	1		0 in person/virtual
Stitchers Anonymous	2		5 in person
<b>Total</b>	<b>12</b>	<b>35</b>	

We did not hold children's programs this month to prepare for summer reading.

**Events**

Programs	Number sessions/events	People in Attendance	Type (in person/virtual/offsite)
<b>Total</b>	<b>0</b>	<b>0</b>	

No special events were held this month.

**Outreach**

Programs	Number sessions/events	People in Attendance	Type (in person/virtual/offsite)
Public School Outreach	9		950 in person/off site
Curbside	2		2 in person
Dial a Story	7		7 offsite
<b>Total</b>	<b>18</b>	<b>959</b>	

Breanna visited many schools including Monterrey Elementary, Sunset Elementary, ECEC, Carlsbad Prep Academy, and JMA to discuss the Summer Reading Program. We also hosted JMA kindergardeners for a library tour, storytime, and craft time.

**Incidents, Complaints and Resolutions**

Total Number	EMS	CTW	POLICE
	1		1
<b>Total</b>	<b>0</b>	<b>0</b>	<b>1</b>

We had five teen girls that did not want to follow the rules. After being asked three time to follow the rules they were asked to leave the library. They would not leave so staff called the police to escort them. They ended up coming back two more times that week, after Sarah talked to them about the rules. They were asked to leave for a week and welcomed back after that. They have not be a problem since.

**Other Services**

Number sessions/events	People in Attendance	Type (in person/virtual/offsite)
------------------------	----------------------	----------------------------------

Volunteers	12	14 in person
<b>Total</b>	<b>12</b>	<b>14</b>



# Monthly Report May 2023

## Total Patrons Served:

- In-Person: 353
- Social Media / Online Engagements: 449

## Programming, Events, and Outreach:

- May 1 – The Southeastern New Mexico Historical Society met at the museum.
- May 16 – The Bosque School group visited and attended art programming at museum.
- May 17 – The Museum Board met at 1:30 for its monthly meeting.
- May 23 – The Youth Development Inc. held a meeting at the museum.
- May 29 – Carlsbad Museum was closed for observation of Memorial Day.

## Exhibits:

- May 6 – The CAAA exhibit came down.
- May 30 – The NPS Carlsbad Cavern exhibit, *One Drip at a Time*, opened. Museum and NPS staff worked on getting this exhibit ready until the day it opened.
- Work continued on designing and installing a display honoring Bataan Death March survivor, Roy Castleberry, in conjunction with his son, Glen Castleberry.

## Collections:

- May – Dwight and Sabette Pitcaithley donated a Will Shuster copper etching to the museum. This piece is currently on display in the *One Drip at a Time* exhibit.

## Facility / Staff / Board

- May 4 – Edward and Jameson met with Dwight Pitcaithley.
- Edward VanScotter was named Director of Carlsbad Museum
- Cassie Parks was promoted to Assistant Director. Her first day in her new position was June 4, 2023.
- The city construction crew continued work on the Hall of Fame extension.
- Summer Art Academy registration opened.
- The classroom space was decluttered, cleaned, and its materials and supplies organized.
- Staff submitted nineteen (19) purchase requisitions.
- Four Museum Board members attended the NPS Carlsbad Caverns exhibit opening reception.
- Two Museum Board members helped watch front desk for during NPS Carlsbad Caverns exhibit installation.

## RIVERWALK RECREATION COMPLEX

### Monthly Report May 2023

<b>Open Recreation</b>		<b>Patrons</b>
Hockey Rink		7
Skate Park		516
Racquetball		265
Pickleball		6
Basketball		2356
Gym		266
Pool Table & Arcade		558
<b>Organized Activities &amp; Events</b>	<b>No. of Events</b>	<b>Patrons</b>
Dance It Off Club	4	48
English Class	13	130
NA Meetings	5	25
Yoga Class	6	30
Basketball Practice	14	168
Cinco De Mayo Fiesta	1	50
Passport To Adventure	1	250
Tea Party	1	75
Loving School Field Trips	3	180
Carlsbad School Field Trips	5	350
Little Cavemen Cheer	3	300
ESL Class	2	16
<b>Walk In Attendance</b>		<b>5596</b>
Patrons Signed In and Hockey & Skate Park use		
<b>Rentals:</b>	<b>No. of Events</b>	<b>Patrons</b>
Birthday Parties	5	250
Baby Shower	2	100
Graduation Party	3	210
Reunion	1	50
		<b>610</b>
<b>Total for the Month</b>		
Includes Walk-In & Rental Attendance		
		<b>6206</b>
<b>Daily Average for the Month</b>	30	<b>206</b>

#### **Incidents Reported: 0**

Hours are 8 a.m.-8 p.m. Monday through Friday, 10 a.m.-8 p.m. Saturday and 10 a.m.-6 p.m. Sunday.

Staff continues to supervise the use of the Skate Park to enforce the rules and ensure patron safety. Staff also oversee daily recreation activities, checking out equipment, assisting patrons, and maintaining the facility.

On May 3, 2023, four staff went to the Civic Center to help with the Mayor's Prayer Breakfast set up. May 4, 2023, three staff helped at the Mayor's Prayer Breakfast. On May 5, 2023, we held a small Cinco de Mayo Fiesta and it had a good turnout. On May 6, 2023, Passport to Adventure took place and was a huge success. We had Loving and

Carlsbad Schools come spend time here for their field trips. On May 10, 2023, we held a Tea Party and it was a success. On May 15, 2023, three staff went to the Golf Course to do a set up for the Mayor. May 16, 2023, three staff assisted at the event that took place at the Golf Course.











**Monthly Report**  
**May 2023**  
**NORTH MESA SENIOR RECREATION CENTER**

**Number of Patrons Served:**

**New Members: 21**

**Number of Incidents/Complaints: 0**

**Date of Next Board Meeting: June 14, 2023 2:30 p.m.**

May 5	The first Cinco de Mayo Luncheon was a great success with 106 members participating.
May 5	We also had a Cinco de Mayo dance as well that was also a success. There were 28 members in attendance.
May 17	The pool table felt was replaced and members are happy with the look and playability.
May 18	Juanita Jojola taught 2 members how to make a Patriotic Wreath.
May 26	Delicious food was shared at the monthly potluck. Seventeen members joined in.

**NORTH MESA SENIOR RECREATION CENTER**

**May 2023**

<u>Activity</u>	<u>Participation</u>
Library/Lapidary	18
Pickleball	19
Fitness	1059
Arts/Crafts	206
Pool Room	339
Games	248
Bingo	116
Line Dance	721
Music	64
Events	201
ACBL Bridge	117
Health/Wellness	86
<u>Visitors/Guests</u>	<u>-0-</u>
<b>Total</b>	<b>3194</b>

**Deposits**

<u>Date</u>	<u>Cash</u>	<u>Checks</u>	<u>Total</u>
05/02/2023	37.50	0	37.50
05/03/2023	22.50	15.00	37.50
05/04/2023	15.00	0	15.00
05/05/2023	22.50	0	22.50
05/09/2023	22.50	0	22.50
05/10/2023	7.50	0	7.50
05/11/2023	7.50	0	7.50
05/12/2023	22.50	0	22.50
05/16/2023	30.00	0	30.00
05/19/2023	7.50	0	7.50
05/23/2023	37.50	0	37.50
05/24/2023	15.00	0	15.00
05/25/2023	7.50	0	7.50
05/30/2023	7.50	0	7.50
05/31/2023	7.50	0	7.50
<b>Total</b>	<b>270.00</b>	<b>15.00</b>	<b>285.00</b>



# **CITY OF CARLSBAD**

**FY 2022 - 2023**

## **DEPARTMENT OF UTILITIES**

**MAY 2023**

*Ivan M. Abell, Director of Utilities*

# ENVIRONMENTAL SERVICES REPORT

## May 2023

<b>Environmental Services:</b>	<b>Current Month</b>	<b>Previous Month</b>	<b>Calendar Year to Date</b>
State and Federal Environmental Violations by City	0	0	0
Environmental Assessments (CDBG, P&Z, Drilling)	0	0	0
Environmental Compliance Inspections	0	0	0
Criminal Complaints Filed	0	0	0
Environmental Projects or Programs	1	0	1
Grease Interceptors Inspections	0	0	0

<b>Laboratory: Municipal Water Sampling/Analysis:</b>	<b>Current Month</b>	<b>Previous Month</b>	<b>Calendar Year to Date</b>
Wellfield Chemical Characteristic Analysis	44	36	221
Partial Wellfield Chemical Characteristics	36	27	171
Monitoring Wells Chemical Analysis	0	4	12
Total Coliform Analysis	40	40	200
Fecal Coliform Analysis	0	0	0
Chlorine Residual Tests (DE)	23	20	107
Special Chemicals (BTEX, Ammonia, Nitrite)	0	0	0

<b>Municipal Wastewater Sampling/Analysis (Reads):</b>	<b>Current Month</b>	<b>Previous Month</b>	<b>Calendar Year to Date</b>
Chemical Oxygen Demand Tests	0	0	0
Biochemical Oxygen Demand	15	12	66
Total Suspended Solids Tests	15	12	66
Volatile Alkalinity Tests	0	0	0
E-Coli on Effluent	15	12	66
Metals/TCLP/PCB/M2 Sampling on Sludge	0	0	0
Fecal Coliform Analysis on Sludge (Compost)	0	0	0
Effluent Chemical Characteristic Analysis	1	1	5

<b>DMR Bench Sheet:</b>	<b>Current Month</b>	<b>Previous Month</b>	<b>Calendar Year to Date</b>
Influent BOD Avg. (Lbs.)	6,342	9,118	32,906
Effluent BOD Avg. (Lbs.)	643.48	34	824
BOD Removal (%)	89.85	100	487
Influent TSS Avg. (Lbs.)	6,095	13,128	34,322
Effluent TSS Avg. (Lbs.)	304.47	56	550
TSS Removal (%)	95.00	100	491



# ENVIRONMENTAL SERVICES REPORT

## May 2023

<b>Private Well Analysis:</b>	<b>Current Month</b>	<b>Previous Month</b>	<b>Calendar Year to Date</b>
Total Coliform Analysis	38	43	201
Total Coliform Analysis (Construction)	0	0	4
Number of Positives for Confirmation	1	1	1
Chemical Characteristics Analysis	0	0	2
Environment Department Mediated Tests	0	0	0
Lake Carlsbad E-Coli Analysis Performed	11	11	11
Lake Carlsbad Beach Closures Due to Bacterial Count	0	0	0


<b>Golf Course (Reclaimed) Water Analysis (NMED Groundwater Discharge Permit):</b>	<b>Current Month</b>	<b>Previous Month</b>	<b>Calendar Year to Date</b>
Nitrate	4	5	21
Total Kjeldahl Nitrogen	0	0	0
Total Dissolved Solids	1	1	5
E-Coli Analysis	14	12	63
Chemical Characteristics	0	0	0
Other NMED-Required Testing (Chlorides, etc.)	1	1	5

**Remarks:**

---



---


 Digitally signed by Richard Aguilar  
 DN: cn=Richard Aguilar, o=City of Carlsbad,  
 ou=Env Services Lab,  
 email=raguilar@cityofcarlsbadnm.com, c=US  
 Date: 2023.06.08 09:11:14 -0600

**Richard Aguilar,**  
**Environmental Svcs. Superintendent**

**Solid Waste Department Summary**

May 2023

	<u>This Month</u>	<u>Previous Month</u>	<u>Last Year</u>	<u>Calendar Year to Date</u>
--	-------------------	-----------------------	------------------	----------------------------------

**Garbage Collection (ARC)**

Number of ARC Trucks in Operation	19 of 22	17 Of 18	16 of 18	
Tons Collected and Delivered to Landfill	2,377.35	2,050.41	2236.2	10,576.19
Number of Trips to Landfill	320	309	373	1480

**Residential and Commercial Services**

Number of Residential Services	10,256	10336	10256	
Number of Commercial Services	996	1001	996	
Number of New Residential Services	15	51	15	198
Number of New Commercial Services	8	15	8	37

**Container Maintenance**

Number of 3 CuYard Containers Repaired	20	24	96	124
Number of 3 CuYard Containers Replaced	2	13	14	34
Number of 1.5 CuYard Containers Repaired	0	0	0	2
Number of 1.5 CuYard Containers Replaced	0	0	0	2
Number of 96 gallon Containers Repaired	82	68	51	382
Number of 96 gallon Containers Replaced	0	7	38	36
Number of 96 gallon Lids Replaced	24	27	31	187
Number of 96 gallon Wheels Replaced	58	41	20	195
Number of 1.5 CuYard Lids Repaired	0	0	0	1
Number of 3 CuYard Lids Replaced	6	7	22	15
Number of New 96 Gallon Roll-outs	102	19	45	70

**Trash/Yard Waste Residential Collection (Grappler)**

Number of Trucks in Operation	4 of 5	4 of 7	4 of 5	
Tons of Trash Delivered to Landfill	232.17	169.07	276.54	974.43
Number of Trips to Landfill	79	62	77	317
Green Waste Collected and Delivered to WWTP (TONS)	0.00	0	0	0.00
Number of trips to WWTP	0	0	0	0



**Solid Waste Department Summary**

May 2023

This Month      Previous Month      Last Year      Calendar  
Year to Date

**Sandpoint Landfill Operation**

Waste Received from Carlsbad (Tons)	7,049.58	4,182.72	4,490.62	23,399.45
Waste Received from Artesia (Tons)	4,004.09	2,029.30	2,034.11	11,789.25
Waste Received from Eddy County (Tons)	4,047.69	3,171.70	1,966.13	16,917.71
Waste Received from Others (Tons)	87.37	61.58	29.70	645.07
Tipping Fees received at Gate	\$7,040.10	\$9,252.68	5,079.23	\$36,108.55
Tipping fees Billed	\$204,450.45	\$95,583.74	71,072.80	\$579,711.07
Solid Waste Facility Permit Violations	0	0	0.00	0


**Convenience Station**

Tons of Trash Collected and Delivered to Landfill	556.00	502.46	936.50	2,617.15
CuYards of Glass	0.00	0.00	0.00	0.00
Tons of Metal	11.28	5.81	11.28	76.92
Green Waste Collected and Delivered to WWTP (TONS)	0.00	0.00	0.00	0.00
Number of trips to WWTP	0	0	0.00	0

**Roll Off Rentals**

Fees Billed	\$35,537.00	\$33,469.00	28,482.78	\$169,978.83
Tons of Refuse Collected and Delivered to Landfill	289.43	252.18	231.14	1,269.27
No. of 40 CuYard Containers Rented	0	0	0.00	0.00
No. of 30 CuYard Containers Rented	55	57	43.00	269.00
No. of 25 CuYard Containers Rented	0	0	0.00	0.00
No. of 15 CuYard Containers Rented	0	0	0.00	1.00

REMARKS:

---



---



---

*Albert Moisa*

Albert Moisa, Solid Waste Superintendent

*6-7-2023*

Date

# Carlsbad Municipal Water System Report

**May-23**

**Acre Ft.**

**Production Figures:**

**This Month**    **Previous Month**    **Year to Date**

Pumped from Sheep's Draw (Ac. Ft.)	916.36	823.91	2869.18
Water Imported from Double Eagle (Ac. Ft.)	35.61	96.54	420.27
Water delivered to Livestock (Ac. Ft.)	0.43	0.45	1.60
Water Sold to Apartments (Ac. Ft.)	11.93	13.05	56.04
Water Sold to Commercial Accounts (Ac. Ft.)	147.77	149.84	606.48
Water Sold to Government Accounts (Ac. Ft.)	57.07	33.42	138.67
Water Sold to Industrial Accounts (Ac.Ft.)	0.08	0.08	0.36
Water Sold to Residential Accounts (Ac.Ft.)	483.05	459.34	1755.37
Record Only Accounts (Ac.Ft.)	1.75	0.71	4.10
Water Sold to Semi-Commercial Accounts (Ac.Ft.)	16.86	16.48	59
Safe Drinking Water Act Violations	0	0	0

**Wells:**

Number in Operation (Sheep's Draw) **	7/9	Wells 5 & 9 are down	
KWH Consumed	722,320	543,440	2,326,760
Capitan Aquifer Level (Ft. from Surface @ #6)	392.67	391.17	
Number of New Water Services Installed		10	31

**Meters:**


Total in Service	12,627	12,646	
------------------	--------	--------	--

**Fire Hydrants:**

In Service	879	877	
Out of Service	1	3	
Repaired	2	3	13

**Remarks:**

<b>City Line Locates - 237</b>
<b>DE Line Locates - 70</b>


  
Digitally signed by Ron Myers  
 DN: cn=Ron Myers, o=City of Carlsbad, ou=Water Department, email=ronmyers@cityofcarlsbad.com, c=US  
 Reason: I have reviewed this document  
 Location:  
 Date: 2023.06.06 07:21:42-0600  
 File: RDE-Edits-Mission-12.0.1

Ron Myers, Superintendent

**CARLSBAD WATER SYSTEM WELL OPERATION  
May-23**

WELL	POWER CONSUMPTION X 400			WATER PRODUCTION X 1000				ENGINE HOUR CLOCK			WATER LEVELS			
	CURRENT MONTH	LAST MONTH	KWH CONSUMED	CURRENT MONTH	LAST MONTH	GALLONS PUMPED	ACRE FEET	CURRENT MONTH	LAST MONTH	HOURS RUN	GPM	STATIC	PUMPED per Hour Meter (gal)	gal/kwh
1	5903	5865	15,200	12,688	7,235	5,453,000	16.73	144.7	78.1	66.6	1,750		6,993,000	525
2	2261	2198	25,200	17,175	8,208	8,967,000	27.52	12216.4	12080	136.4	1,200		9,820,800	420
3	5800	5570	92,000	482,720	446,933	35,787,000	109.83	38160.7	37800.3	360.4	1,600		34,598,400	375
4	<b>22315</b>	21914	160,400	<b>686,580</b>	620,921	65,659,000	201.50	<b>52827.5</b>	52243.7	583.8	<b>1,750</b>		61,299,000	257
5	<b>20470</b>	20470	0	<b>1,281,031</b>	1,281,031	0	0.00	<b>63186.4</b>	63186.4	0.0	<b>1,200</b>		0	348
6	36719	35592	180,320	925,744	846,515	79,229,000	243.15	495.06		495.1	2,800		83,170,080	421
7	35941	35673	107,200	472,876	426,838	46,038,000	141.29	4631.9	4237	394.9	1,950		46,203,300	424
8	34449	34098	140,400	435,332	377,868	57,464,000	176.35	13356.1	12680	676.1	1,350		54,764,100	389
9	12664	12660	1,600	588,978	588,978	0	0.00		0		1,600		0	324
10														
TOTAL KWH CONSUMED			722,320	TOTAL PUMPED		298,597,000	916.36	TOTAL HOURS RUN		2,713.3	OIL		TOTAL CHLORINE USED	
											30.5		1,894	
Reservoir No. 4 Meter			Total Gallons Pumped Comparison				Total Rainfall			Notes				
Inlet This Month X 1000		3,849,765		THIS MONTH		298,597,000	916.36	1.43			Wells #4 and #5 on State Trust Land			
				LAST YEAR, SAME MONTH		317,372,000	973.98							
Inlet Last Month X 1000		3,549,349		DIFFERENCE		(18,775,000)	(57.62)							
Total Inlet		300,416,000		* corrected										

**MUNICIPAL WATER SYSTEM  
WATER RIGHTS PUMPED (C-76)  
ACRE FEET**

(9867 Acre Ft. Available Per Year)

YEAR	JAN	FEB	MAR	APR	MAY	JUN	JUL	AUG	SEP	OCT	NOV	DEC	TOTAL
2002	297.16	268.70	440.91	704.96	958.06	1,066.88	1,341.56	1,074.79	774.52	485.05	280.99	155.99	7849.57
2003	270.84	203.99	505.94	1,064.03	1,206.94	1,122.78	1,343.98	1,076.39	775.41	685.53	305.27	409.57	8970.67
2004	385.42	439.36	489.06	680.19	948.71	1,063.84	1,068.05	798.52	772.40	451.14	364.15	414.64	7875.48
2005	332.30	318.24	425.71	655.91	878.61	1,123.12	1,338.81	773.36	830.12	609.54	478.07	445.90	8209.69
2006	395.24	416.50	606.61	799.07	1,145.49	1,165.26	1,141.96	699.68	536.40	574.84	453.79	372.30	8307.14
2007	386.96	350.66	480.44	665.57	629.51	1,062.65	841.31	964.52	740.42	672.37	485.02	446.90	7726.33
2008	452.24	668.55	705.92	934.92	1,060.06	1,454.74	1,040.96	900.29	768.43	684.45	505.09	456.16	9631.81
2009	458.70	519.36	694.55	871.85	1,095.02	1,202.19	951.06	980.82	809.14	666.16	529.67	420.61	9199.13
2010	422.56	352.26	539.69	327.39	1,150.19	1,219.15	848.31	1,057.28	738.68	677.68	503.09	461.84	8298.12
2011	474.73	536.44	800.88	973.90	1,238.89	1,355.98	1,423.54	1,226.62	886.11	776.71	540.43	454.95	10689.18
2012	466.85	431.44	701.69	810.10	828.11	1,185.27	901.47	1,013.28	806.85	652.17	480.34	461.15	8738.72
2013	423.91	412.36	633.53	822.91	947.12	1,047.09	800.86	925.05	727.29	611.46	451.84	377.93	8,181.35
2014	388.31	383.82	557.69	701.51	872.84	1,031.98	1,122.07	893.82	552.90	541.69	414.16	391.00	7,851.79
2015	428.54	369.38	490.96	711.13	732.60	903.17	919.01	994.43	789.98	522.56	432.59	418.96	7,713.31
2016	408.24	364.58	449.03	573.56	672.93	921.77	1,157.49	791.59	541.42	587.72	443.39	442.94	7,354.66
2017	394.41	415.24	615.73	768.14	921.14	883.20	1,007.00	726.66	715.10	536.59	482.95	484.39	7,950.55
2018	484.78	402.92	640.20	750.65	991.56	1,023.15	954.69	853.04	684.90	530.89	386.73	404.76	8,108.27
2019	392.03	408.30	501.88	712.74	920.31	919.36	931.82	860.57	880.60	570.04	425.02	400.18	7,922.85
2020	424.96	402.62	508.41	896.76	983.81	1,161.49	1,242.85	1,055.78	1,045.26	625.06	411.27	463.48	9,221.75
2021	368.52	418.64	712.43	726.13	809.60	837.98	793.40	764.24	715.36	652.05	455.84	403.35	7,657.54
2022	336.78	376.58	515.94	882.91	973.98	975.97	1,147.87	848.51	773.62	493.31	404.67	435.85	8,165.99
2023	330.74	313.20	484.97	823.91	916.36								2,869.18

Sheep Draw Water Pumped - Acre Feet 9867 Acre Feet Available Per Year

Difference

	January	February	March	April	May	June	July	August	September	October	November	December	Total	
													9867	
1999	259.97	275.11	485.12	694.64	798.54	839.80	903.86	1,102.11	751.40	534.43	395.59	253.70	7,294.27	2,572.73
Total		535.08	1,020.20	1,714.84	2,513.38	3,353.18	4,257.04	5,359.15	6,110.55	6,644.98	7,040.57	7,294.27		
2000	303.85	377.05	592.71	710.82	1,063.12	1,168.66	1,072.41	1,134.64	886.90	487.13	260.33	278.46	8,336.08	1,530.92
Total		680.90	1,273.61	1,984.43	3,047.55	4,216.21	5,288.62	6,423.26	7,310.16	7,797.29	8,057.62	8,336.08		
2001	379.10	340.60	389.50	714.80	1,129.68	1,083.53	1,341.71	1,074.96	612.54	662.35	356.80	276.27	8,361.84	1,505.16
Total		719.70	1,109.20	1,824.00	2,953.68	4,037.21	5,378.92	6,453.88	7,066.42	7,728.77	8,085.57	8,361.84		
2002	297.16	268.70	440.91	704.96	958.06	1,066.88	1,341.56	1,074.79	774.52	485.05	280.99	155.99	7,849.57	2,017.43
Total		565.86	1,006.77	1,711.73	2,669.79	3,736.67	5,078.23	6,153.02	6,927.54	7,412.59	7,693.58	7,849.57		
2003	270.84	203.99	505.94	1,064.03	1,206.94	1,122.78	1,343.98	1,076.39	775.41	685.53	305.27	409.57	8,970.67	896.33
Total		474.83	980.77	2,044.80	3,251.74	4,374.52	5,718.50	6,794.89	7,570.30	8,255.83	8,561.10	8,970.67		
2004	385.42	439.36	489.06	680.19	948.71	1,063.84	1,068.05	798.52	772.40	451.14	364.15	414.64	7,875.48	1,991.52
Total		824.78	1,313.84	1,994.03	2,942.74	4,006.58	5,074.63	5,873.15	6,645.55	7,096.69	7,460.84	7,875.48		
2005	332.30	318.24	425.71	655.91	878.61	1,123.12	1,338.81	773.36	830.12	609.54	478.07	445.90	8,209.69	1,657.31
Total		650.54	1,076.25	1,732.16	2,610.77	3,733.89	5,072.70	5,846.06	6,676.18	7,285.72	7,763.79	8,209.69		
2006	395.24	416.50	606.61	799.07	1,145.49	1,165.26	1,141.96	699.68	536.40	574.84	453.79	372.30	8,307.14	1,559.86
Total		811.74	1,418.35	2,217.42	3,362.91	4,528.17	5,670.13	6,369.81	6,906.21	7,481.05	7,934.84	8,307.14		
2007	386.96	350.66	480.44	665.57	629.51	1,062.65	841.31	964.52	740.42	672.37	485.02	446.90	7,726.33	2,140.67
Total		737.62	1,218.06	1,883.63	2,513.14	3,575.79	4,417.10	5,381.62	6,122.04	6,794.41	7,279.43	7,726.33		
2008	452.24	668.55	705.91	934.92	1,060.06	1,454.74	1,040.96	900.29	768.43	684.45	505.09	456.16	9,631.80	235.20
Total		1,120.79	1,826.70	2,761.62	3,821.68	5,276.42	6,317.38	7,217.67	7,986.10	8,670.55	9,175.64	9,631.80		
2009	458.70	519.36	694.55	871.85	1,095.02	1,202.19	951.06	980.82	809.14	666.16	529.67	420.61	9,199.13	667.87
Total		978.06	1,672.61	2,544.46	3,639.48	4,841.67	5,792.73	6,773.55	7,582.69	8,248.85	8,778.52	9,199.13		

Sheep Draw Water Pumped - Acre Feet 9867 Acre Feet Available Per Year

Difference

	January	February	March	April	May	June	July	August	September	October	November	December	Total	
														9,867.00
2011	474.73	536.44	800.88	973.90	1,238.89	1,355.98	1,423.54	1,226.62	886.11	776.71	540.43	454.95	10,689.18	-822.18
Total		1,011.17	1,812.05	2,785.95	4,024.84	5,380.82	6,804.36	8,030.98	8,917.09	9,693.80	10,234.23	10,689.18		
2012	466.85	431.44	701.69	810.10	828.11	1,185.27	901.47	1,013.28	806.85	652.17	480.34	461.15	8,738.72	1,128.28
Total		898.29	1,599.98	2,410.08	3,238.19	4,423.46	5,324.93	6,338.21	7,145.06	7,797.23	8,277.57	8,738.72		
2013	423.91	412.36	633.53	822.91	947.12	1,047.09	800.86	925.05	727.29	611.46	451.84	377.93	8,181.35	1,685.65
Total		836.27	1,469.80	2,292.71	3,239.83	4,286.92	5,087.78	6,012.83	6,740.12	7,351.58	7,803.42	8,181.35		
2014	388.31	383.82	557.69	701.51	872.84	1,031.98	1,122.07	893.82	552.90	541.69	414.16	391.00	7,851.79	2,015.21
Total		772.13	1,329.82	2,031.33	2,904.17	3,936.15	5,058.22	5,952.04	6,504.94	7,046.63	7,460.79	7,851.79		
2015	482.54	369.38	490.96	711.13	732.60	903.17	919.01	994.43	789.98	522.56	432.59	418.96	7,767.31	2,099.69
Total		851.92	1,342.88	2,054.01	2,786.61	3,689.78	4,608.79	5,603.22	6,393.20	6,915.76	7,348.35	7,767.31		
2016	408.24	364.58	449.03	573.56	672.93	921.77	1,157.49	791.59	541.42	587.72	443.39	442.94	7,354.66	2,512.34
Total		772.82	1,221.85	1,795.41	2,468.34	3,390.11	4,547.60	5,339.19	5,880.61	6,468.33	6,911.72	7,354.66		
2017	394.41	415.24	615.73	768.14	921.14	883.20	1,007.00	726.66	715.10	536.59	482.95	484.39	7,950.55	1,916.45
Total		809.65	1,425.38	2,193.52	3,114.66	3,997.86	5,004.86	5,731.52	6,446.62	6,983.21	7,466.16	7,950.55		
2018	484.78	402.92	640.20	750.65	991.56	1,023.15	954.69	853.04	684.90	530.89	386.73	404.76	8,108.27	1,758.73
Total		887.70	1,527.90	2,278.55	3,270.11	4,293.26	5,247.95	6,100.99	6,785.89	7,316.78	7,703.51	8,108.27		
2019	392.03	408.30	501.88	712.74	920.31	919.37	931.82	860.57	880.60	570.04	425.02	400.18	7,922.86	1,944.14
Total		800.33	1,302.21	2,014.95	2,935.26	3,854.63	4,786.45	5,647.02	6,527.62	7,097.66	7,522.68	7,922.86		
2020	438.73	387.20	523.69	928.40	1,015.17	1,177.81	1,120.57	1,062.19	1,066.47	539.88	430.40	463.48	9,153.99	713.01
Total		825.93	1,349.62	2,278.02	3,293.19	4,471.00	5,591.57	6,653.76	7,720.23	8,260.11	8,690.51	9,153.99		
2021	368.01	418.64	712.43	726.13	809.60	837.98	793.40	764.24	715.36	652.05	455.84	403.35	7,657.03	2,209.97
Total		786.65	1,499.08	2,225.21	3,034.81	3,872.79	4,666.19	5,430.43	6,145.79	6,797.84	7,253.68	7,657.03		
2022	336.78	376.58	515.94	882.91	973.98	975.97	1,147.87	848.51	773.62	493.31	404.67	435.85	8,165.99	1,701.01
Total		713.36	1,229.30	2,112.21	3,086.19	4,062.16	5,210.03	6,058.54	6,832.16	7,325.47	7,730.14	8,165.99		
2023	330.74	313.20	484.97	823.91	916.36								2,869.18	6,997.82
Total		643.94	1,128.91	1,952.82	2,869.18	2,869.18	2,869.18	2,869.18	2,869.18	2,869.18	2,869.18	2,869.18		



**MUNICIPAL WATER SYSTEM  
WATER SOLD  
ACRE FEET**

YEAR	JAN	FEB	MAR	APR	MAY	JUN	JUL	AUG	SEP	OCT	NOV	DEC	TOTAL
2002	361.07	373.67	374.24	527.03	956.91	1164.77	996.81	977.93	1153.18	607.92	431.21	301.17	8225.93
2003	391.07	304.91	404.05	598.44	999.69	1030.55	1061.59	1169.02	1046.52	731.67	559.33	342.90	8639.75
2004	418.82	310.23	337.47	479.72	685.58	983.31	984.35	814.65	763.90	475.02	413.97	302.17	6969.19
2005	368.27	275.02	299.95	503.81	693.61	840.97	1296.63	886.95	754.89	658.48	468.42	377.74	7424.74
2006	414.11	677.07	450.26	678.99	725.58	1280.61	1083.09	705.47	564.79	572.49	430.08	334.08	7916.62
2007	354.13	318.22	380.07	437.50	653.63	756.31	899.69	774.47	896.99	541.76	530.36	344.60	6887.72
2008	326.32	375.13	413.71	627.22	842.55	1025.43	943.54	855.66	605.32	559.79	494.03	0.00	7068.68
2009	439.03	352.25	614.56	2321.13	1268.55	1211.80	1099.85	927.66	1030.30	765.46	976.92	564.86	11572.39
2010	567.77	471.98	547.89	757.41	1272.59	1066.67	1081.09	913.03	1105.63	1031.30	950.35	786.38	10552.09
2011	444.27	760.40	774.56	1233.94	1338.54	1352.52	1717.55	1405.40	1347.32	924.66	874.25	677.51	12850.91
2012	565.38	642.97	581.75	926.04	848.01	1000.31	1440.24	1151.94	1237.78	866.01	865.02	670.56	10796.01
2013	616.99	671.05	645.27	975.32	1,049.04	1,249.35	944.16	951.65	1,058.15	785.76	592.98	469.93	10009.65
2014	475.55	470.88	507.96	653.04	920.21	1,041.43	1,157.15	978.54	953.20	558.14	550.55	417.07	8683.72
2015	554.03	282.77	520.21	624.18	758.14	800.23	985.58	863.21	1,068.91	639.91	478.42	448.68	8024.27
2016	456.11	302.09	482.13	615.67	708.66	828.42	1,071.60	820.33	623.25	460.13	368.12	305.64	7042.15
2017	389.78	306.60	440.10	639.30	654.47	838.50	1,049.46	698.97	675.47	504.34	369.98	684.50	7251.47
2018	422.34	332.74	345.80	670.09	971.05	975.33	966.38	858.30	871.28	451.67	438.60	355.77	7659.35
2019	393.08	359.27	350.49	565.35	639.70	890.80	994.24	830.84	887.72	711.06	476.89	347.64	7447.08
2020	336.09	374.53	311.89	657.80	838.33	1,080.68	1,158.21	1,069.16	1,120.70	917.05	479.84	350.70	8694.98
2021	414.83	317.62	365.17	767.91	768.47	825.78	709.15	954.68	597.34	740.70	354.75	355.25	7171.65
2022	367.25	360.67	349.75	693.40	752.88	1,174.27	944.39	940.34	746.92	652.02	422.08	417.17	7821.14
2023	415.22	425.35	388.23	673.31	718.62								2620.73

\* No info available due to transition of new billing system.

## MUNICIPAL WATER SYSTEM METERS IN SERVICE

YEAR	JAN	FEB	MAR	APR	MAY	JUN	JUL	AUG	SEP	OCT	NOV	DEC
2002	10,385	10,398	10,360	10,396	10,485	10,486	10,492	10,479	10,512	10,468	10,448	10,534
2003	10,453	10,420	10,550	10,505	10,549	10,682	10,604	10,670	10,688	10,631	10,586	10,606
2004	10,608	10,541	10,617	10,624	10,627	10,678	10,700	10,730	10,671	10,672	10,684	10,597
2005	10,581	10,552	10,635	10,618	10,645	10,733	10,757	10,747	10,725	10,695	10,692	10,669
2006	10,676	10,669	10,663	10,704	10,687	10,759	10,720	10,746	10,739	10,711	10,670	10,645
2007	10,633	10,661	10,679	10,717	10,726	10,814	10,801	10,786	10,740	10,735	10,761	10,753
2008	10,804	10,784	10,809	10,826	10,836	10,880	10,861	10,875	10,820	10,758	10,713	
2009	10,747	10,881	11,126	11,179	11,156	11,232	11,160	11,184	11,158	11,169	11,182	11,107
2010	11,132	11,105	11,201	11,157	11,208	11,221	11,216	11,225	11,201	11,205	11,184	11,165
2011	11,271	11,292	11,256	11,270	11,281	11,349	11,331	11,333	11,327	11,300	11,267	11,224
2012	11,249	11,229	11,277	11,305	11,333	11,353	11,368	11,370	11,319	11,332	11,344	11,321
2013	11,290	11,361	11,415	11,405	11,412	11,450	11,488	11,527	11,507	11,478	11,482	11,442
2014	11,501	11,709	11,803	11,807	11,848	11,893	11,919	11,988	12,001	12,022	11,892	11,993
2015	11,865	11,871	11,916	12,014	11,957	12,153	12,062	12,087	12,020	11,968	11,825	11,978
2016	11,854	12,116	12,166	12,125	12,143	12,224	12,170	12,219	12,162	12,076	11,979	11,948
2017	12,053	12,014	12,173	12,213	12,173	12,223	12,205	12,376	12,213	12,300	12,204	12,288
2018	12,315	12,307	12,329	12,384	12,452	12,531	12,472	12,479	12,467	12,408	12,577	12,352
2019	12,440	12,386	12,556	12,508	12,653	12,656	12,698	12,827	12,644	12,804	12,708	12,653
2020	12,769	12,731	12,859	12,827	12,844	12,926	12,912	13,057	12,996	13,265	12,812	12,799
2021	12,830	12,920	12,945	13,205	13,026	13,162	*	*	*	*	*	*
2022	*	*	*	*	*	*	*	*	*	*	*	12,980
2023	12,572	12,604	12,610	12,646	12,627							

\* No info available due to transition of new billing system.

**AIRPORT WELLS  
WATER RIGHTS PUMPED  
ACRE FEET**

(61.24 Acre Ft. Available Per Year)

YEAR	JAN	FEB	MAR	APR	MAY	JUN	JUL	AUG	SEP	OCT	NOV	DEC	TOTAL
2012	0.59	0.62	1.08	0.83	1.83	3.64	2.31	3.67	2.27	2.01	1.67	1.87	22.41
2013	0.89	2.32	2.26	1.18	1.28	1.73	1.9	3.69	2.01	2.62	1.99	1.06	22.93
2014	1.86	0.73	1.04	1.55	0.66	0.20	3.17	0.96	0.37	1.89	0.80	0.61	13.84
2015	0.03	0.07	0.03	1.02	1.59	2.47	2.57	2.96	2.13	1.35	2.46	1.57	18.25
2016	1.14	2.21	3.25	3.48	2.43	1.45	0.064	0.031	0.002	0.016	0.00	0.058	14.13
2017	0.07	0	0.16	0.31	0	0.51	0.55	0.022	0.00	0	0.18	0.14	1.94
2018	0.00	0.07	0.06	0.082	0.303	0.00	0.002	0.002	0.002	0.002	0.001	0.002	0.53
2019	0.00	0.023	0.36	0.56	1.17	2.72	2.13	2.67	2.60	2.60	1.33	1.99	18.15
2020	0.48	1.04	0.49	1.47	0.61	1.37	0	0.99	1.55	2.03	0.46	0.35	10.84
2021	0.77	0.34	0.45	0.71	0.94	2.01	1	1.56	0.92	0.83	1.21	0.61	11.35
2022	0.89	0.62	0.95	0.27	0.21	0.33	0.9	0.08	0.12	0.01	0.03	0	4.41
2023	0.00	0.00	0.00	0.40	0.52								0.92

**AIRPORT WELLS  
WATER SOLD  
ACRE FEET**

2011	1.18	1.09	3.76	3.87	3.32	3.91	3.32	1.69	3.5	3.25	3.99	0.81	33.69
2012	2.36	2.65	3.77	3.84	1.27	3.02	2.66	4.22	2.62	2.3	2.65	1.28	32.64
2013	1.32	1.11	0.88	0.49	0.64	1.67	1.78	2.70	1.22	0.97	1.20	0.95	14.93
2014	1.15	0.05	1.51	0.82	0.07	0	0.44	0.27	0.01	0.02	0.01	0.01	4.36
2015	0.01	0	0	0	0	1.04	1.78	3.12	1.12	1.60	2.07	1.25	11.99
2016	1.4	2.14	2.86	3.35	2.18	1.22	0.04	0.03	0	0.02	0	0	13.235
2017	0	0	0.15	0	0	0.48	0.53	0.00	0	0.00	0.00	0	1.16
2018	0	0	0	0	0	0	0	0.00	0	0.00	0.00	0	0
2019	0	0	0.33	0.052	0	0.031	0.031	0.00	0.37	0.29	0.51	0.08	1.694
2020	0.04	6.27	0.38	1.21	0.58	1.17	0.31	0.00	1.5	1.75	0.40	0.29	13.9
2021	0.84	0.17	0.42	0.73	0.92	1.9	1.36	1.26	1.17	0.64	0.95	0.79	11.15
2022	*	*	*	*	*	*	*	*	*	*	*	*	0
2023	0	0	0	0	0.73								0.73

Note: Water Sold Report is always one month behind.

\*no info available

**WATER CUTOFFS**

YEAR	JAN	FEB	MAR	APR	MAY	JUN	JUL	AUG	SEP	OCT	NOV	DEC	TOTAL
2012		227	231	299	198	270	216	274	219	504	293	408	3139
2013	260	309	321	438	267	362	267	315	236	254	362	291	3682
2014	343	360	433	239	353	185	363	399	288	373	484	307	4127
2015	397	254	252	355	256	273	299	303	266	307		535	3497
2016	414	440	298	297	360	239	345	163	177	212	240	172	3357
2017	268	210	265	279	158	231	170	195	166	228	221	177	2568
2018	241	301	120	139	235	153	227	152	206	216	368	199	2557
2019	257	270	334	143	238	147	222	251	235	256	341	217	2911
2020	172	172	235	0	0	0	0	0	0	643	0	0	1222
2021	0	0	0	428	341	255	0	0	0	0	0	0	1024
2022	0	0	797	324	394	345	457	285	276	0	0	0	2878
2023	506	275	291	318	305								1695

**SHOOTING RANGE WELL  
WATER RIGHTS PUMPED  
ACRE FEET**

(3 Acre Ft. Available Per Year)

YEAR	JAN	FEB	MAR	APR	MAY	JUN	JUL	AUG	SEP	OCT	NOV	DEC	TOTAL
2013	0.05	0.03	0.12	0.16	0.18	0.28	0.21	0.32	0.16	0.20	0.08	0.05	1.84
2014	0.07	0.10	0.16	0.10	0.13	0.29	0.34	0.31	0.17	0.18	0.11	0.10	2.06
2015	0.08	0.07	0.12	0.12	0.11	0.12	0.12	0.26	0.21	0.12	0.08	0.09	1.50
2016	0.07	0.08	0.10	0.07	0.10	0.22	0.16	0.09	0.04	0.04	0.037	0.031	1.04
2017	0.009	0.01	0.03	0.02	0.04	0.10	0.04	0.055	0.046	0.05	0.03	0.034	0.47
2018	0.04	0.02	0.04	0.02	0.02	0.03	0.02	0.03	0.025	0.025	0.034	0.058	0.37
2019	0.061	0.05	0.06	0.05	0.03	0.03	0.01	0.02	0.02	0.02	0.086	0.080	0.51
2020	0.003	0.00	0	0	0.00	0.00	0.05	0.06	0.06	0.043	0.043	0.000	0.26
2021	0	0	0	0	0.00	0.03	0.02	0.02	0.09	0.03	0.02	0.04	0.25
2022	0.01	0.01	0.02	0.02	0.02	0.01	0.2	0.01	0.02	0.02	0.02	0.02	0.38
2023	0.01	0.02	0.02	0.02	0.06								0.13

**SUNSET GARDEN WELL  
WATER RIGHTS PUMPED  
ACRE FEET**

(28.2 Acre Ft. Available Per Year)

2012											10.75	0	10.75
2013	0.00	0.00	0.00	1.51	4.53	4.47	2.98	5.09	1.73	0.51	0.00	0.00	20.82
2014	0.00	0.00	0.00	0.00	0.00	0.00	6.81	2.58	0.53	0.00	0.00	0.00	9.92
2015	0.00	0.00	0.07	2.68	2.84	1.93	1.13	2.72	4.71	1.47	2.17	0.26	19.98
2016	0.13	1.89	3.37	4.30	4.49	4.11	4.66	0.82	0.00	0.00	0.00	0.00	23.77
2017	0.00	0.00	2.60	3.92	3.87	3.63	4.18	2.97	0.33	0.00	0.00	1.38	22.88
2018	0.00	0.07	0.00	1.48	3.53	3.74	1.57	3.46	2.79	1.00	0.00	0.00	17.64
2019	0.00	0.00	0.04	2.56	4.36	4.57	2.72	4.60	3.06	1.04	0.28	0.00	23.23
2020	0.13	0.55	1.06	2.53	3.77	1.58	3.97	3.97	3.81	2.46	0.78	0.29	24.90
2021	0.0045	0.00	1.06	2.23	3.09	3.29	3.36	2.23	2.60	1.07	1.49	1.41	21.84
2022	0.03	0.00	0.31	1.88	3.20	3.74	3.45	2.60	2.30	0.64	0.47	0.70	19.32
2023	0.00	0.02	0.73	2.40	3.43								6.58

**WOOD FARM WELLS**

1,000,000 325850

\*1,000,000 /325850 Formula do not delete

2011	0.08	0.90	11.80	9.78	22.64	22.54	18.60	19.88	37.60	8.30	2.20	0.02	154.34
2012	0.00	4.81	9.11	11.16	11.79	18.76	10.00	11.69	15.24	1.89	0.05	0.64	95.13
2013	0.35	0.61	7.29	12.51	16.04	16.64	10.62	16.57	8.61	4.90	2.34	0.27	96.75
2014	1.36	1.79	6.64	10.62	16.04	22.07	21.01	13.50	3.31	4.42	0.12	0.25	101.13
2015	0.29	1.31	4.58	13.01	37.20	2.17	11.54	20.96	8.74	1.62	0.44	0.55	102.41
2016	0.27	2.67	14.42	13.03	22.09	30.57	33.17	15.94	8.18	15.31	1.38	1.44	158.47
2017	1.62	0.93	11.50	17.68	24.58	29.33	29.59	11.05	14.91	8.18	1.56	1.43	152.36
2018	5.02	3.40	12.61	15.47	26.22	28.31	27.69	24.12	34.65	5.79	11.50	1.96	196.74
2019	4.11	2.42	0.01	14.42	49.65	0.70	25.05	21.72	26.74	13.96	7.00	7.03	172.81
2020	1.14	3.17	12.31	28.72	29.58	30.38	32.01	27.83	27.48	11.13	10.67	5.49	219.91
2021	6.43	4.67	13.65	12.36	10.29	18.34	18.00	12.59	17.68	14.25	9.66	0.00	137.92
2022	1.30	2.77	10.51	18.12	17.91	21.45	25.31	19.20	11.97	11.94	10.19	5.43	156.10
2023	10.89	6.93	13.21	15.06	19.29								65.38

**Water Department Summary**  
**Double Eagle Water System**  
**May-23**  
**Acre Ft.**

**Production Figures:**

**This Month**   **Previous Month**   **Year to Date**

Water:

Pumped from Double Eagle (Ac. Ft.)	88.51	128.58	662.38
<b>Water Exported to Carlsbad Municipal System</b>	<b>35.61</b>	<b>96.54</b>	<b>420.27</b>
Water delivered to "Paying Livestock Water" Customers (Ac. Ft.)	0.36	0.41	1.89
Water delivered to "Free Livestock Water" Customers (Ac. Ft.)	1.13	0.91	4.12
Water sold to "Governmental Domestic Water" Customers (Ac. Ft.)	0.48	0.48	2.57
Water sold "Commercial Domestic Water" Customers (Ac. Ft.)	0.02	0.02	0.50
Water sold to "Industrial Water" customers (Ac. Ft.)	5.25	4.47	23.63
Water delivered to WIPP (Ac. Ft.)	1.31	1.83	6.63
Water Used by CSW - New Well Const.	0	0	0.00
Safe Drinking Water Act Violations	0	0	0.00

Wells:

Wells in Operation	19	21	
KWH consumed*	77,222	125,556	635,645
Total No. of Wells	23	23	
Ogallala Aquifer Level at Hudson 1	127.06	127.52	
Tatum Aquifer Level	118.8	118.80	
Meters in Service	66	66	

**Distribution Figures:**

Transmission Lines:

Line Extension (feet)	0	0	0
Line Replacement (feet)	50	30	80
Leaks (Main Lines)	5	8	38
Leaks (Service Lines)	0	0	0
Number of Isolating Valves Operated	4	4	20
Number of Isolating Valves Serviced	0	0	0
Number of Pressure Reducing Valves Serviced	1	0	1
Number of Air Relief Valves Serviced	0	0	0
Line Location Services	70	51	293

Remarks:

Wells Down - C-3, AMB-1, AMB-3, CR-16, CR-17, C1, C2, CR-4
* Not available
** No info available due to billing transitioning to new system.

*Ron Myers*

Ron Myers, Water Superintendent

## Double Eagle Well Operation May-23

Well	Status	Water Production				Power Consumption			Motor Hours			Well Information		
		Present Read	Previous Read	Water Pumped		Present Read	Previous Read	KWH	Current	Previous	Hours Run	Avg GPM	Static Water Elevation	Pumping Elevation
				Gallons	Acre Ft.									
AMBASSADOR # 1	Neptune/ Trident											off		
AMBASSADOR # 4	Well Inoperable													
AMBASSADOR # 3	Well Inoperable					6,575	6,338	237				off		
C-11	McCrometer	40,400,965	39,746,963	654,002	2.01	145,059	142,112	2,947						
C-10	McCrometer	37,432,716	36,589,964	842,752	2.59	180,344	175,385	4,959						
C-6	Mc Crometer	43,575,513	42,945,585	629,928	1.93	534,727	532,999	1,728	21,213.4	21,154.2	59.2	140		
CAPROCK # 19	Mc Crometer Mag	34,186,001	33,884,288	301,713	0.93	31,595	30,768	827	16,490.1	16,269.7	220.4	25		
CAPROCK # 13	Mc Crometer	91,791,577	90,872,696	918,881	2.82	194,724	192,469	2,255	20,362.1	20,237.9	124.2	140		
C-9	McCrometer	28,395,951	27,563,963	831,988	2.55	131,493	129,041	2,452		0.0				
CAPROCK # 20	Sensus/ Omni	83,986,116	79,588,893	4,397,223	13.49	189,439	179,134	10,305	10,158.7	9,597.3	561.4	150		
CAPROCK # 10	Mc Crometer	10,467,327	10,467,327	0	0.00	114,822	114,737	85	19,746.2	19,746.2	0	90		
C-8	McCrometer	43,440,175	42,679,673	760,502	2.33	130,159	127,909	2,250		0.0				
C-7	McCrometer	24,551,520	24,309,051	242,469	0.74	94,331	93,468	863		0.0				
CAPROCK # 18	Sensus/ Omni	3,389,924	3,074,063	315,861	0.97	48,706	48,008	698	11,703.1	11,654.9	48.2	90		
CAPROCK # 6	Neptune/ Trident	136,295,240	131,779,589	4,515,651	13.86	72,047	60,297	11,750	28,444.5	27,709.8	734.7	105		
CAPROCK # 4	McCrometer	34,288,694	33,554,261	734,433	2.25	48,951	46,328	2,623	14,639.9	14,299.5	340.4	45		
CAPROCK # 1	Mc Crometer	35,509,509	34,735,639	773,870	2.37	139,234	136,983	2,251	17,807.3	17,420.9	386.4	30		
Frontier # 2	Mc Crometer	40,992,730	40,336,800	655,930	2.01	214	0	214	17,655.6	17,382.4	273.2	30		
Frontier # 1	Sensus/ Omni	40,317,738	39,295,722	1,022,016	3.14	9,539	6,708	2,831	26,249.0	25,966.2	282.8	50		
FRONTIER # 3	Mc Crometer	114,747,161	112,620,745	2,126,416	6.53	32,077	27,377	4,700	14,370.3	14,119.7	250.6	140		
C-2	Mc Crometer	7,638,467	5,411,603	2,226,864	6.83	0	0	0	659.0	470.5	188.5	160		
HUDSON # 1	Octave	15,476,037	14,715,427	760,610	2.33	231,761	230,012	1,749	10,447.3	10,304.6	142.7	130		
CAPROCK # 14	Mc Crometer	56,514,575	53,675,145	2,839,430	8.71	144,246	136,863	7,383	9,558.6	9,156.6	402	110		
CAPROCK # 15A	Mc Crometer	118,921,243	118,921,243	0	0.00	22	0	22	9,913.8	9,913.8	0	130		
CAPROCK # 21	Mc Crometer	70,018,708	68,879,341	1,139,367	3.50	180,171	176,788	3,383	13,320.8	13,090.1	230.7	65		
C-1	Mc Crometer	52,249,084	50,099,295	2,149,789	6.60	105,839	101,165	4,674	16,992.3	16,730.0	262.3	110		
CAPROCK # 2	Well Inoperable													
CAPROCK # 3	Well Inoperable													
CAPROCK # 5	Well Inoperable													
C-5	Well Inoperable													
C-4	Mc Crometer													
C-3	Mc Crometer													
CAPROCK # 17	Mc Crometer											80		
CAPROCK # 16	Mc Crometer											off		
Boosters		9,866,615	9,866,615	0	0.00	177,419	171,417	6,002	10999.9	10999.9	0			
2 MG RESERVOIR						1,108	1,074	34						
Totals				28,839,695	88.51			77,222			4507.70			

Meter Reads in Barrels  
 Ambassadors #1 & #3 - Wells Inoperable  
 C-3, & Caprock #16 - Wells Inoperable  
 Meter Changed Out  
 Meter removed.

**DOUBLE EAGLE WATER SYSTEM  
WATER RIGHTS PUMPED  
ACRE FEET**

7648 Acre Ft. Available Per Year

YEAR	JAN	FEB	MAR	APR	MAY	JUN	JUL	AUG	SEP	OCT	NOV	DEC	TOTAL
2003	122.27	104.02	106.63	131.16	131.94	108.31	137.27	122.89	129.50	122.80	83.40	125.20	1,425.39
2004	94.10	99.14	108.96	88.59	85.29	104.91	80.47	96.62	108.99	99.07	84.00	132.98	1,183.12
2005	81.06	73.83	91.00	90.00	110.71	129.71	103.80	125.81	89.55	91.54	92.55	103.75	1,183.31
2006	99.66	92.01	109.29	75.35	137.85	132.18	86.22	98.53	96.51	96.88	103.45	82.69	1,210.62
2007	73.12	78.65	99.85	73.60	97.46	93.25	114.77	141.58	113.26	111.06	98.79	109.92	1,205.31
2008	108.28	117.41	93.89	110.54	91.87	107.59	103.60	134.80	114.37	126.79	119.45	139.80	1,368.39
2009	115.53	83.87	105.70	112.09	109.80	124.02	128.01	105.62	101.64	134.59	96.48	98.93	1,316.28
2010	98.23	113.03	134.55	139.75	121.56	152.79	139.33	180.08	160.27	158.58	167.75	151.88	1,717.80
2011	171.89	131.01	144.73	160.28	185.57	170.30	157.83	137.34	139.25	135.26	137.58	117.98	1,789.02
2012	112.77	108.16	110.15	110.62	111.76	186.92	141.80	163.02	72.61	134.45	161.72	175.64	1,589.62
2013	164.38	146.44	142.20	145.50	142.80	124.28	97.54	94.88	109.18	103.89	93.63	85.58	1,450.30
2014	85.93	86.42	87.69	97.98	125.16	108.77	144.13	120.58	98.47	114.24	102.38	107.72	1,279.47
2015	89.83	63.29	89.61	87.98	64.58	50.44	70.24	51.81	37.52	33.59	30.08	30.07	699.04
2016	30.64	38.22	36.18	26.75	28.85	34.75	32.22	33.35	23.61	26.72	29.06	31.03	371.38
2017	25.7	35.61	28.01	23.74	32.89	38.88	31.35	39.17	34.97	35.18	35.9	30.94	392.34
2018	40.13	23.75	34.02	35.14	39.33	42.3	31.46	43.72	38.41	37.23	35.01	31.7	432.20
2019	38.5	31.43	38.88	47.10	47.95	27.52	54.21	65.54	52.22	48.53	47.46	38.97	538.31
2020	33.11	23.96	37.75	38.84	68.02	54.59	77.21	59.61	62.09	51.36	93.76	34.66	634.96
2021	62.14	65.22	46.43	96.87	69.61	96.94	91.63	56.41	120.17	121.64	87.7	85.52	1,000.28
2022	68.37	81.29	92.93	110.89	112.75	115	78.14	79.49	131.9	119.22	93.76	138.36	1,222.10
2023	108.02	142.18	195.09	128.58	88.51								662.38

**DOUBLE EAGLE WATER SYSTEM  
WATER SOLD/PROVIDED  
ACRE FEET**

YEAR	JAN	FEB	MAR	APR	MAY	JUN	JUL	AUG	SEP	OCT	NOV	DEC	TOTAL
2003	103.16	118.81	92.16	100.16	106.02	121.98	117.48	118.48	96.98	96.27	117.92	65.14	1,255
2004	77.06	132.54	98.28	113.37	95.77	156.29	95.71	102.28	75.52	133.76	82.88	78.70	1,242
2005	95.53	53.68	62.88	76.56	70.95	68.86	107.91	88.42	76.59	66.83	88.31	60.69	917
2006	68.06	68.09	64.04	74.07	54.60	73.13	70.56	65.77	63.28	71.94	70.15	67.72	811
2007	63.47	71.20	43.33	64.06	81.36	83.03	80.18	72.46	89.35	38.88	49.77	115.89	853
2008	73.31	54.99	170.85	58.17	113.89	87.58	112.17	93.30	54.07	113.46	87.57	0.00	1,019
2009	133.68	134.89	193.91	128.57	124.42	147.29	149.87	144.41	403.39	204.34	216.64	205.47	2,187
2010	166.20	147.23	156.74	206.90	262.81	159.74	235.21	209.27	261.26	289.04	249.98	202.71	2,547
2011	273.88	296.83	197.17	305.62	293.17	356.46	306.39	341.59	373.96	299.28	332.79	115.34	3,492
2012	70.53	108.07	365.95	127.64	147.59	169.53	110.81	151.82	168.33	94.88	158.73	145.76	1,820
2013	304.62	105.90	114.03	89.49	91.59	72.45	66.60	67.58	58.66	52.40	62.94	49.32	1,136
2014	60.02	54.78	73.24	66.94	80.62	76.05	68.73	80.55	75.86	58.67	67.36	63.32	826
2015	59.07	47.81	31.75	28.16	38.17	18.94	17.79	19.48	17.51	11.21	9.04	8.54	307
2016	11.61	8.13	9.02	7.07	5.58	4.20	7.95	6.37	7.11	4.21	3.57	3.61	78
2017	4.28	4.14	3.55	4.95	3.85	8.38	7.79	4.46	4.83	3.69	4.76	7.98	63
2018	6.59	9.34	3.65	6.59	7.74	7.76	11.90	10.94	10.64	4.89	8.53	4.29	93
2019	8.82	6.04	3.21	5.81	9.53	6.98	9.20	9.01	13.52	11.29	9.57	11.67	105
2020	8.15	8.88	6.63	7.80	8.57	11.79	12.75	11.66	9.38	8.64	8.64	11.87	115
2021	4.34	2.25	8.89	9.73	16.09	8.99	13.45	7.96	8.14	6.35	18.20	7.44	111.83
2022	4.86	4.86	7.35	8.99	11.39	11.67	13.44	12.63	11.79	7.41	8.69	5.88	108.96
2023	9.35	7.06	7.84	10.60	8.74								43.59

Note: Free Stock Included

17

\*\* Number includes Paying Livestock/Free Livestock/Gov Domestic/Comm Domestic/Industrial/WIPP



# WASTEWATER TREATMENT PLANT REPORT MAY 2023

<b>Wastewater:</b>	<b>Current Month</b>	<b>Previous Month</b>	<b>Calendar Year to Date</b>
Total Effluent Discharge to Pecos River (Acre Ft.)	166.59	162.53	827.88
Treated Reuse Delivered to Mun. Golf Course (Acre Ft.)	55.78	55.79	164.69
Treated Reuse Sold to Rockhouse Ranch (Acre Ft.)	1.15	0.20	53.95
WWTP Irrigation Meter (Acre Ft.)	1.11	0.86	2.84
<b>Total Reuse Pumped</b>	<b>58.04</b>	<b>56.85</b>	<b>221.48</b>
After Hours Control Panel Alarms	0	0	8
KWH Consumed                    179,040-125840x160=	179,040	169,120	808,320
NPDES Permit Violations	10	0	10
Sodium Hydrochloride for Reuse (Gallons)	550	330	1,006


<b>Septage Disposal Report:</b>	<b>Current Month</b>	<b>Previous Month</b>	<b>Calendar Year to Date</b>
Total Number of Loads	176	152	\$840.00
Taxed Gallons                    233037.25 x \$.10	\$233,037.25	\$27,735.58	\$370,342.34
Taxed Manifest Books / \$30.00                    3 x \$30.00	\$90.00	\$180.00	\$690.00
Subtotal	\$23,393.73	\$27,915.58	\$161,298.82
5% Tax	\$1,169.69	\$1,395.78	\$8,064.98
Taxed Billing	\$24,563.41	\$29,311.36	\$169,363.78
Tax Exempt Gallons                    67407.50 x \$.10	\$67,407.50	\$4,749.75	\$100,764.00
Tax Exempt Manifest Books / \$30.00                    1 x \$30.00	\$30.00		\$180.00
Taxed Exempt Billing	\$67,437.50	\$4,869.74	\$100,943.99
Total Billing	\$92,000.91	\$34,181.10	\$270,307.77

<b>Biosolids:</b>	<b>Current Month</b>	<b>Previous Month</b>	<b>Calendar Year to Date</b>
Total Compost Produced (Cu. Yds.)	411.00	126.00	1,287.00
Amount of Sludge Sent to Compost Operation (Cu. Yds.)	248068.00	295213.00	1,323,528.94

<b>Wastewater Discharge Characteristics:</b>	<b>Current Month</b>	<b>Previous Month</b>	<b>Permit Limit</b>
Average Biochemical Oxygen Demand (Lbs./Day)	643.48	33.57	293.00
Average Total Suspended Solids (Lbs./Day)	304.47	56.21	1,051.00
Average Flow (Million Gallons/Day)	2.23	1.65	NA
E.Coli (30 Day Avg.)	24.28	1.03	126.00

**Remarks:**

---

  
**Matthew Warner, WW Superintendent**

# SEWER COLLECTIONS REPORT

## May 23

Calendar  
This Month   Previous Month   Year to Date

**Collection Lines:**

<b>Total Mileage of Main Line in System</b>			<b>139</b>
Line Extension (Ft.)	0	0	0
Line Replacement (Ft.)	26	28	91
Repairs on Main Lines	1	2	9
Main Line Stoppages	2	0	7
Number of Manholes and Cleanouts	0	0	0
Manholes Flushed	0	0	0
Manholes Repaired	1	1	6
Customer Service Repairs	1	1	5
Customer Complaints, All Other	5	4	33
Carlsbad Line Location Service	0	0	0
Double Eagle Line Location Service	0	0	0
Ft. Sewer Liner Cleaned/Rodded	6,900		14,250
Sewer Tap Inspections	0	0	0
Total No. of Customer Services	0	0	0
Total No. of New Cust. Services Installed	0	0	0

**Lift Stations:**

<b>Total in Service</b>			
Number of After-Hour Control Panel Alarms	0	8	14
Number of Repairs	0	0	0
KWH Consumed, Primary Lift Station	59680	53,440	311,200
KWH Consumed, All Other Lift Stations	11415	11,905	59,229


*[Signature]* 6-1-23

**EFFLUENT DISCHARGE TO PECOS RIVER  
ACRE / FEET**

YEAR	JAN	FEB	MAR	APR	MAY	JUN	JUL	AUG	SEP	OCT	NOV	DEC	TOTAL
2000	275.31	248.42	260.88	233.80	316.16	282.37	276.77	278.69	311.94	258.03	349.52	325.73	3,417.62
2001	272.21	204.60	217.67	191.40	142.09	236.98	244.68	224.77	225.64	195.79	254.84	265.78	2,676.45
2002	266.35	232.01	263.62	256.99	225.81	190.74	250.02	214.79	206.30	244.07	207.28	239.84	2,797.82
2003	195.98	143.44	168.79	155.94	169.64	151.16	185.64	183.40	174.65	209.24	209.88	236.34	2,184.10
2004	232.32	213.56	223.88	291.51	274.82	213.81	209.05	186.17	199.53	241.73	280.59	208.26	2,775.23
2005	184.13	164.12	178.11	168.66	206.41	168.17	167.37	181.58	157.77	173.60	147.12	169.92	2,066.96
2006	141.87	127.02	172.99	140.40	140.92	169.70	174.86	188.76	197.39	185.97	178.88	182.23	2,000.99
2007	175.29	153.32	169.55	166.88	207.94	153.26	271.96	303.14	316.00	351.48	364.76	305.84	2,939.42
2008	259.44	239.22	252.53	246.40	228.69	180.08	206.35	210.09	240.35	261.89	258.89	171.21	2,755.14
2009	358.99	231.11	189.22	175.11	196.47	196.37	167.43	158.99	147.30	182.56	165.29	186.18	2,355.02
2010	179.80	164.40	171.85	172.47	136.28	138.37	220.04	174.07	196.08	190.49	192.02	181.35	2,117.22
2011	177.75	161.00	153.44	128.22	131.87	132.52	140.71	144.86	149.98	149.77	158.14	176.47	1,804.73
2012	177.26	133.35	158.96	132.17	197.54	139.17	163.09	149.43	143.97	124.39	140.86	183.20	1,843.39
2013	174.54	155.21	161.36	131.65	121.07	133.60	175.46	164.14	177.28	206.07	240.30	209.81	2,050.49
2014	210.63	150.47	156.04	153.06	160.67	157.52	218.21	280.09	284.34	255.76	244.57	224.53	2,495.89
2015	251.82	212.71	212.94	169.98	208.69	201.13	216.44	237.77	198.80	221.07	202.61	233.28	2,567.24
2016	250.84	215.81	203.86	199.36	220.94	213.33	202.97	238.61	251.05	230.03	217.11	202.17	2,646.08
2017	226.02	195.23	190.92	172.18	121.62	114.39	132.83	166.44	166.80	172.02	164.66	171.59	1,994.70
2018	180.72	134.33	132.78	116.31	115.83	119.59	129.91	152.77	160.73	184.72	166.96	175.48	1,770.13
2019	187.77	147.18	151.39	141.14	122.93	147.25	156.34	163.47	171.70	196.57	190.31	181.66	1,957.71
2020	171.87	152.55	144.74	108.70	129.17	128.14	127.36	133.91	137.49	147.44	150.85	168.11	1,700.33
2021	176.88	166.70	155.81	141.66	147.77	138.68	213.38	233.23	213.59	229.06	205.63	201.46	2,223.85
2022	215.85	180.58	165.29	88.93	133.36	132.40	154.29	155.42	159.82	200.87	194.49	193.65	1,974.95
2023	195.33	175.90	127.53	162.53	166.59								827.88

**EFFLUENT REUSE  
ACRE / FEET**

YEAR	JAN	FEB	MAR	APR	MAY	JUN	JUL	AUG	SEP	OCT	NOV	DEC	TOTAL
2000	0.00	0.00	0.00	0.00	0.00	0.00	0.00	0.00	0.00	0.00	0.00	0.00	0.00
2001	0.00	0.00	0.00	0.00	0.00	0.00	0.00	0.00	0.00	0.00	0.00	0.00	0.00
2002	0.00	0.00	0.00	0.00	0.00	0.00	0.00	0.00	0.00	0.00	0.00	0.00	0.00
2003	0.00	0.00	0.00	0.00	0.00	0.00	0.00	0.00	0.00	0.00	0.00	0.00	0.00
2004	18.94	15.45	17.52	25.36	40.46	43.55	50.58	38.81	31.31	20.14	7.82	8.08	318.02
2005	6.96	5.99	14.35	35.49	31.91	43.54	45.14	30.45	37.52	25.95	25.12	20.74	323.16
2006	22.68	22.17	23.21	37.40	49.95	99.47	207.81	72.92	23.20	34.28	20.50	17.75	631.34
2007	13.63	13.91	24.14	31.79	27.52	49.34	36.59	38.53	32.68	25.42	12.77	13.64	319.96
2008	15.06	20.54	21.83	41.29	46.49	48.50	35.56	40.95	22.85	38.63	26.92	7.18	365.80
2009	16.77	20.71	26.54	40.51	39.84	41.08	44.08	51.38	49.33	43.70	27.62	11.71	413.27
2010	16.58	8.89	23.08	31.79	62.07	61.63	15.10	49.33	28.02	29.55	21.36	18.51	365.91
2011	14.69	8.13	38.05	54.54	56.44	52.72	55.45	50.42	49.73	44.67	23.78	7.38	456.00
2012	5.82	10.40	24.91	46.25	37.18	50.67	42.51	59.86	50.03	26.67	15.56	8.15	378.01
2013	8.68	7.48	21.68	38.81	58.76	53.68	37.15	36.50	21.42	29.52	12.20	14.36	340.24
2014	19.88	23.44	34.05	32.20	47.27	54.26	67.18	45.85	21.00	32.05	19.69	28.04	424.91
2015	7.33	13.31	21.93	47.89	49.49	75.50	63.51	46.70	44.23	16.48	17.41	12.08	415.86
2016	7.43	17.65	41.85	42.00	37.41	34.82	53.26	35.94	29.90	29.75	21.56	18.97	370.54
2017	10.85	15.78	32.93	38.92	58.76	70.39	69.88	42.35	41.26	32.46	17.40	10.48	441.46
2018	25.29	45.73	62.15	81.04	88.81	83.84	93.81	74.15	55.54	42.74	34.22	15.62	702.94
2019	18.09	35.37	50.54	63.17	87.76	78.14	89.60	85.06	68.66	48.29	26.89	27.94	679.51
2020	28.16	29.07	40.67	66.70	70.90	67.84	77.07	74.77	58.73	42.58	23.60	10.88	590.97
2021	7.76	6.75	44.46	41.16	47.64	63.50	37.20	40.37	10.15	33.27	30.33	13.21	375.80
2022	6.81	14.04	38.29	48.19	67.72	82.38	70.77	77.47	75.39	27.51	15.31	14.71	538.59
2023	12.63	10.61	83.36	56.85	58.04								221.49

**CITY OF CARLSBAD**

**AGENDA BRIEFING MEMORANDUM**

Council Meeting Date: 06/27/2023

<b>DEPARTMENT:</b> Executive	<b>By:</b> John Lowe, City Administrator	<b>DATE:</b> 06/21/2023
<b>SUBJECT:</b> Proposal from Cambiar Consulting, LLC (Missi Currier) to provide professional lobbying services to support the City's agenda with a focus on the New Mexico (NM) Legislature		
<p><b>SYNOPSIS, HISTORY, AND IMPACT: (SAFETY AND WELFARE, FINANCIAL, PERSONNEL, INFRASTRUCTURE, ETC.)</b></p> <p>Cambiar is a public affairs, and communications firm that provides a full range of services. Cambiar Consulting will: assist the City in creating and presenting a consistent, vetted message representing the city at the local, regional and state level and to necessary and relevant stakeholders throughout the legislative interim, regular legislative session and, as necessary, special legislative sessions..</p> <p>This agreement is for one year from July 1, 2023 to June 30, 2024. This agreement can be terminated by either the City or Cambiar, with or without cause, with a 30-day written notice.</p> <p>Cambiar will be compensated \$4,800 plus applicable tax per month.</p>		
<b>DEPARTMENT RECOMMENDATION:</b> If it is the pleasure of the City Council, it is recommended the proposal with Cambiar Consulting be approved.		
<b>BOARD/COMMISSION/COMMITTEE ACTION:</b>		
<input type="checkbox"/> P & Z	<input type="checkbox"/> Lodgers Tax Board	<input type="checkbox"/> Cemetery Board
<input type="checkbox"/> Museum Board	<input type="checkbox"/> San Jose Board	<input type="checkbox"/> Water Board
<input type="checkbox"/> Library Board	<input type="checkbox"/> N. Mesa Board	<input type="checkbox"/> _____ Committee
		} <input type="checkbox"/> APPROVED } <input type="checkbox"/> DISAPPROVED
<b>Reviewed by:</b> City Administrator: /s/John Lowe		<b>Date:</b> 06/22/2023

Attachments: Cambiar Proposal



**New Mexico Governmental Affairs & Regulatory Services for  
City of Carlsbad, New Mexico**

**June 19, 2023**

**Cambiar Consulting, LLC  
PO Box 8319  
Santa Fe, NM 87504  
575.361.1313 or 405.250.9555**

## **OBJECTIVE**

Facilitate a multi-phase approach to ensuring regional and state government and regulatory support for City of Carlsbad, New Mexico.

## **ABOUT CAMBIAR CONSULTING, LLC**

Cambiar Consulting is a leading public, government and regulatory affairs and communications firm in New Mexico. Cambiar Consulting crafts and executes the strategies that will assist in the City of Carlsbad's continued and growing success.

Cambiar Consulting was founded and run by New Mexicans who understand the state's political climate, complexities and opportunities to build relationships and business wins throughout the state. Your core team of New Mexico principles have over 40 years of collective experience working in local, regional and state politics and regulatory expertise. Our team continuously delivers high-profile wins in New Mexico across a broad spectrum of complicated issues, including numerous regulatory and legislative wins for companies and local entities focusing on taxes, capital outlay, transmission, extractive industries, agriculture, education, and many other issues.

In an increasingly complicated landscape, Cambiar Consulting assists clients navigate public policy and communication challenges, neutralize opposition, and increase public perception and support for your projects. Our team has the experience to bring natural resources, land use, energy, transportation, and tax issues to successful legislative resolution and beyond. Working with the full suite of Cambiar Consulting services and resources, the company creates the environment for success for our clients, offering custom-tailored strategies that match the nuance of the project and advance business objectives. Our services include, but are not limited to:

- Government, Regulatory and Public Affairs
- Communications and Media Relations
- Coalition Building and Stakeholder Engagement
- Federal, State, and Local Lobbying
- Targeted Digital Advocacy and Marketing
- Public Opinion Research

## **SCOPE OF SERVICES**

With City of Carlsbad's importance to the sustainability of New Mexico, Cambiar Consulting offers the following potential:

### **Governmental and Regulatory Affairs and Services:**

- Assist in creating and presenting a consistent, vetted message to ensure Cambiar Consulting is prepared to represent the client at the local, regional and state level and to necessary and relevant stakeholders throughout the legislative interim, regular legislative session, and, as necessary, special legislative sessions;
- Engage in lobbying the New Mexico Legislature, Governor, and relevant state agencies to achieve passage or oppose priority legislation and regulatory proposals as directed by City of Carlsbad;
- Research legislative, regulatory and executive branch issues as necessary in support of City of Carlsbad's objectives;
- Arrange meetings and meet-and-greets with key legislative and executive officials at the local, regional and state levels.

### **THE INVESTMENT**

To ensure the full suite of governmental affairs and regulatory offerings, the investment will be \$4,800 per month plus the appropriate tax and applicable, approved expenses.

### **ACCOUNT LEADS**

#### **MISSI CURRIER, Ph.D.**

*Owner/Principal*

Missi brings an array of experiences and passions to her clients as the cofounder of Cambiar Consulting. She has over 15 years of experience and success in community development, governmental affairs, and strategic communications.

Prior to co-founding Cambiar Consulting, Missi served as the president and CEO of the Economic Development Corporation of Lea County, where she worked to recruit, retain and diversify economic-based industries and continuing to improve quality of life throughout the region. In addition, she has worked for XTO Energy, a subsidiary of ExxonMobil, Nuclear Waste Partnership, the managing and operating partner of the Waste Isolation Pilot Plant (WIPP), Texas Tech University, and Texas Tech University System. Her professional career has allowed her to focus on a multitude of topics all concentrated on moving communities and relationships forward in positive, enriching ways.

Missi earned a Doctor of Philosophy, Master of Science, and Bachelor of Science all in agricultural communications from Texas Tech University.

#### **MATT THOMPSON**



### *Owner/Principal*

Matt Thompson has spent more than 25 years representing energy companies and trade associations at the state and federal levels. He has focused on developing pragmatic energy policies that emphasize the importance of the industry to the economy and individuals' quality of life, while protecting the environment and sustaining communities.

Matt joined Missi in co-founding Cambiar after more than a decade of governmental affairs experience in New Mexico, Texas and Oklahoma for Apache Corporation and Occidental Petroleum. Prior to that he served as the VP Government Relations for the Oklahoma Petroleum Association, and Director of Corporate Affairs for Diamondback Energy.

Originally from Oklahoma, and a proud University of Oklahoma graduate, Matt served in the U.S. Air Force and Oklahoma Air National Guard before beginning his career in government relations. He is fortunate to now reside in New Mexico, where he focuses his lobbying efforts.

**CITY OF CARLSBAD**  
**AGENDA BRIEFING MEMORANDUM**

**COUNCIL MEETING DATE: 06.27.23**

<b>DEPARTMENT:</b> Water	<b>BY:</b> Ivan M. Abell Director of Utilities	<b>DATE:</b> 06.19.23
--------------------------	---	-----------------------

**SUBJECT:** Request for water service outside City limits.

**SYNOPSIS, HISTORY and IMPACT** (SAFETY AND WELFARE/FINANCIAL/PERSONNEL/INFRASTRUCTURE/ETC.):  
 Donna Davis has submitted a request for water service outside City limits for a property at 217-2 Grassburr Lane. This request was presented to the Board of Water and Sewer Commissioners at their monthly meeting held on May 18, 2023. The Board recommended approval of this request pursuant to Resolution 96-22, "A Resolution Establishing a Policy Regarding Service of Water Outside City Limits" and Resolution 2003-50, "A Resolution Amending Resolution NO. 96-22" and Resolution 2007-63, "A Resolution Amending Resolution NOS. 96-22 and 2003-50". Upon successful negotiation of an agreement/contract the Mayor and/or City Administrator are authorized to execute all documents necessary to implement the terms of the agreement/contract. This request is presented to the Governing Body for its consideration.

**DEPARTMENT RECOMMENDATION:**  
 The Water Department recommends approval of this request.

- BOARD/COMMISSION/COMMITTEE ACTION:**
- |  |  |  |                                      |
|--|--|--|--------------------------------------|
| <input type="checkbox"/> P & Z         | <input type="checkbox"/> Lodgers Tax Board | <input type="checkbox"/> Cemetery Board  | <input type="checkbox"/> APPROVED    |
| <input type="checkbox"/> Museum        | <input type="checkbox"/> San Jose Board    | <input type="checkbox"/> Water Board     | <input type="checkbox"/> DISAPPROVED |
| <input type="checkbox"/> Library Board | <input type="checkbox"/> N. Mesa Board     | <input type="checkbox"/> _____ Committee |                                      |

**Reviewed by**  
**City Administrator:** /s/John Lowe **Date:** 06/22/2023

ATTACHMENTS: Request for Water Service Outside City Limits.

# City of Carlsbad


## Inter-Office Memorandum

---

Dale Janway, Mayor

John Lowe, City Administrator

**TO:** John Lowe, City Administrator

**FROM:** Ivan M. Abell, Director of Utilities  Digitally signed by Ivan M. Abell  
DN: cn=Ivan M. Abell, o=City of Carlsbad  
Reason: I am the author of this document  
Date: 2013.08.19 11:30:56-0700  
PKCS#7 Edition: 1.2.1

**DATE:** 05-08-23

**RE:** Request for water service outside City limits

---

Donna Davis has submitted an application for water service outside City limits. The water will be used to serve a property that is listed as Lot 2 on the attached plat. This property is located outside City limits and outside the La Huerta Water Serving District. The application and a map of the property are attached.

APPLICATION FOR CITY WATER SERVICE

OUTSIDE OF CITY LIMITS

PROPERTY OWNER

Applicants' Name: Donna Davis

Mailing Address: 1027 N. Edwards

Carlsbad, N.M. 88220

Home Telephone: 575-302-6195 Business Telephone: 575-887-1784

Location of Water Service: 217-2 & 217-3 Grassbur Lane

PROPERTY DESCRIPTION

Legal Description: Subdivision Prater Summary Lot: #2 #3 Block: \_\_\_\_\_  
(If not in subdivision, Attach legal description.) Subdivision

Lot size: #2 - 1.20 acres & #3 - 1.56 acres

Residential  Commercial

Structures:

Residence Sq. Footage: \_\_\_\_\_

Business Sq. Footage: \_\_\_\_\_

Land only  
# Employees: \_\_\_\_\_

Current Water Services:

No Service  Water Co-op Name of Co-op: \_\_\_\_\_

Private Well

Anticipated Water Usage 5,000 gal./month

Water Rights N/A acre feet  Type of Rights: \_\_\_\_\_

Meter size requested:  5/8"  1"  Other, specify \_\_\_\_\_

Reason for wanting City water: To build or develop

Signature: Donna S. Davis Date: 5-1-23

Chris Prater will be at meeting to take my place.

FOR OFFICE USE ONLY	
Acreage: _____	Costs
Main line footage: _____	Main Line: \$ _____
	Tap & Meter: \$ _____
	Water Rights: \$ _____
	TOTAL: \$ _____



### PRATER SUMMARY SUBDIVISION

A SUMMARY REVIEW SUBDIVISION (BEING A TYPE 3 CONTAINING 5 OR LESS PARCELS OR A TYPE 3 CONTAINING 24 OR LESS PARCELS), OF TRACT A1 OF THE DAVIS/SHOTT LINE ADJUSTMENT 2 (FILED IN CABINET 6, SLIDE 154-1, OF THE EDDY COUNTY MAPPING RECORDS), THE PERIMETER BEING DESCRIBED AS FOLLOWS:

BEGINNING AT THE SOUTHWEST CORNER OF LOT 6, OF THE DAVIS FAMILY LAND DIVISION; THEN N00°40'47"W, ALONG THE WEST LINE OF SAID LOT LINE, FOR 624.59 FEET, TO THE NORTH LINE OF DAVIS/SHOTT LINE ADJUSTMENT; THEN S89°17'02"W, ALONG THE NORTH LINE, FOR 137.46 FEET; THEN S00°07'57"W FOR 142.38 FEET; THEN N89°58'38"W FOR 155.56 FEET; THEN N00°45'13"W FOR 140.36 FEET, TO THE NORTH LINE OF CALLED LINE ADJUSTMENT; THEN S89°17'35"W, ALONG THE NORTH LINE OF CALLED LINE ADJUSTMENT, FOR 471.99 FEET, TO THE EAST R.O.W. OF THE RAILROAD; THEN S13°00'13"E, ALONG THE EAST R.O.W., FOR 106.08 FEET; THEN THRU A CURVE TO THE RIGHT 225.14 FEET (RADIUS 2903.89 FEET), ALONG THE CALLED EAST R.O.W., WITH A CHORD THAT BEARS S10°58'23"E FOR 225.09 FEET, TO THE CENTER OF THE C.L.D. EAST MAIN CANAL; THEN S61°35'09"E, ALONG THE CENTER OF SAID CANAL, FOR 106.08 FEET; THEN THRU A CURVE TO THE LEFT ALONG SAID CENTER LINE 180.88 FEET (RADIUS 1356.08 FEET), WITH A CHORD THAT BEARS S65°57'23"E FOR 180.74 FEET; THEN S70°14'11"E, ALONG SAID CENTER LINE, FOR 434.44 FEET; THEN THRU A CURVE TO THE RIGHT ALONG SAID CENTER LINE 43.28 FEET (RADIUS 1058.39 FEET), WITH A CHORD THAT BEARS S67°10'03"E FOR 43.28 FEET, BACK TO THE POINT OF BEGINNING, CONTAINING ±7.58 ACRES.



*Donna S. Davis*  
DONNA S. DAVIS  
OWNERS STATEMENT AND AFFIDAVIT

STATE OF NEW MEXICO

COUNTY OF EDDY

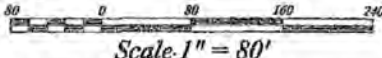
THE ABOVE SIGNED BEING FIRST DULY SWORN ON OATH, STATE AS THE OWNERS AND PROPRIETORS WE HAVE OF OUR OWN FREE WILL AND CONSENT CAUSED THIS PLAT WITH ITS TRACT TO BE PLATTED. THE PROPERTY DESCRIBED ON THIS PLAT LIES WITHIN THE PLATTING JURISDICTION OF EDDY COUNTY AND CARLSBAD PLATTING AND PLANNING AREA SUBSCRIBED, SWORN TO AND ACKNOWLEDGED BEFORE ME THIS 31 DAY OF NOVEMBER 2018.

BY Donna Davis  
STATE OF NEW MEXICO

*Sylvia Jackson*  
NOTARY PUBLIC



LEGEND	
CORNER FOUND AS NOTED	FENCE LINE
SET IN REPAIR, CAP 20251	NEW & OLD EASEMENTS
MEASURED BEARING RECORDED BEARING	LAND LINE
MEASURED DISTANCE RECORDED DISTANCE	



APPROVAL BY THE CITY PLANNING COMMISSION  
THIS IS TO CERTIFY THAT THIS PLAT HAS BEEN INSPECTED AND APPROVED BY THE PLANNING COMMISSION, OR ITS DESIGNEE, OF THE CITY OF CARLSBAD, COUNTY OF EDDY, STATE OF NEW MEXICO ON THIS 14th DAY OF November, 2018.

THIS A SUMMARY REVIEW SUBDIVISION (A TYPE 3 OR A TYPE 3 WITH 5 OR LESS PARCELS) TO EDDY COUNTY, NEW MEXICO, AS PROVIDED IN ARTICLE 8 SECTION 6.1 OF THE SUMMARY REVIEW PROVISIONS OF THE EDDY COUNTY MAPPING REGULATION.

ENTITLEMENT EXEMPTION FILED ON THE 3rd DAY OF December, 2018 A.D. IN BOOK 1117 PAGE 430 OF THE RECORD.



APPROVED AND ACCEPTED BY THE EDDY COUNTY BOARD OF COMMISSIONERS ON THIS 27th DAY OF November, 2018.  
ATTEST: *John Wain*  
COUNTY CLERK

- NOTES AND OBSERVATIONS:
1. WATER IS BY THE CITY OF CARLSBAD, SEWER IS SEPTIC, AND ELECTRIC IS IN AN EASEMENT ACROSS THE PROPERTY THE PROPERTY.
  2. THE ROAD IS OF TAR AND GRAVEL SURFACE.
  3. THE SUBJECT PROPERTY LIES IN THE PLATTING AND PLANNING AREA FOR THE CITY OF CARLSBAD.
  4. LOTS SIZES ARE:  
LOT 1—±1.48 ACRES    LOT 2—±1.20 ACRES    LOT 3—±1.56 ACRES  
LOT 4—±1.40 ACRES    LOT 5—±1.24 ACRES
  5. THE SUBJECT PROPERTY LIES IN FLOOD PLANE "X", WHERE AREAS ARE DETERMINED TO LIE OUTSIDE THE 0.2% CHANCE ANNUAL FLOODPLAIN, ACCORDING TO THE FIRM 38015C055 D, WITH AN EFFECTIVE DATE OF JUNE 4, 2010.
  6. THERE ARE NO LOTS BEING CREATED FOR PARKS, SCHOOLS, CHURCHES, OR INDUSTRY; THERE ARE NO PARCELS BEING DEDICATED TO PUBLIC FOR THIS PLAT.
- BASIS OF BEARINGS AND DISTANCES:
1. BEARINGS SHOWN HEREIN ARE REFERENCED TO THE DAVIS/SHOTT LINE ADJUSTMENT 2 OF RECORD IN CABINET 6, SLIDE 154-1 OF THE EDDY COUNTY MAPPING RECORDS.
  2. AREAS AND DISTANCES ARE SURFACE MEASUREMENTS. THE DISTANCES ARE MEASURED IN THE US SURVEY FOOT AND DISTANCES ARE SURFACE DISTANCES.
  3. ALL MEASUREMENTS WERE MADE ON MARCH 13, 2015.

MELVIN R. PYEATT, JR., A NEW MEXICO REGISTERED PROFESSIONAL SURVEYOR, CERTIFY THAT I AM RESPONSIBLE FOR THIS SURVEY, AND THAT THIS SURVEY IS TRUE AND CORRECT TO THE BEST OF MY KNOWLEDGE AND BELIEF. THIS SURVEY AND PLAT MEET THE MINIMUM STANDARDS FOR SURVEYING IN NEW MEXICO.



MELVIN R. PYEATT, JR., 423 W. GREENE ST. SUITE 1, CARLSBAD, N.M., 86202, CERTIFICATE NO. 20251, TELE. 609-9827, FAX 609-9807

STATE OF NEW MEXICO, COUNTY OF EDDY, I HEREBY CERTIFY THAT THIS INSTRUMENT WAS FILED FOR RECORD ON THIS 31st DAY OF NOVEMBER, 2018.  
Recorded: 12/03/2018 02:28 PM Fee: \$25.00  
Eddy County, New Mexico - Robba Not Nemo, County Clerk

**R&R SURVEYING LLC**  
A LAND SURVEYING COMPANY  
SERVING CARLSBAD AREA FOR 20+ YEARS

INHERING INFO, FOR CO. CLERK

SEC. 15	T 21 N	R 27 E	N.M.P.M.
SUBDIVISION: PRATER SUMMARY SUBDIVISION			
OWNER: DONNA S. DAVIS			
CITY: CARLSBAD			
COUNTY: EDDY			
STATE: NEW MEXICO			
DATE: MAY 25, 2017			
ADDRESS: YES			
AREA: ±7.58 ACRES			

22 x 17

RESOLUTION NO. 2007-63

A RESOLUTION AMENDING RESOLUTION NOS. 96-22 AND 2003-50  
REGARDING SERVICE OF CITY WATER OUTSIDE THE CITY LIMITS

WHEREAS, Resolution Nos. 96-22 and 2003-50 have been adopted by the Governing Body of the City of Carlsbad to establish a policy regarding service of City water outside the City limits; and

WHEREAS, it is now the desire of the Governing Body to amend said policy.

NOW, THEREFORE, BE IT RESOLVED BY THE GOVERNING BODY OF THE CITY OF CARLSBAD that the policy for service of City water outside the City limits, adopted pursuant to Resolution Nos. 96-22 and 2003-50 and attached hereto and incorporated by reference, are amended to alter the water usage charges for non-City consumers within Section 1(d) from four times the City consumer rate to two and one-half times the City consumer rate. This change shall become immediately effective upon adoption subject to such future revision or amendment as the Governing Body may deem appropriate from time to time.

APPROVED, PASSED, AND ADOPTED this 11th day of December, 2007

  
\_\_\_\_\_  
Mayor

ATTEST:

  
\_\_\_\_\_  
City Clerk

Res

RESOLUTION NO. 2003-50


**A RESOLUTION AMENDING RESOLUTION NO. 96-22 REGARDING  
SERVICE OF CITY WATER OUT SIDE THE CITY LIMITS**

WHEREAS, Resolution No. 96-22 was adopted by the Governing Body of the City of Carlsbad on May 28, 1996 to establish a policy regarding service of City water outside the City limits; and

WHEREAS, it is now the desire of the Governing Body to amend said policy.

NOW, THEREFORE, BE IT RESOLVED BY THE GOVERNING BODY OF THE CITY OF CARLSBAD that the policy for service of City water outside the City limits, adopted pursuant to Resolution 96-22 and attached hereto and incorporated by reference, is amended by the addition of a new paragraph 17 and shall become immediately effective upon adoption subject to such future revision or amendment as the Governing Body may deem appropriate from time to time.

APPROVED, PASSED, AND ADOPTED this 14th day of October, 2003.



\_\_\_\_\_  
Mayor Pro Tem

ATTEST:



\_\_\_\_\_  
City Clerk



RESOLUTION NO. 96-22

**RESOLUTION ESTABLISHING A POLICY  
REGARDING SERVICE OF CITY WATER  
OUTSIDE THE CITY LIMITS**

WHEREAS, the City of Carlsbad owns and operates a municipal water system supplying potable water to residences and businesses within the incorporated boundaries of the municipality and also within the boundaries established by the LaHuerta Water Cooperative purchase agreement; and

WHEREAS, it has been the long-standing policy of the Board of Water and Sewer Commissioners and the City Council that municipal water not be furnished outside the incorporated boundaries of the municipality or outside the boundaries defined in the LaHuerta Water Cooperative Purchase Agreement; and

WHEREAS, it is now considered to be in the best interest of the City to furnish domestic water to non-City residences and businesses which have been adversely impacted by drought or otherwise financially impaired by the unavailability of a dependable source of potable water; and


WHEREAS, the City of Carlsbad Board of Water and Sewer Commissioners have approved and recommended to the City Council a policy regarding the service of City water outside the city limits.

NOW, THEREFORE, BE IT RESOLVED by the Governing Body of the City of Carlsbad that the policy regarding service of City water outside the city limits, attached hereto and incorporated by reference, shall become immediately effective upon adoption, subject to such future revision or amendment as the Governing Body may deem appropriate from time to time.

INTRODUCED, APPROVED, PASSED AND ADOPTED this 28th day of May, 1996.

  
\_\_\_\_\_  
Mayor

ATTEST:

  
\_\_\_\_\_  
City Clerk

## POLICY REGARDING SERVICE OF CITY WATER

### OUTSIDE THE CITY LIMITS

Upon written application and after recommendation by the Board of Water and Sewer Commissioners and approval by the Governing Body of the City of Carlsbad, municipal water for domestic purposes only may be furnished to non-City residential and business consumers. Such non-City water services approved, if any, shall be on the basis of written contract subject but not necessarily limited to the terms and conditions specified hereinafter.

#### Non-City Consumers

1. The following charges shall apply to all non-City consumers:
  - a. For main service line, a one-time charge of the higher of either
    - i. \$8.00 per abutting foot adjusted for inflation at a rate of 3% per year beginning January 1, 1997; the City, at its sole discretion, may vary this per abutting foot charge for irregularly shaped or non-abutting lots; or
    - ii. The actual cost of installation.
  - b. The actual cost of time, materials and equipment for installation of water tap and meter with a minimum charge of \$150.00
  - c. A water deposit in the amount of \$180.00
  - d. Minimum and excess water usage charges shall be four times the rates of City consumers.
2. To offset the consumptive impact to the City's water supply, each non-City consumer, prior to receiving City water, shall:
  - a. Irrevocably deed and transfer to the City a minimum of three acre feet of Capitan water rights for each acre or fraction of an acre to be served by City water; or
  - b. Pay a one-time water rights acquisition fee of \$2,500 per acre or fraction of an acre to be served by City water if the City, at any time prior to the final transfer of water rights described in subparagraph 2(a) above, determines at its sole discretion that such transfer is not in its best interest; or
  - c. Pay a one-time water rights acquisition fee of \$2,500 per acre or fraction of an acre to be served by City water if the City determines at its sole discretion that in lieu of water rights, such fee is in its best interest.
3. The maximum meter size that may be installed for a non-City consumer's use is a one inch meter, except that the City Administrator may approve installation of a larger meter if necessary to ensure adequate service.
4. Should the City, at its sole discretion, determine at any time that rationing of the municipal water supply is prudent or necessary, the City may without prior notice terminate water service to non-City consumers or impose other conservation measures.
5. City water provided to non-City consumers shall be utilized only for domestic purposes as herein defined and only in and upon the premises described in the written water service contract. Delivery, sale or transference of City water by one non-City consumer to any other person or premises shall be cause for immediate termination of City water service without prior notice.

6. City water shall not be provided to any non-City consumer:
  - a. whose property is served by or connected to any other water cooperative or water company or
  - b. whose property is capable of being served by or connected to any other water cooperative or water company within six months of the date of written application to the City.
7. The City may agree to amortize the costs incurred pursuant to paragraphs 1(a), 1(b) and 2(b) above at an interest rate of 10% A.P.R. for a definite period not to exceed 5 years.
8. Failure to pay by the 10th of the month following billing shall result in termination of water service without prior notice until all outstanding balances are paid in full.
9. Non-City consumers will be responsible for the full cost of all service lines on their side of the water meter including the installation of a backflow prevention mechanism which meets the approval of the City Water Department. Water service will not be furnished under any circumstances until such backflow prevention mechanism is installed and approved. Further, water service will not be furnished until the City determines to its satisfaction that all previous connections to wells or other water sources have been disconnected and isolated from the system that will deliver City water from the water meter to the non-City consumer's residence or business.
10. Non-City consumers whose properties are annexed into the City limits shall upon the first day of the month following annexation be entitled to the minimum and excess water usage charges established by the City for City consumers. Further, a non-City consumer whose property is annexed shall be entitled to a rebate of that amount of their water deposit paid in excess of the water deposit imposed at that time upon City consumers. Such rebates shall not be made in cash but rather shall be applied as credit against future billings. Under no circumstances however, shall a non-City consumer whose property is annexed into the City, be eligible for a rebate or recapture of any portion of those costs incurred for installation of the water service or water rights acquisition fee.
11. Unless and until paid in full, all costs incurred pursuant to paragraphs 1(a), 1(b) and 2(b) shall be secured by a lien against the property with foreclosure as authorized by law in the event of non-payment.
12. Contracts entered into between the City and non-City consumers shall not be transferrable. Subsequent non-City consumers at the same location shall not be eligible for water service until a new contract has been properly executed.
13. If, at its sole discretion, the City deems it to be in its best interest, the City may refuse to provide water service to non-City water applicants or otherwise limit such service.
14. Non-City consumers whose properties are capable of being served by the City sewer system shall within 6 months after the City provides water be connected to the sewer. Failure to connect to the sewer as noted above will result in termination of water service without prior notice until such connection is made. Sewer charges for non-City consumers shall be in accordance with paragraph 1 (d) above.
15. All monies received by the City from non-City consumers as water rights acquisition fees pursuant to paragraphs 2(b) and 2(c) above shall be placed in the Water System Improvement Fund for water rights acquisition.
16. Should any portion of this Agreement be deemed to be void or unenforceable, the remainder of the Agreement will continue in full force and effect.

17. Notwithstanding any provision herein to the contrary, the Governing Body may, with regard to service of water outside the City limits to water cooperatives, establish by contract such terms and conditions, including the rate charged for water usage, as it deems appropriate, provided however, that in no case shall the water rates charged to such cooperatives be less than that charged to water users within the City limits.

## DEFINITIONS

City Limits: Those areas within the incorporated boundaries of the City of Carlsbad as changed from time to time.

LaHuerta Co-op Boundary: Those areas defined in the LaHuerta Co-op Purchase Agreement for which the City is obligated to furnish water.


City Consumer: All residential and commercial properties within the City limits or within the LaHuerta Co-op boundaries, currently or hereinafter provided water by the City of Carlsbad.

Non-City Consumer: All residential and commercial properties outside the City limits and outside the LaHuerta Co-op boundaries, requiring potable water for domestic purposes.

Domestic Water Use: Water used for household or other domestic use including irrigation of not more than one acre of noncommercial trees, lawn or garden.

**CITY OF CARLSBAD**  
**AGENDA BRIEFING MEMORANDUM**

**COUNCIL MEETING DATE:** 06.27.23

<b>DEPARTMENT:</b> Water	<b>BY:</b> Ivan M. Abell Director of Utilities 	<b>DATE:</b> 06.19.23
--------------------------	--	-----------------------

**SUBJECT:** Request for water service outside City limits.

**SYNOPSIS, HISTORY and IMPACT** (SAFETY AND WELFARE/FINANCIAL/PERSONNEL/INFRASTRUCTURE/ETC.):  
 Donna Davis has submitted a request for water service outside City limits for a property at 217-3 Grassburr Lane. This request was presented to the Board of Water and Sewer Commissioners at their monthly meeting held on May 18, 2023. The Board recommended approval of this request pursuant to Resolution 96-22, "A Resolution Establishing a Policy Regarding Service of Water Outside City Limits" and Resolution 2003-50, "A Resolution Amending Resolution NO. 96-22" and Resolution 2007-63, "A Resolution Amending Resolution NOS. 96-22 and 2003-50". Upon successful negotiation of an agreement/contract the Mayor and/or City Administrator are authorized to execute all documents necessary to implement the terms of the agreement/contract. This request is presented to the Governing Body for its consideration.

**DEPARTMENT RECOMMENDATION:**  
 The Water Department recommends approval of this request.

**BOARD/COMMISSION/COMMITTEE ACTION:**

<input type="checkbox"/> P & Z	<input type="checkbox"/> Lodgers Tax Board	<input type="checkbox"/> Cemetery Board	<input type="checkbox"/> APPROVED
<input type="checkbox"/> Museum	<input type="checkbox"/> San Jose Board	<input type="checkbox"/> Water Board	<input type="checkbox"/> DISAPPROVED
<input type="checkbox"/> Library Board	<input type="checkbox"/> N. Mesa Board	<input type="checkbox"/> _____ Committee	

**Reviewed by**  
**City Administrator:** /s/John Lowe **Date:** 06/22/2023

ATTACHMENTS: Request for Water Service Outside City Limits.

# City of Carlsbad

## Inter-Office Memorandum

---

Dale Janway, Mayor

John Lowe, City Administrator

**TO:** John Lowe, City Administrator

**FROM:** Ivan M. Abell, Director of Utilities

**DATE:** 05-08-23

**RE:** Request for water service outside City limits

---

Donna Davis has submitted an application for water service outside City limits. The water will be used to serve a property that is listed as Lot 3 on the attached plat. This property is located outside City limits and outside the La Huerta Water Serving District. The application and a map of the property are attached.

APPLICATION FOR CITY WATER SERVICE

OUTSIDE OF CITY LIMITS

PROPERTY OWNER

Applicants' Name: Donna Davis.
Mailing Address: 1027 N. Edwards
CARLSBAD, N.M. 88220
Home Telephone: 575-362-6195 Business Telephone: 575-887-1784
Location of Water Service: 217-2 & 217-3 Grassburr Lane

PROPERTY DESCRIPTION

Legal Description: Subdivision Prater Summary Lot: #2 #3 Block:
(If not in subdivision, Attach legal description.) Subdivision
Lot size: #2 - 1.20 acres & #3 - 1.56 acres

[X] Residential [ ] Commercial

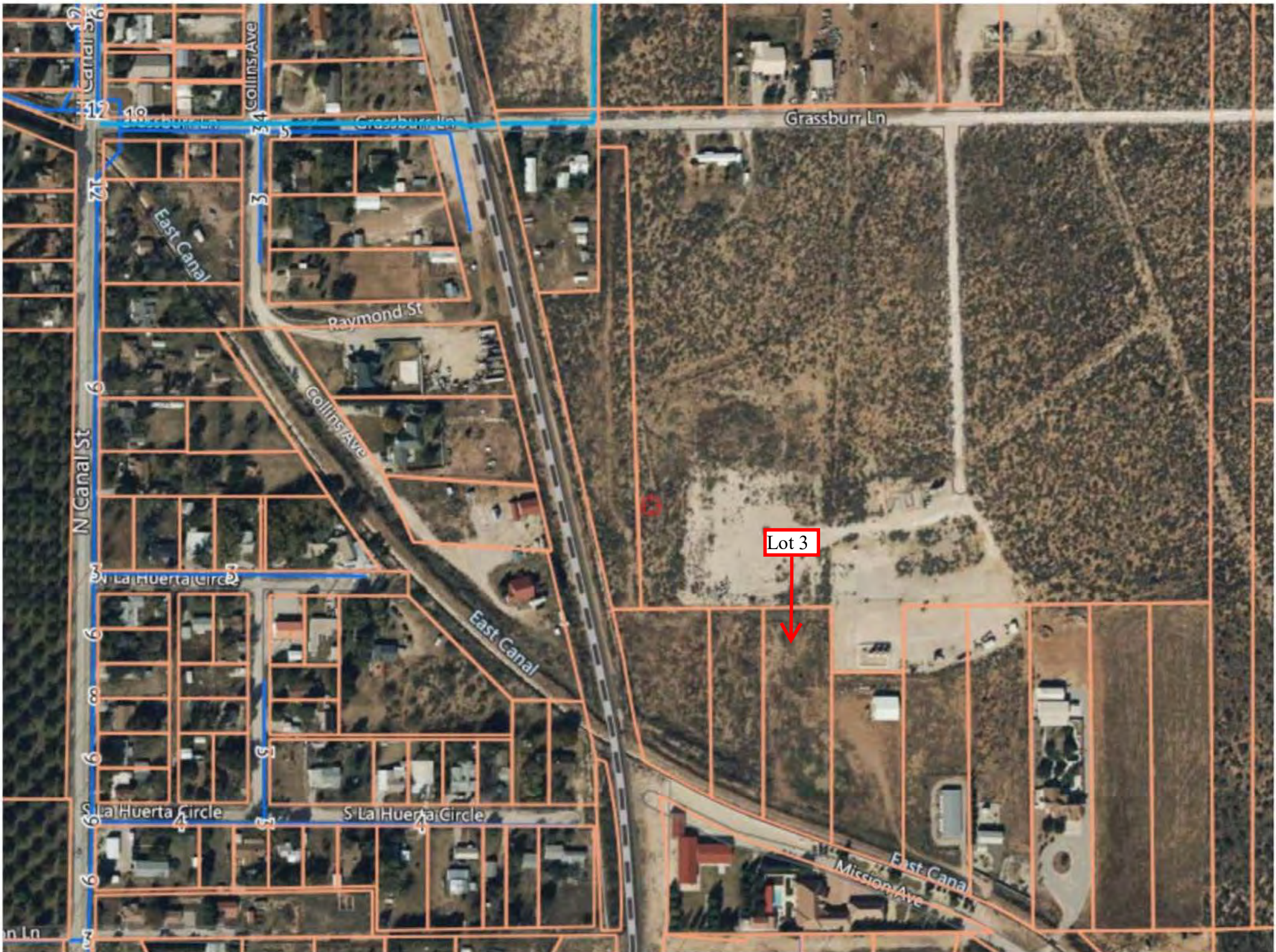
Structures:
[ ] Residence Sq. Footage: Land only
[ ] Business Sq. Footage: # Employees:

Current Water Services:
[X] No Service [ ] Water Co-op Name of Co-op:
[ ] Private Well
[ ] Anticipated Water Usage 5,000 gal./month

[ ] Water Rights N/A acre feet [ ] Type of Rights:
Meter size requested: [ ] 5/8" [ ] 1" [ ] Other, specify
Reason for wanting City water: To build or develop

Signature: Donna S. Davis Date: 5-1-23
Chris Prater will be at meeting to take my place.

Table with 2 columns: Description, Costs. Rows include Acreage, Main line footage, Main Line, Tap & Meter, Water Rights, and TOTAL.



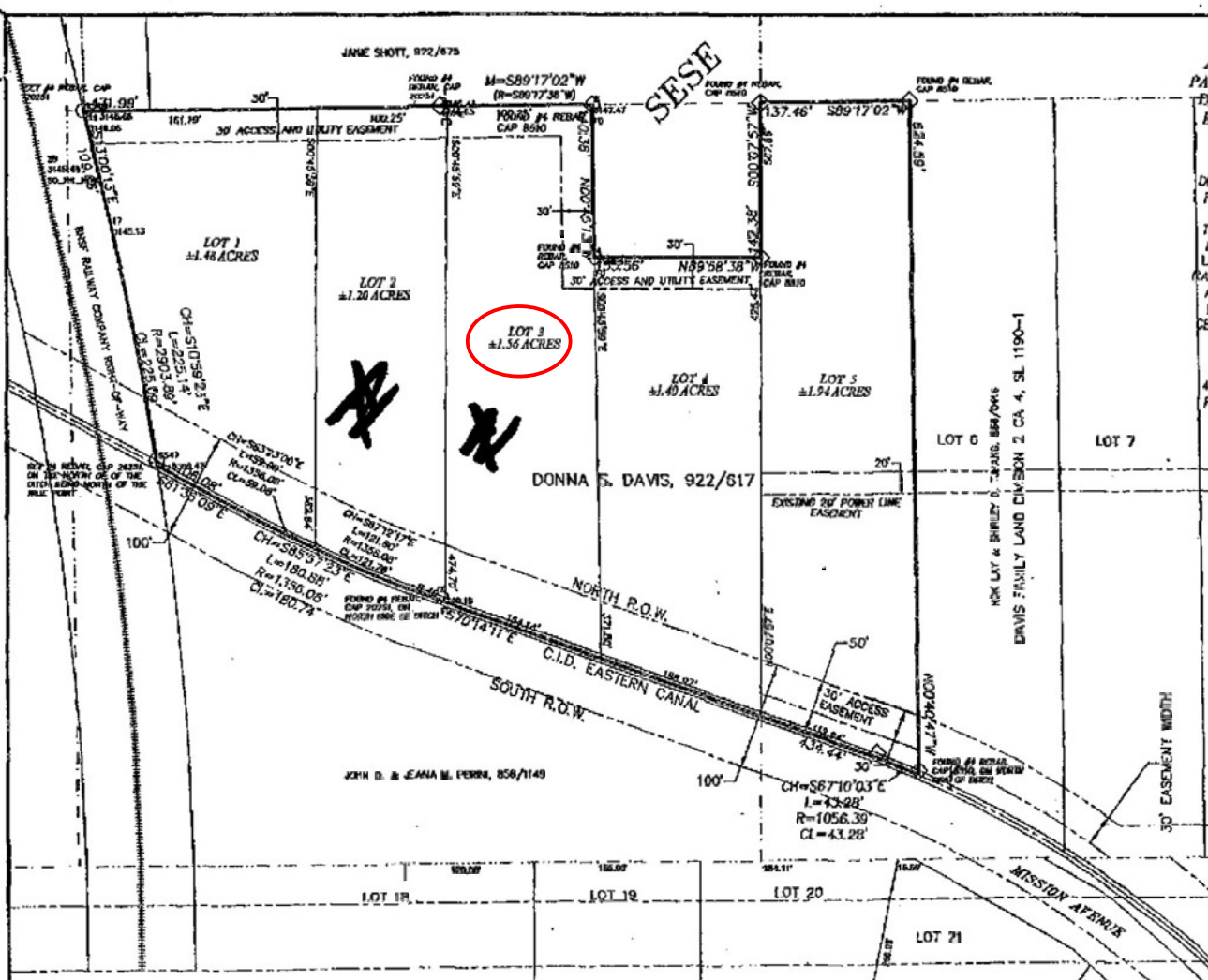
Lot 3



### PRATER SUMMARY SUBDIVISION

A SUMMARY REVIEW SUBDIVISION (BEING A TYPE 3 CONTAINING 5 OR LESS PARCELS OR A TYPE 3 CONTAINING 24 OR LESS PARCELS), OF TRACT A1 OF THE DAVIS/SHOTT LINE ADJUSTMENT 2 (PROD. IN CABINET 6, SLIDE 154-1, OF THE EDDY COUNTY MAPPING RECORDS), THE PERIMETER BEING DESCRIBED AS FOLLOWS:

BEGINNING AT THE SOUTHWEST CORNER OF LOT 6, OF THE DAVIS FAMILY LAND DIVISION; THEN N00°40'47"W, ALONG THE WEST LINE OF SAID LOT LINE, FOR 624.59 FEET, TO THE NORTH LINE OF DAVIS/SHOTT LINE ADJUSTMENT; THEN S89°17'02"W, ALONG THE NORTH LINE, FOR 137.48 FEET; THEN S00°07'57"W FOR 142.38 FEET; THEN N89°58'38"W FOR 155.56 FEET; THEN N00°45'13"W FOR 140.36 FEET, TO THE NORTH LINE OF CALLED LINE ADJUSTMENT; THEN S89°17'36"W, ALONG THE NORTH LINE OF CALLED LINE ADJUSTMENT, FOR 471.99 FEET, TO THE EAST R.O.W. OF THE RAILROAD; THEN S13°00'13"E, ALONG THE EAST R.O.W., FOR 109.05 FEET; THEN THRU A CURVE TO THE RIGHT 225.14 FEET (RADIUS 2903.89 FEET), ALONG THE CALLED EAST R.O.W., WITH A CHORD THAT BEARS S10°59'23"E FOR 225.09 FEET, TO THE CENTER OF THE C.I.D. EAST MAIN CANAL; THEN S81°35'09"E, ALONG THE CENTER OF SAID CANAL, FOR 106.08 FEET; THEN THRU A CURVE TO THE LEFT ALONG SAID CENTER LINE 180.88 FEET (RADIUS 1356.08 FEET), WITH A CHORD THAT BEARS S65°57'23"E FOR 180.74 FEET; THEN S70°14'11"E, ALONG SAID CENTER LINE, FOR 434.44 FEET; THEN THRU A CURVE TO THE RIGHT ALONG SAID CENTER LINE 43.28 FEET (RADIUS 1059.39 FEET), WITH A CHORD THAT BEARS S67°10'03"E FOR 43.28 FEET, BACK TO THE POINT OF BEGINNING, CONTAINING ±7.56 ACRES.



*Donna S. Davis*  
DONNA S. DAVIS  
OWNERS STATEMENT AND AFFIDAVIT


STATE OF NEW MEXICO IS  
COUNTY OF Eddy  
THE ABOVE SIGNED BEING FIRST DULY SWORN ON OATH, STATE AS THE OWNERS AND PROPRIETORS WE HAVE OF OUR OWN FREE WILL AND CONSENT CAUSED THIS PLAT WITH ITS TRACT TO BE PLATED. THE PROPERTY DESCRIBED ON THIS PLAT LIES WITHIN THE PLATTING JURISDICTION OF EDDY COUNTY AND CARLSBAD PLATTING AND PLANNING AREA  
SUBSCRIBED, SWORN TO AND ACKNOWLEDGED BEFORE ME  
THIS 30 DAY OF November, 2018  
BY: Donna Davis  
NOTARY PUBLIC

LEGEND

CORNER FOUND AS NOTED	FENCE LINE
SET BY REBAR, CAP 20251	NEW OR PRO EASEMENTS
MEASURED BEARING	LAND LINE
MEASURED DISTANCE	RECORDED BEARING
	RECORDED DISTANCE

Scale 1" = 80'

MELVIN R. PLYATT, JR., A NEW MEXICO REGISTERED PROFESSIONAL SURVEYOR, CERTIFY THAT I AM RESPONSIBLE FOR THIS SURVEY, AND THAT THIS SURVEY IS TRUE AND CORRECT TO THE BEST OF MY KNOWLEDGE AND BELIEF. THIS SURVEY AND PLAT MEET THE MINIMUM STANDARDS FOR SURVEYING IN NEW MEXICO.



APPROVAL BY THE CITY PLANNING COMMISSION  
THIS IS TO CERTIFY THAT THIS PLAT HAS BEEN INSPECTED APPROVED BY THE PLANNING COMMISSION, OR ITS DESIGNEE, OF THE CITY OF CARLSBAD, COUNTY OF EDDY, STATE OF NEW MEXICO ON THIS 14th DAY OF November, 2018.

- NOTES AND OBSERVATIONS.
1. WATER IS BY THE CITY OF CARLSBAD, SEWER IS SEPTIC, AND ELECTRIC IS IN AN EASEMENT ACROSS THE PROPERTY THE PROPERTY.
  2. THE ROAD IS OF TAR AND GRAVEL SURFACE.
  3. THE SUBJECT PROPERTY LIES IN THE PLATTING AND PLANNING AREA FOR THE CITY OF CARLSBAD.
  4. LOTS SIZES ARE:  
LOT 1-±1.48 ACRES    LOT 2-±1.20 ACRES    LOT 3-±1.56 ACRES  
LOT 4-±1.40 ACRES    LOT 5-±1.94 ACRES
  5. THE SUBJECT PROPERTY LIES IN FLOOD PLANE "X", WHERE AREAS ARE DETERMINED TO BE OUTSIDE THE 0.2% CHANCE ANNUAL FLOODPLAIN, ACCORDING TO THE FIRM 55015C050, WITH AN EFFECTIVE DATE OF JUNE 1, 2010.
  6. THERE ARE NO LOTS BEING CREATED FOR PARKS, SCHOOLS, CHURCHES, OR INDUSTRY; THERE ARE NO PARCELS BEING DEDICATED TO PUBLIC PER THIS PLAT.

- BASIS OF BEARINGS AND DISTANCES:  
1. BEARINGS SHOWN HEREON ARE REFERENCED TO THE DAVIS/SHOTT LINE ADJUSTMENT 2 OF RECORD IN CABINET 6, SLIDE 154-1 OF THE EDDY COUNTY MAPPING RECORDS.  
2. ACRES AND DISTANCES ARE SURFACE MEASUREMENTS. THE DISTANCES ARE MEASURED IN THE US SURVEY FOOT AND DISTANCES ARE SURFACE DISTANCES.  
3. ALL MEASUREMENTS WERE MADE ON MARCH 18, 2015.

ENTITLEMENT EXEMPTION FILED ON THE 29th DAY OF December, 2018 A.D.  
IN BOOK 117 PAGE 430 OF THE (L.R.)  
APPROVED AND ACCEPTED BY THE EDDY COUNTY BOARD OF COMMISSIONERS  
OR AGENT THIS 29th DAY OF December, 2018  
BY: Robert Van Natta  
COUNTY CLERK



STATE OF NEW MEXICO, COUNTY OF EDDY, & HERE BY  
OFFICIAL INSTRUMENT WAS FILED FOR RECORD ON  
Receipt: 1619414    Sub: 0007    Bidr: 0273    Pages: 1  
Recorded: 12/03/2018 02:20 PM    Fee: \$26.00  
Eddy County New Mexico - Robb Van Natta, County Clerk  
BY: \_\_\_\_\_ DEPUTY

R&R SURVEYING LLC  
A LAND SURVEYING COMPANY  
SERVING CARLSBAD AREA FOR 20+ YEARS  
1100 W. 2ND ST., SUITE 100, CARLSBAD, NM 88502  
TEL: 505-231-1017    FAX: 505-231-1017

STATE OF NEW MEXICO, COUNTY OF EDDY, & HERE BY  
OFFICIAL INSTRUMENT WAS FILED FOR RECORD ON  
Receipt: 1619414    Sub: 0007    Bidr: 0273    Pages: 1  
Recorded: 12/03/2018 02:20 PM    Fee: \$26.00  
Eddy County New Mexico - Robb Van Natta, County Clerk  
BY: \_\_\_\_\_ DEPUTY

RESOLUTION NO. 2007-63


A RESOLUTION AMENDING RESOLUTION NOS. 96-22 AND 2003-50  
REGARDING SERVICE OF CITY WATER OUTSIDE THE CITY LIMITS

WHEREAS, Resolution Nos. 96-22 and 2003-50 have been adopted by the Governing Body of the City of Carlsbad to establish a policy regarding service of City water outside the City limits; and

WHEREAS, it is now the desire of the Governing Body to amend said policy.

NOW, THEREFORE, BE IT RESOLVED BY THE GOVERNING BODY OF THE CITY OF CARLSBAD that the policy for service of City water outside the City limits, adopted pursuant to Resolution Nos. 96-22 and 2003-50 and attached hereto and incorporated by reference, are amended to alter the water usage charges for non-City consumers within Section 1(d) from four times the City consumer rate to two and one-half times the City consumer rate. This change shall become immediately effective upon adoption subject to such future revision or amendment as the Governing Body may deem appropriate from time to time.

APPROVED, PASSED, AND ADOPTED this 11th day of December, 2007

  
\_\_\_\_\_  
Mayor

ATTEST:

  
\_\_\_\_\_  
City Clerk

Res

RESOLUTION NO. 2003-50


**A RESOLUTION AMENDING RESOLUTION NO. 96-22 REGARDING  
SERVICE OF CITY WATER OUT SIDE THE CITY LIMITS**

WHEREAS, Resolution No. 96-22 was adopted by the Governing Body of the City of Carlsbad on May 28, 1996 to establish a policy regarding service of City water outside the City limits; and

WHEREAS, it is now the desire of the Governing Body to amend said policy.

NOW, THEREFORE, BE IT RESOLVED BY THE GOVERNING BODY OF THE CITY OF CARLSBAD that the policy for service of City water outside the City limits, adopted pursuant to Resolution 96-22 and attached hereto and incorporated by reference, is amended by the addition of a new paragraph 17 and shall become immediately effective upon adoption subject to such future revision or amendment as the Governing Body may deem appropriate from time to time.

APPROVED, PASSED, AND ADOPTED this 14th day of October, 2003.



\_\_\_\_\_  
Mayor Pro Tem

ATTEST:

  
\_\_\_\_\_  
City Clerk

RESOLUTION ESTABLISHING A POLICY  
REGARDING SERVICE OF CITY WATER  
OUTSIDE THE CITY LIMITS

WHEREAS, the City of Carlsbad owns and operates a municipal water system supplying potable water to residences and businesses within the incorporated boundaries of the municipality and also within the boundaries established by the LaHuerta Water Cooperative purchase agreement; and

WHEREAS, it has been the long-standing policy of the Board of Water and Sewer Commissioners and the City Council that municipal water not be furnished outside the incorporated boundaries of the municipality or outside the boundaries defined in the LaHuerta Water Cooperative Purchase Agreement; and

WHEREAS, it is now considered to be in the best interest of the City to furnish domestic water to non-City residences and businesses which have been adversely impacted by drought or otherwise financially impaired by the unavailability of a dependable source of potable water; and


WHEREAS, the City of Carlsbad Board of Water and Sewer Commissioners have approved and recommended to the City Council a policy regarding the service of City water outside the city limits.

NOW, THEREFORE, BE IT RESOLVED by the Governing Body of the City of Carlsbad that the policy regarding service of City water outside the city limits, attached hereto and incorporated by reference, shall become immediately effective upon adoption, subject to such future revision or amendment as the Governing Body may deem appropriate from time to time.

INTRODUCED, APPROVED, PASSED AND ADOPTED this 28th day of May, 1996.

  
\_\_\_\_\_  
Mayor

ATTEST:

  
\_\_\_\_\_  
City Clerk

## POLICY REGARDING SERVICE OF CITY WATER

### OUTSIDE THE CITY LIMITS

Upon written application and after recommendation by the Board of Water and Sewer Commissioners and approval by the Governing Body of the City of Carlsbad, municipal water for domestic purposes only may be furnished to non-City residential and business consumers. Such non-City water services approved, if any, shall be on the basis of written contract subject but not necessarily limited to the terms and conditions specified hereinafter.

#### Non-City Consumers

1. The following charges shall apply to all non-City consumers:
  - a. For main service line, a one-time charge of the higher of either
    - i. \$8.00 per abutting foot adjusted for inflation at a rate of 3% per year beginning January 1, 1997; the City, at its sole discretion, may vary this per abutting foot charge for irregularly shaped or non-abutting lots; or
    - ii. The actual cost of installation.
  - b. The actual cost of time, materials and equipment for installation of water tap and meter with a minimum charge of \$150.00
  - c. A water deposit in the amount of \$180.00
  - d. Minimum and excess water usage charges shall be four times the rates of City consumers.
2. To offset the consumptive impact to the City's water supply, each non-City consumer, prior to receiving City water, shall:
  - a. Irrevocably deed and transfer to the City a minimum of three acre feet of Capitan water rights for each acre or fraction of an acre to be served by City water; or
  - b. Pay a one-time water rights acquisition fee of \$2,500 per acre or fraction of an acre to be served by City water if the City, at any time prior to the final transfer of water rights described in subparagraph 2(a) above, determines at its sole discretion that such transfer is not in its best interest; or
  - c. Pay a one-time water rights acquisition fee of \$2,500 per acre or fraction of an acre to be served by City water if the City determines at its sole discretion that in lieu of water rights, such fee is in its best interest.
3. The maximum meter size that may be installed for a non-City consumer's use is a one inch meter, except that the City Administrator may approve installation of a larger meter if necessary to ensure adequate service.
4. Should the City, at its sole discretion, determine at any time that rationing of the municipal water supply is prudent or necessary, the City may without prior notice terminate water service to non-City consumers or impose other conservation measures.
5. City water provided to non-City consumers shall be utilized only for domestic purposes as herein defined and only in and upon the premises described in the written water service contract. Delivery, sale or transference of City water by one non-City consumer to any other person or premises shall be cause for immediate termination of City water service without prior notice.

6. City water shall not be provided to any non-City consumer:
  - a. whose property is served by or connected to any other water cooperative or water company or
  - b. whose property is capable of being served by or connected to any other water cooperative or water company within six months of the date of written application to the City.
7. The City may agree to amortize the costs incurred pursuant to paragraphs 1(a), 1(b) and 2(b) above at an interest rate of 10% A.P.R. for a definite period not to exceed 5 years.
8. Failure to pay by the 10th of the month following billing shall result in termination of water service without prior notice until all outstanding balances are paid in full.
9. Non-City consumers will be responsible for the full cost of all service lines on their side of the water meter including the installation of a backflow prevention mechanism which meets the approval of the City Water Department. Water service will not be furnished under any circumstances until such backflow prevention mechanism is installed and approved. Further, water service will not be furnished until the City determines to its satisfaction that all previous connections to wells or other water sources have been disconnected and isolated from the system that will deliver City water from the water meter to the non-City consumer's residence or business.
10. Non-City consumers whose properties are annexed into the City limits shall upon the first day of the month following annexation be entitled to the minimum and excess water usage charges established by the City for City consumers. Further, a non-City consumer whose property is annexed shall be entitled to a rebate of that amount of their water deposit paid in excess of the water deposit imposed at that time upon City consumers. Such rebates shall not be made in cash but rather shall be applied as credit against future billings. Under no circumstances however, shall a non-City consumer whose property is annexed into the City, be eligible for a rebate or recapture of any portion of those costs incurred for installation of the water service or water rights acquisition fee.
11. Unless and until paid in full, all costs incurred pursuant to paragraphs 1(a), 1(b) and 2(b) shall be secured by a lien against the property with foreclosure as authorized by law in the event of non-payment.
12. Contracts entered into between the City and non-City consumers shall not be transferrable. Subsequent non-City consumers at the same location shall not be eligible for water service until a new contract has been properly executed.
13. If, at its sole discretion, the City deems it to be in its best interest, the City may refuse to provide water service to non-City water applicants or otherwise limit such service.
14. Non-City consumers whose properties are capable of being served by the City sewer system shall within 6 months after the City provides water be connected to the sewer. Failure to connect to the sewer as noted above will result in termination of water service without prior notice until such connection is made. Sewer charges for non-City consumers shall be in accordance with paragraph 1 (d) above.
15. All monies received by the City from non-City consumers as water rights acquisition fees pursuant to paragraphs 2(b) and 2(c) above shall be placed in the Water System Improvement Fund for water rights acquisition.
16. Should any portion of this Agreement be deemed to be void or unenforceable, the remainder of the Agreement will continue in full force and effect.

17. Notwithstanding any provision herein to the contrary, the Governing Body may, with regard to service of water outside the City limits to water cooperatives, establish by contract such terms and conditions, including the rate charged for water usage, as it deems appropriate, provided however, that in no case shall the water rates charged to such cooperatives be less than that charged to water users within the City limits.

## DEFINITIONS

City Limits: Those areas within the incorporated boundaries of the City of Carlsbad as changed from time to time.

LaHuerta Co-op Boundary: Those areas defined in the LaHuerta Co-op Purchase Agreement for which the City is obligated to furnish water.

City Consumer: All residential and commercial properties within the City limits or within the LaHuerta Co-op boundaries, currently or hereinafter provided water by the City of Carlsbad.

Non-City Consumer: All residential and commercial properties outside the City limits and outside the LaHuerta Co-op boundaries, requiring potable water for domestic purposes.

Domestic Water Use: Water used for household or other domestic use including irrigation of not more than one acre of noncommercial trees, lawn or garden.

CITY OF CARLSBAD

AGENDA BRIEFING MEMORANDUM

Council Meeting Date: 6-27-2023

DEPARTMENT: Community Development	BY: Ted Cordova, Deputy City Administrator 	DATE: 6-20-23
-----------------------------------	--	---------------

SUBJECT: Runway 3-21 Resurface and Renumber PER: Grant CNM-SWG-3-35-0007-034-2023

BACKGROUND, ANALYSIS AND IMPACT: (Safety and Welfare/Financial/Personnel/Infrastructure/etc.)

The City of Carlsbad has been awarded a grant from the Federal Aviation Administration (FAA) in the amount of \$124,846. This grant is for the Preliminary Engineering Report for the resurfacing and renumbering of Runway 3-21.

The City will be required to supply a match in the amount of \$832.00, and the state will supply a match of \$7,491. This grant is awarded based on the Airport Capital Improvement Plan (ACIP) and the project was budgeted in the City's Fiscal Year 2024 budget under project 100940.

DEPARTMENT RECOMMENDATION: If it is the will of the City Council, staff recommends the City accept grant 3-35-007-034-2023.

BOARD/COMMISSION/COMMITTEE ACTION:

- |  |  |   |                                      |
|--|--|---|--------------------------------------|
| <input type="checkbox"/> P & Z         | <input type="checkbox"/> Lodgers Tax Board | <input type="checkbox"/> Riverwalk Rec Center Board | <input type="checkbox"/> APPROVED    |
| <input type="checkbox"/> Museum Board  | <input type="checkbox"/> San Jose Board    | <input type="checkbox"/> Water Board                | <input type="checkbox"/> DISAPPROVED |
| <input type="checkbox"/> Library Board | <input type="checkbox"/> N. Mesa Board     | <input type="checkbox"/> Beautification Committee   |                                      |

Reviewed by: City Administrator: /s/John Lowe	Date: 06/22/2023
--	------------------





U.S. Department  
of Transportation  
Federal Aviation  
Administration

Airports Division  
Southwest Region  
Louisiana, New Mexico

Louisiana/New Mexico  
Airports District Office  
10101 Hillwood Pkwy  
Fort Worth, TX 76177-1524

June 20, 2023

John Lowe  
101 N. Halagueno  
Carlsbad, NM, 88221

Dear Mr. Lowe:

The Grant Offer for Airport Improvement Program (AIP) Project No. **3-35-0007-034-2023** at Cavern City Air Terminal Airport is attached for execution. This letter outlines the steps you must take to properly enter into this agreement and provides other useful information. Please read the conditions, special conditions, and assurances that comprise the grant offer carefully.

**You may not make any modification to the text, terms or conditions of the grant offer.**

***Steps You Must Take to Enter Into Agreement.***

To properly enter into this agreement, you must do the following:

1. The governing body must give authority to execute the grant to the individual(s) signing the grant, i.e., the person signing the document must be the sponsor's authorized representative(s) (hereinafter "authorized representative").
2. The authorized representative must execute the grant by adding their electronic signature to the appropriate certificate at the end of the agreement.
3. Once the authorized representative has electronically signed the grant, the sponsor's attorney(s) will automatically receive an email notification.
4. On the **same day or after** the authorized representative has signed the grant, the sponsor's attorney(s) will add their electronic signature to the appropriate certificate at the end of the agreement.
5. If there are co-sponsors, the authorized representative(s) and sponsor's attorney(s) must follow the above procedures to fully execute the grant and finalize the process. Signatures must be obtained and finalized no later than **July 14, 2023**.
6. The fully executed grant will then be automatically sent to all parties as an email attachment.

**Payment.** Subject to the requirements in 2 CFR § 200.305 (Federal Payment), each payment request for reimbursement under this grant must be made electronically via the Delphi eInvoicing System. Please see the attached Grant Agreement for more information regarding the use of this System.

**Project Timing.** The terms and conditions of this agreement require you to complete the project without undue delay and no later than the Period of Performance end date (1,460 days from the grant execution date). We will be monitoring your progress to ensure proper stewardship of these Federal funds. We expect you to submit payment requests for reimbursement of allowable incurred project expenses

consistent with project progress. Your grant may be placed in “inactive” status if you do not make draws on a regular basis, which will affect your ability to receive future grant offers. Costs incurred after the Period of Performance ends are generally not allowable and will be rejected unless authorized by the FAA in advance.

**Reporting.** Until the grant is completed and closed, you are responsible for submitting formal reports as follows:

- For all grants, you must submit by December 31st of each year this grant is open:
  1. A signed/dated SF-270 (Request for Advance or Reimbursement for non-construction projects) or SF-271 or equivalent (Outlay Report and Request for Reimbursement for Construction Programs), and
  2. An SF-425 (Federal Financial Report).
- For non-construction projects, you must submit [FAA Form 5100-140, Performance Report](#) within 30 days of the end of the Federal fiscal year.
- For construction projects, you must submit [FAA Form 5370-1, Construction Progress and Inspection Report](#), within 30 days of the end of each Federal fiscal quarter.

**Audit Requirements.** As a condition of receiving Federal assistance under this award, you must comply with audit requirements as established under 2 CFR Part 200. Subpart F requires non-Federal entities that expend \$750,000 or more in Federal awards to conduct a single or program specific audit for that year. Note that this includes Federal expenditures made under other Federal-assistance programs. Please take appropriate and necessary action to ensure your organization will comply with applicable audit requirements and standards.

**Closeout.** Once the project(s) is completed and all costs are determined, we ask that you work with your FAA contact indicated below to close the project without delay and submit the necessary final closeout documentation as required by your Region/Airports District Office.

**FAA Contact Information.** Sarah Young, (817) 222-5643, [sarah.j.young@faa.gov](mailto:sarah.j.young@faa.gov) is the assigned program manager for this grant and is readily available to assist you and your designated representative with the requirements stated herein.

We sincerely value your cooperation in these efforts and look forward to working with you to complete this important project.

Sincerely,

  
Justin Barker (Jun 20, 2023 14:31 CDT)

Justin Barker  
Manager



U.S. Department  
of Transportation  
Federal Aviation  
Administration

**FEDERAL AVIATION ADMINISTRATION AIRPORT IMPROVEMENT PROGRAM**

**FY 2023 Airport Improvement Program (AIP)**

**GRANT AGREEMENT**

**Part I - Offer**

---

Federal Award Offer Date	June 20, 2023
Airport/Planning Area	<b>Cavern City Air Terminal Airport</b>
FY2023 AIP Grant Number	<b>3-35-0007-034-2023</b>
Unique Entity Identifier	<b>LKCDUTRJHFY6</b>

TO: **City of Carlsbad**  
(herein called the "Sponsor")

FROM: **The United States of America** (acting through the Federal Aviation Administration, herein called the "FAA")

**WHEREAS**, the Sponsor has submitted to the FAA a Project Application dated April 19, 2023, for a grant of Federal funds for a project at or associated with the Cavern City Air Terminal Airport, which is included as part of this Grant Agreement; and

**WHEREAS**, the FAA has approved a project for the Cavern City Air Terminal Airport (herein called the "Project") consisting of the following:

**Runway 3-21 Resurface and Renumber PER**

which is more fully described in the Project Application.

**NOW THEREFORE**, Pursuant to and for the purpose of carrying out the Title 49, United States Code (U.S.C.), Chapters 471 and 475; 49 U.S.C. §§ 40101 et seq., and 48103; FAA Reauthorization Act of 2018 (Public Law Number 115-254); the Department of Transportation Appropriations Act, 2021 (Public Law 116-260, Division L); the Consolidated Appropriations Act, 2022 (Public Law 117-103); Consolidated Appropriations Act, 2023 (Public Law 117-328); and the representations contained in the Project

Application; and in consideration of: (a) the Sponsor's adoption and ratification of the Grant Assurances attached hereto; (b) the Sponsor's acceptance of this Offer; and (c) the benefits to accrue to the United States and the public from the accomplishment of the Project and compliance with the Grant Assurance and conditions as herein provided;

**THE FEDERAL AVIATION ADMINISTRATION, FOR AND ON BEHALF OF THE UNITED STATES, HEREBY OFFERS AND AGREES to pay 93.75 percent of the allowable costs incurred accomplishing the Project as the United States share of the Project.**

**Assistance Listings Number (Formerly CFDA Number): 20.106**

**This Offer is made on and SUBJECT TO THE FOLLOWING TERMS AND CONDITIONS:**

### **CONDITIONS**

1. **Maximum Obligation.** The maximum obligation of the United States payable under this Offer is **\$124,846.**

The following amounts represent a breakdown of the maximum obligation for the purpose of establishing allowable amounts for any future grant amendment, which may increase the foregoing maximum obligation of the United States under the provisions of 49 U.S.C. § 47108(b):

**\$ 124,846** airport development or noise program implementation; and,

2. **Grant Performance.** This Grant Agreement is subject to the following Federal award requirements:
  - a. **Period of Performance:**
    1. Shall start on the date the Sponsor formally accepts this Agreement and is the date signed by the last Sponsor signatory to the Agreement. The end date of the Period of Performance is 4 years (1,460 calendar days) from the date of acceptance. The Period of Performance end date shall not affect, relieve, or reduce Sponsor obligations and assurances that extend beyond the closeout of this Grant Agreement.
    2. Means the total estimated time interval between the start of an initial Federal award and the planned end date, which may include one or more funded portions or budget periods. (2 Code of Federal Regulations (CFR) § 200.1).
  - b. **Budget Period:**
    1. For this Grant is 4 years (1,460 calendar days) and follows the same start and end date as the Period of Performance provided in paragraph (2)(a)(1). Pursuant to 2 CFR § 200.403(h), the Sponsor may charge to the Grant only allowable costs incurred during the Budget Period.
    2. Means the time interval from the start date of a funded portion of an award to the end date of that funded portion during which the Sponsor is authorized to expend the funds awarded, including any funds carried forward or other revisions pursuant to 2 CFR § 200.308.
  - c. **Close Out and Termination**

1. Unless the FAA authorizes a written extension, the Sponsor must submit all Grant closeout documentation and liquidate (pay-off) all obligations incurred under this award no later than 120 calendar days after the end date of the period of performance. If the Sponsor does not submit all required closeout documentation within this time period, the FAA will proceed to close out the grant within one year of the Period of Performance end date with the information available at the end of 120 days. (2 CFR § 200.344).
2. The FAA may terminate this Grant, in whole or in part, in accordance with the conditions set forth in 2 CFR § 200.340, or other Federal regulatory or statutory authorities as applicable.
3. **Ineligible or Unallowable Costs.** The Sponsor must not include any costs in the project that the FAA has determined to be ineligible or unallowable.
4. **Indirect Costs - Sponsor.** The Sponsor may charge indirect costs under this award by applying the indirect cost rate identified in the project application as accepted by the FAA, to allowable costs for Sponsor direct salaries and wages.
5. **Determining the Final Federal Share of Costs.** The United States' share of allowable project costs will be made in accordance with 49 U.S.C. § 47109, the regulations, policies, and procedures of the Secretary of Transportation ("Secretary"), and any superseding legislation. Final determination of the United States' share will be based upon the final audit of the total amount of allowable project costs and settlement will be made for any upward or downward adjustments to the Federal share of costs.
6. **Completing the Project Without Delay and in Conformance with Requirements.** The Sponsor must carry out and complete the project without undue delays and in accordance with this Agreement, 49 U.S.C. Chapters 471 and 475, the regulations, and the Secretary's policies and procedures. Per 2 CFR § 200.308, the Sponsor agrees to report and request prior FAA approval for any disengagement from performing the project that exceeds three months or a 25 percent reduction in time devoted to the project. The report must include a reason for the project stoppage. The Sponsor also agrees to comply with the grant assurances, which are part of this Agreement.
7. **Amendments or Withdrawals before Grant Acceptance.** The FAA reserves the right to amend or withdraw this offer at any time prior to its acceptance by the Sponsor.
8. **Offer Expiration Date.** This offer will expire and the United States will not be obligated to pay any part of the costs of the project unless this offer has been accepted by the Sponsor on or before **July 14, 2023**, or such subsequent date as may be prescribed in writing by the FAA.
9. **Improper Use of Federal Funds.** The Sponsor must take all steps, including litigation if necessary, to recover Federal funds spent fraudulently, wastefully, or in violation of Federal antitrust statutes, or misused in any other manner for any project upon which Federal funds have been expended. For the purposes of this Grant Agreement, the term "Federal funds" means funds however used or dispersed by the Sponsor, that were originally paid pursuant to this or any other Federal grant agreement. The Sponsor must obtain the approval of the Secretary as to any determination of the amount of the Federal share of such funds. The Sponsor must return the recovered Federal share, including funds recovered by settlement, order, or judgment, to the Secretary. The Sponsor must furnish to the Secretary, upon request, all documents and records pertaining to the determination of the amount of the Federal share

or to any settlement, litigation, negotiation, or other efforts taken to recover such funds. All settlements or other final positions of the Sponsor, in court or otherwise, involving the recovery of such Federal share require advance approval by the Secretary.

10. **United States Not Liable for Damage or Injury.** The United States is not responsible or liable for damage to property or injury to persons which may arise from, or be incident to, compliance with this Grant Agreement.
11. **System for Award Management (SAM) Registration and Unique Entity Identifier (UEI).**
  - a. Requirement for System for Award Management (SAM): Unless the Sponsor is exempted from this requirement under 2 CFR § 25.110, the Sponsor must maintain the currency of its information in the SAM until the Sponsor submits the final financial report required under this Grant, or receives the final payment, whichever is later. This requires that the Sponsor review and update the information at least annually after the initial registration and more frequently if required by changes in information or another award term. Additional information about registration procedures may be found at the SAM website (currently at <http://www.sam.gov>).
  - b. Unique entity identifier (UEI) means a 12-character alpha-numeric value used to identify a specific commercial, nonprofit or governmental entity. A UEI may be obtained from SAM.gov at <https://sam.gov/content/entity-registration>.
12. **Electronic Grant Payment(s).** Unless otherwise directed by the FAA, the Sponsor must make each payment request under this Agreement electronically via the Delphi eInvoicing System for Department of Transportation (DOT) Financial Assistance Awardees.
13. **Informal Letter Amendment of AIP Projects.** If, during the life of the project, the FAA determines that the maximum grant obligation of the United States exceeds the expected needs of the Sponsor by \$25,000 or five percent (5%), whichever is greater, the FAA can issue a letter amendment to the Sponsor unilaterally reducing the maximum obligation.
 

The FAA can also issue a letter to the Sponsor increasing the maximum obligation if there is an overrun in the total actual eligible and allowable project costs to cover the amount of the overrun provided it will not exceed the statutory limitations for grant amendments. The FAA's authority to increase the maximum obligation does not apply to the "planning" component of Condition No. 1, Maximum Obligation.

The FAA can also issue an informal letter amendment that modifies the grant description to correct administrative errors or to delete work items if the FAA finds it advantageous and in the best interests of the United States.

An informal letter amendment has the same force and effect as a formal grant amendment.
14. **Air and Water Quality.** The Sponsor is required to comply with all applicable air and water quality standards for all projects in this grant. If the Sponsor fails to comply with this requirement, the FAA may suspend, cancel, or terminate this Grant Agreement.
15. **Financial Reporting and Payment Requirements.** The Sponsor will comply with all Federal financial reporting requirements and payment requirements, including submittal of timely and accurate reports.
16. **Buy American.** Unless otherwise approved in advance by the FAA, in accordance with 49 U.S.C. § 50101, the Sponsor will not acquire or permit any contractor or subcontractor to acquire any

steel or manufactured products produced outside the United States to be used for any project for which funds are provided under this Grant. The Sponsor will include a provision implementing Buy American in every contract and subcontract awarded under this Grant.

17. **Build America, Buy America.** The Sponsor must comply with the requirements under the Build America, Buy America Act (Public Law 117-58).
18. **Maximum Obligation Increase.** In accordance with 49 U.S.C. § 47108(b)(3), as amended, the maximum obligation of the United States, as stated in Condition No. 1, Maximum Obligation, of this Grant Offer:
  - a. May not be increased for a planning project;
  - b. May be increased by not more than 15 percent for development projects if funds are available;
  - c. May be increased by not more than the greater of the following for a land project, if funds are available:
    1. 15 percent; or
    2. 25 percent of the total increase in allowable project costs attributable to acquiring an interest in the land.

If the Sponsor requests an increase, any eligible increase in funding will be subject to the United States Government share as provided in 49 U.S.C. § 47110, or other superseding legislation if applicable, for the fiscal year appropriation with which the increase is funded. The FAA is not responsible for the same Federal share provided herein for any amount increased over the initial grant amount. The FAA may adjust the Federal share as applicable through an informal letter of amendment.

19. **Audits for Sponsors.**

**PUBLIC SPONSORS.** The Sponsor must provide for a Single Audit or program-specific audit in accordance with 2 CFR Part 200. The Sponsor must submit the audit reporting package to the Federal Audit Clearinghouse on the Federal Audit Clearinghouse's Internet Data Entry System at <http://harvester.census.gov/facweb/>. Upon request of the FAA, the Sponsor shall provide one copy of the completed audit to the FAA. Sponsors that expend less than \$750,000 in Federal awards and are exempt from Federal audit requirements must make records available for review or audit by the appropriate Federal agency officials, State, and Government Accountability Office. The FAA and other appropriate Federal agencies may request additional information to meet all Federal audit requirements.

20. **Suspension or Debarment.** When entering into a "covered transaction" as defined by 2 CFR § 180.200, the Sponsor must:
  - a. Verify the non-Federal entity is eligible to participate in this Federal program by:
    1. Checking the excluded parties list system (EPLS) as maintained within the System for Award Management (SAM) to determine if the non-Federal entity is excluded or disqualified; or
    2. Collecting a certification statement from the non-Federal entity attesting they are not excluded or disqualified from participating; or

3. Adding a clause or condition to covered transactions attesting the individual or firm are not excluded or disqualified from participating.
- b. Require prime contractors to comply with 2 CFR § 180.330 when entering into lower-tier transactions with their contractors and sub-contractors.
- c. Immediately disclose in writing to the FAA whenever (1) the Sponsor learns they have entered into a covered transaction with an ineligible entity or (2) the Public Sponsor suspends or debars a contractor, person, or entity.

**21. Ban on Texting While Driving.**

- a. In accordance with Executive Order 13513, Federal Leadership on Reducing Text Messaging While Driving, October 1, 2009, and DOT Order 3902.10, Text Messaging While Driving, December 30, 2009, the Sponsor is encouraged to:
  1. Adopt and enforce workplace safety policies to decrease crashes caused by distracted drivers including policies to ban text messaging while driving when performing any work for, or on behalf of, the Federal government, including work relating to a grant or subgrant.
  2. Conduct workplace safety initiatives in a manner commensurate with the size of the business, such as:
    - i. Establishment of new rules and programs or re-evaluation of existing programs to prohibit text messaging while driving; and
    - ii. Education, awareness, and other outreach to employees about the safety risks associated with texting while driving.
- b. The Sponsor must insert the substance of this clause on banning texting while driving in all subgrants, contracts, and subcontracts funded with this Grant.

**22. Trafficking in Persons.**

- a. *Posting of contact information.*
  1. The Sponsor must post the contact information of the national human trafficking hotline (including options to reach out to the hotline such as through phone, text, or TTY) in all public airport restrooms.
- b. *Provisions applicable to a recipient that is a private entity.*
  1. You as the recipient, your employees, subrecipients under this Grant, and subrecipients' employees may not:
    - i. Engage in severe forms of trafficking in persons during the period of time that the Grant and applicable conditions are in effect;
    - ii. Procure a commercial sex act during the period of time that the Grant and applicable conditions are in effect; or
    - iii. Use forced labor in the performance of the Grant or any subgrants under this Grant.
  2. We as the Federal awarding agency, may unilaterally terminate this Grant, without penalty, if you or a subrecipient that is a private entity –



- i. Is determined to have violated a prohibition in paragraph (a) of this Grant Condition; or
  - ii. Has an employee who is determined by the agency official authorized to terminate the Grant to have violated a prohibition in paragraph (a) of this Grant Condition through conduct that is either –
    - a) Associated with performance under this Grant; or
    - b) Imputed to you or the subrecipient using the standards and due process for imputing the conduct of an individual to an organization that are provided in 2 CFR Part 180, “OMB Guidelines to Agencies on Governmentwide Debarment and Suspension (Nonprocurement),” as implemented by our agency at 2 CFR Part 1200.
- c. *Provision applicable to a recipient other than a private entity.* We as the Federal awarding agency may unilaterally terminate this Grant, without penalty, if a subrecipient that is a private entity –
- 1. Is determined to have violated an applicable prohibition in paragraph (a) of this Grant Condition; or
  - 2. Has an employee who is determined by the agency official authorized to terminate the Grant to have violated an applicable prohibition in paragraph (a) of this Grant Condition through conduct that is either –
    - i. Associated with performance under this Grant; or
    - ii. Imputed to the subrecipient using the standards and due process for imputing the conduct of an individual to an organization that are provided in 2 CFR Part 180, “OMB Guidelines to Agencies on Governmentwide Debarment and Suspension (Nonprocurement),” as implemented by our agency at 2 CFR Part 1200.
- d. *Provisions applicable to any recipient.*
- 1. You must inform us immediately of any information you receive from any source alleging a violation of a prohibition in paragraph (a) of this Grant Condition.
  - 2. Our right to terminate unilaterally that is described in paragraph (a) or (b) of this Grant Condition:
    - i. Implements section 106(g) of the Trafficking Victims Protection Act of 2000 (TVPA), as amended [22 U.S.C. § 7104(g)], and
    - ii. Is in addition to all other remedies for noncompliance that are available to us under this Grant.
  - 3. You must include the requirements of paragraph (a) of this Grant Condition in any subgrant you make to a private entity.
- e. *Definitions.* For purposes of this Grant Condition:
- 1. “Employee” means either:

- i. An individual employed by you or a subrecipient who is engaged in the performance of the project or program under this Grant; or
    - ii. Another person engaged in the performance of the project or program under this Grant and not compensated by you including, but not limited to, a volunteer or individual whose services are contributed by a third party as an in-kind contribution toward cost sharing or matching requirements.
  - 2. "Force labor" means labor obtained by any of the following methods: the recruitment, harboring, transportation, provision, or obtaining of a person for labor or services, through the use of force, fraud, or coercion for the purpose of subjection to involuntary servitude, peonage, debt bondage, or slavery.
  - 3. "Private entity":
    - i. Means any entity other than a State, local government, Indian tribe, or foreign public entity, as those terms are defined in 2 CFR § 175.25.
    - ii. Includes:
      - a) A nonprofit organization, including any nonprofit institute of higher education, hospital, or tribal organization other than one included in the definition of Indian tribe at 2 CFR § 175.25(b).
      - b) A for-profit organization.
  - 4. "Severe forms of trafficking in persons," "commercial sex act," and "coercion" have the meanings given at section 103 of the TVPA, as amended (22 U.S.C. § 7102).
23. **AIP Funded Work Included in a PFC Application.** Within 90 days of acceptance of this Grant Agreement, the Sponsor must submit to the FAA an amendment to any approved Passenger Facility Charge (PFC) application that contains an approved PFC project also covered under this Grant Agreement as described in the project application. The airport sponsor may not make any expenditure under this Grant Agreement until project work addressed under this Grant Agreement is removed from an approved PFC application by amendment.
24. **Exhibit "A" Property Map.** The Exhibit "A" Property Map dated 5/23/23, is incorporated herein by reference or is submitted with the project application and made part of this Grant Agreement.
25. **Employee Protection from Reprisal.**
- a. Prohibition of Reprisals
    - 1. In accordance with 41 U.S.C. § 4712, an employee of a Sponsor, grantee, subgrantee, contractor, or subcontractor may not be discharged, demoted, or otherwise discriminated against as a reprisal for disclosing to a person or body described in sub-paragraph (a)(2) below, information that the employee reasonably believes is evidence of:
      - i. Gross mismanagement of a Federal grant;
      - ii. Gross waste of Federal funds;
      - iii. An abuse of authority relating to implementation or use of Federal funds;
      - iv. A substantial and specific danger to public health or safety; or

- v. A violation of law, rule, or regulation related to a Federal grant.
2. Persons and bodies covered. The persons and bodies to which a disclosure by an employee is covered are as follows:
    - i. A member of Congress or a representative of a committee of Congress;
    - ii. An Inspector General;
    - iii. The Government Accountability Office;
    - iv. A Federal employee responsible for contract or grant oversight or management at the relevant agency;
    - v. A court or grand jury;
    - vi. A management official or other employee of the Sponsor, contractor, or subcontractor who has the responsibility to investigate, discover, or address misconduct; or
    - vii. An authorized official of the Department of Justice or other law enforcement agency.
  - b. Investigation of Complaints.
    1. Submission of Complaint. A person who believes that they have been subjected to a reprisal prohibited by paragraph (a) of this Condition may submit a complaint regarding the reprisal to the Office of Inspector General (OIG) for the U.S. Department of Transportation.
    2. Time Limitation for Submittal of a Complaint. A complaint may not be brought under this subsection more than three years after the date on which the alleged reprisal took place.
    3. Required Actions of the Inspector General. Actions, limitations, and exceptions of the Inspector General's office are established under 41 U.S.C. § 4712(b).
  - c. Remedy and Enforcement Authority.
    1. Assumption of Rights to Civil Remedy. Upon receipt of an explanation of a decision not to conduct or continue an investigation by the OIG, the person submitting a complaint assumes the right to a civil remedy under 41 U.S.C. § 4712(c)(2).
26. **Prohibited Telecommunications and Video Surveillance Services and Equipment.** The Sponsor agrees to comply with mandatory standards and policies relating to use and procurement of certain telecommunications and video surveillance services or equipment in compliance with the National Defense Authorization Act [Public Law 115-232 § 889(f)(1)] and 2 CFR § 200.216.
27. **Critical Infrastructure Security and Resilience.** The Sponsor acknowledges that it has considered and addressed physical and cybersecurity and resilience in their project planning, design, and oversight, as determined by the DOT and the Department of Homeland Security (DHS). For airports that do not have specific DOT or DHS cybersecurity requirements, the FAA encourages the voluntary adoption of the cybersecurity requirements from the Transportation Security Administration and Federal Security Director identified for security risk Category X airports.

### **SPECIAL CONDITIONS**

28. **Consultant Contract and Cost Analysis.** The Sponsor understands and agrees that no reimbursement will be made on the consultant contract portion of this Grant until the FAA has

received the consultant contract, the Sponsor's analysis of costs, and the independent fee estimate.


29. **Design Grant.** This Grant Agreement is being issued in order to complete the design of the project. The Sponsor understands and agrees that within 2 years after the design is completed that the Sponsor will accept, subject to the availability of the amount of Federal funding identified in the Airport Capital Improvement Plan (ACIP), a grant to complete the construction of the project in order to provide a useful and useable unit of work. The Sponsor also understands that if the FAA has provided Federal funding to complete the design for the project, and the Sponsor has not completed the design within four (4) years from the execution of this Grant Agreement, the FAA may suspend or terminate grants related to the design.
30. **Buy American Executive Orders.** The Sponsor agrees to abide by applicable Executive Orders in effect at the time this Grant Agreement is executed, including Executive Order 14005, Ensuring the Future Is Made in All of America by All of America's Workers.

The Sponsor's acceptance of this Offer and ratification and adoption of the Project Application incorporated herein shall be evidenced by execution of this instrument by the Sponsor, as hereinafter provided, and this Offer and Acceptance shall comprise a Grant Agreement, constituting the contractual obligations and rights of the United States and the Sponsor with respect to the accomplishment of the Project and compliance with the Grant Assurances, terms, and conditions as provided herein. Such Grant Agreement shall become effective upon the Sponsor's acceptance of this Offer.

**Please read the following information:** By signing this document, you are agreeing that you have reviewed the following consumer disclosure information and consent to transact business using electronic communications, to receive notices and disclosures electronically, and to utilize electronic signatures in lieu of using paper documents. You are not required to receive notices and disclosures or sign documents electronically. If you prefer not to do so, you may request to receive paper copies and withdraw your consent at any time.

I declare under penalty of perjury that the foregoing is true and correct.<sup>1</sup>

**UNITED STATES OF AMERICA  
FEDERAL AVIATION ADMINISTRATION**

  
Justin Barker (Jun 20, 2023 14:31 CDT)  

---

*(Signature)*

Justin Barker  

---

*(Typed Name)*

Manager, Louisiana/New Mexico ADO  

---

*(Title of FAA Official)*

---

<sup>1</sup> Knowingly and willfully providing false information to the Federal government is a violation of 18 U.S.C. § 1001 (False Statements) and could subject you to fines, imprisonment, or both.

**Part II - Acceptance**

The Sponsor does hereby ratify and adopt all assurances, statements, representations, warranties, covenants, and agreements contained in the Project Application and incorporated materials referred to in the foregoing Offer, and does hereby accept this Offer and by such acceptance agrees to comply with all of the Grant Assurances, terms, and conditions in this Offer and in the Project Application.

**Please read the following information:** By signing this document, you are agreeing that you have reviewed the following consumer disclosure information and consent to transact business using electronic communications, to receive notices and disclosures electronically, and to utilize electronic signatures in lieu of using paper documents. You are not required to receive notices and disclosures or sign documents electronically. If you prefer not to do so, you may request to receive paper copies and withdraw your consent at any time.

I declare under penalty of perjury that the foregoing is true and correct.<sup>2</sup>

Dated \_\_\_\_\_

\_\_\_\_\_  
City of Carlsbad

*(Name of Sponsor)*

\_\_\_\_\_  
*(Signature of Sponsor's Authorized Official)*

**By:** John Lowe

\_\_\_\_\_  
*(Typed Name of Sponsor's Authorized Official)*

**Title:** City Administrator

\_\_\_\_\_  
*(Title of Sponsor's Authorized Official)*

\_\_\_\_\_  
<sup>2</sup> Knowingly and willfully providing false information to the Federal government is a violation of 18 U.S.C. § 1001 (False Statements) and could subject you to fines, imprisonment, or both.

**CERTIFICATE OF SPONSOR’S ATTORNEY**

I, \_\_\_\_\_, acting as Attorney for the Sponsor do hereby certify:

That in my opinion the Sponsor is empowered to enter into the foregoing Grant Agreement under the laws of the State of New Mexico. Further, I have examined the foregoing Grant Agreement and the actions taken by said Sponsor and Sponsor’s official representative, who has been duly authorized to execute this Grant Agreement, which is in all respects due and proper and in accordance with the laws of the said State; and Title 49, United States Code (U.S.C.), Chapters 471 and 475; 49 U.S.C. §§ 40101 et seq., and 48103; FAA Reauthorization Act of 2018 (Public Law Number 115-254); the Department of Transportation Appropriations Act, 2021 (Public Law 116-260, Division L); the Consolidated Appropriations Act, 2022 (Public Law 117-103); Consolidated Appropriations Act, 2023 (Public Law 117-328); and the representations contained in the Project Application. In addition, for grants involving projects to be carried out on property not owned by the Sponsor, there are no legal impediments that will prevent full performance by the Sponsor. Further, it is my opinion that the said Grant Agreement constitutes a legal and binding obligation of the Sponsor in accordance with the terms thereof.

**Please read the following information:** By signing this document, you are agreeing that you have reviewed the following consumer disclosure information and consent to transact business using electronic communications, to receive notices and disclosures electronically, and to utilize electronic signatures in lieu of using paper documents. You are not required to receive notices and disclosures or sign documents electronically. If you prefer not to do so, you may request to receive paper copies and withdraw your consent at any time.

I declare under penalty of perjury that the foregoing is true and correct.<sup>3</sup>

Dated at \_\_\_\_\_

By: \_\_\_\_\_  
*(Signature of Sponsor’s Attorney)*

\_\_\_\_\_

<sup>3</sup> Knowingly and willfully providing false information to the Federal government is a violation of 18 U.S.C. § 1001 (False Statements) and could subject you to fines, imprisonment, or both.

## ASSURANCES

### AIRPORT SPONSORS

---

#### A. General.

1. These assurances shall be complied with in the performance of grant agreements for airport development, airport planning, and noise compatibility program grants for airport sponsors.
2. These assurances are required to be submitted as part of the project application by sponsors requesting funds under the provisions of Title 49, U.S.C., subtitle VII, as amended. As used herein, the term "public agency sponsor" means a public agency with control of a public-use airport; the term "private sponsor" means a private owner of a public-use airport; and the term "sponsor" includes both public agency sponsors and private sponsors.
3. Upon acceptance of this grant offer by the sponsor, these assurances are incorporated in and become part of this Grant Agreement.

#### B. Duration and Applicability.

1. **Airport development or Noise Compatibility Program Projects Undertaken by a Public Agency Sponsor.**

The terms, conditions and assurances of this Grant Agreement shall remain in full force and effect throughout the useful life of the facilities developed or equipment acquired for an airport development or noise compatibility program project, or throughout the useful life of the project items installed within a facility under a noise compatibility program project, but in any event not to exceed twenty (20) years from the date of acceptance of a grant offer of Federal funds for the project. However, there shall be no limit on the duration of the assurances regarding Exclusive Rights and Airport Revenue so long as the airport is used as an airport. There shall be no limit on the duration of the terms, conditions, and assurances with respect to real property acquired with federal funds. Furthermore, the duration of the Civil Rights assurance shall be specified in the assurances.

2. **Airport Development or Noise Compatibility Projects Undertaken by a Private Sponsor.**

The preceding paragraph (1) also applies to a private sponsor except that the useful life of project items installed within a facility or the useful life of the facilities developed or equipment acquired under an airport development or noise compatibility program project shall be no less than ten (10) years from the date of acceptance of Federal aid for the project.

3. **Airport Planning Undertaken by a Sponsor.**

Unless otherwise specified in this Grant Agreement, only Assurances 1, 2, 3, 5, 6, 13, 18, 23, 25, 30, 32, 33, 34, and 37 in Section C apply to planning projects. The terms, conditions, and assurances of this Grant Agreement shall remain in full force and effect during the life of the project; there shall be no limit on the duration of the assurances regarding Exclusive Rights and Airport Revenue so long as the airport is used as an airport.

#### C. Sponsor Certification.

The sponsor hereby assures and certifies, with respect to this grant that:



## 1. General Federal Requirements

It will comply with all applicable Federal laws, regulations, executive orders, policies, guidelines, and requirements as they relate to the application, acceptance, and use of Federal funds for this Grant including but not limited to the following:

### FEDERAL LEGISLATION

---

- a. 49, U.S.C., subtitle VII, as amended.
- b. Davis-Bacon Act, as amended — 40 U.S.C. §§ 3141-3144, 3146, and 3147, et seq.<sup>1</sup>
- c. Federal Fair Labor Standards Act - 29 U.S.C. § 201, et seq.
- d. Hatch Act – 5 U.S.C. § 1501, et seq.<sup>2</sup>
- e. Uniform Relocation Assistance and Real Property Acquisition Policies Act of 1970, 42 U.S.C. § 4601, et seq.<sup>1, 2</sup>
- f. National Historic Preservation Act of 1966 – Section 106 - 54 U.S.C. § 306108.1.<sup>1</sup>
- g. Archeological and Historic Preservation Act of 1974 - 54 U.S.C. § 312501, et seq.<sup>1</sup>
- h. Native Americans Grave Repatriation Act - 25 U.S.C. Section § 3001, et seq.
- i. Clean Air Act, P.L. 90-148, as amended - 42 U.S.C. § 7401, et seq.
- j. Coastal Zone Management Act, P.L. 92-583, as amended - 16 U.S.C. § 1451, et seq.
- k. Flood Disaster Protection Act of 1973 – Section 102(a) - 42 U.S.C. § 4012a.<sup>1</sup>
- l. 49 U.S.C. § 303, (formerly known as Section 4(f)).
- m. Rehabilitation Act of 1973 - 29 U.S.C. § 794.
- n. Title VI of the Civil Rights Act of 1964 (42 U.S.C. § 2000d et seq., 78 stat. 252) (prohibits discrimination on the basis of race, color, national origin).
- o. Americans with Disabilities Act of 1990, as amended, (42 U.S.C. § 12101 et seq.) (prohibits discrimination on the basis of disability).
- p. Age Discrimination Act of 1975 - 42 U.S.C. § 6101, et seq.
- q. American Indian Religious Freedom Act, P.L. 95-341, as amended.
- r. Architectural Barriers Act of 1968, as amended - 42 U.S.C. § 4151, et seq.<sup>1</sup>
- s. Powerplant and Industrial Fuel Use Act of 1978 – Section 403 - 42 U.S.C. § 8373.<sup>1</sup>
- t. Contract Work Hours and Safety Standards Act - 40 U.S.C. § 3701, et seq.<sup>1</sup>
- u. Copeland Anti-kickback Act - 18 U.S.C. § 874.<sup>1</sup>
- v. National Environmental Policy Act of 1969 - 42 U.S.C. § 4321, et seq.<sup>1</sup>
- w. Wild and Scenic Rivers Act, P.L. 90-542, as amended – 16 U.S.C. § 1271, et seq.
- x. Single Audit Act of 1984 - 31 U.S.C. § 7501, et seq.<sup>2</sup>
- y. Drug-Free Workplace Act of 1988 - 41 U.S.C. §§ 8101 through 8105.
- z. The Federal Funding Accountability and Transparency Act of 2006, as amended (P.L. 109-282, as amended by section 6202 of P.L. 110-252).

- aa. Civil Rights Restoration Act of 1987, P.L. 100-259.
- bb. Build America, Buy America Act, P.L. 117-58, Title IX.

#### **EXECUTIVE ORDERS**

---

- a. Executive Order 11246 – Equal Employment Opportunity<sup>1</sup>
- b. Executive Order 11990 – Protection of Wetlands
- c. Executive Order 11998 – Flood Plain Management
- d. Executive Order 12372 – Intergovernmental Review of Federal Programs
- e. Executive Order 12699 – Seismic Safety of Federal and Federally Assisted New Building Construction<sup>1</sup>
- f. Executive Order 12898 – Environmental Justice
- g. Executive Order 13166 – Improving Access to Services for Persons with Limited English Proficiency
- h. Executive Order 13985 – Executive Order on Advancing Racial Equity and Support for Underserved Communities Through the Federal Government
- i. Executive Order 13988 – Preventing and Combating Discrimination on the Basis of Gender Identity or Sexual Orientation
- j. Executive Order 14005 – Ensuring the Future is Made in all of America by All of America’s Workers
- k. Executive Order 14008 – Tackling the Climate Crisis at Home and Abroad

#### **FEDERAL REGULATIONS**

---

- a. 2 CFR Part 180 – OMB Guidelines to Agencies on Governmentwide Debarment and Suspension (Nonprocurement).
- b. 2 CFR Part 200 – Uniform Administrative Requirements, Cost Principles, and Audit Requirements for Federal Awards.<sup>4,5</sup>
- c. 2 CFR Part 1200 – Nonprocurement Suspension and Debarment.
- d. 14 CFR Part 13 – Investigative and Enforcement Procedures.
- e. 14 CFR Part 16 – Rules of Practice For Federally-Assisted Airport Enforcement Proceedings.
- f. 14 CFR Part 150 – Airport Noise Compatibility Planning.
- g. 28 CFR Part 35 – Nondiscrimination on the Basis of Disability in State and Local Government Services.
- h. 28 CFR § 50.3 – U.S. Department of Justice Guidelines for the Enforcement of Title VI of the Civil Rights Act of 1964.
- i. 29 CFR Part 1 – Procedures for Predetermination of Wage Rates.<sup>1</sup>
- j. 29 CFR Part 3 – Contractors and Subcontractors on Public Building or Public Work Financed in Whole or in Part by Loans or Grants from the United States.<sup>1</sup>

- k. 29 CFR Part 5 – Labor Standards Provisions Applicable to Contracts Covering Federally Financed and Assisted Construction (Also Labor Standards Provisions Applicable to Nonconstruction Contracts Subject to the Contract Work Hours and Safety Standards Act).<sup>1</sup>
- l. 41 CFR Part 60 – Office of Federal Contract Compliance Programs, Equal Employment Opportunity, Department of Labor (Federal and Federally-assisted contracting requirements).<sup>1</sup>
- m. 49 CFR Part 20 – New Restrictions on Lobbying.
- n. 49 CFR Part 21 – Nondiscrimination in Federally-Assisted Programs of the Department of Transportation - Effectuation of Title VI of the Civil Rights Act of 1964.
- o. 49 CFR Part 23 – Participation by Disadvantage Business Enterprise in Airport Concessions.
- p. 49 CFR Part 24 – Uniform Relocation Assistance and Real Property Acquisition for Federal and Federally-Assisted Programs.<sup>1 2</sup>
- q. 49 CFR Part 26 – Participation by Disadvantaged Business Enterprises in Department of Transportation Financial Assistance Programs.
- r. 49 CFR Part 27 – Nondiscrimination on the Basis of Disability in Programs or Activities Receiving Federal Financial Assistance.<sup>1</sup>
- s. 49 CFR Part 28 – Enforcement of Nondiscrimination on the Basis of Handicap in Programs or Activities Conducted by the Department of Transportation.
- t. 49 CFR Part 30 – Denial of Public Works Contracts to Suppliers of Goods and Services of Countries That Deny Procurement Market Access to U.S. Contractors.
- u. 49 CFR Part 32 – Governmentwide Requirements for Drug-Free Workplace (Financial Assistance).
- v. 49 CFR Part 37 – Transportation Services for Individuals with Disabilities (ADA).
- w. 49 CFR Part 38 – Americans with Disabilities Act (ADA) Accessibility Specifications for Transportation Vehicles.
- x. 49 CFR Part 41 – Seismic Safety.

#### **FOOTNOTES TO ASSURANCE (C)(1)**

---

- <sup>1</sup> These laws do not apply to airport planning sponsors.
- <sup>2</sup> These laws do not apply to private sponsors.
- <sup>3</sup> 2 CFR Part 200 contains requirements for State and Local Governments receiving Federal assistance. Any requirement levied upon State and Local Governments by this regulation shall apply where applicable to private sponsors receiving Federal assistance under Title 49, United States Code.
- <sup>4</sup> Cost principles established in 2 CFR part 200 subpart E must be used as guidelines for determining the eligibility of specific types of expenses.
- <sup>5</sup> Audit requirements established in 2 CFR part 200 subpart F are the guidelines for audits.

#### **SPECIFIC ASSURANCES**

---

Specific assurances required to be included in grant agreements by any of the above laws, regulations or circulars are incorporated by reference in this grant agreement.

## 2. Responsibility and Authority of the Sponsor.

### a. Public Agency Sponsor:

It has legal authority to apply for this Grant, and to finance and carry out the proposed project; that a resolution, motion or similar action has been duly adopted or passed as an official act of the applicant's governing body authorizing the filing of the application, including all understandings and assurances contained therein, and directing and authorizing the person identified as the official representative of the applicant to act in connection with the application and to provide such additional information as may be required.

### b. Private Sponsor:

It has legal authority to apply for this Grant and to finance and carry out the proposed project and comply with all terms, conditions, and assurances of this Grant Agreement. It shall designate an official representative and shall in writing direct and authorize that person to file this application, including all understandings and assurances contained therein; to act in connection with this application; and to provide such additional information as may be required.

## 3. Sponsor Fund Availability.

It has sufficient funds available for that portion of the project costs which are not to be paid by the United States. It has sufficient funds available to assure operation and maintenance of items funded under this Grant Agreement which it will own or control.

## 4. Good Title.

- a. It, a public agency or the Federal government, holds good title, satisfactory to the Secretary, to the landing area of the airport or site thereof, or will give assurance satisfactory to the Secretary that good title will be acquired.
- b. For noise compatibility program projects to be carried out on the property of the sponsor, it holds good title satisfactory to the Secretary to that portion of the property upon which Federal funds will be expended or will give assurance to the Secretary that good title will be obtained.

## 5. Preserving Rights and Powers.

- a. It will not take or permit any action which would operate to deprive it of any of the rights and powers necessary to perform any or all of the terms, conditions, and assurances in this Grant Agreement without the written approval of the Secretary, and will act promptly to acquire, extinguish or modify any outstanding rights or claims of right of others which would interfere with such performance by the sponsor. This shall be done in a manner acceptable to the Secretary.
- b. Subject to the FAA Act of 2018, Public Law 115-254, Section 163, it will not sell, lease, encumber, or otherwise transfer or dispose of any part of its title or other interests in the property shown on Exhibit A to this application or, for a noise compatibility program project, that portion of the property upon which Federal funds have been expended, for the duration of the terms, conditions, and assurances in this Grant Agreement without approval by the Secretary. If the transferee is found by the Secretary to be eligible under Title 49, United States Code, to assume the obligations of this Grant Agreement and to have the power, authority, and financial resources to carry out all such obligations, the sponsor shall insert in the contract or

document transferring or disposing of the sponsor's interest, and make binding upon the transferee all of the terms, conditions, and assurances contained in this Grant Agreement.

- c. For all noise compatibility program projects which are to be carried out by another unit of local government or are on property owned by a unit of local government other than the sponsor, it will enter into an agreement with that government. Except as otherwise specified by the Secretary, that agreement shall obligate that government to the same terms, conditions, and assurances that would be applicable to it if it applied directly to the FAA for a grant to undertake the noise compatibility program project. That agreement and changes thereto must be satisfactory to the Secretary. It will take steps to enforce this agreement against the local government if there is substantial non-compliance with the terms of the agreement.
- d. For noise compatibility program projects to be carried out on privately owned property, it will enter into an agreement with the owner of that property which includes provisions specified by the Secretary. It will take steps to enforce this agreement against the property owner whenever there is substantial non-compliance with the terms of the agreement.
- e. If the sponsor is a private sponsor, it will take steps satisfactory to the Secretary to ensure that the airport will continue to function as a public-use airport in accordance with these assurances for the duration of these assurances.
- f. If an arrangement is made for management and operation of the airport by any agency or person other than the sponsor or an employee of the sponsor, the sponsor will reserve sufficient rights and authority to ensure that the airport will be operated and maintained in accordance with Title 49, United States Code, the regulations and the terms, conditions and assurances in this Grant Agreement and shall ensure that such arrangement also requires compliance therewith.
- g. Sponsors of commercial service airports will not permit or enter into any arrangement that results in permission for the owner or tenant of a property used as a residence, or zoned for residential use, to taxi an aircraft between that property and any location on airport. Sponsors of general aviation airports entering into any arrangement that results in permission for the owner of residential real property adjacent to or near the airport must comply with the requirements of Sec. 136 of Public Law 112-95 and the sponsor assurances.

#### **6. Consistency with Local Plans.**

The project is reasonably consistent with plans (existing at the time of submission of this application) of public agencies that are authorized by the State in which the project is located to plan for the development of the area surrounding the airport.

#### **7. Consideration of Local Interest.**

It has given fair consideration to the interest of communities in or near where the project may be located.

#### **8. Consultation with Users.**

In making a decision to undertake any airport development project under Title 49, United States Code, it has undertaken reasonable consultations with affected parties using the airport at which project is proposed.

**9. Public Hearings.**

In projects involving the location of an airport, an airport runway, or a major runway extension, it has afforded the opportunity for public hearings for the purpose of considering the economic, social, and environmental effects of the airport or runway location and its consistency with goals and objectives of such planning as has been carried out by the community and it shall, when requested by the Secretary, submit a copy of the transcript of such hearings to the Secretary. Further, for such projects, it has on its management board either voting representation from the communities where the project is located or has advised the communities that they have the right to petition the Secretary concerning a proposed project.

**10. Metropolitan Planning Organization.**

In projects involving the location of an airport, an airport runway, or a major runway extension at a medium or large hub airport, the sponsor has made available to and has provided upon request to the metropolitan planning organization in the area in which the airport is located, if any, a copy of the proposed amendment to the airport layout plan to depict the project and a copy of any airport master plan in which the project is described or depicted.

**11. Pavement Preventive Maintenance-Management.**

With respect to a project approved after January 1, 1995, for the replacement or reconstruction of pavement at the airport, it assures or certifies that it has implemented an effective airport pavement maintenance-management program and it assures that it will use such program for the useful life of any pavement constructed, reconstructed or repaired with Federal financial assistance at the airport. It will provide such reports on pavement condition and pavement management programs as the Secretary determines may be useful.

**12. Terminal Development Prerequisites.**

For projects which include terminal development at a public use airport, as defined in Title 49, it has, on the date of submittal of the project grant application, all the safety equipment required for certification of such airport under 49 U.S.C. § 44706, and all the security equipment required by rule or regulation, and has provided for access to the passenger enplaning and deplaning area of such airport to passengers enplaning and deplaning from aircraft other than air carrier aircraft.

**13. Accounting System, Audit, and Record Keeping Requirements.**

- a. It shall keep all project accounts and records which fully disclose the amount and disposition by the recipient of the proceeds of this Grant, the total cost of the project in connection with which this Grant is given or used, and the amount or nature of that portion of the cost of the project supplied by other sources, and such other financial records pertinent to the project. The accounts and records shall be kept in accordance with an accounting system that will facilitate an effective audit in accordance with the Single Audit Act of 1984.
- b. It shall make available to the Secretary and the Comptroller General of the United States, or any of their duly authorized representatives, for the purpose of audit and examination, any books, documents, papers, and records of the recipient that are pertinent to this Grant. The Secretary may require that an appropriate audit be conducted by a recipient. In any case in which an independent audit is made of the accounts of a sponsor relating to the disposition of the proceeds of a Grant or relating to the project in connection with which this Grant was given or used, it shall file a certified copy of such audit with the Comptroller General of the United

States not later than six (6) months following the close of the fiscal year for which the audit was made.

#### **14. Minimum Wage Rates.**

It shall include, in all contracts in excess of \$2,000 for work on any projects funded under this Grant Agreement which involve labor, provisions establishing minimum rates of wages, to be predetermined by the Secretary of Labor under 40 U.S.C. §§ 3141-3144, 3146, and 3147, Public Building, Property, and Works), which contractors shall pay to skilled and unskilled labor, and such minimum rates shall be stated in the invitation for bids and shall be included in proposals or bids for the work.

#### **15. Veteran's Preference.**

It shall include in all contracts for work on any project funded under this Grant Agreement which involve labor, such provisions as are necessary to insure that, in the employment of labor (except in executive, administrative, and supervisory positions), preference shall be given to Vietnam era veterans, Persian Gulf veterans, Afghanistan-Iraq war veterans, disabled veterans, and small business concerns owned and controlled by disabled veterans as defined in 49 U.S.C. § 47112. However, this preference shall apply only where the individuals are available and qualified to perform the work to which the employment relates.

#### **16. Conformity to Plans and Specifications.**

It will execute the project subject to plans, specifications, and schedules approved by the Secretary. Such plans, specifications, and schedules shall be submitted to the Secretary prior to commencement of site preparation, construction, or other performance under this Grant Agreement, and, upon approval of the Secretary, shall be incorporated into this Grant Agreement. Any modification to the approved plans, specifications, and schedules shall also be subject to approval of the Secretary, and incorporated into this Grant Agreement.

#### **17. Construction Inspection and Approval.**

It will provide and maintain competent technical supervision at the construction site throughout the project to assure that the work conforms to the plans, specifications, and schedules approved by the Secretary for the project. It shall subject the construction work on any project contained in an approved project application to inspection and approval by the Secretary and such work shall be in accordance with regulations and procedures prescribed by the Secretary. Such regulations and procedures shall require such cost and progress reporting by the sponsor or sponsors of such project as the Secretary shall deem necessary.

#### **18. Planning Projects.**

In carrying out planning projects:

- a. It will execute the project in accordance with the approved program narrative contained in the project application or with the modifications similarly approved.
- b. It will furnish the Secretary with such periodic reports as required pertaining to the planning project and planning work activities.
- c. It will include in all published material prepared in connection with the planning project a notice that the material was prepared under a grant provided by the United States.

- d. It will make such material available for examination by the public, and agrees that no material prepared with funds under this project shall be subject to copyright in the United States or any other country.
- e. It will give the Secretary unrestricted authority to publish, disclose, distribute, and otherwise use any of the material prepared in connection with this grant.
- f. It will grant the Secretary the right to disapprove the sponsor's employment of specific consultants and their subcontractors to do all or any part of this project as well as the right to disapprove the proposed scope and cost of professional services.
- g. It will grant the Secretary the right to disapprove the use of the sponsor's employees to do all or any part of the project.
- h. It understands and agrees that the Secretary's approval of this project grant or the Secretary's approval of any planning material developed as part of this grant does not constitute or imply any assurance or commitment on the part of the Secretary to approve any pending or future application for a Federal airport grant.

#### **19. Operation and Maintenance.**

- a. The airport and all facilities which are necessary to serve the aeronautical users of the airport, other than facilities owned or controlled by the United States, shall be operated at all times in a safe and serviceable condition and in accordance with the minimum standards as may be required or prescribed by applicable Federal, State and local agencies for maintenance and operation. It will not cause or permit any activity or action thereon which would interfere with its use for airport purposes. It will suitably operate and maintain the airport and all facilities thereon or connected therewith, with due regard to climatic and flood conditions. Any proposal to temporarily close the airport for non-aeronautical purposes must first be approved by the Secretary. In furtherance of this assurance, the sponsor will have in effect arrangements for:
  - 1. Operating the airport's aeronautical facilities whenever required;
  - 2. Promptly marking and lighting hazards resulting from airport conditions, including temporary conditions; and
  - 3. Promptly notifying pilots of any condition affecting aeronautical use of the airport. Nothing contained herein shall be construed to require that the airport be operated for aeronautical use during temporary periods when snow, flood, or other climatic conditions interfere with such operation and maintenance. Further, nothing herein shall be construed as requiring the maintenance, repair, restoration, or replacement of any structure or facility which is substantially damaged or destroyed due to an act of God or other condition or circumstance beyond the control of the sponsor.
- b. It will suitably operate and maintain noise compatibility program items that it owns or controls upon which Federal funds have been expended.

#### **20. Hazard Removal and Mitigation.**

It will take appropriate action to assure that such terminal airspace as is required to protect instrument and visual operations to the airport (including established minimum flight altitudes) will be adequately cleared and protected by removing, lowering, relocating, marking, or lighting or otherwise mitigating existing airport hazards and by preventing the establishment or creation of future airport hazards.



**21. Compatible Land Use.**

It will take appropriate action, to the extent reasonable, including the adoption of zoning laws, to restrict the use of land adjacent to or in the immediate vicinity of the airport to activities and purposes compatible with normal airport operations, including landing and takeoff of aircraft. In addition, if the project is for noise compatibility program implementation, it will not cause or permit any change in land use, within its jurisdiction, that will reduce its compatibility, with respect to the airport, of the noise compatibility program measures upon which Federal funds have been expended.

**22. Economic Nondiscrimination.**

- a. It will make the airport available as an airport for public use on reasonable terms and without unjust discrimination to all types, kinds and classes of aeronautical activities, including commercial aeronautical activities offering services to the public at the airport.
- b. In any agreement, contract, lease, or other arrangement under which a right or privilege at the airport is granted to any person, firm, or corporation to conduct or to engage in any aeronautical activity for furnishing services to the public at the airport, the sponsor will insert and enforce provisions requiring the contractor to:
  1. Furnish said services on a reasonable, and not unjustly discriminatory, basis to all users thereof, and
  2. Charge reasonable, and not unjustly discriminatory, prices for each unit or service, provided that the contractor may be allowed to make reasonable and nondiscriminatory discounts, rebates, or other similar types of price reductions to volume purchasers.
- c. Each fixed-based operator at the airport shall be subject to the same rates, fees, rentals, and other charges as are uniformly applicable to all other fixed-based operators making the same or similar uses of such airport and utilizing the same or similar facilities.
- d. Each air carrier using such airport shall have the right to service itself or to use any fixed-based operator that is authorized or permitted by the airport to serve any air carrier at such airport.
- e. Each air carrier using such airport (whether as a tenant, non-tenant, or subtenant of another air carrier tenant) shall be subject to such nondiscriminatory and substantially comparable rules, regulations, conditions, rates, fees, rentals, and other charges with respect to facilities directly and substantially related to providing air transportation as are applicable to all such air carriers which make similar use of such airport and utilize similar facilities, subject to reasonable classifications such as tenants or non-tenants and signatory carriers and non-signatory carriers. Classification or status as tenant or signatory shall not be unreasonably withheld by any airport provided an air carrier assumes obligations substantially similar to those already imposed on air carriers in such classification or status.
- f. It will not exercise or grant any right or privilege which operates to prevent any person, firm, or corporation operating aircraft on the airport from performing any services on its own aircraft with its own employees (including, but not limited to maintenance, repair, and fueling) that it may choose to perform.
- g. In the event the sponsor itself exercises any of the rights and privileges referred to in this assurance, the services involved will be provided on the same conditions as would apply to the furnishing of such services by commercial aeronautical service providers authorized by the sponsor under these provisions.

- h. The sponsor may establish such reasonable, and not unjustly discriminatory, conditions to be met by all users of the airport as may be necessary for the safe and efficient operation of the airport.
- i. The sponsor may prohibit or limit any given type, kind or class of aeronautical use of the airport if such action is necessary for the safe operation of the airport or necessary to serve the civil aviation needs of the public.

### **23. Exclusive Rights.**

It will permit no exclusive right for the use of the airport by any person providing, or intending to provide, aeronautical services to the public. For purposes of this paragraph, the providing of the services at an airport by a single fixed-based operator shall not be construed as an exclusive right if both of the following apply:

- a. It would be unreasonably costly, burdensome, or impractical for more than one fixed-based operator to provide such services, and
- b. If allowing more than one fixed-based operator to provide such services would require the reduction of space leased pursuant to an existing agreement between such single fixed-based operator and such airport. It further agrees that it will not, either directly or indirectly, grant or permit any person, firm, or corporation, the exclusive right at the airport to conduct any aeronautical activities, including, but not limited to charter flights, pilot training, aircraft rental and sightseeing, aerial photography, crop dusting, aerial advertising and surveying, air carrier operations, aircraft sales and services, sale of aviation petroleum products whether or not conducted in conjunction with other aeronautical activity, repair and maintenance of aircraft, sale of aircraft parts, and any other activities which because of their direct relationship to the operation of aircraft can be regarded as an aeronautical activity, and that it will terminate any exclusive right to conduct an aeronautical activity now existing at such an airport before the grant of any assistance under Title 49, United States Code.

### **24. Fee and Rental Structure.**

It will maintain a fee and rental structure for the facilities and services at the airport which will make the airport as self-sustaining as possible under the circumstances existing at the particular airport, taking into account such factors as the volume of traffic and economy of collection. No part of the Federal share of an airport development, airport planning or noise compatibility project for which a Grant is made under Title 49, United States Code, the Airport and Airway Improvement Act of 1982, the Federal Airport Act or the Airport and Airway Development Act of 1970 shall be included in the rate basis in establishing fees, rates, and charges for users of that airport.

### **25. Airport Revenues.**

- a. All revenues generated by the airport and any local taxes on aviation fuel established after December 30, 1987, will be expended by it for the capital or operating costs of the airport; the local airport system; or other local facilities which are owned or operated by the owner or operator of the airport and which are directly and substantially related to the actual air transportation of passengers or property; or for noise mitigation purposes on or off the airport. The following exceptions apply to this paragraph:
  - 1. If covenants or assurances in debt obligations issued before September 3, 1982, by the owner or operator of the airport, or provisions enacted before September 3, 1982, in governing statutes controlling the owner or operator's financing, provide for the use of the

revenues from any of the airport owner or operator's facilities, including the airport, to support not only the airport but also the airport owner or operator's general debt obligations or other facilities, then this limitation on the use of all revenues generated by the airport (and, in the case of a public airport, local taxes on aviation fuel) shall not apply.

2. If the Secretary approves the sale of a privately owned airport to a public sponsor and provides funding for any portion of the public sponsor's acquisition of land, this limitation on the use of all revenues generated by the sale shall not apply to certain proceeds from the sale. This is conditioned on repayment to the Secretary by the private owner of an amount equal to the remaining unamortized portion (amortized over a 20-year period) of any airport improvement grant made to the private owner for any purpose other than land acquisition on or after October 1, 1996, plus an amount equal to the federal share of the current fair market value of any land acquired with an airport improvement grant made to that airport on or after October 1, 1996.
3. Certain revenue derived from or generated by mineral extraction, production, lease, or other means at a general aviation airport (as defined at 49 U.S.C. § 47102), if the FAA determines the airport sponsor meets the requirements set forth in Section 813 of Public Law 112-95
  - b. As part of the annual audit required under the Single Audit Act of 1984, the sponsor will direct that the audit will review, and the resulting audit report will provide an opinion concerning, the use of airport revenue and taxes in paragraph (a), and indicating whether funds paid or transferred to the owner or operator are paid or transferred in a manner consistent with Title 49, United States Code and any other applicable provision of law, including any regulation promulgated by the Secretary or Administrator.
  - c. Any civil penalties or other sanctions will be imposed for violation of this assurance in accordance with the provisions of 49 U.S.C. § 47107.

## **26. Reports and Inspections.**

It will:

- a. submit to the Secretary such annual or special financial and operations reports as the Secretary may reasonably request and make such reports available to the public; make available to the public at reasonable times and places a report of the airport budget in a format prescribed by the Secretary;
- b. for airport development projects, make the airport and all airport records and documents affecting the airport, including deeds, leases, operation and use agreements, regulations and other instruments, available for inspection by any duly authorized agent of the Secretary upon reasonable request;
- c. for noise compatibility program projects, make records and documents relating to the project and continued compliance with the terms, conditions, and assurances of this Grant Agreement including deeds, leases, agreements, regulations, and other instruments, available for inspection by any duly authorized agent of the Secretary upon reasonable request; and
- d. in a format and time prescribed by the Secretary, provide to the Secretary and make available to the public following each of its fiscal years, an annual report listing in detail:
  1. all amounts paid by the airport to any other unit of government and the purposes for which each such payment was made; and

2. all services and property provided by the airport to other units of government and the amount of compensation received for provision of each such service and property.

#### **27. Use by Government Aircraft.**

It will make available all of the facilities of the airport developed with Federal financial assistance and all those usable for landing and takeoff of aircraft to the United States for use by Government aircraft in common with other aircraft at all times without charge, except, if the use by Government aircraft is substantial, charge may be made for a reasonable share, proportional to such use, for the cost of operating and maintaining the facilities used. Unless otherwise determined by the Secretary, or otherwise agreed to by the sponsor and the using agency, substantial use of an airport by Government aircraft will be considered to exist when operations of such aircraft are in excess of those which, in the opinion of the Secretary, would unduly interfere with use of the landing areas by other authorized aircraft, or during any calendar month that:

- a. Five (5) or more Government aircraft are regularly based at the airport or on land adjacent thereto; or
- b. The total number of movements (counting each landing as a movement) of Government aircraft is 300 or more, or the gross accumulative weight of Government aircraft using the airport (the total movement of Government aircraft multiplied by gross weights of such aircraft) is in excess of five million pounds.

#### **28. Land for Federal Facilities.**

It will furnish without cost to the Federal Government for use in connection with any air traffic control or air navigation activities, or weather-reporting and communication activities related to air traffic control, any areas of land or water, or estate therein as the Secretary considers necessary or desirable for construction, operation, and maintenance at Federal expense of space or facilities for such purposes. Such areas or any portion thereof will be made available as provided herein within four months after receipt of a written request from the Secretary.

#### **29. Airport Layout Plan.**

- a. Subject to the FAA Reauthorization Act of 2018, Public Law 115-254, Section 163, it will keep up to date at all times an airport layout plan of the airport showing:
  1. boundaries of the airport and all proposed additions thereto, together with the boundaries of all offsite areas owned or controlled by the sponsor for airport purposes and proposed additions thereto;
  2. the location and nature of all existing and proposed airport facilities and structures (such as runways, taxiways, aprons, terminal buildings, hangars and roads), including all proposed extensions and reductions of existing airport facilities;
  3. the location of all existing and proposed non-aviation areas and of all existing improvements thereon; and
  4. all proposed and existing access points used to taxi aircraft across the airport's property boundary.

Such airport layout plans and each amendment, revision, or modification thereof, shall be subject to the approval of the Secretary which approval shall be evidenced by the signature of a duly authorized representative of the Secretary on the face of the airport layout plan. The

sponsor will not make or permit any changes or alterations in the airport or any of its facilities which are not in conformity with the airport layout plan as approved by the Secretary and which might, in the opinion of the Secretary, adversely affect the safety, utility or efficiency of the airport.

- b. Subject to the FAA Reauthorization Act of 2018, Public Law 115-254, Section 163, if a change or alteration in the airport or the facilities is made which the Secretary determines adversely affects the safety, utility, or efficiency of any federally owned, leased, or funded property on or off the airport and which is not in conformity with the airport layout plan as approved by the Secretary, the owner or operator will, if requested, by the Secretary:
  1. eliminate such adverse effect in a manner approved by the Secretary; or
  2. bear all costs of relocating such property (or replacement thereof) to a site acceptable to the Secretary and all costs of restoring such property (or replacement thereof) to the level of safety, utility, efficiency, and cost of operation existing before the unapproved change in the airport or its facilities except in the case of a relocation or replacement of an existing airport facility due to a change in the Secretary's design standards beyond the control of the airport sponsor.

### 30. Civil Rights.

It will promptly take any measures necessary to ensure that no person in the United States shall, on the grounds of race, color, and national origin (including limited English proficiency) in accordance with the provisions of Title VI of the Civil Rights Act of 1964 (78 Stat. 252, 42 U.S.C. §§ 2000d to 2000d-4); creed and sex (including sexual orientation and gender identity) per 49 U.S.C. § 47123 and related requirements; age per the Age Discrimination Act of 1975 and related requirements; or disability per the Americans with Disabilities Act of 1990 and related requirements, be excluded from participation in, be denied the benefits of, or be otherwise subjected to discrimination in any program and activity conducted with, or benefiting from, funds received from this Grant.

- a. Using the definitions of activity, facility, and program as found and defined in 49 CFR §§ 21.23(b) and 21.23(e), the sponsor will facilitate all programs, operate all facilities, or conduct all programs in compliance with all non-discrimination requirements imposed by or pursuant to these assurances.
- b. Applicability
  1. Programs and Activities. If the sponsor has received a grant (or other federal assistance) for any of the sponsor's program or activities, these requirements extend to all of the sponsor's programs and activities.
  2. Facilities. Where it receives a grant or other federal financial assistance to construct, expand, renovate, remodel, alter, or acquire a facility, or part of a facility, the assurance extends to the entire facility and facilities operated in connection therewith.
  3. Real Property. Where the sponsor receives a grant or other Federal financial assistance in the form of, or for the acquisition of real property or an interest in real property, the assurance will extend to rights to space on, over, or under such property.
- c. Duration.

The sponsor agrees that it is obligated to this assurance for the period during which Federal financial assistance is extended to the program, except where the Federal financial assistance is

to provide, or is in the form of, personal property, or real property, or interest therein, or structures or improvements thereon, in which case the assurance obligates the sponsor, or any transferee for the longer of the following periods:

1. So long as the airport is used as an airport, or for another purpose involving the provision of similar services or benefits; or
  2. So long as the sponsor retains ownership or possession of the property.
- d. Required Solicitation Language. It will include the following notification in all solicitations for bids, Requests For Proposals for work, or material under this Grant Agreement and in all proposals for agreements, including airport concessions, regardless of funding source:
- “The **(City of Carlsbad)**, in accordance with the provisions of Title VI of the Civil Rights Act of 1964 (78 Stat. 252, 42 U.S.C. §§ 2000d to 2000d-4) and the Regulations, hereby notifies all bidders or offerors that it will affirmatively ensure that for any contract entered into pursuant to this advertisement, [select businesses, or disadvantaged business enterprises or airport concession disadvantaged business enterprises] will be afforded full and fair opportunity to submit bids in response to this invitation and no businesses will be discriminated against on the grounds of race, color, national origin (including limited English proficiency), creed, sex (including sexual orientation and gender identity), age, or disability in consideration for an award.”
- e. Required Contract Provisions.
1. It will insert the non-discrimination contract clauses requiring compliance with the acts and regulations relative to non-discrimination in Federally-assisted programs of the Department of Transportation (DOT), and incorporating the acts and regulations into the contracts by reference in every contract or agreement subject to the non-discrimination in Federally-assisted programs of the DOT acts and regulations.
  2. It will include a list of the pertinent non-discrimination authorities in every contract that is subject to the non-discrimination acts and regulations.
  3. It will insert non-discrimination contract clauses as a covenant running with the land, in any deed from the United States effecting or recording a transfer of real property, structures, use, or improvements thereon or interest therein to a sponsor.
  4. It will insert non-discrimination contract clauses prohibiting discrimination on the basis of race, color, national origin (including limited English proficiency), creed, sex (including sexual orientation and gender identity), age, or disability as a covenant running with the land, in any future deeds, leases, license, permits, or similar instruments entered into by the sponsor with other parties:
    - a. For the subsequent transfer of real property acquired or improved under the applicable activity, project, or program; and
    - b. For the construction or use of, or access to, space on, over, or under real property acquired or improved under the applicable activity, project, or program.
- f. It will provide for such methods of administration for the program as are found by the Secretary to give reasonable guarantee that it, other recipients, sub-recipients, sub-grantees, contractors, subcontractors, consultants, transferees, successors in interest, and other

participants of Federal financial assistance under such program will comply with all requirements imposed or pursuant to the acts, the regulations, and this assurance.

- g. It agrees that the United States has a right to seek judicial enforcement with regard to any matter arising under the acts, the regulations, and this assurance.

### **31. Disposal of Land.**

- a. For land purchased under a grant for airport noise compatibility purposes, including land serving as a noise buffer, it will dispose of the land, when the land is no longer needed for such purposes, at fair market value, at the earliest practicable time. That portion of the proceeds of such disposition which is proportionate to the United States' share of acquisition of such land will be, at the discretion of the Secretary, (1) reinvested in another project at the airport, or (2) transferred to another eligible airport as prescribed by the Secretary. The Secretary shall give preference to the following, in descending order:

1. Reinvestment in an approved noise compatibility project;
2. Reinvestment in an approved project that is eligible for grant funding under 49 U.S.C. § 47117(e);
3. Reinvestment in an approved airport development project that is eligible for grant funding under 49 U.S.C. §§ 47114, 47115, or 47117
4. Transfer to an eligible sponsor of another public airport to be reinvested in an approved noise compatibility project at that airport; or
5. Payment to the Secretary for deposit in the Airport and Airway Trust Fund.

If land acquired under a grant for noise compatibility purposes is leased at fair market value and consistent with noise buffering purposes, the lease will not be considered a disposal of the land. Revenues derived from such a lease may be used for an approved airport development project that would otherwise be eligible for grant funding or any permitted use of airport revenue.

- b. For land purchased under a grant for airport development purposes (other than noise compatibility), it will, when the land is no longer needed for airport purposes, dispose of such land at fair market value or make available to the Secretary an amount equal to the United States' proportionate share of the fair market value of the land. That portion of the proceeds of such disposition which is proportionate to the United States' share of the cost of acquisition of such land will, upon application to the Secretary, be reinvested or transferred to another eligible airport as prescribed by the Secretary. The Secretary shall give preference to the following, in descending order:

1. Reinvestment in an approved noise compatibility project;
2. Reinvestment in an approved project that is eligible for grant funding under 49 U.S.C. § 47117(e);
3. Reinvestment in an approved airport development project that is eligible for grant funding under 49 U.S.C. §§ 47114, 47115, or 47117
4. Transfer to an eligible sponsor of another public airport to be reinvested in an approved noise compatibility project at that airport; or
5. Payment to the Secretary for deposit in the Airport and Airway Trust Fund.

- c. Land shall be considered to be needed for airport purposes under this assurance if (1) it may be needed for aeronautical purposes (including runway protection zones) or serve as noise buffer land, and (2) the revenue from interim uses of such land contributes to the financial self-sufficiency of the airport. Further, land purchased with a grant received by an airport operator or owner before December 31, 1987, will be considered to be needed for airport purposes if the Secretary or Federal agency making such grant before December 31, 1987, was notified by the operator or owner of the uses of such land, did not object to such use, and the land continues to be used for that purpose, such use having commenced no later than December 15, 1989.
- d. Disposition of such land under (a), (b), or (c) will be subject to the retention or reservation of any interest or right therein necessary to ensure that such land will only be used for purposes which are compatible with noise levels associated with operation of the airport.

### **32. Engineering and Design Services.**

If any phase of such project has received Federal funds under Chapter 471 subchapter 1 of Title 49 U.S.C., it will award each contract, or sub-contract for program management, construction management, planning studies, feasibility studies, architectural services, preliminary engineering, design, engineering, surveying, mapping or related services in the same manner as a contract for architectural and engineering services is negotiated under Chapter 11 of Title 40 U.S.C., or an equivalent qualifications-based requirement prescribed for or by the sponsor of the airport.

### **33. Foreign Market Restrictions.**

It will not allow funds provided under this Grant to be used to fund any project which uses any product or service of a foreign country during the period in which such foreign country is listed by the United States Trade Representative as denying fair and equitable market opportunities for products and suppliers of the United States in procurement and construction.

### **34. Policies, Standards, and Specifications.**

It will carry out any project funded under an Airport Improvement Program Grant in accordance with policies, standards, and specifications approved by the Secretary including, but not limited to, current FAA Advisory Circulars (<https://www.faa.gov/airports/aip/media/aip-pfc-checklist.pdf>) for AIP projects as of April 19, 2023.

### **35. Relocation and Real Property Acquisition.**

- a. It will be guided in acquiring real property, to the greatest extent practicable under State law, by the land acquisition policies in Subpart B of 49 CFR Part 24 and will pay or reimburse property owners for necessary expenses as specified in Subpart B.
- b. It will provide a relocation assistance program offering the services described in Subpart C of 49 CFR Part 24 and fair and reasonable relocation payments and assistance to displaced persons as required in Subpart D and E of 49 CFR Part 24.
- c. It will make available within a reasonable period of time prior to displacement, comparable replacement dwellings to displaced persons in accordance with Subpart E of 49 CFR Part 24.

### **36. Access By Intercity Buses.**

The airport owner or operator will permit, to the maximum extent practicable, intercity buses or other modes of transportation to have access to the airport; however, it has no obligation to fund special facilities for intercity buses or for other modes of transportation.



**37. Disadvantaged Business Enterprises.**

The sponsor shall not discriminate on the basis of race, color, national origin, or sex, in the award and performance of any DOT-assisted contract covered by 49 CFR Part 26, or in the award and performance of any concession activity contract covered by 49 CFR Part 23. In addition, the sponsor shall not discriminate on the basis of race, color, national origin or sex in the administration of its Disadvantaged Business Enterprise (DBE) and Airport Concessions Disadvantaged Business Enterprise (ACDBE) programs or the requirements of 49 CFR Parts 23 and 26. The sponsor shall take all necessary and reasonable steps under 49 CFR Parts 23 and 26 to ensure nondiscrimination in the award and administration of DOT-assisted contracts, and/or concession contracts. The sponsor's DBE and ACDBE programs, as required by 49 CFR Parts 26 and 23, and as approved by DOT, are incorporated by reference in this agreement. Implementation of these programs is a legal obligation and failure to carry out its terms shall be treated as a violation of this agreement. Upon notification to the sponsor of its failure to carry out its approved program, the Department may impose sanctions as provided for under Parts 26 and 23 and may, in appropriate cases, refer the matter for enforcement under 18 U.S.C. § 1001 and/or the Program Fraud Civil Remedies Act of 1986 (31 U.S.C. §§ 3801-3809, 3812).

**38. Hangar Construction.**

If the airport owner or operator and a person who owns an aircraft agree that a hangar is to be constructed at the airport for the aircraft at the aircraft owner's expense, the airport owner or operator will grant to the aircraft owner for the hangar a long term lease that is subject to such terms and conditions on the hangar as the airport owner or operator may impose.

**39. Competitive Access.**

- a. If the airport owner or operator of a medium or large hub airport (as defined in 49 U.S.C. § 47102) has been unable to accommodate one or more requests by an air carrier for access to gates or other facilities at that airport in order to allow the air carrier to provide service to the airport or to expand service at the airport, the airport owner or operator shall transmit a report to the Secretary that:
  1. Describes the requests;
  2. Provides an explanation as to why the requests could not be accommodated; and
  3. Provides a time frame within which, if any, the airport will be able to accommodate the requests.
- b. Such report shall be due on either February 1 or August 1 of each year if the airport has been unable to accommodate the request(s) in the six month period prior to the applicable due date.







CITY OF CARLSBAD

Planning, Engineering, and Regulation Department  
PO Box 1569, Carlsbad, NM 88221  
Phone (575) 885-1185  
Fax (575) 628-8379

TEMPORARY USE APPLICATION

Sec. 56-80 and Temporary Housing

Application Date: 05/26/2023

Fee Paid (\$10.00): paid w

TYPE OF USE REQUESTED:

- Carnival, Circus, Fair, Public Event
- Real Estate Sales Office
- Parking Lot Sale
- Temporary Housing
- Garage, Estate, Yard Sale
- Other
- Natural Disaster, Emergency Personal Assistance Location

APPLICANT INFORMATION:

Shane Rodriguez 111 Silver Fox Lane  
 NAME ADDRESS  
 Carlsbad NM 88346 50550710079 thespat88346@gmail.com  
 CITY STATE ZIP PHONE EMAIL

PROPERTY OWNER INFORMATION\* (IF DIFFERENT FROM APPLICANT):

City of Carlsbad 908 E Riverside Dr  
 NAME ADDRESS  
 Carlsbad NM 88220 575-887-1191  
 CITY STATE ZIP PHONE EMAIL

\* A signed affidavit from the property owner(s), consenting to submittal of the application, must be included with the application.

LEGAL DESCRIPTION AND/OR STREET ADDRESS OF PROPERTY (FOR WHICH TEMPORARY USE IS REQUESTED):

ADDRESS	LOT	BLOCK	SUBDIVISION	ZONING
---------	-----	-------	-------------	--------

Description and Duration of Temporary Use:

~~Monday - Sunday~~  
Monday - Sunday 11:00am to 8:00pm

Site Plan:


Any Avail. Spot

**FOR OFFICIAL USE ONLY:**

Approved       Approved with Conditions       Denied      By: \_\_\_\_\_

Approval Date: \_\_\_\_\_      Permit Expiration Date: \_\_\_\_\_

Conditions of approval:



City of Carlsbad
BUSINESS REGISTRATION

No. 1367

BUS ID: GENR-000328-2023

2023 ANNUAL

Business Name: THE SPOT FEE: \$35.00

Contact: SHANE RODRIGUEZ

REMARKS

Location:

111 SILVER FOX LANE
ALTO NM 88312
WAITING FOR COUNCIL
APPROVAL FOR BEACH
VENDING

Nature of Business: Service / Mobile Food Establishment

Wholes

This is to certify that this business conforms with the Provisions of Ordinance No. 857, City of Carlsbad, New Mexico, and may conduct business for the particular purpose prescribed above.

SUBJECT TO ALL FEDERAL, STATE AND MUNICIPAL REGULATIONS.
MUST BE DISPLAYED IN A PROMINENT LOCATION.
RENEWABLE BY MARCH 16TH

NICHOLS PRINTING, INC. • 575-885-3313

DBA or Common: THE SPOT
Full: Shane Rodriguez

Business:
Emergency: 575 915 9133

4. LOCATION OF BUSINESS
Street Number: (Building Number)
Prefix: Beach (N, S, E, W)
Street Name: Beach
Comment: (Building Name, Suite #, etc.)

5. MAILING ADDRESS
Line 1: 111 Silver Fox Lane
Line 2:
City: Alto NM
State: NM
ZIP: 88312

6. MISCELLANEOUS REQUIRED INFORMATION
A. Primary Contact: Shane Rodriguez Title: Owner
Email: thespot88312@gmail.com
B. NM GRT Number: 03590158007-ART
C. Contractor or Handyman License # (if applicable):
D. Organization of Business:
E. Nature of Business: Food Truck Specialty: Sno Cones
F. Zoning District:
1. Is the business an allowed use in this zoning district? [ ] Yes [ ] No
2. If NO, provide date of Special Property Use approval by City Council:

The foregoing information is, to the best of my knowledge and belief, true and correct. It is requested that this business be registered by the City of Carlsbad as required by Chapter 28 of the Carlsbad Code of Ordinances.

Shane Rodriguez Signature
Owner Title (Owner, Manager, etc.)



New Mexico Environment Department  
Environmental Health Bureau

# Permit to Operate

**Owner Name:** Shane Rodriguez  
**Facility Name:** The Spot  
**Location:** 2415 Sudderth , Suite #6 Ruidoso, NM 88345  
**Permit Type:** Food Retail Permit  
**Permit Number:** 044920

*Failure to maintain and operate the facility in compliance with the applicable State Regulations may result in suspension or revocation of this permit by an authorized representative of this Department.*

**Date Issued:** September 02, 2022  
**Date of Expiration:** September 30, 2023

A handwritten signature in blue ink, appearing to read "W. H. C.", is written over a horizontal line.

**Authorizing Official  
NMED**



*This permit shall be renewed annually, but is not transferable to another individual, establishment, or location.  
This permit must be displayed in conspicuous place.*

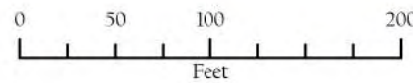
Scale: 1:1,200  
1 inch = 100 Feet

# The Spot - Snow Cones Food Truck - Carlsbad Beach Park


Map # 2832\_ed01  
Date: 6/21/2023



-  Roads
-  Vendor Locations



IMPORTANT: Maps, products and data are NOT surveyor quality and are only to be used as a reference.





**CITY OF CARLSBAD  
AGENDA BRIEFING MEMORANDUM**

**COUNCIL MEETING DATE: June 27, 2023**

<b>DEPARTMENT:</b> City Clerk	<b>BY:</b> Nadine Mireles <i>NM</i>	<b>DATE:</b> June 21, 2023
-------------------------------	-------------------------------------	----------------------------

**SUBJECT:** Annual City Liquor License Renewals

**SYNOPSIS, HISTORY and IMPACT** (SAFETY AND WELFARE/FINANCIAL/PERSONNEL/INFRASTRUCTURE/ETC.):  
**BACKGROUND:**

Annually, the City Clerk's Office requests the City Council's approval of all City Liquor License renewals. The City Liquor Licenses are renewed yearly upon the payment of a \$250.00 fee and proof of a State Issued Liquor License. Attached is the current list of Liquor Licenses in the City of Carlsbad.

**DEPARTMENT RECOMMENDATION:**  
The Department recommends approval of all existing Liquor Licenses subject to receipt of proof of a City Business Registration, a NM State Liquor License and payment of the Annual City Liquor License fee of \$250.00

**BOARD/COMMISSION/COMMITTEE ACTION:**

<input type="checkbox"/> P&Z	<input type="checkbox"/> Lodgers Tax Board	<input type="checkbox"/> Cemetery Board	<input type="checkbox"/> APPROVED
<input type="checkbox"/> Museum Board	<input type="checkbox"/> San Jose Board	<input type="checkbox"/> Water Board	<input type="checkbox"/> DISSAPPROVED
<input type="checkbox"/> Library Board	<input type="checkbox"/> N. Mesa Board	<input type="checkbox"/> _____ Committee	

<b>Reviewed by:</b> _____ City Administrator /s/John Lowe	<b>Date:</b> 06/22/2023
--	-------------------------

**ATTACHMENTS:**  
List of Liquor Licenses in Carlsbad, NM

<b>Business Name</b>	<b>License Number</b>	
Albertson's #687	0954	
Allsup's #190	0050	
Allsup's #195	0916	
Allsup's #219	0016	
Allsup's #243	0180	
Allsup's #269	0581	
Allsup's #285	0802	
Bryan Mudgett - TJ Trevino Post #7	8197	
BPOE Lodge # 1558	8011	
Brewer Church St. Shell	0270	
Brewer Fiesta Chevron	0274	
Brewer LaHuerta	0294	
Brewer North Gate Chevron	4062	
Brewer South Y	0322	
Brewer Windmill	0046	
Buffalo Wild Wings #656	28074	
Cal's Shade Western Lounge & Package	0827	
Chili's Grill & Bar #967	28004	
CVS Pharmacy #10448	0045	
Dark Stranger Meadery	60094	
Dragon China Buffet	30352	
El Jimador	31311	
Guadalupe Mountain Brewing Co., LLC	67095	
Guadalupe Mountain Brewing Co., LLC	70060	
Guadalupe Mountain Brewing Co., LLC	60056	
Hyatt House	2781	
La Tienda Thriftway	0636	
Lake Carlsbad Golf Course	90031	
Lucky Bull Grill	30972	
Lucy's Mexicali Restaurant	2503	
MiCasita, Restaurant	30470	
Miyabi Japanese Steakhouse/REDLINE	31476	
Milton's Brewing (Wholesaler)	70082	
Miltons Brewing, LLC (small brewer license)	67146	
My Daddys Bar B Q II, LLC	31287	
New Enterprises, LLC	0549	
Pizza Hut #23653	31136	
Pizza Inn	3693	
Pizza Inn	30127	
Red Chimney Pit Bar-B-Que	30921	
Riverside Country Club	8040	
Rosy's Mexican Restaurant, LLC	31521	
Steven's Inn	0914	
Stripes #5051	0524	
Tokyo Japanese Steakhouse & Sushi Bar	31154	

Trinity Hotel & Suites	30458	
Vintage 1892	6136	
Walmart Supercenter #868	0323	
Yellow Brix	30743	

**CITY OF CARLSBAD  
AGENDA BRIEFING MEMORANDUM**

**COUNCIL MEETING DATE: June 27, 2023**

<b>DEPARTMENT:</b> City Clerk	<b>BY:</b> Nadine Mireles <i>NM</i>	<b>DATE:</b> June 21, 2023
-------------------------------	-------------------------------------	----------------------------

**SUBJECT:** Annual City Cannabis License New/Renewals

**SYNOPSIS, HISTORY and IMPACT** (SAFETY AND WELFARE/FINANCIAL/PERSONNEL/INFRASTRUCTURE/ETC.):  
**BACKGROUND:**

In 2021, the City of Carlsbad adopted Ordinance 2021-20 Cannabis Regulation Ordinance (Chapter 9, CCO) which requires any applicant for a recreational cannabis establishment to secure a City Cannabis License. Each City Cannabis License will carry a fee of \$250.00 annually and will be renewed by July 1<sup>st</sup> of every year. Attached is the current list of Cannabis Licenses in the City of Carlsbad.

**DEPARTMENT RECOMMENDATION:**  
The Department recommends approval of all Cannabis Licenses subject to receipt of proof of a City Business Registration, a NM State Cannabis License and payment of the Annual City Cannabis License fee of \$250.00

**BOARD/COMMISSION/COMMITTEE ACTION:**

<input type="checkbox"/> P&Z	<input type="checkbox"/> Lodgers Tax Board	<input type="checkbox"/> Cemetery Board	<input type="checkbox"/> APPROVED
<input type="checkbox"/> Museum Board	<input type="checkbox"/> San Jose Board	<input type="checkbox"/> Water Board	<input type="checkbox"/> DISSAPPROVED
<input type="checkbox"/> Library Board	<input type="checkbox"/> N. Mesa Board	<input type="checkbox"/> _____ Committee	

<b>Reviewed by:</b> City Administrator /s/John Lowe	<b>Date:</b> 06/22/2023
--	-------------------------

**ATTACHMENTS:**  
List of Cannabis Licenses in Carlsbad, NM

<b>Business Name</b>	<b>DBA</b>	<b>Business Status</b>
1861 Market	Healthy Education Society	Active
Bud Board Smoke Shop	Bud Board Dispensary	Active
Cave City Cannabis Co. LLP		Active
Cloud 9 Smoke Shop		Active
Compassionate Distributors, Inc.		Active
Dreamz Dispensary		Active
Enchantment Growth Co.		Active
Falcon Pharms		Active
Frosty Farms, LLC dba Frosty Farmary		Active
Hat Creek Cannabis Cafe		Active
Hypnotic Hemp		Active
La Cumbre Partners, LLC		Active
Livmoor LLC		Active
Mellow Harvest Dispensary LLC		Active
N.M. CannaCo, LLC	CannaCo	Active
New Mexico Top Organics - Ultra Health		Active
Ortega Grounds		Active
Pecos Oasis, LLC		Active
Pecos Valley Production		Active
Process Management Controls		Active
R. Greenleaf Organics, Inc.		Active
Stoned Ape Canna Co.		Active
Three Points Cannabis LLC		Active
TKO Cannabis, LLC		Active
Wild West Pure Organics, INC.		Active



RESOLUTION NO. 2023-30

RESOLUTION TO DEEM CERTAIN UTILITY ACCOUNTS UNCOLLECTABLE

WHEREAS, the City of Carlsbad, New Mexico (the City) has chosen to follow New Mexico State Statute NMSA 3-37-7 - Determination of uncollectable account; removal from accounts receivable; and

WHEREAS, the Director of Finance has determined that certain utility accounts totaling \$55,851.39, that includes services for water, sewer, and solid waste disposal, be deemed as uncollectable; and

WHEREAS, efforts to collect the amounts due to the City, including invoicing & property liens when allowed by law, have been made; however, said accounts remain uncollected, and further efforts at collection are not possible either due to statutory limits or cost effectiveness; and

WHEREAS, all utility accounts have been uncollectable for a period of more than four years; and

WHEREAS, continuing to include such accounts in the financial records of the City has an adverse impact on the presentation of the balance sheet and is contrary to generally accepted accounting principles.

NOW THEREFORE, BE IT RESOLVED BY THE GOVERNING BODY OF THE CITY OF CARLSBAD, NEW MEXICO, THAT:

The Governing Body of the City of Carlsbad hereby directs the Director of Finance to remove the uncollectable utility accounts from the list of accounts receivable of the municipality.

The Governing Body of the City of Carlsbad does not waive any rights it may have to collect any of the referenced uncollectable accounts in the future.

INTRODUCED, PASSED, ADOPTED AND APPROVED THIS 27<sup>th</sup> DAY OF JUNE 2023

---

Mayor

---

City Clerk

City of Carlsbad, NM  
 Summary of Uncollectable Accounts  
 as of: June 20, 2023

Calendar Year							
Fiscal Year of Write-off	Years Written-off	Total Count of Uncollectable Accounts	Total Value of Uncollectable Accounts	Average Value of Uncollectable Accounts	Utility Revenue Collected	% Value of Uncollectable Accounts	Audited Financial Statement Allowance for Uncollectable Accounts
FY18	1996-2013	1,728	\$293,033	\$169.58	\$205,616,098	0.14%	15%
FY19	2011-2014	202	\$37,748	\$186.87	\$23,173,505	0.16%	15%
FY20	2015	198	\$53,448	\$269.94	\$20,930,755	0.26%	15%
FY21	2016	217	\$34,055	\$156.94	\$16,375,490	0.21%	15%
<b>FY23</b>	2017-2018	312	\$55,851	\$179.01	\$32,589,844	0.17%	15%

**Notes:** There is a total of 312 utility accounts with a value of \$55,851 that have been deemed uncollectable by the Director of Finance. These amounts can include: water service, sewer service, solid waste disposal service, late fees, and other service fees. The amount could be offset by a utility deposit. The uncollectable accounts include residential, commercial, and industrial customers.



STATUS CODE	ACCOUNT	FULL NAME	SERVICE ADDRESS	LATE_FEE	WATER	GARBAGE	SEWER	TAX	TOTAL	LEIN_DATE	DEAPPLIED	FIRST_BILL	LAST_BILL
FI	03-03-01320-01	JAMES B ALEXANDER	412 NELSON		10.00				10.00		0001/01/01	6/30/1996	12/1/1997
FI	04-05-01130-10	MICHAEL CARRASCO	314 N CANYON		23.41	63.28	52.50	7.95	147.14	2/8/2018	3/6/2017	8/4/2011	1/10/2017
FI	09-17-01890-32	JADE MORALES	411 S MESA		10.94	51.02	8.10	1.40	71.46		3/2/2017	4/6/2015	1/10/2017
FI	12-26-01000-02	CIRILO RAMIREZ	503 DIAZ	25.00	31.63	63.28	41.10	6.79	167.80	2/8/2018	1/10/2017	6/30/1996	1/10/2017
FI	17-38-00860-01	ROJELIO M JIMENEZ	509 N 2ND	25.00	39.40	63.28	51.56	8.47	187.71	2/8/2018	3/15/2017	6/30/1996	1/10/2017
FI	19-47-00350-04	BRANDON RHODES	1310 N 8TH		25.57	26.90	9.60	2.21	64.28		3/15/2017	12/21/2012	1/10/2017
FI	23-55-00165-04	JERRY T CARRASCO	2215 SANDYRIDGE		9.72	65.84	8.10	1.34	85.00	2/8/2018	3/16/2017	8/11/2011	1/10/2017
FI	28-76-00290-23	ROSA M FIERRO	114 PARKER		10.94	84.88	117.06	1.92	214.80		3/20/2017	5/3/2016	1/10/2017
FI	28-79-00400-15	FRANK N PADILLA	3813 FLEETWOOD		22.27	63.28	72.38	8.95	166.88	2/8/2018	3/20/2017	6/11/2010	1/10/2017
FI	32-91-51350-09	SHEILA MCEVOY	4401 WILLOW		13.92	63.28	46.28	7.18	130.66	2/8/2018	3/20/2017	8/19/2016	1/10/2017
FI	08-15-00280-12	CHELSEA LEAVITT	504 N MESQUITE		12.10	50.64	10.68	1.68	75.10	2/8/2018	3/2/2017	11/3/2016	1/12/2017
FI	24-62-00602-15	JOEY MARTINEZ	1521 N C C C		15.58	35.87	10.53	1.89	63.87		3/16/2017	8/2/2016	1/13/2017
FI	18-41-00290-12	CONNIE RIOS	112 N 5TH			15.86			15.86		3/15/2017	5/3/2016	1/30/2017
FI	27-74-01588-05	JULIO LEIJA	411 HAMILTON PL		(45.67)	90.42	54.85	1.31	100.91	2/8/2018	3/16/2017	4/9/2013	1/30/2017
FI	18-43-00580-07	DANIEL CERNA	2416 HUDSON		33.24	55.18	72.67	9.05	170.14	2/8/2018	4/12/2017	8/29/2014	2/1/2017
FI	13-27-01190-21	APRIL CASEY	514 ORTEGA			1.80	0.32		2.12	2/8/2018	4/11/2017	1/11/2017	2/2/2017
FI	06-10-01510-08	VIVIAN DEVLIN	1107 TRACY PL		10.95	56.98	54.27	1.13	123.33	2/8/2018	4/6/2017	10/23/2012	2/3/2017
FI	18-41-00990-02	TINA M VILLAREAL	2405 MISSOURI		6.08	144.42	63.36	9.92	223.78	2/8/2018	4/12/2017	3/2/2011	2/6/2017
FI	23-57-00280-53	JOSE A SIXTOS	207 1/2 S 8TH		9.75	38.10	4.86	1.00	53.71		4/18/2017	9/1/2016	2/6/2017
FI	20-50-00800-05	BENNY ESQUIBEL	1008 SENA		10.89	39.62	5.18	1.12	56.81		4/13/2017	10/16/2015	2/7/2017
FI	19-45-00180-19	ASHLEY WORRELL	2413 BONITA		25.70	9.65	21.80	2.83	59.98		4/12/2017	11/19/2015	2/10/2017
FI	11-21-00630-08	JONATHAN CONCHA	909 N EDWARD		29.76	65.98	75.47	9.56	180.77	2/8/2018	4/7/2017	9/6/2013	2/13/2017
FI	12-26-00970-03	NICKIE BISCAINO	409 DIAZ		9.75	31.70	37.44	2.94	81.83	2/8/2018	4/11/2017	7/28/2003	2/13/2017
FI	18-41-01190-06	KAITLIN TROUBLEFIELD	2305 W CHURCH		77.74	65.98	110.92	13.73	268.37	2/8/2018	4/12/2017	10/20/2016	2/13/2017
FI	23-55-00200-12	KATHRYN GOTCHER	2317 FLORIDA		13.26	65.98	42.22	1.63	123.09	2/8/2018	4/18/2017	11/4/2016	2/13/2017
FI	13-28-00950-09	MARLANA M BERRY	1308 W LUCKEY			2.48			2.48		4/12/2017	1/15/2016	2/16/2017
FI	14-30-00812-03	RAFAEL PENA COLON	1505 1/2 W BRONSON			3.20			3.20		4/12/2017	7/22/2016	2/22/2017
FI	17-38-01110-21	CARLIE OVERTURFF	614 N 2ND		10.94	44.90	19.98	2.76	78.58	2/8/2018	4/12/2017	11/14/2016	2/27/2017
FI	20-50-00940-06	JAKE HARRINGTON	1011 VALVERDE		6.08	29.62	3.54	0.75	39.99		5/16/2017	6/8/2016	3/6/2017
FI	14-30-00500-10	PRISCILLA ROMERO	1409 W GREENE		14.42	97.48	89.87	1.40	203.17		5/5/2017	9/3/2015	3/7/2017
FI	20-49-01320-07	KRISTOPHER VALDEZ	810 N PATE		9.75	30.31	6.72	1.14	47.92	2/8/2018	5/16/2017	4/25/2016	3/7/2017
FI	21-51-00890-32	JAMES TWEEDY III	2712 MONTE VISTA			2.56			2.56		5/16/2017	3/21/2016	3/7/2017
FI	27-72-07070-17	CLARA BARTLETT	201 W PECAN		12.01	6.30	10.08	1.54	29.93		5/17/2017	9/13/2016	3/7/2017
FI	28-76-00760-15	ANTHONY MONTEZ	110 E FARRIS		9.75	63.28	14.30	1.45	88.78		5/17/2017	5/22/2015	3/10/2017
FI	32-91-53250-08	MADISON SIMER	4410 APPLE		8.74	63.28	46.28	6.92	125.22	2/8/2018	5/24/2017	10/26/2015	3/10/2017
FI	32-91-53400-06	VICKIE S WRIGHT	4404 APPLE ST		10.41	63.28	41.10	6.73	121.52	2/8/2018	5/24/2017	8/3/2015	3/10/2017
FI	32-91-02800-07	DALE WYNNE	907 MALAGA		9.78	42.44	28.33	2.33	82.88	2/8/2018	5/24/2017	1/3/2017	3/17/2017
FI	20-49-01170-03	MICHELLE GRANGER	924 N PATE			14.03			14.03	2/8/2018	5/16/2017	6/15/2001	3/20/2017
FI	27-74-00620-19	SAUL LOZANO	3316 JOSHUA CT			18.00	10.18		28.18	2/8/2018	5/17/2017	9/20/2016	3/20/2017
FI	09-17-00470-26	VANESSA FLEMING	808 N MESA			20.70	7.95		28.65		5/5/2017	1/5/2017	3/23/2017
FI	05-07-01690-39	RICK SWAFFORD	711 N HALAGUENO	25.00	9.75	18.09	3.24	0.83	56.91		7/26/2017	12/5/2016	4/4/2017
FI	06-09-01680-23	JESUS MARQUEZ	915 N GUADALUPE	25.00	7.04	57.88	17.41	0.65	107.98	10/3/2018	7/26/2017	2/9/2017	4/4/2017
FI	12-26-01400-09	ERIC ARMENDARIZ	505 W POMPA	25.00	4.48	85.02	24.95	0.52	139.97		7/27/2017	5/5/2016	4/4/2017
FI	14-29-00339-05	GABRIEL LUJAN	1403 W MERMOD	25.00	19.20	74.08	40.49	1.26	160.03	10/3/2018	7/27/2017	1/13/2017	4/4/2017
FI	28-75-01450-05	MACKENZIE GILCREASE	4917 CONCHO		6.08	57.88	144.48	5.81	214.25	10/3/2018	8/15/2017	2/16/2017	4/4/2017
FI	03-03-01050-02	JEREMY MCCRORY	402 SOPER	25.00	108.38	58.78	42.98	13.78	248.92	10/3/2018	6/8/2017	5/27/2013	4/5/2017
FI	14-30-00850-21	BROOKE TUTTLE	1506 W LEA	25.00	9.72	28.92	2.95	0.86	67.45		7/27/2017	11/14/2016	4/5/2017
FI	03-04-01880-14	PHILIP ABERNATHY	311 N MAIN		16.74	37.04	38.13	2.26	94.17	10/3/2018	7/26/2017	2/14/2013	4/11/2017
FI	31-90-02110-03	MARK MCALISTER	2504 N CROWN CIR		123.96			6.39	130.35		8/15/2017	9/25/2014	4/13/2017
FI	12-26-01210-21	ILLEGAL	510 PLAZA		21.80	18.90	24.99	3.28	68.97		4/21/2017	4/21/2017	4/21/2017

STATUS CODE	ACCOUNT	FULL NAME	SERVICE ADDRESS	LATE_FEE	WATER	GARBAGE	SEWER	TAX	TOTAL	LEIN_DATE	DEPAPLIED	FIRST_BILL	LAST_BILL
FI	18-41-00690-21	JASON D CIRIO	2404 IDAHO		10.94	31.08	12.39	2.11	56.52		7/27/2017	2/10/2017	4/21/2017
FI	20-50-00690-10	ANGELICA NAVARRETTE	1809 PALOMAS			18.90	23.21		42.11		7/27/2017	9/26/2016	4/21/2017
FI	09-16-00370-10	JILL SOWERS	510 N LAKE		20.50	25.34	20.60	5.41	71.85	10/3/2018	6/29/2017	6/8/2016	4/28/2017
FI	18-41-01180-20	SAUL LOZANO	2307 W CHURCH		12.10	33.75	(1.18)	0.46	45.13	10/3/2018	7/27/2017	3/20/2017	4/28/2017
FI	22-53-00849-09	COLTON BEASLEY	507 S 6TH		10.94	52.48	4.62	0.22	68.26		8/15/2017	2/24/2016	4/28/2017
FI	27-74-01365-13	TERESA RECTOR	3320 SUNNYVIEW		9.78	15.81	2.36	0.79	28.74	10/3/2018	8/17/2017	4/13/2010	5/4/2017
FI	14-30-00430-15	DAISY TERRAZAS	1404 W TANSIL		10.94	27.97	5.31	1.22	45.44		8/17/2017	5/6/2016	5/9/2017
FI	30-88-00997-05	ILLEGAL	1618 MISSION		312.98			15.65	328.63		5/9/2017	5/9/2017	5/9/2017
FI	08-13-01204-01	HESLEY JENKINS	1204 W PIERCE GB			77.65			77.65	10/3/2018	8/25/2017	3/16/2017	5/12/2017
FI	09-17-00590-14	JENNIFER GONZALEZ	916 N MESA		9.00	53.21	7.08	1.34	70.63		8/17/2017	11/29/2016	5/12/2017
FI	17-39-01170-11	JOEL E HANCOCK	301 N 5TH		13.26	61.92	10.68	1.74	87.60		8/17/2017	12/19/2016	5/12/2017
FI	10-20-00790-18	MICHELE CARTRIGHT	407 N OAK		9.72	58.78	40.39	5.92	114.81	10/3/2018	8/25/2017	10/6/2008	6/5/2017
FI	10-20-00230-05	CATHY JONES	705 HICKORY		9.72	59.68	38.74	5.88	114.02	10/3/2018	8/25/2017	5/9/2001	6/6/2017
FI	19-45-01200-29	ROGER BARRERA	919 N PATE		9.75	40.35	4.44	0.98	55.52		8/25/2017	11/8/2016	6/6/2017
FI	06-09-01820-47	ROBERT R GUZMAN	703 1/2 N GUADALUPE		9.72	79.35	5.31	1.16	95.54		8/24/2017	3/9/2017	6/9/2017
FI	06-09-01850-34	APOLONIA M BRANNAN	613 N GUADALUPE		13.26	39.97	6.66	1.40	61.29		8/24/2017	2/24/2017	6/9/2017
FI	08-15-01780-13	DAVID MELENDREZ	401 S MESQUITE		9.75	62.38	6.66	1.19	79.98		8/25/2017	12/2/2016	6/9/2017
FI	09-17-03000-07	LINDA STEWARD	314 S MESA		15.58	62.38	15.64	1.52	95.12	10/3/2018	8/25/2017	6/30/1996	6/9/2017
FI	12-26-01090-07	JOSUE SOTELO	1105 CHAVEZ		8.58	8.10	8.64	1.32	26.64		8/25/2017	7/28/2016	6/9/2017
FI	32-91-50400-07	LORI A CHAVEZ	4411 REDBUD		9.78	62.38	37.49	1.29	110.94		8/25/2017	6/24/2016	6/9/2017
FI	32-91-52450-11	OSCAR S GARCIA	4404 MIMOSA ST		5.44	62.38	40.51	5.85	114.18	10/3/2018	8/25/2017	5/2/2016	6/9/2017
FI	13-27-00560-05	DONNA SUE REDHAWK	602 POMPA			10.80	5.64		16.44		8/25/2017	4/2/2004	6/12/2017
FI	09-17-00300-12	ANGELIC CAMPOS	510 N MESA		46.34	33.52	36.16	4.85	120.87		8/25/2017	6/23/2016	6/16/2017
FI	13-28-01150-20	TRAVER HERMANSON	1305 W BONBRIGHT			16.82			16.82	10/3/2018	8/25/2017	9/2/2015	6/19/2017
FI	27-72-00190-09	JEANETTE RODRIGUEZ	313 MONTCLAIR		29.60	45.14	46.12	3.65	124.51		8/25/2017	3/18/2008	6/20/2017
FI	14-29-00339-06	ILLEGAL	1403 W MERMOD		36.10	20.70	13.57	3.52	73.89		6/23/2017	6/23/2017	6/23/2017
FI	21-51-00458-04	ILLEGAL	1013 N 8TH		10.89	(3.60)	(2.96)	0.22	4.55		6/26/2017	6/26/2017	6/26/2017
FI	10-18-00720-17	CARLOS GALINDO	907 W STEVENS		9.78	29.84	10.99	0.79	51.40		10/4/2017	3/3/2015	7/3/2017
FI	11-22-00650-10	DAVID J SEDILLO	1705 W PIERCE A		7.60	22.35	3.45	0.78	34.18		10/4/2017	6/6/2016	7/5/2017
FI	19-45-00180-21	ANGELA PHILLIPS	2413 BONITA		8.64	33.64	21.23	1.99	65.50		10/4/2017	4/17/2017	7/11/2017
FI	28-79-00150-15	MARK CALDERON	3823 FLEETWOOD		14.42	43.60	11.52	1.84	71.38		10/4/2017	1/3/2017	7/12/2017
FI	15-31-00490-06	TIMOTEO ZAPATA	1010 W MERMOD		36.00	124.90	150.90	17.84	329.64	10/1/2014	7/17/2013	2/11/2013	7/13/2017
FI	08-13-00290-06	ELDON M THOMPSON	1101 W THOMAS		14.43	59.43	10.36	1.87	86.09	10/3/2018	10/4/2017	5/5/2006	7/14/2017
FI	14-30-00850-22	GUADALUPE ENRIQUEZ	1506 W LEA		11.52	47.74	8.26	1.62	69.14		10/4/2017	4/5/2017	7/14/2017
FI	14-30-01430-07	ANGEL MATTA	503 S OLVE		269.83	(27.28)	5.24	16.17	263.96	10/3/2018	10/4/2017	9/9/2016	7/14/2017
FI	26-80-01110-04	JOSHUA DE LA CERDA	1612 W BRONSON		10.92	76.78	143.23	3.63	234.56		10/4/2017	4/19/2017	7/14/2017
FI	03-04-00980-06	LYNNE A MITCHELL	1035 N FRANCIS		50.81	32.25	12.58	3.93	99.57	10/3/2018	10/4/2017	8/12/2014	7/17/2017
FI	26-68-00790-28	DONALD FORD	1212 W ALVARADO		1.32	15.30	11.22	2.74	30.58	10/3/2018	10/4/2017	6/19/2017	7/17/2017
FI	09-17-00470-27	GABRIEL LOPEZ	808 N MESA		14.42	57.10	11.43	1.70	84.65		12/6/2017	3/23/2017	8/9/2017
FI	14-30-00430-16	HARLEY C BRYAN	1404 W TANSIL		9.28	83.98	23.09	1.28	117.63		12/6/2017	5/9/2017	8/11/2017
FI	08-15-00360-01	LAILA KINGSLAND	606 N MESQUITE			371.21			371.21	10/3/2018	10/4/2017	6/30/1996	8/14/2017
FI	05-07-00770-13	DONALD BROWN	406 N HALAGUENO		35.68	42.13	47.60	7.27	132.68		8/15/2017	2/10/2017	8/15/2017
FI	20-50-01160-07	TERI G ROMERO	1001 SANDIA		174.53	(63.84)	42.32	14.13	167.14		8/15/2017	6/17/2016	8/15/2017
FI	23-57-00960-19	OMAR JUAREZ	603 S 10TH		24.42	30.20	21.08	1.15	76.85	10/3/2018	8/15/2017	4/1/2016	8/15/2017
FI	26-80-00850-05	JENNIFER JOHNSON	1805 W TANSILL		38.18	41.78	116.88	10.85	207.69	10/3/2018	8/15/2017	6/5/2012	8/15/2017
FI	10-18-00572-32	LOUIE TRUJILLO	907 W FOX			15.30	14.69		29.99		12/6/2017	9/14/2010	8/17/2017
FI	16-34-00590-07	TONY ORNELAS	2305 DAVIS		38.15	60.68	51.24	8.51	158.58	10/3/2018	8/17/2017	2/6/2017	8/17/2017
FI	16-36-00360-23	CRUZ MELENDREZ III	508 DEL RIO		62.38	31.68	57.52	8.58	160.16	10/3/2018	8/17/2017	5/11/2005	8/17/2017
FI	18-43-01510-30	MYREYA PEREZ	705 N 10TH		105.22	10.07	54.20	9.47	178.96	10/3/2018	8/17/2017	2/24/2017	8/17/2017
FI	19-47-00200-16	AMANDA BAEZA	2415 LEGION		76.08	27.94	62.00	9.31	175.33	10/3/2018	8/17/2017	1/20/2017	8/17/2017

STATUS CODE	ACCOUNT	FULL NAME	SERVICE ADDRESS	LATE_FEE	WATER	GARBAGE	SEWER	TAX	TOTAL	LEIN_DATE	DEPAPLIED	FIRST_BILL	LAST_BILL
FI	19-47-00480-10	LESLIE D WILLIAMS	2420 WESTERNWAY		5,327.29	(2,133.96)	2,188.01	271.33	5,652.67		8/17/2017	10/24/2012	8/17/2017
FI	22-53-00500-06	STACIE A NAVA	202 S 5TH		155.68	(8.61)	228.74	19.79	395.60	10/3/2018	8/17/2017	2/16/2017	8/17/2017
FI	04-05-00445-01	SAMCON INC	505 S CANYON			404.70			404.70		8/23/2017	3/5/2010	8/23/2017
FI	03-03-01130-04	JOSHUA GEORGE	304 SOPER		107.20	12.28	96.03	11.78	227.29	10/3/2018	8/24/2017	8/5/2016	8/24/2017
FI	03-04-00440-05	FRANK CARRASCO	704 N MAIN		68.02	25.92	66.50	9.03	169.47	10/3/2018	8/24/2017	4/28/2016	8/24/2017
FI	10-20-00880-19	TAMMY ROMERO	408 N OLIVE		610.55	(198.14)	290.41	36.14	738.96	10/3/2018	8/25/2017	1/27/2012	8/25/2017
FI	13-27-00470-04	AUDELIA ARMIJO	603 W IRVIN		45.40	38.36	36.68	1.70	122.14	10/3/2018	8/25/2017	4/5/2012	8/25/2017
FI	21-51-01300-08	LUIS MORENO	2910 PIEDRAS		61.66	26.44	60.15	8.42	156.67		8/25/2017	2/22/2016	8/25/2017
FI	27-74-00470-07	JENNIFER NICKLES	3312 KUYKNDALL		53.38	1.88	67.90	2.84	126.00	10/3/2018	8/25/2017	1/13/2016	8/25/2017
FI	22-53-01790-06	STEPHEN STANFIELD	305 S 6TH		10.94	27.14	14.04	0.55	52.67	10/3/2018	12/7/2017	9/1/2016	8/31/2017
FI	10-18-01720-06	SAMANTHA MAESTAS	207 N ASH		13.26	31.64	7.50	1.07	53.47	10/3/2018	1/3/2018	10/10/2016	9/5/2017
FI	28-76-00510-14	ROSEMARY G ALVAREZ	217 PARKER		13.26	131.06	292.56	8.40	445.28		1/5/2018	3/24/2017	9/6/2017
FI	23-55-00640-24	JERRY VIDAURRE	2417 WASHINGTON ST		20.50	40.29	14.28	2.28	77.35		1/3/2018	1/19/2016	9/12/2017
FI	18-43-00420-09	AVIDA S GONZALEZ	502 N 8TH			2.17			2.17		12/29/2017	8/27/2015	9/14/2017
FI	06-10-00760-12	BRANDI HAYS	704 ELMA		41.87	67.78	52.24	3.66	165.55		12/28/2017	11/22/2011	9/15/2017
FI	26-68-01190-24	EDDIE L LOPEZ JR	1203 ALVARADO		30.90	68.34	38.19	3.43	140.86		1/5/2018	12/21/2015	9/18/2017
FI	23-55-00548-16	DANIEL S O'CONNOR	2313 WASHINGTON		9.72	16.75	(1.78)	0.31	25.00	10/3/2018	1/3/2018	6/7/2017	9/28/2017
FI	02-02-11150-07	R W TRUCKING LLC	1708 E GREENE		59.60	37.88		5.87	103.35	10/3/2018	10/4/2017	11/2/2011	10/4/2017
FI	04-05-01080-09	PATRICIA RAZO	304 1/2 N CANYON		40.48	42.70	50.86	7.70	141.74	10/3/2018	10/4/2017	9/1/2010	10/4/2017
FI	05-08-00140-01	JEFF RASCON	505 W GREENE		14.00	117.99	9.66	1.81	143.46		10/4/2017	10/20/2010	10/4/2017
FI	14-30-01620-15	SALLY L GUTIERREZ	403 S WALNUT		63.68	30.80	43.46	7.90	145.84	10/3/2018	10/4/2017	8/3/2002	10/5/2017
FI	19-45-00890-06	JOHN FAULKNER	2320 AVE A		172.98	20.75	65.58	20.57	279.88	10/3/2018	10/4/2017	9/13/2016	10/5/2017
FI	23-57-00960-20	DANNY MALENDREZ	603 S 10TH		86.40	82.35	99.49	14.41	282.65	10/3/2018	10/4/2017	4/11/2017	10/5/2017
FI	26-68-01310-16	DEANA ZAPATA	1122 ORTEGA		135.50	29.55	52.30	10.75	228.10	10/3/2018	10/4/2017	3/7/2017	10/5/2017
FI	32-91-01660-04	GILBERT CANTU	802 CHAPMAN		198.05	(26.18)		9.60	181.47	10/3/2018	10/4/2017	11/20/2003	10/5/2017
FI	32-91-39041-04	VERAUNICA R MARTINEZ	3904 N DOC HOLLIDAY		27.46	43.49	46.94	6.90	124.79	10/3/2018	10/4/2017	3/21/2017	10/5/2017
FI	15-31-00844-37	CARLOS J TORRES	1117 W MCKAY APT D		10.11	85.28	11.17	1.28	107.84		1/5/2018	7/7/2017	10/10/2017
FI	24-62-00500-06	SHARON FIX	1510 ADAMS		12.16	22.78	6.10	1.38	42.42		1/5/2018	9/8/2017	10/10/2017
FI	09-17-00370-29	ANTHONY MYERS	610 N MESA		7.14	22.96	7.93	1.36	39.39		1/5/2018	3/1/2017	10/13/2017
FI	13-27-00660-09	LISA MARIE RIVAS	703 W ORTEGA		52.65	20.60	8.97	3.69	85.91		1/5/2018	1/5/2017	10/13/2017
FI	17-39-00830-09	TRACY BEAL	406 N 4TH		26.64	51.58	33.13	3.95	115.30	10/3/2018	1/5/2018	7/6/2009	10/26/2017
FI	29-84-00926-02	LONNIE D RIVERA	926 JASON		5.78	38.16	9.72	0.58	54.24	10/3/2018	2/14/2018	11/18/2014	11/3/2017
FI	05-07-01690-35	CECILIO YSLAS	711 N HALAGUENO		19.71	74.06	39.35	4.80	137.92		8/24/2016	9/21/2015	11/6/2017
FI	29-84-01025-06	LATOYA GRANGER	2307 VIOLET			15.75			15.75		2/14/2018	7/20/2017	11/20/2017
FI	16-36-01910-15	JONATHON J DURAN	413 LAREDO		19.89	34.10	12.81	2.62	69.42	10/3/2018	2/14/2018	4/6/2017	11/21/2017
FI	28-75-06700-13	GILBERTO D RAMON	803 LOBO LANE			10.72			10.72		2/19/2018	10/13/2016	11/27/2017
FI	09-17-00650-24	LINDSAY MARTINEZ	1010 N MESA		72.78	58.18	36.38	10.62	177.96	10/3/2018	12/6/2017	5/6/2016	12/6/2017
FI	14-30-01790-12	FREDERICK ROUTT	406 S WALNUT		68.02	22.94	55.12	8.30	154.38	10/3/2018	12/6/2017	11/14/2016	12/6/2017
FI	19-45-00070-09	KATHY RUSSELL	2320 W CHURCH		39.28	30.12	45.64	6.76	121.80	10/3/2018	12/7/2017	9/19/2016	12/7/2017
FI	20-50-00690-11	JACOB BERCKEFELDT	1809 PALOMAS		308.40	(126.00)	251.18	28.07	461.65		12/7/2017	4/21/2017	12/7/2017
FI	22-53-00500-07	RACHAEL DOMINGUEZ	202 S 5TH		155.18	(20.90)	37.66	9.59	181.53	10/3/2018	12/7/2017	6/7/2017	12/7/2017
FI	23-57-00070-19	MARYANNA BALDERRAMA	2519 IOWA ST		96.80	14.88	66.24	9.90	187.82	10/3/2018	12/7/2017	5/9/2017	12/7/2017
FI	29-85-00636-14	CHAD ANDERSON	717 JASON		55.58	53.34	130.88	12.99	252.79	10/3/2018	12/7/2017	5/11/2017	12/7/2017
FI	14-30-00880-03	OLIVIA S JACQUEZ	1507 W BRONSON		32.04	98.85	86.32	3.99	221.20	10/3/2018	3/7/2018	2/23/2007	12/15/2017
FI	22-53-01060-02	DONALD R YOUNG	604 WELSHIRE		10.54	70.38	57.18	7.85	145.95	10/3/2018	3/7/2018	8/8/2007	12/15/2017
FI	28-79-00853-14	DIANA HERNANDEZ	3814 FLEETWOOD		10.08	22.31	9.15	1.67	43.21		3/7/2018	2/3/2017	12/15/2017
FI	29-84-00932-04	RAFAEL S OLIVAS	2310 SAGE		16.14	34.00	12.81	2.43	65.38	10/3/2018	3/7/2018	2/23/2017	12/21/2017
FI	26-80-00850-06	DANIEL ROPER	1805 W TANSILL			21.05			21.05	10/3/2018	3/7/2018	4/6/2017	12/27/2017
FI	21-51-00825-25	ANGELICA VASQUEZ	2811 1/2 MONTE VISTA		11.34	59.10	15.31	0.89	86.64		3/26/2018	9/3/2015	1/3/2018
FI	10-18-01080-19	HUGH BRAY	706 N ASH		6.62	12.22	7.93	1.51	28.28		1/5/2018	10/7/2016	1/5/2018

STATUS CODE	ACCOUNT	FULL NAME	SERVICE ADDRESS	LATE_FEE	WATER	GARBAGE	SEWER	TAX	TOTAL	LEIN_DATE	DEAPPLIED	FIRST_BILL	LAST_BILL
FI	22-53-00500-08	MARISOL A SALDANA	202 S 5TH ST		163.33	17.70	35.56	11.84	228.43	10/3/2018	1/5/2018	8/14/2017	1/5/2018
FI	23-57-00960-21	JOSE M VARELA	603 S 10TH		80.54	117.06	103.97	16.09	317.66	10/3/2018	1/5/2018	7/13/2017	1/5/2018
FI	26-68-00230-13	DANIELLE LOVE	1107 NORMANDY		115.12	3.93	41.91	9.05	170.01		1/5/2018	2/9/2017	1/5/2018
FI	27-72-10530-02	SABRINA MURRAY	3210 OLD CAVERN HWY		465.28	(141.38)	75.99	19.92	419.81	10/3/2018	1/5/2018	6/10/2015	1/5/2018
FI	28-75-08600-29	SHERRIE DAVIS	4814 FORREST		94.02	19.58	68.60	10.10	192.30	10/3/2018	1/5/2018	9/2/2016	1/5/2018
FI	19-45-01392-28	ANTHONY & MYRA ORGAIN	2412 AVE B		10.11	36.68	9.00	1.38	57.17		3/26/2018	10/24/2016	1/9/2018
FI	28-76-00150-14	CHRISTOPHER R PLUMLEE	115 E HAMILTON		10.14	8.46	5.49	1.20	25.29		3/26/2018	4/4/2017	1/9/2018
FI	26-68-00110-03	DAVID LEOS	1112 NORMANDY		12.54	67.56	119.50	3.73	203.33	10/3/2018	3/26/2018	6/30/1996	1/12/2018
FI	25-63-00680-11	CHARLES J TURNEY	1706 TREVINO CT			14.93			14.93	10/3/2018	3/26/2018	12/19/2017	1/25/2018
FI	18-41-00690-23	JOSHUA R MARK	2404 IDAHO		10.08	41.62	17.69	2.75	72.14		3/26/2018	5/12/2017	1/29/2018
FI	18-43-00420-10	MARTIN YNIGUEZ	502 N 8TH		10.08	42.08	1.52	0.67	54.35		4/23/2018	10/27/2017	2/2/2018
FI	19-45-01120-29	JOSEPH GONZALEZ	2313 AVE B		10.11	21.52	4.27	1.05	36.95		4/23/2018	4/3/2017	2/7/2018
FI	07-11-00280-23	DELINDA ELMS	307 E CHURCH		10.11	54.54	7.56	1.31	73.52		4/23/2018	9/21/2016	2/9/2018
FI	09-16-01360-28	LALYN MAMBUCA	505 S LAKE		6.12	45.06	26.09	1.18	78.45	10/3/2018	4/23/2018	12/21/2017	2/9/2018
FI	10-18-01140-23	CHRISTOPHER HERNANDEZ	707 N ASH		7.14	23.06	5.49	1.05	36.74		4/23/2018	5/23/2017	2/9/2018
FI	14-30-00500-15	ARMANDO MUNOZ	1409 W GREEN		16.14	54.47	10.35	1.75	82.71		4/23/2018	10/9/2017	2/9/2018
FI	29-84-00778-12	JESUS J GONZALEZ	2321 ALGERITA			3.86			3.86	10/3/2018	4/23/2018	8/3/2017	2/9/2018
FI	16-34-01025-04	RONNIE J PLUMLEE	2706 PROSPECT		238.67	(40.13)	137.69	17.81	354.04	10/3/2018	2/14/2018	6/13/2017	2/14/2018
FI	16-36-00360-24	SUSIE ALVA	508 DEL RIO		49.98	32.54	50.29	7.64	140.45	10/3/2018	2/14/2018	6/19/2017	2/14/2018
FI	26-68-01310-17	MONIQUE CABEZUELA	1122 ORTEGA		161.21	(13.16)	54.85	11.14	214.04	10/3/2018	2/14/2018	7/11/2017	2/14/2018
FI	28-79-08075-05	CARLOS I REYES	309 CARLGO		16.14	36.00	11.59	2.28	66.01	10/3/2018	4/23/2018	6/1/2016	2/19/2018
FI	26-68-01310-18	TIFFANY METHOLA	1122 W ORTEGA			15.15			15.15	10/3/2018	4/23/2018	1/10/2018	2/22/2018
FI	06-10-02150-09	ROGER MOREAU	105 E RIVERSIDE		6.12	29.08	7.30	0.20	42.70	10/3/2018	4/23/2018	1/29/2018	2/27/2018
FI	19-45-00890-08	DERRICK FAULKNER	2320 AVE A		31.90	30.02	26.32	1.78	90.02	10/3/2018	4/26/2018	12/1/2017	3/2/2018
FI	13-27-01190-22	STEFFANY ROBLEDO	514 ORTEGA		141.93	0.01	38.94	10.04	190.92	10/3/2018	3/7/2018	3/20/2017	3/8/2018
FI	22-53-00500-09	MIRIAM MCCLANE	202 S 5TH		105.70	63.45	35.33	11.22	215.70	10/3/2018	3/7/2018	10/18/2017	3/8/2018
FI	26-68-00090-28	LEONEL G JAQUEZ	1204 NORMANDY		33.41	39.33	54.62	7.65	135.01		3/7/2018	7/12/2017	3/8/2018
FI	32-91-51650-08	DEZREK MOORE	4501 WILLOW		182.53	(59.41)	183.37	20.12	326.61	10/3/2018	3/7/2018	8/18/2017	3/8/2018
FI	06-09-01820-50	SPENCER COLBURN	703 1/2 N GUADALUPE		13.74	82.78	9.76	1.93	108.21		4/25/2018	12/12/2017	3/16/2018
FI	09-17-00470-28	CIPRIANO L GRIEGO	808 N MESA		22.59	71.32	67.71	2.94	164.56		4/25/2018	8/9/2017	3/16/2018
FI	18-41-00800-49	MARYLOU R VALLEJO	2413 VERMONT		12.54	71.32	63.86	3.56	151.28	10/3/2018	4/26/2018	12/8/2017	3/16/2018
FI	28-76-00060-07	DENISSE GAMBOA	213 E HAMILTON ST		10.20	70.68	12.16	1.87	94.91		4/26/2018	12/15/2017	3/16/2018
FI	32-91-55356-05	KRISTY BOURGEOIS	911 HIDALGO		8.48	17.86	15.96	2.22	44.52	10/3/2018	4/25/2018	1/24/2007	3/19/2018
FI	16-36-00360-26	INDRE CERVANTES	508 DEL RIO		9.83	19.74	15.96	2.65	48.18	10/3/2018	4/25/2018	2/7/2018	3/21/2018
FI	32-91-52550-07	LISA M RIVAS	4401 MIMOSA		23.94	47.88	165.01	3.75	240.58		4/25/2018	10/10/2017	3/21/2018
FI	03-03-01900-18	ANNE LOWER	102 N JAMES		92.35	30.49	46.26	9.45	178.55	10/3/2018	3/26/2018	10/27/2017	3/29/2018
FI	07-11-03000-07	MELISSA M FROST	309 GLENDALE		6.80	12.38	(1.22)	0.19	18.15	10/3/2018	4/25/2018	2/27/2018	3/29/2018
FI	13-27-00470-05	AUDELIA ARMIJO	603 W IRVIN		113.80	18.03	54.90	10.34	197.07	10/3/2018	3/26/2018	10/16/2017	3/29/2018
FI	25-65-01270-04	EDWIN E DUFF	1503 LINCOLN		44.95	40.14	143.98	12.45	241.52	10/3/2018	3/26/2018	8/16/2017	3/29/2018
FI	28-76-00910-25	TY KANG	218 E FARRIS		11.34	8.46	5.49	1.26	26.55		3/26/2018	4/4/2017	3/29/2018
FI	17-39-01170-12	DORA ORTIZ	301 N 5TH		12.54	19.62	2.76	0.91	35.83		6/8/2018	5/12/2017	4/3/2018
FI	32-91-52450-12	MELISSIA THERAGOOD	4404 MIMOSA		10.11	59.10	38.33	5.98	113.52	10/8/2019	6/8/2018	6/22/2017	4/3/2018
FI	20-50-02040-12	DENISE HIGDON	2010 SOLANA		12.54	52.52	8.28	1.46	74.80		6/8/2018	7/14/2015	4/9/2018
FI	28-75-07001-02	ELLEN WAGNER	4714 FORREST DR		12.24	25.81	8.97	1.67	48.69	10/8/2019	6/8/2018	5/10/2007	4/13/2018
FI	26-68-00060-12	HECTOR R ESCOBAR	1210 NORMANDY		11.34	35.18	12.92	2.01	61.45	10/8/2019	6/8/2018	7/23/2013	4/17/2018
FI	03-03-01750-03	DARI LYNN WOOD	301 MOORE DR		3,418.05	(1,611.34)	41.99	93.43	1,942.13	10/3/2018	4/23/2018	3/16/2016	4/23/2018
FI	06-09-01814-13	STEVEN C JONES	711 N GUADALUPE		59.50	27.24	70.76	8.87	166.37	10/3/2018	4/23/2018	8/24/2017	4/23/2018
FI	13-27-01470-28	LAURA GALINDO	806 W IRVIN		64.90	54.88	91.04	11.54	222.36	10/3/2018	4/23/2018	11/2/2017	4/23/2018
FI	16-36-00360-25	JEFFERY L MILLS	508 DEL RIO		52.30	32.98	51.10	7.82	144.20	10/3/2018	4/23/2018	11/7/2017	4/23/2018
FI	16-36-02090-16	KIMBERLY MORENO	410 LAREDO		79.60	16.09	60.70	8.82	165.21	10/3/2018	4/23/2018	6/17/2011	4/23/2018

STATUS CODE	ACCOUNT	FULL NAME	SERVICE ADDRESS	LATE_FEE	WATER	GARBAGE	SEWER	TAX	TOTAL	LEIN_DATE	DEPAPIIEN	FIRST_BILL	LAST_BILL
FI	23-55-00930-06	APRIL MEAGHER	2516 W DREGON		265.95	(54.22)	73.97	15.30	301.00	10/3/2018	4/23/2018	2/5/2009	4/23/2018
FI	06-10-01070-14	CATHERINE WHICKEIL	303 W RIVERSIDE			23.50	2.43		25.93	10/8/2019	6/8/2018	11/3/2014	4/25/2018
FI	11-22-01210-36	JERI J JENNINGS	1010 ALBERT		30.34	51.19	46.26	7.38	135.17	10/3/2018	4/25/2018	5/18/2017	4/25/2018
FI	13-27-01190-23	XAVIAN R MCGILL	514 DRTEGA		174.28	(10.21)	46.87	11.55	222.49	10/3/2018	4/25/2018	12/4/2017	4/25/2018
FI	16-36-00280-05	ANTHONY CORDOVA	704 W DEL RIO		64.00	34.99	52.18	8.56	159.73	10/3/2018	4/25/2018	6/16/2015	4/25/2018
FI	29-85-00882-13	DANIEL GALINDO	811 CENTER		49.87	70.36	65.46	8.75	194.44	10/8/2019	4/26/2018	9/2/2016	4/26/2018
FI	09-16-01680-07	RAYMOND GEE	204 S LAKE		4.42	16.17	1.22	0.38	22.19	10/8/2019	7/5/2018	9/5/2007	5/2/2018
FI	18-41-00280-21	VIVIAN A CALDERON	204 N 5TH		23.80	49.76	118.62	2.34	194.52		7/5/2018	3/14/2018	5/2/2018
FI	32-91-55121-02	CAREN LOZA	4110 BOYD		82.03				82.03		9/30/1997	6/30/1996	5/7/2018
FI	06-10-00550-12	ROBERT GALLEGOS	601 W RIVERSIDE		28.91	57.28	55.23	2.20	143.62	10/8/2019	7/5/2018	3/7/2018	5/8/2018
FI	19-47-00480-11	MICHELLE BAKEE	2420 WESTERNWAY		30.40	60.56	1,079.56	59.52	1,230.04		5/9/2018	10/17/2017	5/9/2018
FI	04-05-01080-10	CONRYN N WALTERSCHEID	304 1/2 N CANYON		15.12	14.44	102.34	1.66	133.56	10/8/2019	7/5/2018	9/20/2017	5/11/2018
FI	07-11-05040-13	CHRIS BROOKS	207 VINE		10.14	29.65	7.59	1.40	48.78		7/5/2018	3/2/2016	5/11/2018
FI	14-30-00500-16	ALBERTO MUNOZ	1409 W GREEN		30.69	66.62	69.96	2.73	170.00		7/5/2018	2/13/2018	5/11/2018
FI	25-65-01150-20	SUSANNE LANDES	1505 MONROE ST		41.87	47.81	6.71	2.95	99.34		7/5/2018	1/11/2018	5/11/2018
FI	28-79-00150-16	MICHAEL TRUJILLO	3823 FLEETWOOD		23.94	56.02	18.26	2.63	100.85		7/5/2018	7/12/2017	5/11/2018
FI	23-57-01099-10	JAMES HARRISON	202 S 11TH		11.32	49.76	46.03	3.26	110.37	10/8/2019	7/5/2018	3/7/2018	5/23/2018
FI	10-20-00900-05	ESMERALDA LOPEZ	412 N OLIVE		10.11	38.36	(1.22)	0.35	47.60		7/5/2018	1/4/2018	5/29/2018
FI	16-36-01910-16	SANTOS N CARRASCO	413 LAREDO		8.16	18.02	2.44	0.72	29.34		9/7/2018	11/21/2017	6/4/2018
FI	19-47-00100-06	MICHAEL TORRES	2311 MONTE VISTA		10.08	15.34	2.76	0.83	29.01		9/7/2018	7/11/2016	6/4/2018
FI	21-51-00890-35	CHRISTINA DEVARGAS	2712 MONTE VISTA		10.11	20.46	2.76	0.83	34.16		8/29/2018	2/13/2018	6/4/2018
FI	28-79-00605-29	MIGUEL PIZANA	3803 FLEETWOOD		10.14	19.77	4.56	1.02	35.49		8/29/2018	9/19/2017	6/6/2018
FI	10-20-00510-09	RYAN C CANTWELL	1115 W BONBRIGHT		166.77	14.11	61.34	11.86	254.08		6/8/2018	8/26/2016	6/8/2018
FI	10-20-01150-06	CHESLIE L LOPEZ	703 N ELM		129.83	(11.76)	36.50	8.73	163.30	10/8/2019	6/8/2018	10/19/2017	6/8/2018
FI	17-38-01110-22	ANGELA SANCHEZ	614 N 2ND		32.92	71.43	54.14	7.68	166.17	10/8/2019	6/8/2018	3/23/2017	6/8/2018
FI	19-45-00070-10	MONIKA T MADRID	2320 W CHURCH		126.70	9.29	54.14	10.51	200.64	10/8/2019	6/8/2018	8/10/2017	6/8/2018
FI	26-68-00560-13	SARA R CARRASCO	909 W IRVIN		229.44	11.55	93.32	15.21	349.52		6/8/2018	10/18/2017	6/8/2018
FI	09-16-00330-18	ELIZABETH ARCHULETA	502 N LAKE			15.92	0.90		16.82		9/7/2018	5/9/2017	6/13/2018
FI	28-79-00450-18	TATIANA PORRAS	3811 FLEETWOOD			14.10	9.89		23.99		8/29/2018	10/21/2016	6/15/2018
FI	05-07-01180-06	STACY K GALASSINI	930 N HALAGUENO			16.92	42.31		59.23	10/8/2019	9/7/2018	3/25/2013	6/18/2018
FI	22-53-01460-36	PATRICIA CHACE	511 S 6TH		10.08	34.94	13.42	2.21	60.65		8/29/2018	4/18/2018	6/22/2018
FI	32-91-51650-09	PATRICIA MOORE	4501 WILLOW		127.06	(36.34)	14.13	9.21	113.86	10/8/2019	6/8/2018	3/20/2018	6/26/2018
FI	10-18-01720-07	IRMA RAMOS	207 N ASH		10.08	22.62	(2.52)	0.24	30.42	10/8/2019	9/7/2018	9/5/2017	6/27/2018
FI	05-07-01460-07	DIANA BRYANT	1003 N HALAGUENO		35.50	46.34	76.57	8.92	167.33	10/8/2019	7/5/2018	8/13/2014	7/5/2018
FI	07-11-00050-19	JOHN MINNER	302 E CHURCH		5.10	32.84	19.30	0.70	57.94		9/24/2018	3/1/2006	7/5/2018
FI	09-17-00160-04	ISAAC M. HERNANDEZ JR	314 N MESA		410.69	(133.38)	66.31	18.18	361.80	10/8/2019	7/5/2018	6/17/2016	7/5/2018
FI	18-43-01340-03	VIRGINIA A JOHNSON	209 N 10TH		59.50	35.54	62.19	8.85	166.08	10/8/2019	7/5/2018	6/30/1996	7/5/2018
FI	18-43-01110-32	BRYAN BRISCOE	705 N 10TH		30.61	46.37	44.09	7.06	128.13	10/8/2019	7/5/2018	7/25/2017	7/5/2018
FI	23-57-00070-20	LLOYD L LECHUGA	2519 IOWA		57.10	26.82	62.70	8.34	154.96	10/8/2019	7/5/2018	8/9/2017	7/5/2018
FI	22-53-00500-10	LAIURA CARBAJAL	202 S 5TH		1,060.85	(301.62)	73.37	42.63	875.23	10/8/2019	7/10/2018	2/15/2018	7/10/2018
FI	13-27-01470-29	INDIE CERVANTES	806 W IRVIN		17.34	39.42	53.59	2.07	112.42	10/8/2019	9/24/2018	5/9/2018	7/17/2018
FI	06-09-01820-51	JOSEPH PEREZ	703 1/2 N GUADALUPE		10.14	93.88	14.52	1.57	120.11		9/24/2018	5/3/2018	7/13/2018
FI	15-31-00903-12	MAIGAN L SAVOIE	302 N OAK		12.54	51.33	7.93	1.63	73.43		9/24/2018	8/2/2017	7/13/2018
FI	26-68-00560-14	EDWINA RICO	909 W IRVIN		162.91	92.00	113.26	19.41	367.58		9/25/2018	4/16/2018	7/24/2018
FI	26-68-01430-13	SHARRAE EGGERT	1002 DRTEGA ST			9.59			9.59	10/8/2019	9/25/2018	1/17/2018	7/27/2018
FI	27-72-00565-04	CMD LLC CONTINENTAL	3820 NAT'L PKS HWY		54.08	3.22		(2.30)	55.00	10/8/2019	9/25/2018	12/15/2000	7/31/2018
FI	18-43-01445-01	RUBY N CASTRO	512 N 10TH		13.74	32.96	6.72	1.40	54.82	10/8/2019	10/17/2018	4/18/2000	8/8/2018
FI	05-07-01690-44	ERICK F GALO	711 N HALAGUENO		(19.38)	71.26	(6.06)	(2.05)	43.77		5/7/2021	8/17/2017	8/9/2018
FI	05-08-00380-06	SYLVIA MUNOZ	607 S ALAMEDA		371.35	(202.10)	39.60	4.40	213.25	10/8/2019	9/7/2018	3/22/2018	9/7/2018
FI	12-26-01000-03	VICTORIA RAMIREZ	503 DIAZ		34.86	42.90	85.29	9.73	172.78	10/8/2019	9/7/2018	1/17/2017	9/7/2018

STATUS CODE	ACCOUNT	FULL NAME	SERVICE ADDRESS	LATE_FEE	WATER	GARBAGE	SEWER	TAX	TOTAL	LEIN_DATE	DEAPPLIED	FIRST_BILL	LAST_BILL
FI	14-29-00339-09	LEONEL V ALVAREZ	1403 W MERMOD		93.64	32.81	64.70	10.55	201.70		9/7/2018	3/29/2018	9/7/2018
FI	14-29-00710-22	DANIEL ORTIZ	1410 W GREENE		132.38	28.66	30.88	2.04	193.96	10/8/2019	9/7/2018	11/8/2013	9/7/2018
FI	18-43-01917-10	CYNTHIA ZUBIA	211 N 11TH		10.11	50.86	8.61	1.27	70.85		12/4/2018	5/15/2018	9/7/2018
FI	07-11-05040-14	ALLEN MGEE	207 VINE		10.08	31.82	6.90	1.32	50.12		12/5/2018	5/11/2018	9/10/2018
FI	26-68-00560-15	CHEYENNE FRANCO	909 W IRVIN		115.13	40.36	52.02	7.17	214.68		12/17/2018	7/24/2018	9/13/2018
FI	28-75-06800-28	JESSE FIERRO	801 LOBO LANE		12.54	69.44	99.78	2.80	184.56		12/17/2018	7/14/2016	9/14/2018
FI	07-12-01490-02	JASON LOWE	1209 CEDAR		135.06	(24.20)	63.35	10.96	185.17	10/8/2019	9/24/2018	6/25/2009	9/24/2018
FI	10-18-01510-02	BOB KNIGHT	416 N OAK		26.32	48.40	44.43	6.95	126.10	10/8/2019	9/24/2018	6/30/1996	9/24/2018
FI	13-27-01190-24	DANIEL R BEARDEN JR	514 ORTEGA		174.69	(6.88)	169.68	17.88	355.37	10/8/2019	9/24/2018	3/13/2018	9/24/2018
FI	16-36-00360-27	ARMANDO MUNOZ	508 DEL RIO		29.84	48.34	67.02	8.27	153.47	10/8/2019	9/24/2018	3/26/2018	9/24/2018
FI	17-38-01390-11	MIGUEL A QUINONEZ	104 N 2ND		30.34	48.37	139.71	11.92	230.34	10/8/2019	9/24/2018	4/19/2018	9/24/2018
FI	19-45-00070-11	LYDIA VALENZUELA	2320 W CHURCH		112.00	27.15	144.35	15.18	298.68	10/8/2019	9/24/2018	4/11/2018	9/24/2018
FI	22-53-01790-07	PATRICIA J EIS	305 S 6TH		208.94	(39.10)	127.30	15.85	312.99	10/8/2019	9/25/2018	9/21/2017	9/25/2018
FI	23-55-00550-29	BRITTANY ELIZONDO	2315 WASHINGTON		69.30	46.82	133.57	13.56	263.25	0001/01/01	9/25/2018	3/1/2018	9/25/2018
FI	23-55-00930-07	ALEXIS C ARMENDARIZ	2516 W OREGON		30.31	60.62	225.06	16.81	332.80	10/8/2019	9/25/2018	4/17/2018	9/25/2018
FI	24-62-00526-02	CORA MCCAULEY	1502 JEFFERSON		61.20	116.86	44.43	10.62	233.11	10/8/2019	9/25/2018	6/30/1996	9/25/2018
FI	26-69-00340-03	GEORGE A PAGE	909 S CYPRESS		30.46	48.34	61.34	8.00	148.14	10/8/2019	9/25/2018	6/30/1996	9/25/2018
FI	29-84-00932-05	TYREE INGRAM	2310 SAGE		43.90	42.22	90.07	9.82	186.01	10/8/2019	9/25/2018	12/21/2017	9/25/2018
FI	29-84-01031-01	SAMANTHA NYRKKANEN	1015 CAVINESS (E)		281.29	(143.17)		7.91	146.03	10/8/2019	9/25/2018	6/16/2010	9/25/2018
FI	32-91-52150-12	BOBBY GRANGER	4504 MIMOSA		42.70	43.42	114.89	11.06	212.07		9/25/2018	3/2/2018	9/25/2018
FI	32-91-54800-09	DON E BENNETT	4311 SYCAMORE		120.78	16.83	44.43	10.11	192.15	10/8/2019	9/25/2018	11/27/2017	9/25/2018
FI	17-38-01040-20	ANNETTE HERNANDEZ	1703 W CHURCH		9.77	1.88	1.22	0.66	13.53		12/20/2018	7/6/2016	10/2/2018
FI	22-53-00500-12	ILLEGAL	202 S 5TH		116.85		75.55	9.62	202.02		0001/01/01	10/2/2018	10/2/2018
FI	21-51-00970-05	ERICKA GERE	1207 N 8TH		143.28	(6.81)	558.56	35.76	730.79		10/8/2018	10/26/2017	10/8/2018
FI	22-53-00650-13	LUIS QUINIONEZ	2201 W TEXAS		93.94	21.27	435.38	28.53	579.12	10/8/2019	10/8/2018	11/16/2016	10/8/2018
FI	25-65-01790-03	ANTHONY R SIMPSON	306 W ORCHARD		256.20	(97.40)	26.79	11.53	197.12	10/8/2019	10/8/2018	2/12/2018	10/8/2018
FI	29-84-00778-13	LESLIE SANDATE	2321 ALGERITA		212.45	(24.14)	124.48	16.64	329.43	10/8/2019	10/8/2018	4/19/2018	10/8/2018
FI	30-88-00101-15	ROBERT R DOLAN	1426 VERDEL		78.00	(40.93)		2.88	39.95	10/8/2019	10/8/2018	9/21/2017	10/8/2018
FI	09-17-00160-05	DANIEL W BRICKER	314 N MESA		14.26	65.01	187.63	4.32	271.22	10/8/2019	12/20/2018	7/3/2018	10/9/2018
FI	10-20-01310-17	LARRY ANGLIN	607 CHESNUT		4.90	65.01	25.24	0.97	96.12		12/20/2018	7/26/2017	10/9/2018
FI	22-53-01560-13	REGINA SIDES	2317 WYOMING		4.20	65.01	39.84	1.04	110.09	10/8/2019	12/20/2018	7/22/2014	10/9/2018
FI	23-55-00165-05	JERRIKA CARRASCO	2215 SANDY RIDGE (DNA)		9.10	91.33	42.16	1.18	143.77	10/8/2019	6/17/2021	3/20/2017	10/9/2018
FI	14-30-01620-16	IVAN FIERRO	403 S WALNUT		30.43	52.10	46.87	7.47	136.87	10/8/2019	10/11/2018	6/13/2018	10/11/2018
FI	09-17-01200-03	LISA R FREGOSI	611 N MESA		472.34	(132.45)	150.22	25.50	515.61	10/8/2019	10/12/2018	2/7/2014	10/12/2018
FI	28-76-00630-23	JAY CASTILLO	117 E PARKER		11.34	1,127.11	7.59	1.46	1,147.50		5/22/2019	12/16/2016	10/17/2018
FI	06-09-01820-52	ILLEGAL	703 1/2 N GUADALUPE		45.06		15.62		60.68		0001/01/01	10/22/2018	10/22/2018
FI	26-80-00290-30	MLISSA C EMPSON	1804 W TANSILL		10.51	23.91	3.15	0.93	38.50		1/30/2019	9/10/2018	11/5/2018
FI	13-28-00950-11	TOBIAAS M BURCHFIELD	1308 W LUCKEY		33.26	71.88	56.03	3.10	164.27		1/17/2019	6/19/2018	11/15/2018
FI	26-69-00500-07	JEANETTE ELIZONDO	1407 ALVARADO		11.76	49.01	13.05	1.97	75.79	10/8/2019	1/30/2019	9/9/2016	11/15/2018
FI	03-03-01810-07	APRIL CASEY	206 N JAMES		(2.53)	39.77	9.13	(1.37)	45.00	10/8/2019	1/16/2019	2/2/2017	11/16/2018
FI	28-79-00788-07	WILLIAM P BARRETT	3814 BRIARWOOD			0.86			0.86	10/8/2019	5/23/2019	10/1/2003	11/19/2018
FI	07-11-04070-20	SHELLIE COX	208 GLENDALE		10.45	38.46	14.20	2.20	65.31		1/16/2019	10/27/2017	11/20/2018
FI	18-41-00610-46	SIDRA BROUGHTON	2405 IDAHO		44.62	25.22	47.06	5.95	122.85		1/17/2019	8/20/2018	11/26/2018
FI	03-03-01900-19	RAY BROUGHTON	102 N JAMES		703.98	(170.93)	135.40	34.42	702.87	10/8/2019	11/30/2018	1/12/2018	11/30/2018
FI	08-15-02190-20	NATALIE L ORTIZ	112 S MESQUITE		33.01	41.41	40.77	6.77	121.96		12/4/2018	2/10/2016	12/4/2018
FI	13-27-01150-11	SALEANA JUSTICE	607 W ALVARADO		925.31	(306.71)	710.16	68.12	1,396.88		12/4/2018	3/28/2016	12/4/2018
FI	13-27-01250-02	MARCILLIO D WILLIAMS	601 W LEA		48.64	44.39	45.04	7.91	145.98	10/8/2019	12/4/2018	5/18/2018	12/4/2018
FI	14-29-00339-10	TANNER WALKER	1403 W MERMOD		83.35	27.71	62.18	9.66	182.90		12/4/2018	7/9/2018	12/4/2018
FI	14-30-01870-33	LARISSA HARGIS	1104 W TANSIL		57.10	37.16	45.04	7.97	147.27		12/4/2018	6/16/2017	12/4/2018
FI	16-34-01430-14	JERRED THERAGOOD	2706 DAVIS		92.39	33.41	62.18	10.39	198.37		12/4/2018	12/14/2016	12/4/2018

STATUS CODE	ACCOUNT	FULL NAME	SERVICE ADDRESS	LATE_FEE	WATER	GARBAGE	SEWER	TAX	TOTAL	LEIN_DATE	DEAPPLIED	FIRST_BILL	LAST_BILL
FI	16-34-01746-18	CLARISSA HERNANDEZ	2202 SAN JOSE		57.40	37.01	91.30	10.29	196.00	10/8/2019	12/4/2018	10/13/2016	12/4/2018
FI	19-47-00493-08	BODY EVOLUTION	2302 W PIERCE D-2		42.79	(25.11)	52.66	4.53	74.87	10/8/2019	12/4/2018	3/13/2018	12/4/2018
FI	22-53-00080-07	WINNIE A SALER	1829 W TEXAS		75.04	26.00	103.88	11.25	216.17	10/8/2019	12/6/2018	12/1/2003	12/6/2018
FI	22-53-00500-11	KIRSTIN E LEWIS	202 S 5TH		1,126.93	(412.23)	130.99	43.28	888.97	10/8/2019	12/6/2018	6/22/2018	12/6/2018
FI	03-03-00810-32	JERRY L COLLIER	411 SOPER		10.48	68.70	6.93	1.40	87.51		3/7/2019	8/20/2012	12/11/2018
FI	23-55-00680-36	CHRISTINA DAVALOS	2412 W LEA		48.70	68.16	56.42	8.42	181.70	10/8/2019	12/17/2018	10/25/2017	12/18/2018
FI	07-12-00347-14	EMILY M. C. WARREN	2203 WESTRIDGE		86.39	(23.42)	35.81	7.18	105.96	10/8/2019	12/20/2018	3/13/2017	12/20/2018
FI	18-43-00120-07	JOHNNY BROOKS	405 N 8TH		392.82	(64.37)	176.50	27.50	532.45	10/8/2019	12/20/2018	11/13/2017	12/20/2018
FI	19-45-00070-12	ALBERTO J MADRID JR	2320 W CHURCH		94.52	22.43	163.48	16.27	296.70	10/8/2019	12/20/2018	7/11/2018	12/20/2018
FI	20-50-01280-02	DONNA BUNCH	1033 ALAMOSA		1.76	19.40	14.20	2.27	37.63	10/8/2019	3/12/2019	2/1/2008	12/20/2018
FI	26-68-01310-19	JANE FLORES	1122 ORTEGA		818.32	(333.72)	58.25	29.39	572.24	10/8/2019	12/20/2018	2/22/2018	12/20/2018
FI	02-02-18010-01	RAY GROOTERS	1801 E GREENE		98.61			7.18	105.79	10/8/2019	3/7/2019	10/6/2017	12/21/2018
				200.00	29,235.26	5,841.23	18,253.42	2,321.48	55,851.39				

**CITY OF CARLSBAD  
AGENDA BRIEFING MEMORANDUM**

Council Meeting Date: June 27 2023

<b>DEPARTMENT:</b> Legal	<b>BY:</b> Denise Madrid Boyea <span style="color:blue; font-size:1.2em;">DB</span>	<b>DATE:</b> June 21, 2023
<b>SUBJECT:</b> Proposed Resolution requiring the removal of the weeds and debris at <b>112 S. Ash/112-B S. Ash St.</b> and securing the abandoned structure.		
<p><b>BACKGROUND, ANALYSIS AND IMPACT:</b> (Safety and Welfare/Financial/Personnel/Infrastructure/etc.)</p> <p>The property commonly known as <b>112 S. Ash/112-B S. Ash St., Carlsbad, NM</b> is located in a residential neighborhood near the intersection of Ash and Fox St. There appears to be a residential structure and a garage on the property. There are weeds on the property and in the alley.</p> <p>The Eddy County Assessor's Office lists <b>James R. and Letha G. Fudge c/o Jeremy &amp; Tracy Bolduc</b> as owning or having an interest in the property. The Assessor's records lists <b>James R. and Letha G. Fudge c/o Jeremy &amp; Tracy Bolduc's</b> address as 402 Plum Ln., Carlsbad, NM 88220.</p> <p>The property has a structure at 112 S. Ash that appears to be occupied. The other structure/garage needs to be secured. The garage structure is open to trespassers and homeless persons have been observed entering that structure. Code enforcement has been to the property. A Notice of Violation was sent on 10/15/2020, 03/31/2021 and 04/13/2021. A complaint was received on 10/26/2022.</p> <p>The property has been inspected by the City Code Enforcement Officer and the Fire Marshal. They found that the property remains out of compliance with applicable codes. The damaged and unsecured structure, weeds and debris remain on the property. The Fire Chief found that the property presents an extreme fire hazard for responding firefighters and emergency personnel.</p> <p>A resolution has been prepared which, if adopted, would require the property owner to secure the ruined structure, and remove the debris and weeds from the property within thirty days of the service of the resolution.</p> <p>On June 21, 2023, a certified letter was sent to <b>James R. and Letha G. Fudge c/o Jeremy and Tracy Bolduc</b>, 402 Plum Ln., Carlsbad, NM 88220, the address on the records of Eddy County, which invited them to attend the meeting and speak with Council about the property.</p>		
<b>DEPARTMENT RECOMMENDATION:</b> Adopt the proposed resolution.		
<b>BOARD/COMMISSION/COMMITTEE ACTION:</b> N/A		
<input type="checkbox"/> P & Z	<input type="checkbox"/> Lodgers Tax Board	<input type="checkbox"/> Cemetery Board
<input type="checkbox"/> Museum Board	<input type="checkbox"/> San Jose Board	<input type="checkbox"/> Water Board
<input type="checkbox"/> Library Board	<input type="checkbox"/> North Mesa Board	<input type="checkbox"/> _____ Committee
		<input type="checkbox"/> <b>APPROVED</b>
		<input type="checkbox"/> <b>DISAPPROVED</b>

**Reviewed by:**  
**City Administrator** /s/John Lowe **Date:** 06/22/2023

**ATTACHMENT(S):**  
 Proposed Resolution with Attachments  
 Photographs  
 Letter to **James R. and Letha G. Fudge c/o Jeremy Bolduc** dated June 21, 2023



**RESOLUTION NO. 2023-31**

**A RESOLUTION FINDING 112 S. ASH STREET / 112B S. ASH STREET TO BE COVERED WITH RUINS, RUBBISH, WRECKAGE, DEBRIS, AND/OR WEEDS AND REQUIRING THE REMOVAL OF THE RUINS, RUBBISH, WRECKAGE, DEBRIS, AND/OR WEEDS**

WHEREAS, the records of the Eddy County Assessor's Office show **James R. & Letha G. Fudge c/o Jeremy & Tracy Bolduc** to be the owners of or to have an interest in the property commonly known as **112 S. Ash/112B S. Ash Street**, Carlsbad, Eddy County, New Mexico, and more particularly described as:

Subd: GREENE'S HIGHLAND AMEND BLK 8 Lot: 12 Block: 8 Quarter: SE  
S: 1 T: 22S R: 26E

hereinafter referred to as "Property", and

WHEREAS, the Property has been inspected by the Carlsbad Code Enforcement Officer and the City Fire Marshal; and

WHEREAS, the Code Enforcement Officer and the Fire Marshal found that the Property has not been adequately maintained; and

WHEREAS, the Property contains a large amount of ruins, rubbish, wreckage, and/or debris, and some weeds; and

WHEREAS, the Property is in an unsafe condition and constitutes a hazard to the surrounding properties, residents and passersby; and

WHEREAS, the Code Enforcement Officer found that the specific violations, under Code of Ordinances of the City of Carlsbad, at the Property include, but are not limited to those listed on the attached Exhibit "A"; and

WHEREAS, the City Fire Marshal has inspected the Property and found that the specific violations at the Property under Fire Code include, but are not limited to those listed on the attached Exhibit "B"; and

WHEREAS, the Property and all ruins, rubbish, wreckage, debris, and weeds are a menace to the public comfort, health, peace, and safety and require removal forthwith;

NOW THEREFORE, BE IT RESOLVED by the Governing Body of the City of Carlsbad, Eddy County, New Mexico that:

1. A copy of this Resolution shall be served on the record owner, as shown by the real estate records of the County Clerk, occupants, or agents in charge of the Property. Such service shall be in person if such a person can be found within the City of Carlsbad, New Mexico after a reasonable search.

2. If a record owner, occupant, or agent in charge of the Property cannot be located within the City of Carlsbad, New Mexico, notice shall be by posting at the Property and by publishing this Resolution one time in a newspaper in general circulation in the City of Carlsbad.

3. Within ten days of either the receipt of a copy of this Resolution or the posting and publishing of this Resolution, the owner, occupant, or agent in charge of the Property shall either:

A. Commence removing all ruins, rubbish, wreckage, debris, and weeds from the premises; or

B. File a written objection with the Carlsbad Municipal Clerk at 101 N. Halagueno, Carlsbad, New Mexico 88220 and request a hearing before the City Council.

4. If a written objection is filed as required, the City Council shall proceed as directed by Chapter 22, Article II of the Code of Ordinances, City of Carlsbad, New Mexico.

**5. The removal of the ruins, rubbish, wreckage, debris, and weeds shall:**

**A. Begin immediately;**

**B. Proceed properly and with diligence; and**

**C. Be completed in a timely manner;**

**D. BUT IN NO CASE SHALL SUCH WORK TAKE LONGER THAN THIRTY (30) DAYS FROM THE DATE THE RESOLUTION WAS SERVED UNLESS THE CARLSBAD CITY COUNCIL CONSENTS IN WRITING TO AN EXTENSION.**

6. Any removal of the ruins, rubbish, wreckage, debris, or weeds shall leave the property from which the materials have been removed in a clean, level, and safe condition, suitable for further occupancy or construction and with all excavations filled.

7. If the owner, occupant, or agent in charge does not commence the removal of the stated items, and if no written objection is filed as required, or if the removal of the stated items is not completed in a timely manner, the City may remove the ruins, rubbish, wreckage, debris, and/or weeds at the cost and expense of the owner.

8. The reasonable cost of such a removal shall constitute a lien against the ruins, rubbish, wreckage, debris, and/or weeds so removed and against the lot or parcel of land from which it was removed.

9. The City Clerk shall make out, sign, attest, file, and record in the office of the Eddy County Clerk's Office, a claim of lien upon the described premises.

10. The lien shall bear interest at the rate of twelve percent (12%) per annum from the date of filing until paid, together with reasonable attorney's fees for the foreclosure of the same. The lien shall be foreclosed in any manner proved by an applicable state lien foreclosure law.

INTRODUCED, PASSED, ADOPTED, AND APPROVED this 27<sup>th</sup> day of June, 2023.

\_\_\_\_\_  
DALE JANWAY, MAYOR

ATTEST:

\_\_\_\_\_  
NADINE MIRELES, CITY CLERK



# CITY OF CARLSBAD

Planning, Engineering,  
and Regulation Department

114 S. Halagueno, PO Box 1569

Carlsbad, New Mexico 88220

Phone (575) 885-1185, Fax (575) 628-8379

## CODE ENFORCEMENT REPORT

<b>Case Number:</b>  CE- ____ - _____	<b>Date of Complaint:</b> May 15, 2023	<b>Complaint Taken By:</b> Lonnie Jaquez
	<b>Complainant Name:</b> Jeremy & Tracy Bolduc	<b>Phone Number:</b>

**Complaint Location:**  
112 South Ash A&B Street, Carlsbad, New Mexico 88220

**Details of Complaint:**  
  
-Weeds, trash & debris.  
  
-SECTION 108  
UNSAFE STRUCTURES AND EQUIPMENT  
108.1

<b>Primary Structure:</b> <input checked="" type="checkbox"/> Residential <input type="checkbox"/> Commercial <input checked="" type="checkbox"/> Occupied <input type="checkbox"/> Vacant <input type="checkbox"/> Secured <input type="checkbox"/> Unsecured <input type="checkbox"/> No structure on property	<b>Photographs Taken (attach):</b> <input checked="" type="checkbox"/> Yes <input type="checkbox"/> No	<b>CE District:</b> <input type="checkbox"/> North <input checked="" type="checkbox"/> South
--	--	--

**Narrative:**  
-Owner was mailed notice April 26, 2023.  
-Several complaints of homeless entering rear structure and causing problems with neighbors.  
-Structure at rear of property appears unsafe.

**Disposition of Case:**

No Basis for Complaint: \_\_\_\_\_

Mailed Notice of Violation/Date: April 26, 2023

Door Hanger Notice of Violation/Date: \_\_\_\_\_

Verbal Warning/Date: \_\_\_\_\_

Referred to Other Agency: \_\_\_\_\_

Other: \_\_\_\_\_

Lonnie Jaquez

05/15/2023

<b>Code Enforcement Signature</b>	<b>Printed Name</b>	<b>Date</b>
-----------------------------------	---------------------	-------------

**Report Information:**  
Entered into Database on: \_\_\_\_\_ By: \_\_\_\_\_ Page \_\_\_\_ of \_\_\_\_



Jun 19, 2023 at 1:17:57 PM



Jun 19, 2023 at 1:17:44 PM



Jun 19, 2023 at 1:19:49 PM







Jun 19, 2023 at 1:19:43 PM




Jun 19, 2023 at 1:19:25 PM



Jun 19, 2023 at 1:18:59 PM






Apr 25, 2023 10:43:33 AM  
*112 South Ash* Street  
Carlsbad  
Eddy County  
New Mexico




Apr 25, 2023 10:43:56 AM  
1/12 South Ash Street  
Carlsbad  
Eddy County  
New Mexico



Apr 25, 2023 10:42:35 AM  
112 South Ash Street  
Carlsbad  
Eddy County  
New Mexico



Apr 25, 2023 10:42:48 AM  
112 South Ash Street  
Carlsbad  
Eddy County  
New Mexico



Apr 25, 2023 10:42:31 AM  
112 South Ash Street  
Carlsbad  
Eddy County  
New Mexico





Apr 25, 2023 10:44:25 AM  
112 South Ash Street  
Carlsbad  
Eddy County  
New Mexico

City Of Carlsbad  
Inter-Office Memorandum

Dale Janway Mayor

John Lowe, City Manager

Date: May 19, 2023

To: Denise Madrid Boyea, City Attorney

From: Ken Ahrens, Fire Chief

Re: 112 S. Ash St

---

On May 19, 2023, I inspected a property located at 112 S. Ash St. This property presents an *extreme* fire hazard for responding Firefighters and emergency personnel. I recommend that the property be cleaned up and the weeds, trash, and debris be removed under the following fire codes.

The International Fire Code, 2015 edition states:

**Section 110 Unsafe Buildings**

**110.1 General.** If during the inspection of a building or structure or any building system, in whole or part, constitutes a clear and inimical threat to human life, safety or health, the fire code official shall issue such notice or orders to remove or remedy the conditions as shall be deemed necessary in accordance with this section and shall refer the building to the building department for any repairs, alterations, remodeling, removing or demolition required.

**110.4 Abatement.** The owner, the owner's authorized agent, operator or occupant of a building or premises deemed unsafe by the fire code official shall abate or cause to be abated or corrected such unsafe conditions either by repair, rehabilitation, demolition, or other approved corrective action.

**Section 304 Combustible Waste Material**

**304.1 Waste accumulation prohibited.** Combustible waste material creating a fire hazard shall not be allowed to accumulate in buildings or structures or upon premises.

**304.1.1 Waste material.** Accumulations of wastepaper, wood, hay, straw, weeds, litter, or combustible or flammable rubbish of any type shall not be permitted to remain on a roof or in any court, yard, vacant lot, alley, parking lot, open space, or beneath a grandstand, bleacher, pier, wharf, manufactured home, recreational vehicle, or other similar structure.

**304.1.2 Vegetation.** Weeds, grass, vines or other growth that is capable of being ignited and endangering property, shall be cut down and removed by the owner or occupant of the premises.

**304.2 Storage.** Storage of combustible rubbish shall not produce conditions that will create a nuisance or hazard to the public health, safety, or welfare.

**Section 315 Miscellaneous Combustible Materials Storage**

**315.3 Outside Storage.** Outside storage of combustible materials shall not be located within 10 feet of a property line.

A handwritten signature in blue ink, appearing to read 'Ken Ahrens', with a stylized, cursive script.

Ken Ahrens, Fire Chief  
Carlsbad Fire Department



Post Office Box 1569  
Carlsbad, NM 88221-1569  
(575) 887-1191  
1-800-658-2713  
www.cityofcarlsbadnm.com

DALE JANWAY  
MAYOR

JOHN N. LOWE  
CITY ADMINISTRATOR

June 21, 2023

James R. & Letha G. Fudge  
c/o Jeremy & Tracy Bolduc  
402 Plum Ln.  
Carlsbad, NM 88220

RE: Dangerous Premises at the property known as 112 S. Ash St. / 112B S. Ash St.,  
Carlsbad, NM

Dear Mr. & Mrs. Fudge and Mr. & Mrs. Bolduc:

According to the records of the Eddy County Assessor's Office, you are the owner or have an interest in the property commonly known as **112 S. Ash St./112B S. Ash St., Carlsbad, NM**. The property has been inspected by the City Code Enforcement Office and the Fire Chief. They have found the property to be in violation of a number of health, safety, and building laws.

Because of the condition of the property, a Resolution has been prepared requiring the cleaning of the property. The Carlsbad City Council will consider passing that Resolution at its meeting on **Tuesday, June 27, 2023 at 6:00 PM**. That meeting will be held in the Council Chambers in the Janell Whitlock Municipal Complex at 114 S. Halagueno St., Carlsbad, NM. You are encouraged to come to the meeting and speak with Council about the property. A draft of the Resolution is included with this letter.

If the Council adopts the Resolution, you must begin removing the structure, ruins, rubbish, wreckage, debris, and weeds from the property within ten days and complete the work within thirty days. The property must be left in a clean, level, and safe condition, suitable for further occupancy or construction and with all excavations filled. If the work is not done, the City may do the work itself or hire someone to do the work. All reasonable costs to the City for such work will become a lien against the property. The City may then foreclose the lien as allowed by law.

If you have any questions regarding this matter, please contact me at (575) 887-1191, or at the Municipal Building, 101 N. Halagueno, Carlsbad, NM 88220.

Sincerely,

*Denise Madrid Boyea*  
Denise Madrid Boyea  
City Attorney

Enclosure

COUNCILORS

Ward 1  
EDDIE T. RODRIGUEZ  
LISA A. ANAYA FLORES

Ward 2  
JEFF FORREST  
J J CHAVEZ

Ward 3  
KARLA NIEMEIER  
JUDI WATERS

Ward 4  
MARK WALTERSCHEID  
WESLEY A. CARTER

# Committee Reports

# Adjourn