



## A G E N D A

Carlsbad City Council Regular Meeting  
Janell Whitlock Municipal Complex  
114 S. Halagueno Street  
Carlsbad, New Mexico

June 13, 2023 at 6:00 p.m.

Invocation – Pledge of Allegiance

1. Approval of Agenda
2. City of Carlsbad Financials – April 2023
3. Routine and Regular Business

**All matters under this heading are considered routine by the City Council and will be acted upon in one motion. There will be no separate discussion of these items. If discussion is desired on a particular item, upon request, that item may be removed from the Routine and Regular Business and be considered separately.**

- A. **Minutes of the Regular City Council Meeting held on May 23, 2023**
- B. **City Personnel Report**
- C. **Purchasing**
  - 1) Consider Approval to Advertise Invitation to Bid for HVAC Replacement at the Riverwalk Recreation Center
  - 2) Consider Approval to Advertise Request for Proposals for Cemetery Grounds Maintenance and Grave Opening/Closing and extension to current contract through July 31, 2023
- D. **Contracts and Agreements**
  - 1) Consider Approval of Agreement between the City of Carlsbad and Carlsbad Community Anti-Drug/Gang Coalition for the Provision of Teen Court Services for FY 2023-2024
  - 2) Consider Approval of Memorandum of Understanding between the City of Carlsbad and the Eddy County DWI Program for the Reimbursement of Funds for DWI Tracking
- E. **Monthly Reports**
  - 1) Human Resources Department May 2023
  - 2) Transportation and Facilities Department May 2023
  - 3) Utilities Department April 2023
- F. **Board Appointments**
  - 1) Carlsbad Arbor Day Tree Foundation Advisory Board reappoint: Julia Williams four-year term

- 2) Bob Forrest Youth Sports Complex Advisory Board reappoint: Lance Ridgeway three-year term, reappoint: Leo Estrada three-year term, reappoint: Will Song Cho three-year term, reappoint: Matt Leroy three-year term
- 3) Carlsbad Cemetery Advisory Board reappoint: Suzanne Carlsen two-year term, reappoint: Jason Shirley two-year term
- 4) Carlsbad Community Volunteer Network reappoint: Jim Grantner four-year term, reappoint: Julia Williams four-year term, reappoint: Liz Gordy four-year term
- 5) Carlsbad Disabilities Advisory Board appoint: Mike Pfiefer four-year term, appoint: Machel Tackett four-year term, appoint: Rawnie McKibben four-year term
- 6) Carlsbad Golf Course Advisory Board reappoint: Dean Bair four-year term
- 7) Lodgers' Tax Advisory Board reappoint: Milan Patel four-year term, reappoint: Dr. Dara four-year term
- 8) Planning and Zoning Commission Advisory Board reappoint: Linda Wilson two-year term, reappoint: Valerie Branson two-year term
- 9) Carlsbad Public Library Board of Trustees Advisory Board appoint: Jennifer Oney four-year term, reappoint: Mark Howard four-year term
- 10) Riverwalk Recreation Complex Advisory Board reappoint: Richard Carrasco four-year term, reappoint: Dyllan Dominguez four-year term
- 11) North Mesa Senior Center Advisory Board reappoint: Jay Redman four-year term, reappoint: Juanita JoJola four-year term, reappoint: Beth Fredericks four-year term
- 12) Veterans Memorial Advisory Board appoint: Tom Lairson four-year term, reappoint: Dagmar Youngberg four-year term, reappoint: Charlie Daniell four-year term, reappoint Paul Hill four-year term
- 13) Board of Solid Waste Commissioners reappoint: Jim Grantner six-year term

**G. Set the Date: July 25, 2023**

- 1) Ordinance rezoning part of "R-R" Rural Residential District to "C-2" Commercial 2 District for an approximately 18.5 acre property located at 3210 Boyd Drive
4. Consider Approval of Request for a Restaurant "A" Beer and Wine Liquor License for Taqueria Jalisco located at 4103 National Parks Highway
5. Consider Approval of Notice of Objection to Resolution 2023-26 for the condemnation of premises located at 1021 N Eddy Street
6. Consider Approval of Temporary Use Application to allow mobile sales (vending) of food and drinks (non-alcoholic) on City property at the Carlsbad Beach Park and the Ray Anaya San Jose Plaza by Brunch Me Please Owner: Andrea Armstrong
7. Consider Approval to Temporary Use Application to allow mobile sales (vending) of snow cones and related food and drinks (non-alcoholic) on City property at the Carlsbad Beach Park Owner: Joseph Griego
8. Consider Approval of Request from Milton's Brewery to host a temporary food truck and food sales in the downtown area along Mermod Street with the public street ROW Owner: Lucas Middleton

9. Consider Approval of Ordinance 2023-10, an Ordinance rezoning part of “R-2” Residential 2 District to “C-1” Commercial 1 District for an approximately 0.34 acre property located at 609 W Fox Street Owner: Rhonda Harper
  - A. Public Hearing
  - B. Approval of Ordinance
10. Consider Approval of Ordinance 2023-11, an Ordinance rezoning part of “R-R” Rural Residential District to “C-2” Commercial 2 District for an approximately 4.1 acre property located at 2003 Standpipe Road Owner: Raymond Pacheco
  - A. Public Hearing
  - B. Approval of Ordinance
11. Consider Approval of Ordinance 2023-12, an Ordinance rezoning part of “C-2” Commercial 2 District to “R-1” Residential 1 District for an approximately 1.01 acre property located at 2021 W Texas Street Owner: William McHenry
  - A. Public Hearing
  - B. Approval of Ordinance
12. Consider Approval of Resolution 2023-29, a Resolution requiring the removal of ruins, rubbish, wreckage and debris for property located at 1107 and 1109 N Spring Street Owner: Monica Ernyey
13. Council Committee Reports
14. Adjourn



#### FOR INFORMATION ONLY

Agendas and City Council minutes are available on the City web site: [cityofcarlsbadnm.com](http://cityofcarlsbadnm.com) or may be viewed in the Office of the City Clerk during normal and regular business hours.

### **CARLSBAD CITY COUNCIL MEETING SCHEDULE**

- Regular Meeting - Tuesday, June 27, 2023 at 6:00 p.m.
- Regular Meeting – Tuesday, July 11, 2023 at 6:00 p.m

If you require hearing interpreter, language interpreters or auxiliary aids in order to attend and participate in the above meeting, please contact the City Administrator’s office at (575) 887-1191 at least 48 hours prior to the scheduled meeting time.

**City of Carlsbad, NM**

**Financial Reports**

**FY23-10**

**For: July 2022 – April 2023**

# **Table of Contents**

- 1. Bank Reconciliation**
- 2. Summary of Fund Position**
- 3. Revenues**
- 4. Revenues – Gross Receipts Tax**
- 5. Transfers**
- 6. Labor**
- 7. Operations**
- 8. Capital & Project Central**
- 9. Promotional Lodgers' Tax Aging Schedule**
- 10. Municipal Court Summary**
- 11. Debt Service**
- 12. YTD Budget Report**
- 13. Check Register for Current Period ONLY**
- 14. Vendor Fiscal Year Summary**

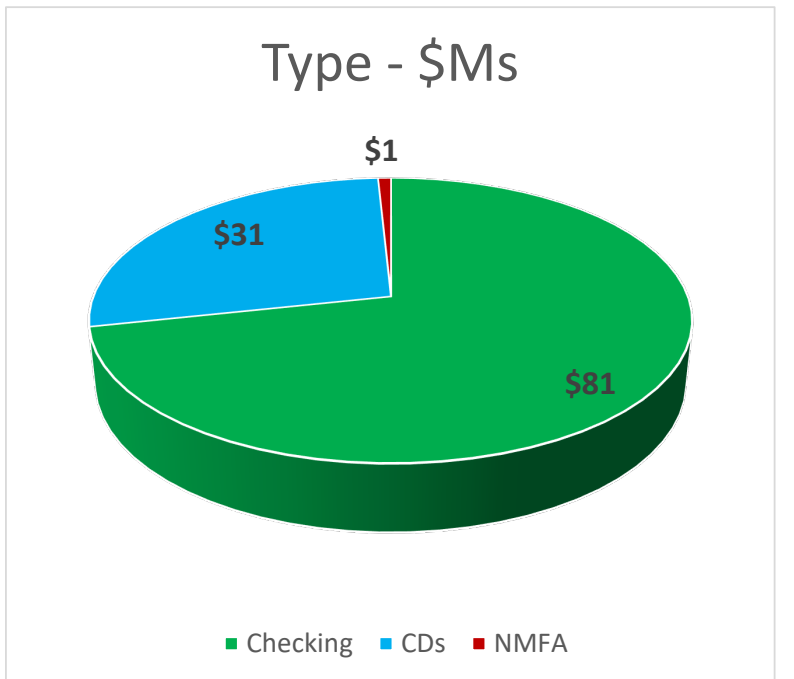
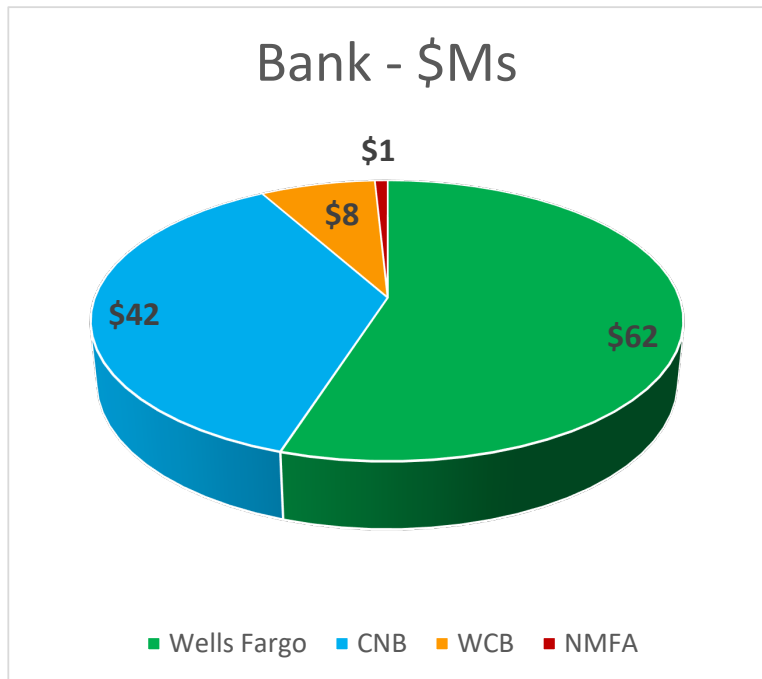
# 1. Bank Reconciliation

**City of Carlsbad**  
**Reconciled Cash**  
**FY23-10 -April**

<b>Bank Statements</b>				
	Per Bank	Outstanding	Adjustments	Book Balance
<b>Wells Fargo</b>				
General & Misc. - 10100	63,358,498.76	(1,415,502.13)	-	61,942,996.63
<b>Western Commerce Bank</b>				
Construction - 10200	8,232,891.05	(1,035,042.59)	-	7,197,848.46
CDs	1,065,053.34	-	-	1,065,053.34
	9,297,944.39	(1,035,042.59)	-	8,262,901.80
<b>Carlsbad National Bank</b>				
Workers Comp - 10300	16,474.54	(6,474.54)	-	10,000.00
Health Insurance - 10310	2,203,435.45	-	-	2,203,435.45
Payroll - 10320	114,307.49	(90,958.08)	-	23,349.41
Municipal Court - 10330	19,888.81	-	-	19,888.81
Debt Service - 10340	9,226,544.38	-	-	9,226,544.38
CDBG Grant - 10250	45,510.16	-	-	45,510.16
CDs	29,982,333.94	-	-	29,982,333.94
	41,608,494.77	(97,432.62)	-	41,511,062.15
<b>Pioneer Bank</b>				
CDs	-	-	-	-
<b>First American Bank</b>				
CDs	-	-	-	-
	<b>114,264,937.92</b>	<b>(2,547,977.34)</b>	<b>-</b>	<b>111,716,960.58</b>

<b>NMFA Loans</b>		Statement	Adjustment	Book Balance
Loan 11 - DW-2867 - Water Project - 11200	1020 - Cash - Debt Servicing	922,129.25	-	922,129.25
Loan 13 - New SW Grappler Truck - 11300	1020 - Cash - Debt Servicing	-	-	-
Loan 13 - New SW Grappler Truck - 11301	2011 - Debt Service Escrow	-	-	-
Loan 15 - Sports Complex - 11400	1020 - Cash - Debt Service	-	-	-
Loan 22 - Gen Cap Bond - 11100	1020 - Cash - Debt Servicing	-	-	-
Loan 22 - Gen Cap Bond - 11101	2020 - Program Funds	-	-	-
		922,129.25	-	922,129.25

**Total** **112,639,089.83**







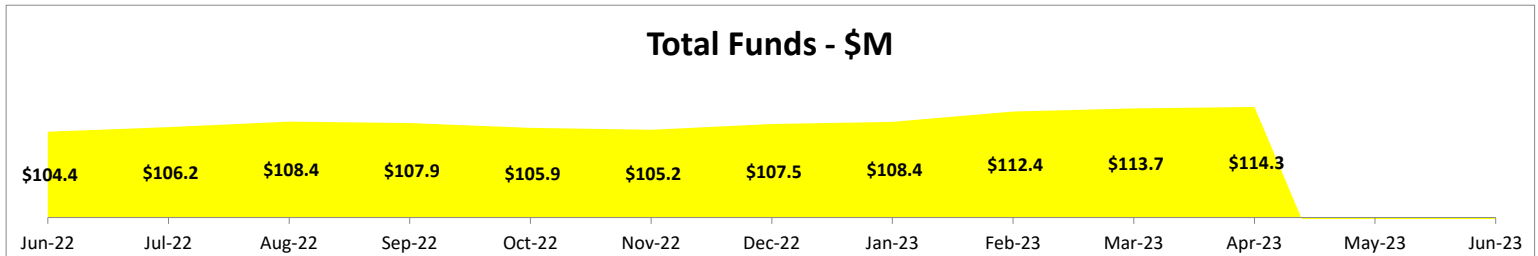
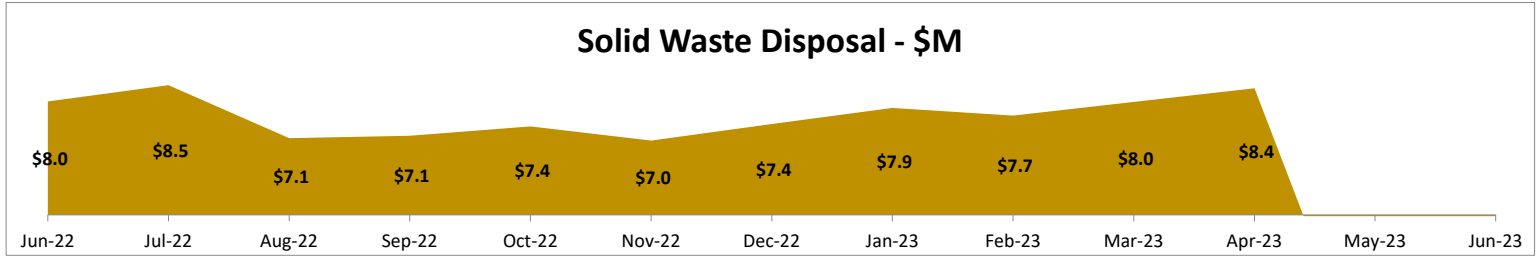

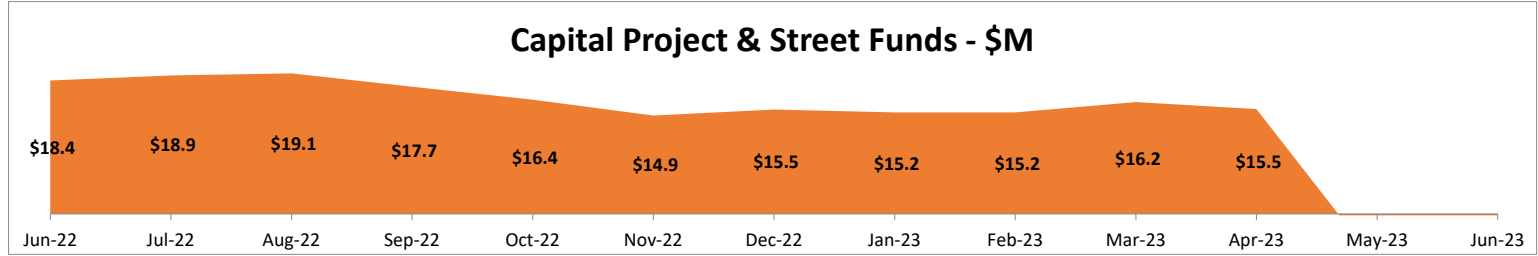
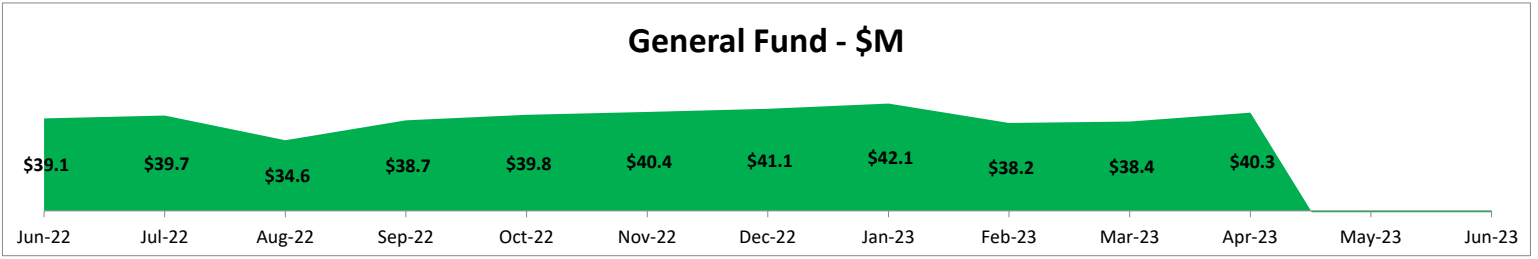
City of Carlsbad  
 Certificates of Deposit  
 FY23-10 -April

Bank	CD #	Fund	Fund Name	Fund Type	June	July	August	September	October	November	December	January	February	March	April	YTD Interest
Carlsbad National Bank	6813455	101	General Fund	General	575,610.61	576,041.14	576,041.14	576,041.14	576,476.72	576,476.72	576,476.72	576,912.63	576,912.63	576,912.63	580,113.31	4,502.70
Carlsbad National Bank	6814010	101	General Fund	General	213,533.10	213,533.10	213,533.10	213,694.57	213,694.57	213,694.57	213,854.40	213,854.40	213,854.40	215,040.85	215,040.85	1,507.75
Carlsbad National Bank	6815114	101	General Fund	General	4,020,566.05	4,023,072.02	4,023,072.02	4,023,072.02	4,038,117.21	4,038,117.21	4,038,117.21	4,053,218.66	4,053,218.66	4,053,218.66	4,073,429.23	52,863.18
Carlsbad National Bank	6815236	101	General Fund	General	314,164.81	315,496.35	315,496.35	315,496.35	316,848.23	316,848.23	316,848.23	318,205.90	318,205.90	318,205.90	319,539.75	5,374.94
Carlsbad National Bank	6815264	101	General Fund	General				9,025,932.26	9,025,932.26	9,025,932.26	9,106,268.00	9,106,268.00	9,106,268.00	9,186,428.11	9,186,428.11	160,495.85
Carlsbad National Bank	6815295	101	General Fund	General							928,000.00	928,000.00	928,000.00	928,000.00	938,555.94	10,555.94
Carlsbad National Bank	6814016	220	Landfill-Reserve	Capital	1,312,683.77	1,312,683.77	1,312,683.77	1,313,676.37	1,313,676.37	1,313,676.37	1,319,571.72	1,319,571.72	1,319,571.72	1,325,428.45	1,325,428.45	12,744.68
Carlsbad National Bank	6815227	220	Landfill-Reserve	Capital	682,426.42	682,426.42	682,426.42	685,090.84	685,090.84	685,090.84	687,736.59	687,736.59	687,736.59	690,363.37	690,363.37	7,936.95
Carlsbad National Bank	6815265	220	Landfill-Reserve	Capital				952,917.04	952,917.04	952,917.04	961,398.52	961,398.52	961,398.52	969,861.46	969,861.46	16,944.42
Carlsbad National Bank	6815296	220	Landfill-Reserve	Capital							957,000.00	957,000.00	957,000.00	957,000.00	967,885.81	10,885.81
Carlsbad National Bank	6815173	400	Disaster Preparedness	Insurance	1,003,737.08	1,003,737.08	1,004,496.07	1,004,496.07	1,004,496.07	1,005,255.63	1,005,255.63	1,005,255.63	1,006,015.77	1,006,015.77	1,006,015.77	2,278.69
Carlsbad National Bank	6813454	700	Water & Sewer	Enterprise	313,969.48	314,204.31	314,204.31	314,204.31	314,441.90	314,441.90	314,441.90	314,679.67	314,679.67	314,679.67	316,425.50	2,456.02
Carlsbad National Bank	6815235	700	Water & Sewer	Enterprise	360,569.86	362,098.08	362,098.08	362,098.08	363,649.65	363,649.65	363,649.65	365,207.86	365,207.86	365,207.86	366,738.73	6,168.87
Carlsbad National Bank	6814992	900	Permanent W&S	Agency	1,008,197.64	1,010,082.83	1,010,082.83	1,010,082.83	1,011,992.30	1,011,992.30	1,011,992.30	1,013,905.38	1,013,905.38	1,013,905.38	1,015,780.41	7,582.77
Carlsbad National Bank	6815297	900	Permanent W&S	Agency							3,973,760.11	3,973,760.11	3,973,760.11	3,973,760.11	-	-
Carlsbad National Bank	6815195	900	Permanent W&S	Agency	3,979,929.27	3,982,906.04	3,982,906.04	3,982,906.04	4,000,976.43	4,000,976.43	4,000,976.43	4,019,128.81	4,019,128.81	4,019,128.81	4,036,967.14	57,037.87
					13,785,388.09	13,796,281.14	13,797,040.13	23,779,707.92	23,818,309.59	23,819,069.15	23,916,587.30	29,814,103.88	29,814,864.02	29,913,157.03	29,982,333.94	359,336.44
Western Commerce Bank	2013661	101	General Fund	General	1,049,344.10	1,049,344.10	1,054,554.60	1,054,554.60	1,054,554.60	1,059,790.97	1,059,790.97	1,059,790.97	1,065,053.34	1,065,053.34	1,065,053.34	15,709.24
					2,052,047.77	2,052,047.77	2,059,229.61	2,059,229.61	2,059,229.61	2,066,441.20	2,066,441.20	2,066,441.20	2,066,441.20	2,065,053.34	2,065,053.34	15,709.24
<b>TOTAL</b>					<b>19,557,459.19</b>	<b>19,568,352.24</b>	<b>19,576,293.07</b>	<b>29,568,740.34</b>	<b>29,607,342.01</b>	<b>29,615,313.16</b>	<b>29,722,636.49</b>	<b>35,620,153.07</b>	<b>34,624,377.26</b>	<b>30,978,210.37</b>	<b>31,047,387.28</b>	<b>399,482.25</b>

## **2. Summary of Fund Position**

City of Carlsbad  
Fund Position  
FY23-10 -April

					FY23								
					Transfers		Costs						
Fund	1	Fund Name		Beginning Fund	Revenues	Increase (Decrease)	Labor	Ops	Capital	Total	Revenue & Tran <Less> Costs	Change in Reserve/AP	Ending Fund
General Fund	101	1-101	General Fund	39,050,893	53,538,808	(5,890,945)	34,576,267	9,239,774	2,624,746	46,440,786	1,207,077	3,564	40,261,534
	102	1-102	Payroll	24,195	-	-	-	-	-	-	-	287	24,482
Capital Funds	200	1-200	GRT Capital Outlay	1,554,915	3,800,898	(3,458,098)	-	154,148	74,852	229,000	113,799	-	1,668,714
	201	1-201	Capital Projects	1,312,104	511,065.94	-	-	-	609,631	609,631	(98,565)	-	1,213,539
	202	1-202	Airport Improvements	87,066	903,754	300,000	-	1,728	36,148	37,876	1,165,878	-	1,252,944
	220	1-220	Landfill-Reserve	5,104,278	169,955	111,000	-	-	-	-	280,955	-	5,385,233
	230	1-230	Landfill-Closure	567,058	-	-	-	30,355	-	30,355	(30,355)	-	536,703
	240	1-240	Landfill-Construction	3,585,585	-	1,000,000	-	1,124,514	-	1,124,514	(124,514)	-	3,461,071
Special Revenue Funds	300	1-300	Sports Complex	1,133,371	2,027,458	20,296	525,805	402,665	4,086	932,556	1,115,198	-	2,248,569
	320	1-320	Streets Improvement	6,154,080	1,425,546	-	-	35,271	5,562,731	5,598,003	(4,172,457)	-	1,981,623
	350	1-350	Local Government Correction	607,284	608,351	-	-	317,395	-	317,395	290,956	(1,283)	896,957
	360	1-360	Cannabis Revenue Fund	34,054	303,588	-	-	4,719	-	4,719	298,869	-	332,923
Insurance Funds	400	1-400	Disaster Preparedness	2,751,295	2,279	-	-	1,500,000	-	1,500,000	(1,497,721)	-	1,253,574
	401	1-401	Insurance	1,066,629	61,662	1,000,000	-	1,336,016	-	1,336,016	(274,355)	-	792,274
	402	1-402	Workers' Compensation	397,498	1,905	1,250,000	-	604,511	-	604,511	647,395	-	1,044,892
	420	1-420	Health Insurance	2,482,393	5,110,766	(1,534,945)	-	3,854,779	-	3,854,779	(278,957)	-	2,203,435
Grant Funds	500	1-500	Fire Protection	1,138,528	667,066	-	-	21,983	772,706	794,689	(127,623)	-	1,010,906
	501	1-501	Emergency Medical Services	13,411	20,000	(13,411)	-	-	17,885	17,885	(11,296)	-	2,115
	520	1-520	Law Enforcement Protection	0	746,397	(634,397)	-	81,875	-	81,875	30,125	-	30,125
	521	1-521	Law Enforcement Retention	-	-	-	-	-	-	-	-	-	-
	550	1-550	Beautification	8,779	15,177	50,000	-	69,044	-	69,044	(3,867)	-	4,912
	570	1-570	Municipal Transit	289,774	570,245	638,511	910,840	167,710	152,362	1,230,911	(22,156)	(71)	267,547
	580	1-580	CDBG Grant	152,251	(0)	-	-	-	106,741	106,741	(106,741)	-	45,510
590	1-590	American Rescue Plan Act	-	3,681,801	(3,681,801)	-	-	-	-	-	-	-	-
Lodgers' Tax	600	1-600	LT-Promotional	2,535,615	969,766	-	-	978,443	371,126	1,349,569	(379,803)	-	2,155,812
	650	1-650	LT-Non Promotional	1,658,430	1,454,650	-	-	593,899	1,465,682	2,059,580	(604,930)	-	1,053,500
	680	1-680	LT-Discretionary	1,673,224	1,143,504	(475,000)	-	-	1,045,939	1,045,939	(377,435)	-	1,295,790
Enterprise Funds	700	1-700	Water & Sewer	13,661,559	11,551,214	1,338,134	4,342,309	2,563,095	3,715,280	10,620,684	2,268,664	(346,149)	15,584,074
	720	1-720	Solid Waste Disposal	8,027,504	7,472,338	(1,177,442)	1,764,974	1,761,599	2,462,976	5,989,550	305,346	46,587	8,379,438
	750	1-750	Special Museum	15,163	6,525	-	-	2,930	-	2,930	3,595	(15)	18,743
	790	1-790	Golf Pro Shop	-	1,084,141	50,000	-	505,842	22,657	528,499	605,642	9,714	615,355
Debt Service	850	1-850	NMFA-Water & Sewer	241,174	13,283	11,108,098	-	1,213,881	-	1,213,881	9,907,500	-	10,148,674
Agency Funds	900	1-900	Permanent W&S	8,961,194	65,314	-	-	-	-	-	65,314	-	9,026,508
	920	1-920	Municipal Court	23,065	-	-	-	-	-	-	-	(3,176)	19,889
	980	1-980	ELEA	72,810	75,000	-	-	60,936	-	60,936	14,064	-	86,874
Total				104,385,180	98,002,456	-	42,120,195	26,627,111	19,045,548	87,792,855	10,209,601	(290,542)	114,304,239



**City of Carlsbad**  
**Revenue**  
**FY23-10 -April**

	Fund	Fund Name	1 Jul-22	2 Aug-22	3 Sep-22	4 Oct-22	5 Nov-22	6 Dec-22	7 Jan-23	8 Feb-23	9 Mar-23	10 Apr-23	11 May-23	12 Jun-23	Total
<b>General Fund</b>	101	General Fund	5,996,173	3,775,803	4,894,341	5,163,221	4,708,835	6,145,078	5,574,871	6,573,519	5,134,029	5,572,939	-	-	53,538,808
	102	Payroll	-	-	-	-	-	-	-	-	-	-	-	-	-
	200	GRT Capital Outlay	362,290	292,850	382,923	399,554	355,371	416,184	306,865	477,768	390,892	416,201	-	-	3,800,898
	201	Capital Projects	46,095	311	454	384	336	59,901	(11,916)	377,468	37,486	546	-	-	511,066
<b>Capital Funds</b>	202	Airport Improvements	39,649	1,199	6,074	119,815	2,419	937	709	6,370	725,251	1,332	-	-	903,754
	220	Landfill-Reserve	348	359	6,713	348	359	132,210	487	1,298	16,946	10,886	-	-	169,955
	230	Landfill-Closure	-	-	-	-	-	-	-	-	-	-	-	-	-
	240	Landfill-Construction	-	-	-	-	-	-	-	-	-	-	-	-	-
<b>Special Revenue Funds</b>	300	Sports Complex	193,888	156,922	203,478	213,509	188,838	221,152	163,062	253,876	209,608	223,126	-	-	2,027,458
	320	Streets Improvement	78,628	60,417	85,320	78,624	342,491	78,938	66,857	481,649	71,831	80,792	-	-	1,425,546
	350	Local Government Correction	47,444	65,688	55,405	72,190	54,339	58,118	61,318	63,374	69,193	61,282	-	-	608,351
	360	Cannabis Revenue Fund	30,249	30,372	13,724	42,439	32,717	25,800	33,187	29,897	26,441	38,762	-	-	303,588
<b>Insurance Funds</b>	400	Disaster Preparedness	-	759	-	-	760	-	-	760	-	-	-	-	2,279
	401	Insurance	10,229	-	2,675	21,609	-	19,112	-	8,037	-	-	-	-	61,662
	402	Workers' Compensation	-	-	1,277	-	-	-	-	628	-	-	-	-	1,905
	420	Health Insurance	536,474	517,361	521,104	504,011	502,207	516,264	500,430	503,281	500,906	508,728	-	-	5,110,766
	500	Fire Protection	-	333,533	-	-	-	-	-	333,533	-	-	-	-	667,066
	501	Emergency Medical Services	-	-	20,000	-	-	-	-	-	-	-	-	-	20,000
<b>Grant Funds</b>	520	Law Enforcement Protection	-	-	112,000	-	-	600,000	-	-	-	34,397	-	-	746,397
	521	Law Enforcement Retention	-	-	-	-	-	-	-	-	-	-	-	-	-
	550	Beautification	-	15,177	-	-	-	-	-	-	-	-	-	-	15,177
	570	Municipal Transit	61,628	65,780	5,333	86,323	139,146	3,037	4,712	76,823	56,331	71,132	-	-	570,245
	580	CDBG Grant	(0)	-	-	-	-	-	-	-	-	-	-	-	(0)
	590	American Rescue Plan Act	-	3,681,801	-	-	-	-	-	-	-	-	-	-	3,681,801
<b>Lodgers' Tax</b>	600	LT-Promotional	84,881	99,244	90,877	132,801	111,111	42,205	95,531	89,452	104,870	118,795	-	-	969,766
	650	LT-Non Promotional	127,321	148,866	136,315	196,568	166,666	65,941	143,297	134,178	157,304	178,192	-	-	1,454,650
	680	LT-Discretionary	91,367	121,424	125,613	11,706	118,310	207,893	116,378	118,749	108,700	123,364	-	-	1,143,504
<b>Enterprise Funds</b>	700	Water & Sewer	1,476,645	1,331,162	1,395,838	1,322,508	1,101,320	966,429	1,026,742	902,730	1,038,556	989,284	-	-	11,551,214
	720	Solid Waste Disposal	732,203	729,495	715,639	722,108	726,499	769,581	770,582	782,573	773,555	750,102	-	-	7,472,338
	750	Special Museum	965	686	1,167	453	638	497	397	353	916	454	-	-	6,525
	790	Golf Pro Shop	-	252,169	116,345	86,526	51,673	73,442	139,278	89,227	135,811	139,669	-	-	1,084,141
<b>Debt Service</b>	850	NMFA-Water & Sewer	657	770	918	1,065	733	1,205	1,774	1,721	2,118	2,322	-	-	13,283
<b>Agency Funds</b>	900	Permanent W&S	5,555	-	-	19,980	-	-	20,065	-	-	19,713	-	-	65,314
	920	Municipal Court	-	-	-	-	-	-	-	-	-	-	-	-	-
	950	WIPP Accel Impact	-	-	-	-	-	-	-	-	-	-	-	-	-
	980	ELEA	-	50,000	25,000	-	-	-	-	-	-	-	-	-	75,000
		<b>Total</b>	<b>9,922,688</b>	<b>11,732,149</b>	<b>8,918,533</b>	<b>9,195,740</b>	<b>8,604,769</b>	<b>10,403,924</b>	<b>9,014,628</b>	<b>11,307,264</b>	<b>9,560,743</b>	<b>9,342,018</b>	<b>-</b>	<b>-</b>	<b>98,002,456</b>



**City of Carlsbad**  
**Labor**  
**FY23-10 -April**

			1	2	3	4	5	6	7	8	9	10	11	12	Total
	Fund	Fund Name	Jul-22	Aug-22	Sep-22	Oct-22	Nov-22	Dec-22	Jan-23	Feb-23	Mar-23	Apr-23	May-23	Jun-23	
<b>General Fund</b>	101	General Fund	4,412,551	2,997,438	3,061,253	4,308,509	3,168,333	4,572,680	2,994,726	2,935,904	3,083,718	3,041,154	-	-	34,576,267
	102	Payroll	-	-	-	-	-	-	-	-	-	-	-	-	-
	200	GRT Capital Outlay	-	-	-	-	-	-	-	-	-	-	-	-	-
	201	Capital Projects	-	-	-	-	-	-	-	-	-	-	-	-	-
<b>Capital Funds</b>	202	Airport Improvements	-	-	-	-	-	-	-	-	-	-	-	-	-
	220	Landfill-Reserve	-	-	-	-	-	-	-	-	-	-	-	-	-
	230	Landfill-Closure	-	-	-	-	-	-	-	-	-	-	-	-	-
	240	Landfill-Construction	-	-	-	-	-	-	-	-	-	-	-	-	-
<b>Special Revenue Funds</b>	300	Sports Complex	68,919	46,027	44,551	64,992	44,599	63,995	47,557	47,275	47,275	50,614	-	-	525,805
	320	Streets Improvement	-	-	-	-	-	-	-	-	-	-	-	-	-
	350	Local Government Correction	-	-	-	-	-	-	-	-	-	-	-	-	-
	400	Disaster Preparedness	-	-	-	-	-	-	-	-	-	-	-	-	-
<b>Insurance Funds</b>	401	Insurance	-	-	-	-	-	-	-	-	-	-	-	-	-
	402	Workers' Compensation	-	-	-	-	-	-	-	-	-	-	-	-	-
	420	Health Insurance	-	-	-	-	-	-	-	-	-	-	-	-	-
	500	Fire Protection	-	-	-	-	-	-	-	-	-	-	-	-	-
	501	Emergency Medical Services	-	-	-	-	-	-	-	-	-	-	-	-	-
	520	Law Enforcement Protection	-	-	-	-	-	-	-	-	-	-	-	-	-
<b>Grant Funds</b>	550	Beautification	-	-	-	-	-	-	-	-	-	-	-	-	-
	570	Municipal Transit	111,808	82,688	84,842	121,159	79,282	112,659	78,981	80,684	79,116	79,621	-	-	910,840
	580	CDBG Grant	-	-	-	-	-	-	-	-	-	-	-	-	-
	590	American Rescue Plan Act	-	-	-	-	-	-	-	-	-	-	-	-	-
	600	LT-Promotional	-	-	-	-	-	-	-	-	-	-	-	-	-
<b>Lodgers' Tax</b>	650	LT-Non Promotional	-	-	-	-	-	-	-	-	-	-	-	-	-
	680	LT-Discretionary	-	-	-	-	-	-	-	-	-	-	-	-	-
<b>Enterprise Funds</b>	700	Water & Sewer	548,650	391,299	375,417	559,648	390,546	546,432	393,769	381,554	382,367	372,626	-	-	4,342,309
	720	Solid Waste Disposal	220,615	140,083	147,726	210,544	146,004	234,688	172,672	160,566	159,412	172,665	-	-	1,764,974
	750	Special Museum	-	-	-	-	-	-	-	-	-	-	-	-	-
	790	Golf Pro Shop	-	-	-	-	-	-	-	-	-	-	-	-	-
<b>Debt Service</b>	850	NMFA-Water & Sewer	-	-	-	-	-	-	-	-	-	-	-	-	-
	900	Permanent W&S	-	-	-	-	-	-	-	-	-	-	-	-	-
<b>Agency Funds</b>	920	Municipal Court	-	-	-	-	-	-	-	-	-	-	-	-	-
	950	WIPP Accel Impact	-	-	-	-	-	-	-	-	-	-	-	-	-
	980	ELEA	-	-	-	-	-	-	-	-	-	-	-	-	-
		<b>Total</b>	<b>5,362,542</b>	<b>3,657,535</b>	<b>3,713,790</b>	<b>5,264,852</b>	<b>3,828,764</b>	<b>5,530,454</b>	<b>3,687,706</b>	<b>3,605,984</b>	<b>3,751,888</b>	<b>3,716,681</b>	<b>-</b>	<b>-</b>	<b>42,120,195</b>

**City of Carlsbad**  
**Operations**  
**FY23-10 -April**

			1	2	3	4	5	6	7	8	9	10	11	12	
	Fund	Fund Name	Jul-22	Aug-22	Sep-22	Oct-22	Nov-22	Dec-22	Jan-23	Feb-23	Mar-23	Apr-23	May-23	Jun-23	Total
<b>General Fund</b>	101	General Fund	1,065,304	987,725	1,066,353	902,517	777,626	734,532	1,024,481	1,003,016	927,059	751,160	-	-	9,239,774
	102	Payroll	-	-	-	-	-	-	-	-	-	-	-	-	-
<b>Capital Funds</b>	200	GRT Capital Outlay	14,600	12,954	15,267	16,001	14,752	16,667	12,609	19,138	15,661	16,501	-	-	154,148
	201	Capital Projects	-	-	-	-	-	-	-	-	-	-	-	-	-
	202	Airport Improvements	-	-	-	-	-	-	-	-	-	1,728	-	-	1,728
	220	Landfill-Reserve	-	-	-	-	-	-	-	-	-	-	-	-	-
	230	Landfill-Closure	3,079	-	-	3,079	14,966	-	6,155	-	-	3,076	-	-	30,355
	240	Landfill-Construction	-	-	183,568	862,475	23,073	-	-	43,520	-	11,879	-	-	1,124,514
<b>Special Revenue Funds</b>	300	Sports Complex	73,689	35,701	42,416	37,659	50,092	23,408	29,235	34,554	39,521	36,390	-	-	402,665
	320	Streets Improvement	-	22,851	12,420	-	-	-	-	-	-	-	-	-	35,271
	350	Local Government Correction	39,045	45,885	48,545	-	38,380	29,640	29,545	30,590	27,645	28,120	-	-	317,395
	360	Cannabis Revenue Fund	-	-	-	1,273	982	774	-	897	793	-	-	-	4,719
<b>Insurance Funds</b>	400	Disaster Preparedness	1,500,000	-	-	-	-	-	-	-	-	-	-	-	1,500,000
	401	Insurance	1,276	1,087,406	85,554	2,996	38,022	13,883	4,296	19,490	22,052	61,041	-	-	1,336,016
	402	Workers' Compensation	66,435	15,167	33,864	67,672	28,870	33,660	247,637	29,286	32,658	49,261	-	-	604,511
	420	Health Insurance	483,923	310,847	436,203	243,739	370,609	294,284	288,675	359,304	416,509	650,687	-	-	3,854,779
<b>Grant Funds</b>	500	Fire Protection	-	-	-	-	-	-	-	-	4,256	17,727	-	-	21,983
	501	Emergency Medical Services	-	-	-	-	-	-	-	-	-	-	-	-	-
	520	Law Enforcement Protection	378	18,015	3,942	5,362	7,367	4,067	4,132	8,633	28,552	1,426	-	-	81,875
	550	Beautification	6,155	9,964	8,073	8,716	8,931	5,954	5,257	6,517	8,629	849	-	-	69,044
	570	Municipal Transit	15,962	12,119	32,309	18,042	14,033	19,153	12,308	12,334	17,018	14,432	-	-	167,710
	580	CDBG Grant	-	-	-	-	-	-	-	-	-	-	-	-	-
	590	American Rescue Plan Act	-	-	-	-	-	-	-	-	-	-	-	-	-
<b>Lodgers' Tax</b>	600	LT-Promotional	279,680	(27,197)	77,776	123,634	82,886	85,709	67,627	146,280	70,179	71,869	-	-	978,443
	650	LT-Non Promotional	116,732	134,718	29,323	45,208	31,215	95,958	32,432	27,708	52,896	27,708	-	-	593,899
	680	LT-Discretionary	-	-	-	-	-	-	-	-	-	-	-	-	-
<b>Enterprise Funds</b>	700	Water & Sewer	269,730	259,277	318,452	230,256	204,958	156,122	303,774	201,687	357,642	261,197	-	-	2,563,095
	720	Solid Waste Disposal	80,378	83,171	219,910	270,653	201,770	98,450	132,694	165,070	170,764	338,739	-	-	1,761,599
	750	Special Museum	19	269	108	122	73	10	9	104	933	1,284	-	-	2,930
	790	Golf Pro Shop	25,423	28,967	39,726	27,164	78,391	38,847	26,544	52,064	55,995	132,721	-	-	505,842
<b>Debt Service</b>	850	NMFA-Water & Sewer	-	-	1,090,387	-	123,493	-	-	-	-	-	-	-	1,213,881
	900	Permanent W&S	-	-	-	-	-	-	-	-	-	-	-	-	-
<b>Agency Funds</b>	920	Municipal Court	-	-	-	-	-	-	-	-	-	-	-	-	-
	950	WIPP Accel Impact	-	-	-	-	-	-	-	-	-	-	-	-	-
	980	ELEA	4,962	6,995	4,874	5,028	4,874	4,874	11,628	5,197	7,500	5,002	-	-	60,936
<b>Total</b>			<b>4,046,771</b>	<b>3,044,832</b>	<b>3,749,071</b>	<b>2,871,596</b>	<b>2,115,363</b>	<b>1,655,992</b>	<b>2,239,038</b>	<b>2,165,389</b>	<b>2,256,263</b>	<b>2,482,796</b>	<b>-</b>	<b>-</b>	<b>26,627,111</b>



**City of Carlsbad**  
**Capital**  
**FY23-10 -April**

			1	2	3	4	5	6	7	8	9	10	11	12	
	Fund	Fund Name	Jul-22	Aug-22	Sep-22	Oct-22	Nov-22	Dec-22	Jan-23	Feb-23	Mar-23	Apr-23	May-23	Jun-23	Total
<b>General Fund</b>	101	General Fund	77,311	123,182	167,246	82,250	173,351	225,370	416,574	245,320	877,017	237,126	-	-	2,624,746
	102	Payroll	-	-	-	-	-	-	-	-	-	-	-	-	-
	200	GRT Capital Outlay	10,317	4,875	21,346	7,299	8,055	-	-	17,013	-	5,949	-	-	74,852
	201	Capital Projects	-	-	-	57,051	358,360	54,024	68,006	24,261	19,354	28,577	-	-	609,631
<b>Capital Funds</b>	202	Airport Improvements	28,978	-	7,171	-	-	-	-	-	-	-	-	-	36,148
	220	Landfill-Reserve	-	-	-	-	-	-	-	-	-	-	-	-	-
	230	Landfill-Closure	-	-	-	-	-	-	-	-	-	-	-	-	-
	240	Landfill-Construction	-	-	-	-	-	-	-	-	-	-	-	-	-
<b>Special Revenue Funds</b>	300	Sports Complex	-	-	-	-	-	-	-	3,387	699	-	-	-	4,086
	320	Streets Improvement	(23,628)	274,158	1,027,591	738,220	1,373,890	28,504	569,122	248,545	179,203	1,147,126	-	-	5,562,731
	350	Local Government Correction	-	-	-	-	-	-	-	-	-	-	-	-	-
	400	Disaster Preparedness	-	-	-	-	-	-	-	-	-	-	-	-	-
<b>Insurance Funds</b>	401	Insurance	-	-	-	-	-	-	-	-	-	-	-	-	-
	402	Workers' Compensation	-	-	-	-	-	-	-	-	-	-	-	-	-
	420	Health Insurance	-	-	-	-	-	-	-	-	-	-	-	-	-
	500	Fire Protection	-	10,003	-	-	6,290	-	-	20,126	-	736,288	-	-	772,706
	501	Emergency Medical Services	-	-	-	-	-	-	17,885	-	-	-	-	-	17,885
	520	Law Enforcement Protection	-	-	-	-	-	-	-	-	-	-	-	-	-
<b>Grant Funds</b>	550	Beautification	-	-	-	-	-	-	-	-	-	-	-	-	-
	570	Municipal Transit	-	-	-	-	-	-	-	7,200	118,769	26,392	-	-	152,362
	580	CDBG Grant	8,732	(26,197)	5,702	94,569	18,936	5,000	-	-	-	-	-	-	106,741
	590	American Rescue Plan Act	-	-	-	-	-	-	-	-	-	-	-	-	-
	600	LT-Promotional	371,126	-	-	-	-	-	-	-	-	-	-	-	371,126
<b>Lodgers' Tax</b>	650	LT-Non Promotional	-	-	165,282	-	218,253	117,415	638,891	157,788	168,052	-	-	-	1,465,682
	680	LT-Discretionary	-	-	-	223,106	11,901	468,099	1,773	12,427	307,584	21,050	-	-	1,045,939
<b>Enterprise Funds</b>	700	Water & Sewer	117,374	88,411	251,935	1,149,496	364,981	122,777	334,413	128,630	472,745	684,518	-	-	3,715,280
	720	Solid Waste Disposal	255,411	391,791	391,791	-	784,013	-	-	662,045	67,245	(89,320)	-	-	2,462,976
	750	Special Museum	-	-	-	-	-	-	-	-	-	-	-	-	-
	790	Golf Pro Shop	-	-	-	-	-	-	-	-	-	22,657	-	-	22,657
<b>Debt Service</b>	850	NMFA-Water & Sewer	-	-	-	-	-	-	-	-	-	-	-	-	-
	900	Permanent W&S	-	-	-	-	-	-	-	-	-	-	-	-	-
<b>Agency Funds</b>	920	Municipal Court	-	-	-	-	-	-	-	-	-	-	-	-	-
	950	WIPP Accel Impact	-	-	-	-	-	-	-	-	-	-	-	-	-
	980	ELEA	-	-	-	-	-	-	-	-	-	-	-	-	-
		<b>Total</b>	<b>845,619</b>	<b>866,222</b>	<b>2,038,063</b>	<b>2,351,990</b>	<b>3,318,029</b>	<b>1,021,188</b>	<b>2,046,665</b>	<b>1,526,741</b>	<b>2,210,668</b>	<b>2,820,363</b>	<b>-</b>	<b>-</b>	<b>19,045,548</b>

**City of Carlsbad**  
**Total Costs**  
**FY23-10 -April**

		1	2	3	4	5	6	7	8	9	10	11	12	Total	
	Fund	Fund Name	Jul-22	Aug-22	Sep-22	Oct-22	Nov-22	Dec-22	Jan-23	Feb-23	Mar-23	Apr-23	May-23	Jun-23	Total
<b>General Fund</b>	101	General Fund	5,555,166	4,108,346	4,294,852	5,293,276	4,119,309	5,532,582	4,435,781	4,184,240	4,887,795	4,029,440	-	-	46,440,786
	102	Payroll	-	-	-	-	-	-	-	-	-	-	-	-	-
	200	GRT Capital Outlay	24,917	17,829	36,613	23,299	22,807	16,667	12,609	36,151	15,661	22,449	-	-	229,000
	201	Capital Projects	-	-	-	57,051	358,360	54,024	68,006	24,261	19,354	28,577	-	-	609,631
<b>Capital Funds</b>	202	Airport Improvements	28,978	-	7,171	-	-	-	-	-	-	1,728	-	-	37,876
	220	Landfill-Reserve	-	-	-	-	-	-	-	-	-	-	-	-	-
	230	Landfill-Closure	3,079	-	-	3,079	14,966	-	6,155	-	-	3,076	-	-	30,355
	240	Landfill-Construction	-	-	183,568	862,475	23,073	-	-	43,520	-	11,879	-	-	1,124,514
<b>Special Revenue Funds</b>	300	Sports Complex	142,608	81,728	86,968	102,650	94,691	87,403	76,793	85,216	87,495	87,005	-	-	932,556
	320	Streets Improvement	(23,628)	297,009	1,040,012	738,220	1,373,890	28,504	569,122	248,545	179,203	1,147,126	-	-	5,598,003
	350	Local Government Correction	39,045	45,885	48,545	-	38,380	29,640	29,545	30,590	27,645	28,120	-	-	317,395
	360	Cannabis Revenue Fund	-	-	-	1,273	982	774	-	897	793	-	-	-	4,719
	400	Disaster Preparedness	1,500,000	-	-	-	-	-	-	-	-	-	-	-	1,500,000
<b>Insurance Funds</b>	401	Insurance	1,276	1,087,406	85,554	2,996	38,022	13,883	4,296	19,490	22,052	61,041	-	-	1,336,016
	402	Workers' Compensation	66,435	15,167	33,864	67,672	28,870	33,660	247,637	29,286	32,658	49,261	-	-	604,511
	420	Health Insurance	483,923	310,847	436,203	243,739	370,609	294,284	288,675	359,304	416,509	650,687	-	-	3,854,779
	500	Fire Protection	-	10,003	-	-	6,290	-	-	20,126	4,256	754,014	-	-	794,689
	501	Emergency Medical Services	-	-	-	-	-	-	17,885	-	-	-	-	-	17,885
<b>Grant Funds</b>	520	Law Enforcement Protection	378	18,015	3,942	5,362	7,367	4,067	4,132	8,633	28,552	1,426	-	-	81,875
	550	Beautification	6,155	9,964	8,073	8,716	8,931	5,954	5,257	6,517	8,629	849	-	-	69,044
	570	Municipal Transit	127,770	94,807	117,152	139,201	93,315	131,811	91,289	100,218	214,903	120,445	-	-	1,230,911
	580	CDBG Grant	8,732	(26,197)	5,702	94,569	18,936	5,000	-	-	-	-	-	-	106,741
	590	American Rescue Plan Act	-	-	-	-	-	-	-	-	-	-	-	-	-
<b>Lodgers' Tax</b>	600	LT-Promotional	650,806	(27,197)	77,776	123,634	82,886	85,709	67,627	146,280	70,179	71,869	-	-	1,349,569
	650	LT-Non Promotional	116,732	134,718	194,605	45,208	249,468	213,373	671,323	185,496	220,948	27,708	-	-	2,059,580
	680	LT-Discretionary	-	-	-	223,106	11,901	468,099	1,773	12,427	307,584	21,050	-	-	1,045,939
<b>Enterprise Funds</b>	700	Water & Sewer	935,754	738,988	945,803	1,939,400	960,485	825,331	1,031,956	711,871	1,212,755	1,318,341	-	-	10,620,684
	720	Solid Waste Disposal	556,403	615,044	759,427	481,197	1,131,788	333,138	305,366	987,681	397,421	422,085	-	-	5,989,550
	750	Special Museum	19	269	108	122	73	10	9	104	933	1,284	-	-	2,930
	790	Golf Pro Shop	25,423	28,967	39,726	27,164	78,391	38,847	26,544	52,064	55,995	155,378	-	-	528,499
<b>Debt Service</b>	850	NMFA-Water & Sewer	-	-	1,090,387	-	123,493	-	-	-	-	-	-	-	1,213,881
	900	Permanent W&S	-	-	-	-	-	-	-	-	-	-	-	-	-
<b>Agency Funds</b>	920	Municipal Court	-	-	-	-	-	-	-	-	-	-	-	-	-
	950	WIPP Accel Impact	-	-	-	-	-	-	-	-	-	-	-	-	-
	980	ELEA	4,962	6,995	4,874	5,028	4,874	4,874	11,628	5,197	7,500	5,002	-	-	60,936
		<b>Total</b>	<b>10,254,932</b>	<b>7,568,590</b>	<b>9,500,924</b>	<b>10,488,438</b>	<b>9,262,156</b>	<b>8,207,635</b>	<b>7,973,408</b>	<b>7,298,114</b>	<b>8,218,820</b>	<b>9,019,839</b>	<b>-</b>	<b>-</b>	<b>87,792,855</b>

**City of Carlsbad**  
**Net Change in Fund**  
**FY23-10 -April**

	Fund	Fund Name	1 Jul-22	2 Aug-22	3 Sep-22	4 Oct-22	5 Nov-22	6 Dec-22	7 Jan-23	8 Feb-23	9 Mar-23	10 Apr-23	11 May-23	12 Jun-23	Total
<b>General Fund</b>	101	General Fund	441,007	(5,244,132)	4,281,290	1,249,391	589,526	612,495	1,139,089	(3,985,156)	246,234	1,877,331	-	-	1,207,077
	102	Payroll	-	-	-	-	-	-	-	-	-	-	-	-	-
	200	GRT Capital Outlay	337,373	(964,504)	(403,690)	376,254	(156,960)	399,518	294,256	(537,431)	375,231	393,751	-	-	113,799
	201	Capital Projects	46,095	311	454	(56,667)	(358,024)	5,878	(79,921)	353,208	18,132	(28,031)	-	-	(98,565)
<b>Capital Funds</b>	202	Airport Improvements	10,671	301,199	(1,097)	119,815	2,419	937	709	6,370	725,251	(395)	-	-	1,165,878
	220	Landfill-Reserve	348	111,359	6,713	348	359	132,210	487	1,298	16,946	10,886	-	-	280,955
	230	Landfill-Closure	(3,079)	-	-	(3,079)	(14,966)	-	(6,155)	-	-	(3,076)	-	-	(30,355)
	240	Landfill-Construction	-	1,000,000	(183,568)	(862,475)	(23,073)	-	-	(43,520)	-	(11,879)	-	-	(124,514)
<b>Special Revenue Funds</b>	300	Sports Complex	51,279	75,194	116,510	131,154	94,146	133,750	86,269	168,661	122,112	136,121	-	-	1,115,198
	320	Streets Improvement	102,256	(236,592)	(954,692)	(659,595)	(1,031,399)	50,434	(502,265)	233,104	(107,372)	(1,066,335)	-	-	(4,172,457)
	350	Local Government Correction	8,399	19,803	6,860	72,190	15,959	28,478	31,773	32,784	41,548	33,162	-	-	290,956
	360	Cannabis Revenue Fund	30,249	30,372	13,724	41,166	31,736	25,026	33,187	29,000	25,648	38,762	-	-	298,869
<b>Insurance Funds</b>	400	Disaster Preparedness	(1,500,000)	759	-	-	760	-	-	760	-	-	-	-	(1,497,721)
	401	Insurance	8,952	(87,406)	(82,879)	18,614	(38,022)	5,229	(4,296)	(11,453)	(22,052)	(61,041)	-	-	(274,355)
	402	Workers' Compensation	(66,435)	1,234,833	(32,587)	(67,672)	(28,870)	(33,660)	(247,637)	(28,658)	(32,658)	(49,261)	-	-	647,395
	420	Health Insurance	52,552	206,515	84,902	(1,274,673)	131,598	221,980	211,755	143,977	84,397	(141,959)	-	-	(278,957)
	500	Fire Protection	-	323,530	-	-	(6,290)	-	-	313,407	(4,256)	(754,014)	-	-	(127,623)
	501	Emergency Medical Services	-	(13,411)	20,000	-	-	-	(17,885)	-	-	-	-	-	(11,296)
<b>Grant Funds</b>	520	Law Enforcement Protection	(378)	(18,015)	108,058	(5,362)	(7,367)	595,933	(4,132)	(634,198)	(28,552)	24,139	-	-	30,125
	550	Beautification	(6,155)	55,213	(8,073)	(8,716)	(8,931)	(5,954)	(5,257)	(6,517)	(8,629)	(849)	-	-	(3,867)
	570	Municipal Transit	(66,142)	570,973	(111,819)	(14,368)	45,831	(128,774)	(86,577)	(23,395)	(158,572)	(49,313)	-	-	(22,156)
	580	CDBG Grant	(8,732)	26,197	(5,702)	(94,569)	(18,936)	(5,000)	-	-	-	-	-	-	(106,741)
	590	American Rescue Plan Act	-	3,681,801	(3,681,801)	-	-	-	-	-	-	-	-	-	-
<b>Lodgers' Tax</b>	600	LT-Promotional	(565,925)	126,441	13,101	9,167	28,225	(43,503)	27,904	(56,828)	34,691	46,926	-	-	(379,803)
	650	LT-Non Promotional	10,589	14,148	(58,290)	151,360	(82,802)	(147,433)	(528,026)	(51,318)	(63,643)	150,484	-	-	(604,930)
	680	LT-Discretionary	91,367	121,424	125,613	(361,400)	106,409	(260,206)	114,605	106,322	(198,883)	(222,686)	-	-	(377,435)
<b>Enterprise Funds</b>	700	Water & Sewer	540,890	992,174	1,200,035	(428,757)	140,835	141,098	(5,214)	190,859	(174,199)	(329,057)	-	-	2,268,664
	720	Solid Waste Disposal	175,800	(1,121,549)	(43,788)	299,468	(405,288)	436,444	465,216	(205,108)	376,134	328,017	-	-	305,346
	750	Special Museum	947	417	1,059	331	565	486	388	249	(17)	(830)	-	-	3,595
	790	Golf Pro Shop	(25,423)	273,203	76,620	59,362	(26,718)	34,595	112,735	37,163	79,816	(15,709)	-	-	605,642
<b>Debt Service</b>	850	NMFA-Water & Sewer	657	2,640,295	(1,089,470)	1,065	366,764	1,205	1,774	7,980,769	2,118	2,322	-	-	9,907,500
	900	Permanent W&S	5,555	-	-	19,980	-	-	20,065	-	-	19,713	-	-	65,314
<b>Agency Funds</b>	920	Municipal Court	-	-	-	-	-	-	-	-	-	-	-	-	-
	950	WIPP Accel Impact	-	-	-	-	-	-	-	-	-	-	-	-	-
	980	ELEA	(4,962)	43,005	20,126	(5,028)	(4,874)	(4,874)	(11,628)	(5,197)	(7,500)	(5,002)	-	-	14,064
		<b>Total</b>	<b>(332,244)</b>	<b>4,163,559</b>	<b>(582,391)</b>	<b>(1,292,698)</b>	<b>(657,387)</b>	<b>2,196,290</b>	<b>1,041,220</b>	<b>4,009,150</b>	<b>1,341,923</b>	<b>322,179</b>	<b>-</b>	<b>-</b>	<b>10,209,601</b>

### **3. Revenues**

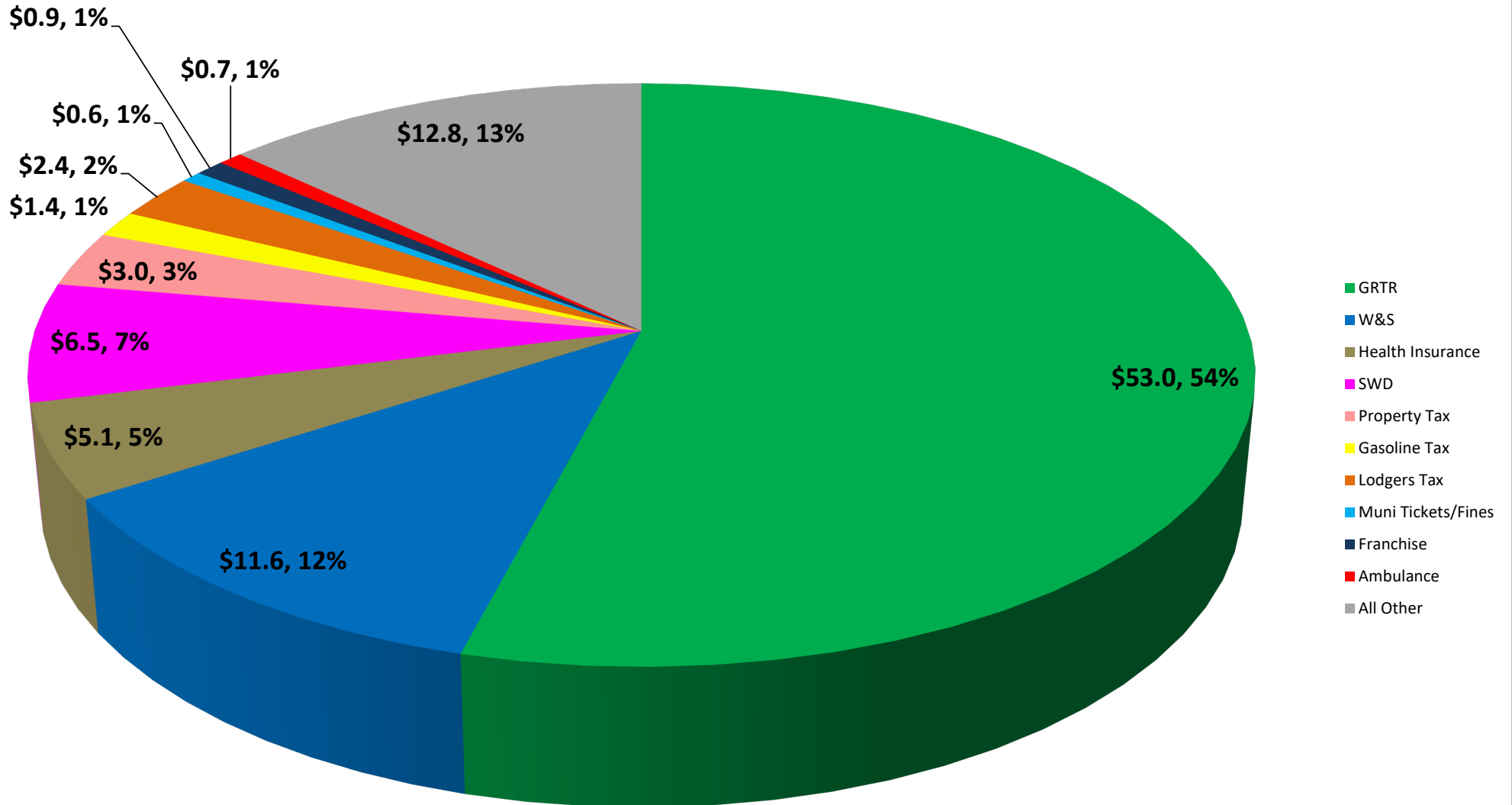
The City of Carlsbad  
Revenue by Fund  
FY23-10 April

	Fund	Fund	% of Total Revenue	July - April			Total FY Budget	FY Target 83%
				Actual	Adj Bud	Fav(Unfav)		
General Fund	101	General Fund	54.6%	53,538,808	43,379,619	10,159,189	52,055,543	103%
	102	Payroll	0.0%	-	-	-	-	-
Capital Funds	200	GRT Capital Outlay	3.9%	3,800,898	2,800,000	1,000,898	3,360,000	113%
	201	Capital Projects	0.5%	511,066	8,637,618	(8,126,552)	10,365,141	5%
	202	Airport Improvements	0.9%	903,754	3,745,163	(2,841,409)	4,494,196	20%
	220	Landfill-Reserve	0.2%	169,955	92,500	77,455	111,000	153%
	230	Landfill-Closure	0.0%	-	-	-	-	-
	240	Landfill-Construction	0.0%	-	-	-	-	-
Special Revenue Funds	300	Sports Complex	2.1%	2,027,458	1,817,500	209,958	2,181,000	93%
	320	Streets Improvement	1.5%	1,425,546	1,967,964	(542,418)	2,361,557	60%
	350	Local Government Correction	0.6%	608,351	633,333	(24,982)	760,000	80%
	360	Cannabis Revenue	0.3%	303,588	-	303,588	-	0%
Insurance Funds	400	Disaster Preparedness	0.0%	2,279	-	2,279	-	0%
	401	Insurance	0.1%	61,662	16,725	44,937	20,070	307%
	402	Workers' Compensation	0.0%	1,905	-	1,905	-	0%
	420	Health Insurance	5.2%	5,110,766	5,512,500	(401,734)	6,615,000	77%
Grant Funds	500	Fire Protection	0.7%	667,066	555,888	111,178	667,066	100%
	501	Emergency Medical Services	0.0%	20,000	16,667	3,333	20,000	100%
	520	Law Enforcement Protection	0.8%	746,397	621,998	124,400	746,397	100%
	521	Law Enforcement Retention	0.0%	-	-	-	-	0%
	550	Beautification	0.0%	15,177	29,167	(13,990)	35,000	43%
	570	Municipal Transit	0.6%	570,245	2,270,868	(1,700,623)	2,725,042	21%
	580	CDBG Grant	0.0%	-	180,460	(180,460)	216,552	0%
	590	American Rescue Plan Act	3.8%	3,681,801	3,068,168	613,634	3,681,801	100%
Lodgers' Tax	600	LT-Promotional	1.0%	969,766	625,000	344,766	750,000	129%
	650	LT-Non Promotional	1.5%	1,454,650	916,667	537,983	1,100,000	132%
	680	LT-Discretionary	1.2%	1,143,504	916,667	226,838	1,100,000	104%
Enterprise Funds	700	Water & Sewer	11.8%	11,551,214	16,655,187	(5,103,972)	19,986,224	58%
	720	Solid Waste Disposal	7.6%	7,472,338	6,471,667	1,000,671	7,766,000	96%
	750	Special Museum	0.0%	6,525	8,333	(1,808)	10,000	65%
	790	Golf Pro Shop	1.1%	1,084,141	831,667	252,474	998,000	109%
Debt Service Funds	850	NMFA-Water & Sewer	0.0%	13,283	-	13,283	-	0%
Agency Funds	900	Permanent W&S	0.1%	65,314	-	65,314	-	0%
	920	Municipal Court	0.0%	-	-	-	-	0%
	950	WIPP Accel Impact	0.0%	-	-	-	-	0%
	980	ELEA	0.1%	75,000	92,500	(17,500)	111,000	68%
			100.0%	98,002,456	101,863,824	(3,861,368)	122,236,589	80%

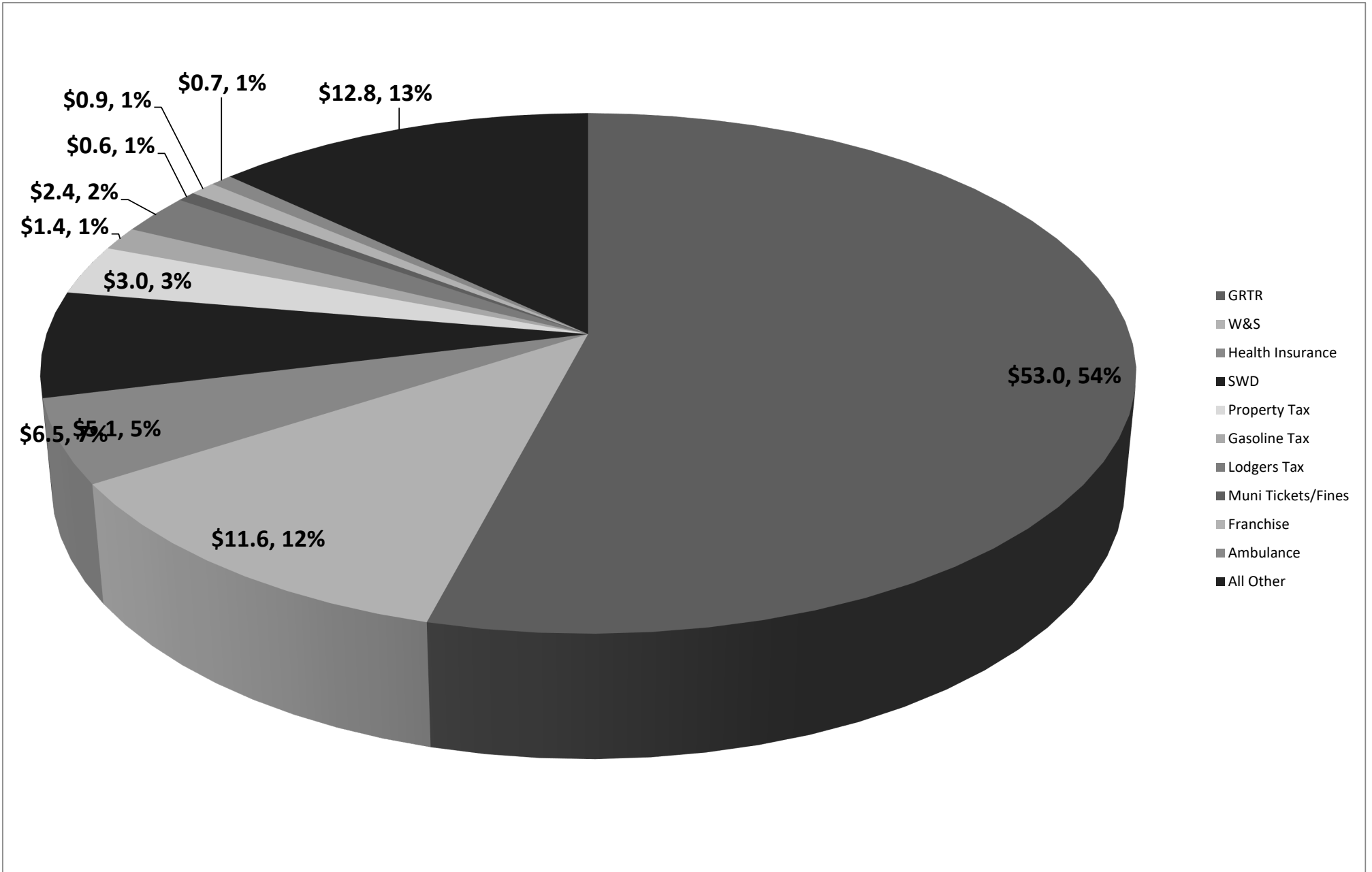
The City of Carlsbad  
Revenue by Select Funds and Categories  
FY23-10 April

No	Fund / Category	July - April			Total FY Budget	FY Target 83%
		Actual	Adj Bud	Fav(Unfav)		
<b>101</b>	<b>GENERAL FUND</b>					
	Gross Receipts Tax	46,177,990	36,651,233	9,526,758	43,981,479	105%
	Property Tax	3,038,487	3,091,538	(53,051)	3,709,845	82%
	Franchise Tax	870,115	692,917	177,198	831,500	105%
	Ambulance Service	740,446	586,667	153,780	704,000	105%
	County	312,500	520,833	(208,333)	625,000	50%
	Golf Green Fees & Cart Permits	-	-	-	-	0%
	Permits, Registrations and Business, Liquor, Pet License	191,326	155,000	36,326	186,000	103%
	Misc. Revenues	518,694	63,333	455,361	76,000	682%
	Grants	1,169,015	1,202,099	(33,084)	1,442,519	81%
	Fees	101,618	48,333	53,284	58,000	175%
	Cemetery	151,909	165,833	(13,924)	199,000	76%
	Water Park	85,596	73,917	11,680	88,700	97%
	Misc. Contracts & Leases	53,555	51,667	1,889	62,000	86%
	Donations	127,556	76,250	51,306	91,500	139%
		<b>53,538,808</b>	<b>43,379,619</b>	<b>10,159,189</b>	<b>52,055,543</b>	<b>103%</b>
<b>320</b>	<b>Streets Improvement</b>					
	Gasoline Tax	617,123	466,667	150,456	560,000	110%
	Auto License	106,029	61,667	44,363	74,000	143%
	State Leglative Grant	691,196	782,388	(91,192)	938,865	74%
	Misc.	11,198	-	11,198	-	0%
		<b>1,425,546</b>	<b>1,310,721</b>	<b>114,825</b>	<b>1,572,865</b>	<b>91%</b>
<b>350</b>	<b>LOCAL GOVERNMENT CORRECTION</b>					
	Local Correction Fees (Tickets, Fees, etc.)	608,351	633,333	(24,982)	760,000	80%
		<b>608,351</b>	<b>633,333</b>	<b>(24,982)</b>	<b>760,000</b>	<b>80%</b>
<b>600, 650, 680</b>	<b>LODGERS TAX</b>					
	LT - Promotional (600)	969,766	625,000	344,766	750,000	129%
	LT - Non Promotional (650)	1,454,650	916,667	537,983	1,100,000	132%
	LT - Discretionary (680)	1,143,504	916,667	226,838	1,100,000	104%
		<b>3,567,920</b>	<b>2,458,333</b>	<b>1,109,587</b>	<b>2,950,000</b>	<b>121%</b>
<b>700</b>	<b>WATER &amp; SEWER</b>					
	Water	4,990,497	4,583,333	407,164	5,500,000	91%
	Sewer Services	4,544,979	4,083,333	461,646	4,900,000	93%
	Septage Services	374,771	425,000	(50,229)	510,000	73%
	Effluent Contract	6,987	1,667	5,320	2,000	349%
	Double Eagle Water	980,391	833,333	147,058	1,000,000	98%
	Misc. Revenues	322,463	6,656,853	(6,334,390)	7,988,224	4%
	Late & Reconnect Fees	331,125	71,667	259,459	86,000	385%
		<b>11,551,214</b>	<b>16,655,187</b>	<b>(5,103,972)</b>	<b>19,986,224</b>	<b>58%</b>
<b>720</b>	<b>LANDFILL &amp; SOLID WASTE DISPOSAL</b>					
	Solid Waste Disposal Services	6,446,141	5,666,667	779,475	6,800,000	95%
	Gross Receipts Tax (Environmental)	1,012,512	797,500	215,012	957,000	106%
	County Share of Costs	-	-	-	-	0%
	Misc. Revenues	13,684	7,500	6,184	9,000	152%
		<b>7,472,338</b>	<b>6,471,667</b>	<b>1,000,671</b>	<b>7,766,000</b>	<b>96%</b>

# Total Revenues - \$Ms: \$98.0



### Total Revenues - \$Ms: \$98.0

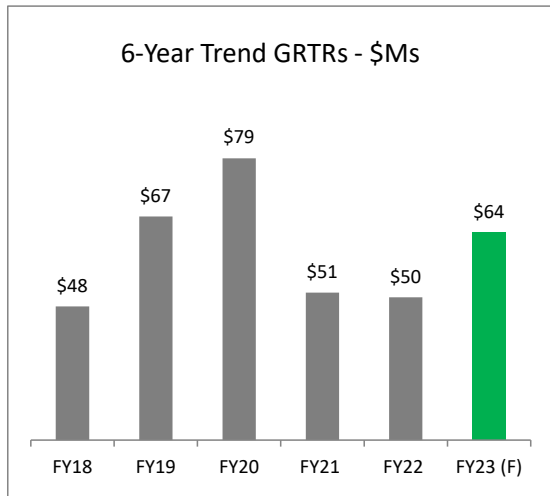
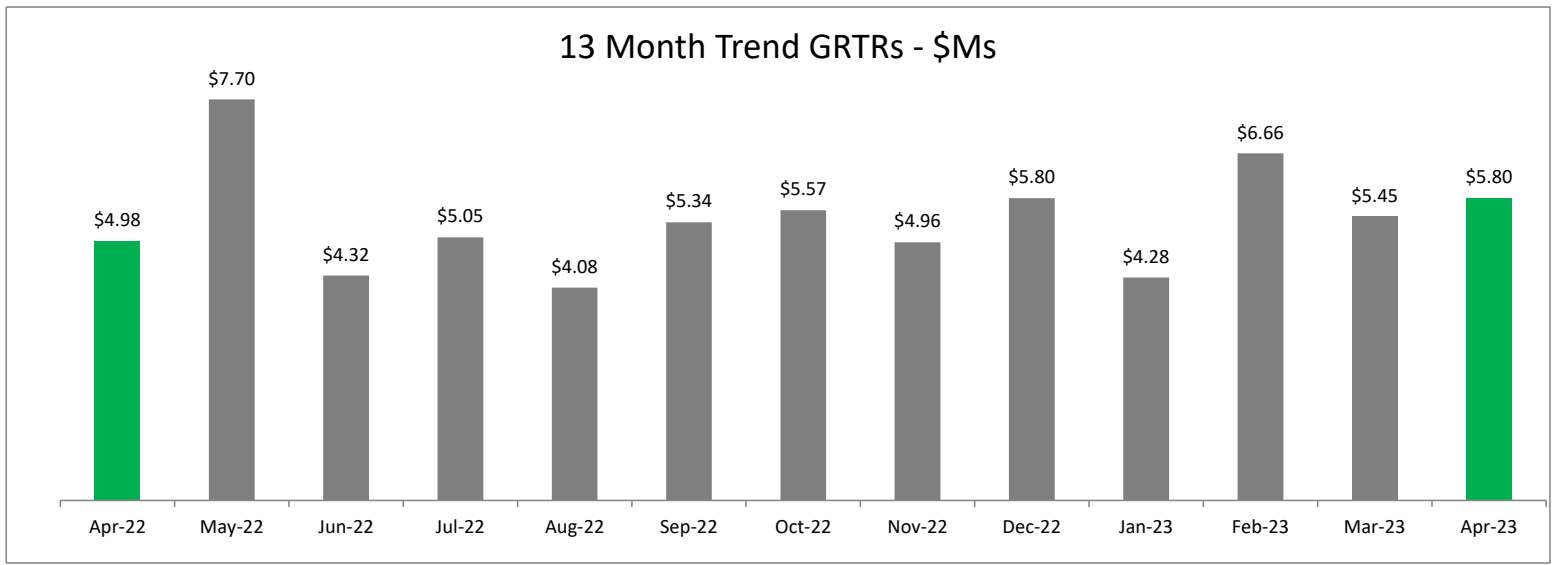




## **4. Revenues – Gross Receipts Tax**

The City of Carlsbad  
 Gross Receipts Tax Revenue (Cash Basis)  
 FY23-10 April

Fund	% of Total Revenue	July - April			Total FY Budget	FY Target 83%
		Actual	Budget	Fav(Unfav)		
<b>Fund 1 - General</b>						
Municipal GRT	25%	24,019,340	18,956,233	5,063,108	22,747,479	106%
Muni Share - State GRT	21%	20,138,926	15,884,167	4,254,759	19,061,000	106%
Muni Infrastructure	2%	2,019,724	1,810,833	208,891	2,173,000	93%
	47%	46,177,990	36,651,233	9,526,758	43,981,479	105%
<b>Fund 2 - Muni Capital Outlay GRT</b>	4%	3,800,898	2,800,000	1,000,898	3,360,000	113%
<b>Fund 29 - Muni Infrastructure (Sports Complex)</b>	2%	2,019,724	1,810,833	208,891	2,173,000	93%
<b>Fund 24 - Municipal Environment (SW Disposal)</b>	1%	1,012,512	797,500	215,012	957,000	106%
	7%	6,833,134	5,408,333	1,424,801	6,490,000	105%
<b>Total</b>	54%	53,011,124	42,059,566	10,951,558	50,471,479	105%



### Top 10 Daily Amounts Received

Count	Total Amt Received	Daily Amount	For the Month/Year	Received Month/Year
1	\$8,762,449.97	\$282,659.68	July 2019	September 2019
2	\$7,780,983.22	\$259,366.11	June 2019	August 2019
3	\$7,482,736.94	\$249,424.56	September 2019	November 2019
4	\$7,566,132.05	\$244,068.77	March 2022	May 2022
5	\$7,124,006.63	\$229,806.67	December 2019	February 2020
6	\$6,930,887.15	\$223,577.00	March 2020	May 2020
7	\$6,663,424.17	\$214,949.00	December 2022	February 2023
8	\$6,539,864.13	\$210,963.36	August 2019	October 2019
9	\$5,804,750.62	\$207,313.00	February 2023	April 2023
10	\$5,949,394.70	\$198,313.16	November 2019	January 2020

City of Carlsbad, NM  
Gross Receipts Tax Revenue by Industry  
Accrual Basis  
FY23

Industry	July	Aug	Sept	Oct	Nov	Dec	Jan	Feb	Mar	Apr	May	Jun	Total	%
11 - Agriculture, Forestry, Fishing and Hunting	6,371	6,694	5,154	7,031	13,749	-	4,887	4,832	5,194	3,718	4,343		61,972	0%
21 - Mining, Quarrying, and Oil & Gas Extraction	358,334	457,234	323,338	341,109	427,520	352,222	481,740	224,716	269,511	536,494	479,869		4,252,087	7%
22 - Utilities	85,744	123,772	143,004	165,367	123,776	113,219	90,818	111,411	133,847	138,531	99,703		1,329,193	2%
23 - Construction	469,383	575,995	473,991	446,628	(549,827)	455,591	511,121	525,314	398,022	328,789	513,068		4,148,075	7%
31-33 - Manufacturing	156,995	320,836	312,516	374,444	324,181	319,838	248,363	327,392	416,163	248,955	224,965		3,274,648	5%
42 - Wholesale Trade	805,465	1,079,247	774,369	768,044	920,998	977,379	865,565	995,368	815,345	1,085,555	1,142,615		10,229,951	17%
44-45 - Retail Trade	1,265,588	1,397,293	1,252,676	1,342,089	1,393,147	1,281,049	1,209,121	1,788,684	1,205,549	1,244,129	1,503,503		14,882,827	24%
48-49 - Transportation and Warehousing	74,628	(1,828,687)	92,840	92,999	7,274	171,293	(1,008,175)	109,968	102,193	90,171	2,503,920		408,425	1%
51 - Information	103,434	119,494	105,540	111,559	107,415	103,859	100,964	118,410	114,330	107,674	117,338		1,210,017	2%
52 - Finance and Insurance	34,594	22,885	20,214	32,711	32,284	32,907	28,442	29,227	30,727	29,547	23,677		317,214	1%
53 - Real Estate and Rental and Leasing	152,062	182,928	224,184	180,514	184,669	196,424	135,837	187,178	148,266	153,829	226,763		1,972,654	3%
54 - Professional, Scientific, and Tech Services	301,632	311,831	272,550	233,310	357,558	276,654	244,861	325,948	238,594	298,112	437,792		3,298,843	5%
55 - Mgt of Companies and Enterprises	-	-	-	-	-	-	-	-	-	-	-		-	0%
56 - Admin/Support & Waste Mgt & Remed Svcs	151,412	160,758	113,220	178,521	179,927	235,951	164,747	282,849	195,318	155,447	212,323		2,030,474	3%
61 - Educational Services	17,708	7,793	37,279	6,729	3,805	11,716	9,916	2,997	16,133	10,929	17,845		142,850	0%
62 - Health Care and Social Assistance	53,331	134,477	132,464	116,871	188,492	116,120	109,601	303,858	130,261	188,637	121,525		1,595,637	3%
71 - Arts, Entertainment, and Recreation	1,545	2,708	1,932	1,801	2,347	2,662	1,819	4,601	2,689	10,045	4,076		36,225	0%
72 - Accommodation and Food Services	440,719	501,770	519,058	496,252	554,873	473,922	470,550	542,269	543,585	532,217	806,060		5,881,276	10%
81 - Other Services (except Public Admin)	416,805	348,717	362,719	500,810	505,340	490,310	414,099	514,573	502,013	467,952	499,108		5,022,446	8%
92 - Public Administration	-	-	-	-	-	-	-	89	-	-	-		89	0%
Unclassified Establishments	44,646	48,913	54,067	53,620	61,836	67,657	72,731	123,389	49,754	72,321	55,127		704,060	1%
Internet Sales (prior to FY22 allocation only)													-	0%
	<b>4,940,394</b>	<b>3,974,657</b>	<b>5,221,117</b>	<b>5,450,410</b>	<b>4,839,365</b>	<b>5,678,773</b>	<b>4,157,006</b>	<b>6,523,072</b>	<b>5,317,497</b>	<b>5,703,050</b>	<b>8,993,620</b>	<b>-</b>	<b>60,798,960</b>	<b>100%</b>

City of Carlsbad, NM  
 Gross Receipts Tax - Cash Basis  
 FY23

TOTAL DEPOSIT	Jul-22	Aug-22	Sep-22	Oct-22	Nov-22	Dec-22	Jan-23	Feb-23	Mar-23	Apr-23	May-23	Jun-23	Total
<b>GRTR</b>													
Tax	5,025,341	4,061,339	5,301,898	5,553,968	4,923,921	5,748,189	4,239,471	6,607,770	5,422,796	5,693,664	9,089,087		61,667,443
Penalty	21,750	16,477	26,257	12,641	17,984	45,757	28,014	36,587	17,197	61,781	36,860		321,305
Interest	5,762	6,566	12,472	5,967	14,462	10,581	12,364	19,067	11,778	49,306	12,246		160,571
Municipal Equivalent	-	-	-	-	-	-	-	-	-	-	-	-	-
HB 6 Distributions	-	-	-	-	-	-	-	-	-	-	-	-	-
<b>Total GRTs</b>	<b>5,052,853</b>	<b>4,084,381</b>	<b>5,340,627</b>	<b>5,572,576</b>	<b>4,956,366</b>	<b>5,804,528</b>	<b>4,279,848</b>	<b>6,663,424</b>	<b>5,451,772</b>	<b>5,804,751</b>	<b>9,138,192</b>	-	<b>62,149,319</b>
													Average per Period: 5,649,938
													Average per Period Previous FY: 5,020,855
													% Change: 13%
<b>Deductions</b>													
Admin Fees	(93,411)	(82,877)	(97,679)	(102,373)	(94,381)	(106,632)	(80,673)	(122,443)	(100,196)	(105,570)	(158,096)		(1,144,329)
Loan-Sports Complex							-	-	-	-	-	-	-
Loan-Bonds							-	-	-	-	-	-	-
<b>Total Deductions</b>	<b>(93,411)</b>	<b>(82,877)</b>	<b>(97,679)</b>	<b>(102,373)</b>	<b>(94,381)</b>	<b>(106,632)</b>	<b>(80,673)</b>	<b>(122,443)</b>	<b>(100,196)</b>	<b>(105,570)</b>	<b>(158,096)</b>	-	<b>(1,144,329)</b>
<b>Total Deposit</b>	<b>4,959,442</b>	<b>4,001,505</b>	<b>5,242,949</b>	<b>5,470,203</b>	<b>4,861,985</b>	<b>5,697,896</b>	<b>4,199,176</b>	<b>6,540,981</b>	<b>5,351,576</b>	<b>5,699,181</b>	<b>8,980,097</b>	-	<b>61,004,990</b>
<b>Admin Fee Ratio</b>	<b>1.85%</b>	<b>2.03%</b>	<b>1.83%</b>	<b>1.84%</b>	<b>1.90%</b>	<b>1.84%</b>	<b>1.88%</b>	<b>1.84%</b>	<b>1.84%</b>	<b>1.82%</b>	<b>1.73%</b>	<b>#DIV/0!</b>	<b>1.84%</b>

## 5. Transfers

The City of Carlsbad  
Transfers by Fund  
FY23-10 April

	Fund	Fund	July - April			Total FY Budget	FY Target 83%
			Actual	Adj Bud	Fav(Unfav)		
General Fund	101	General Fund	(5,890,945)	(5,890,945)	-	(5,890,945)	100%
	102	Payroll	-	-	-	-	
Captial Funds	200	GRT Capital Outlay	(3,458,098)	(3,458,098)	-	(3,458,098)	100%
	201	Capital Projects	-	-	-	-	0%
	202	Airport Improvements	300,000	300,000	-	300,000	100%
	220	Landfill-Reserve	111,000	111,000	-	111,000	100%
	230	Landfill-Closure	-	-	-	-	0%
	240	Landfill-Construction	1,000,000	1,000,000	-	1,000,000	100%
Special Revenue Funds	300	Sports Complex	20,296	20,296	-	20,296	0%
	320	Streets Improvement	-	-	-	-	0%
	350	Local Government Correction	-	-	-	-	0%
Insurance Funds	400	Disaster Preparedness	-	-	-	-	0%
	401	Insurance	1,000,000	1,000,000	-	1,000,000	100%
	402	Workers' Compensation	1,250,000	1,250,000	-	1,250,000	100%
	420	Health Insurance	(1,534,945)	(1,534,945)	-	(1,534,945)	0%
Grant Funds	500	Fire Protection	-	-	-	-	0%
	501	Emergency Medical Services	(13,411)	(13,411)	-	(13,411)	100%
	520	Law Enforcement Protection	(634,397)	(634,397)	-	(634,397)	0%
	550	Beautification	50,000	50,000	-	50,000	100%
	570	Municipal Transit	638,511	638,511	-	638,511	100%
	580	CDBG Grant	-	-	-	-	0%
	590	American Rescue Plan Act	(3,681,801)	(3,681,801)	-	(3,681,801)	0%
Lodgers' Tax	600	LT-Promotional	-	-	-	-	0%
	650	LT-Non Promotional	-	-	-	-	0%
	680	LT-Discretionary	(475,000)	(475,000)	-	(475,000)	0%
Enterprise Funds	700	Water & Sewer	1,338,134	1,338,134	-	1,338,134	100%
	720	Solid Waste Disposal	(1,177,442)	(1,177,442)	-	(1,177,442)	100%
	750	Special Museum	-	-	-	-	0%
	790	Golf Pro Shop	50,000	50,000	-	50,000	100%
Debt Service Funds	850	NMFA-Water & Sewer	11,108,098	11,108,098	-	11,108,098	100%
Agency Funds	900	Permanent W&S	-	-	-	-	0%
	920	Municipal Court	-	-	-	-	0%
	950	WIPP Accel Impact	-	-	-	-	0%
			(0)	(0)	-	(0)	

## 6. Labor

Fund	Fund Name	Depart	Depart Name	% of Total Labor	July - April			Total FY Budget	FY Target 85%
					Actual	Adj Bud	Fav(Unfav)		
101	General Fund	10110	Mayor & Council	0.2%	67,390	79,392	12,002	93,827	72%
101	General Fund	10111	Executive & Legislative	2.9%	1,232,654	1,370,177	137,523	1,619,300	76%
101	General Fund	10112	Judicial	1.2%	496,150	547,617	51,467	647,184	77%
101	General Fund	10113	City Clerk	0.7%	311,837	368,779	56,943	435,830	72%
101	General Fund	10114	Human Resources	0.1%	62,462	231,410	168,947	273,484	23%
101	General Fund	10115	Finance-Admin	2.2%	907,623	922,462	14,840	1,090,183	83%
101	General Fund	10116	Finance-Cashiers	0.8%	348,895	394,493	45,598	466,219	75%
101	General Fund	10117	Information Technology	1.0%	419,442	491,536	72,094	580,907	72%
Total Administration				9.1%	3,846,452	4,405,866	559,415	5,206,933	74%
101	General Fund	10120	PD - Admin	1.6%	683,741	865,843	182,102	1,023,269	67%
101	General Fund	10121	PD - Patrol	12.2%	5,132,650	5,550,154	417,504	6,559,273	78%
101	General Fund	10122	PD - Detective/Criminal Invest	3.6%	1,496,638	1,652,035	155,397	1,952,405	77%
101	General Fund	10123	PD - Community Services	2.7%	1,123,028	1,103,605	(19,424)	1,304,260	86%
101	General Fund	10124	PD - Animal Control	0.5%	230,392	226,559	(3,833)	267,752	86%
101	General Fund	10125	PD - Communications	3.5%	1,482,930	1,641,748	158,818	1,940,248	76%
101	General Fund	10126	PD - Traffic	0.9%	398,058	391,702	(6,356)	462,921	86%
101	General Fund	10127	PD - Professional Standards	1.0%	417,274	410,319	(6,954)	484,923	86%
101	General Fund	10128	PD - Records	0.7%	281,345	380,154	98,810	449,273	63%
Total Police Department				26.7%	11,246,056	12,222,120	976,063	14,444,323	78%
101	General Fund	10130	Fire - Admin	1.2%	490,246	1,008,427	518,181	1,191,777	41%
101	General Fund	10133	Fire - Suppression	18.5%	7,804,501	8,253,906	449,405	9,754,616	80%
101	General Fund	10134	Fire - PFA	0.9%	360,998	373,106	12,108	440,943	82%
Total Fire Department				20.6%	8,655,745	9,635,439	979,694	11,387,337	76%
101	General Fund	10140	Community Development	0.5%	210,559	357,566	147,006	422,578	50%
101	General Fund	10141	Library	1.3%	545,675	641,828	96,153	758,524	72%
101	General Fund	10142	Museum	0.6%	245,952	234,946	(11,006)	277,664	89%
101	General Fund	10144	Airport	0.7%	290,487	316,427	25,940	373,959	78%
101	General Fund	10145	Riverwalk Recreation	1.0%	413,209	479,213	66,005	566,343	73%
101	General Fund	10146	Golf	1.8%	766,416	931,950	165,534	1,101,396	70%
101	General Fund	10147	Water Park	0.6%	245,212	331,607	86,395	391,899	63%
101	General Fund	10148	Sr. Rec - San Jose	0.4%	178,415	206,257	27,841	243,758	73%
101	General Fund	10149	Sr. Rec - N. Mesa	0.4%	181,459	189,755	8,296	224,256	81%
101	General Fund	10151	Facility Maintenance	2.5%	1,046,494	1,061,983	15,490	1,255,071	83%
Total Community Development & Municipal Servcies				9.8%	4,123,878	4,751,533	627,654	5,615,448	73%
101	General Fund	10152	Streets	2.9%	1,203,523	1,611,891	408,368	1,904,962	63%
101	General Fund	10153	Parks	2.3%	950,068	1,040,064	89,996	1,229,167	77%
101	General Fund	10154	Community Service	0.9%	379,090	417,126	38,037	492,968	77%
101	General Fund	10155	Garage	2.9%	1,232,052	1,311,702	79,650	1,550,194	79%
101	General Fund	10156	Electrical	1.6%	690,390	787,212	96,822	930,341	74%
101	General Fund	10157	Construction	2.3%	967,764	1,111,268	143,503	1,313,316	74%
Total Public Works				12.9%	5,422,887	6,279,264	856,377	7,420,948	73%
101	General Fund	10158	Projects	1.3%	558,887	782,941	224,054	925,294	60%
101	General Fund	10160	Planning & Regulation	1.7%	722,361	743,091	20,730	878,198	82%
Total Projects & Planning				3.0%	1,281,248	1,526,032	244,783	1,803,492	71%
<b>TOTAL GENERAL FUND</b>				<b>82.1%</b>	<b>34,576,267</b>	<b>38,820,254</b>	<b>4,243,987</b>	<b>45,878,481</b>	<b>75%</b>
300	Sports Complex	30000	Sports Complex	1.2%	525,805	628,878	103,073	743,220	71%
570	Municipal Transit	57070	Municipal Transit	2.2%	910,840	978,119	67,279	1,155,959	79%
<b>Total Other Government Funds</b>				<b>3.4%</b>	<b>1,436,646</b>	<b>1,606,997</b>	<b>170,352</b>	<b>1,899,179</b>	<b>76%</b>



Fund	Fund Name	Depart	Depart Name	% of Total Labor	July - April			Total FY Budget	FY Target 85%
					Actual	Adj Bud	Fav(Unfav)		
720	Solid Waste Disposal	72030	Solid Waste Disposal	4.2%	1,764,974	1,981,342	216,368	2,341,587	75%
<b>Total Solid Waste Disposal - Enterprise Fund</b>				<b>4.2%</b>	<b>1,764,974</b>	<b>1,981,342</b>	<b>216,368</b>	<b>2,341,587</b>	<b>75%</b>
700	Water & Sewer	70000	Water	5.2%	2,203,663	2,385,948	182,285	2,819,757	78%
700	Water & Sewer	70001	Waste Water	1.7%	733,269	876,568	143,299	1,035,944	71%
700	Water & Sewer	70002	Double Eagle	1.6%	653,579	715,629	62,050	845,743	77%
700	Water & Sewer	70003	Collection System	1.0%	424,092	511,330	87,238	604,299	70%
700	Water & Sewer	70004	Lab Environmental Services	0.8%	327,706	335,930	8,224	397,008	83%
<b>Total Water &amp; Sewer - Enterprise Fund</b>				<b>10.3%</b>	<b>4,342,309</b>	<b>4,825,405</b>	<b>483,096</b>	<b>5,702,751</b>	<b>76%</b>
<b>Total Labor</b>				<b>100%</b>	<b>42,120,195</b>	<b>47,233,998</b>	<b>5,113,803</b>	<b>55,821,998</b>	<b>75%</b>

Fund	Fund Name	Depart	Depart Name	Direct *			Associated Payroll ^		
				Actual	Budget	Variance	Actual	Budget	Variance
101	General Fund	10110	Mayor & Council	62,600	73,742	11,142	4,790	5,650	860
101	General Fund	10111	Executive & Legislative	939,396	1,026,353	86,957	293,257	343,824	50,566
101	General Fund	10112	Judicial	353,565	396,614	43,049	142,585	151,003	8,418
101	General Fund	10113	City Clerk	210,909	244,704	33,796	100,928	124,075	23,147
101	General Fund	10114	Human Resources	52,137	178,202	126,064	10,325	53,208	42,883
101	General Fund	10115	Finance-Admin	638,764	655,629	16,865	268,859	266,833	(2,025)
101	General Fund	10116	Finance-Cashiers	263,103	281,160	18,057	85,792	113,333	27,541
101	General Fund	10117	Information Technology	299,045	341,850	42,805	120,397	149,686	29,289
Total Administration				2,819,519	3,198,255	378,736	1,026,932	1,207,611	180,679
101	General Fund	10120	PD - Admin	479,124	612,201	133,077	204,617	253,642	49,025
101	General Fund	10121	PD - Patrol	3,743,664	3,826,083	82,419	1,388,986	1,724,070	335,085
101	General Fund	10122	PD - Detective/Criminal Invest	1,010,885	1,124,819	113,935	485,754	527,216	41,462
101	General Fund	10123	PD - Community Services	727,332	725,204	(2,128)	395,696	378,401	(17,296)
101	General Fund	10124	PD - Animal Control	157,008	150,789	(6,219)	73,384	75,770	2,387
101	General Fund	10125	PD - Communications	1,112,232	1,152,690	40,458	370,698	489,058	118,360
101	General Fund	10126	PD - Traffic	275,606	258,406	(17,200)	122,453	133,296	10,843
101	General Fund	10127	PD - Professional Standards	284,790	281,195	(3,596)	132,483	129,125	(3,359)
101	General Fund	10128	PD - Records	177,556	247,788	70,231	103,788	132,367	28,579
Total Police Department				7,968,198	8,379,175	410,977	3,277,858	3,842,945	565,087
101	General Fund	10130	Fire - Admin	302,501	653,989	351,488	187,745	354,438	166,693
101	General Fund	10133	Fire - Suppression	5,264,757	5,512,684	247,926	2,539,743	2,741,222	201,479
101	General Fund	10134	Fire - PFA	245,223	248,676	3,453	115,775	124,430	8,655
Total Fire Department				5,812,482	6,415,349	602,867	2,843,263	3,220,090	376,827
101	General Fund	10140	Community Development	165,419	265,806	100,387	45,140	91,760	46,620
101	General Fund	10141	Library	404,102	465,329	61,227	141,573	176,499	34,926
101	General Fund	10142	Museum	185,750	174,732	(11,018)	60,202	60,214	12
101	General Fund	10144	Airport	229,505	244,276	14,771	60,982	72,151	11,169
101	General Fund	10145	Riverwalk Recreation	339,360	395,821	56,462	73,849	83,392	9,543
101	General Fund	10146	Golf	584,580	721,272	136,691	181,836	210,679	28,843
101	General Fund	10147	Water Park	210,981	282,422	71,441	34,231	49,185	14,954
101	General Fund	10148	Sr. Rec - San Jose	133,714	157,226	23,511	44,701	49,031	4,330
101	General Fund	10149	Sr. Rec - N. Mesa	143,717	151,484	7,767	37,742	38,272	530
101	General Fund	10151	Facility Maintenance	735,577	756,566	20,989	310,917	305,418	(5,499)
Total Community Development & Municipal Services				3,132,706	3,614,933	482,227	991,172	1,136,600	145,427
101	General Fund	10152	Streets	867,627	1,141,886	274,259	335,896	470,005	134,108
101	General Fund	10153	Parks	657,268	710,443	53,175	292,800	329,621	36,821
101	General Fund	10154	Community Service	240,368	279,242	38,874	138,722	137,885	(837)
101	General Fund	10155	Garage	819,173	880,297	61,124	412,879	431,405	18,527
101	General Fund	10156	Electrical	505,112	584,932	79,820	185,278	202,280	17,003
101	General Fund	10157	Construction	606,583	709,807	103,224	361,182	401,461	40,279
Total Public Works				3,696,131	4,306,607	610,476	1,726,755	1,972,656	245,901
101	General Fund	10158	Projects	395,422	551,209	155,787	163,465	231,732	68,267
101	General Fund	10160	Planning & Regulation	513,026	530,086	17,060	209,336	213,005	3,669
Total Projects & Planning				908,448	1,081,295	172,847	372,800	444,737	71,937
<b>TOTAL GENERAL FUND</b>				<b>24,337,485</b>	<b>26,995,615</b>	<b>2,658,130</b>	<b>10,238,782</b>	<b>11,824,639</b>	<b>1,585,857</b>
300	Sports Complex	30000	Sports Complex	376,770	469,070	92,300	149,036	159,809	10,773
570	Municipal Transit	57070	Municipal Transit	643,868	704,043	60,175	266,972	274,076	7,104
<b>Total Other Government Funds</b>				<b>1,020,637</b>	<b>1,173,113</b>	<b>152,475</b>	<b>416,008</b>	<b>433,885</b>	<b>17,877</b>
720	Solid Waste Disposal	72030	Solid Waste Disposal	1,297,159	1,404,494	107,336	467,815	576,848	109,033

Fund	Fund Name	Depart	Depart Name	Direct *			Associated Payroll ^		
				Actual	Budget	Variance	Actual	Budget	Variance
<b>Total Solid Waste Disposal - Enterprise Fund</b>				1,297,159	1,404,494	107,336	467,815	576,848	109,033
700	Water & Sewer	70000	Water	1,557,706	1,685,791	128,085	645,957	700,158	54,201
700	Water & Sewer	70001	Waste Water	513,647	598,056	84,409	219,622	278,511	58,889
700	Water & Sewer	70002	Double Eagle	466,893	500,386	33,493	186,686	215,243	28,557
700	Water & Sewer	70003	Collection System	306,570	364,677	58,107	117,522	146,653	29,131
700	Water & Sewer	70004	Lab Environmental Services	221,141	228,382	7,241	106,564	107,548	984
<b>Total Water &amp; Sewer - Enterprise Fund</b>				<b>3,065,957</b>	<b>3,377,292</b>	<b>311,334</b>	<b>1,276,351</b>	<b>1,448,113</b>	<b>171,762</b>
<b>Total Labor</b>				<b>29,721,239</b>	<b>32,950,514</b>	<b>3,229,275</b>	<b>12,398,957</b>	<b>14,283,484</b>	<b>1,884,528</b>

\* Direct Laor includes: Salary, Regular, OT, DT, & Allowances

^ Associated Payroll includes: Taxes, PERA, & Health Insurance

The City of Carlsbad

Total Labor

FY23-10 April



Administration 3,846,452  
% of Total Labor 9.1%



Police Dept 11,246,056  
% of Total Labor 26.7%



Fire Dept 8,655,745  
% of Total Labor 20.6%



Community Svcs 4,123,878  
% of Total Labor 9.8%




Public Works 5,422,887  
% of Total Labor 12.9%



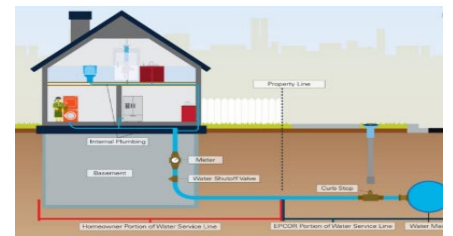
Projects/Planning 1,281,248  
% of Total Labor 3.0%



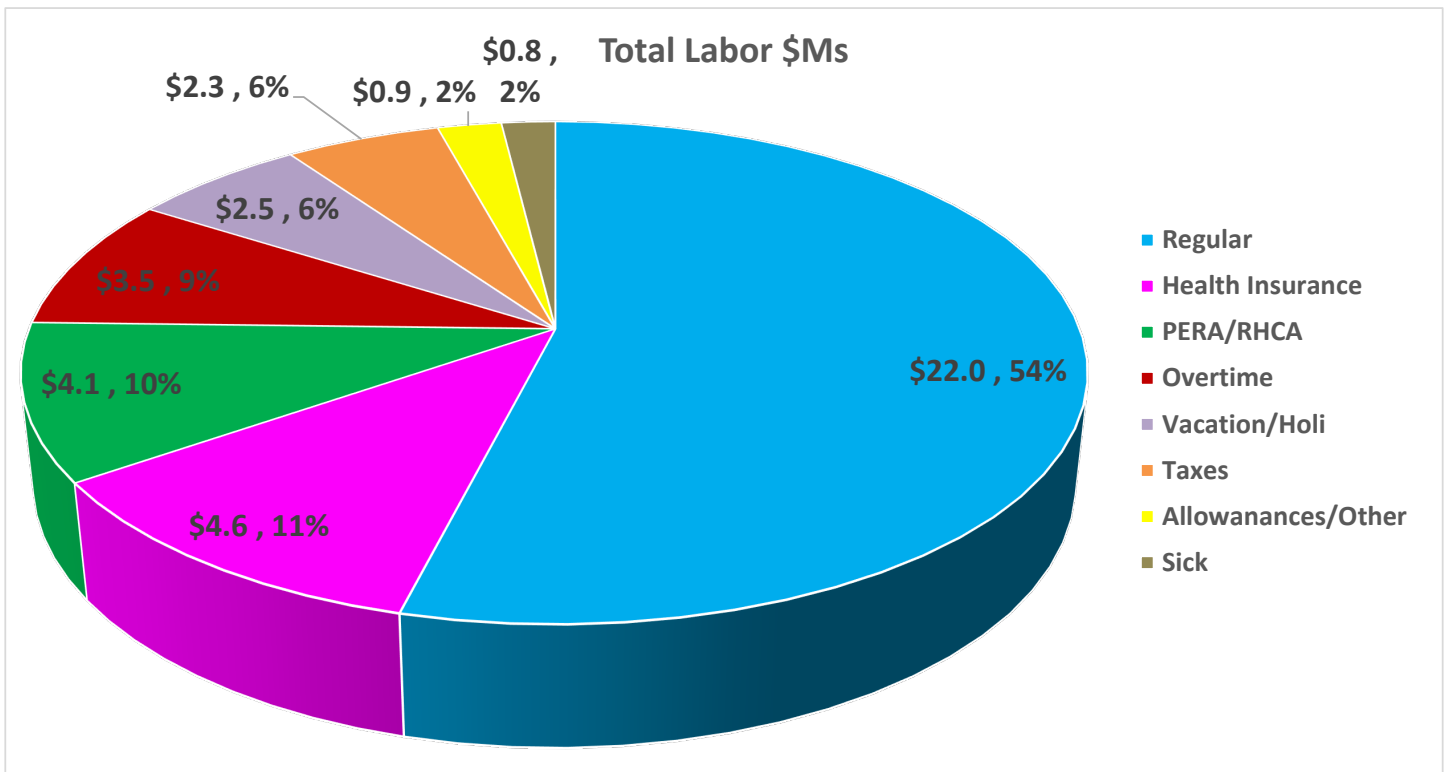
Other Government 1,436,646  
% of Total Labor 3.4%



Solid Waste Disposal 1,764,974  
% of Total Labor 4.2%



Water & Sewer 4,342,309  
% of Total Labor 10.3%



The City of Carlsbad

Total Labor

FY23-10 April



Administration 3,846,452  
% of Total Labor 9.1%



Police Dept 11,246,056  
% of Total Labor 26.7%



Fire Dept 8,655,745  
% of Total Labor 20.6%



Community Svcs 4,123,878  
% of Total Labor 9.8%




Public Works 5,422,887  
% of Total Labor 12.9%



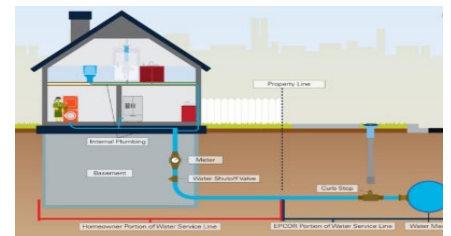
Projects/Planning 1,281,248  
% of Total Labor 3.0%



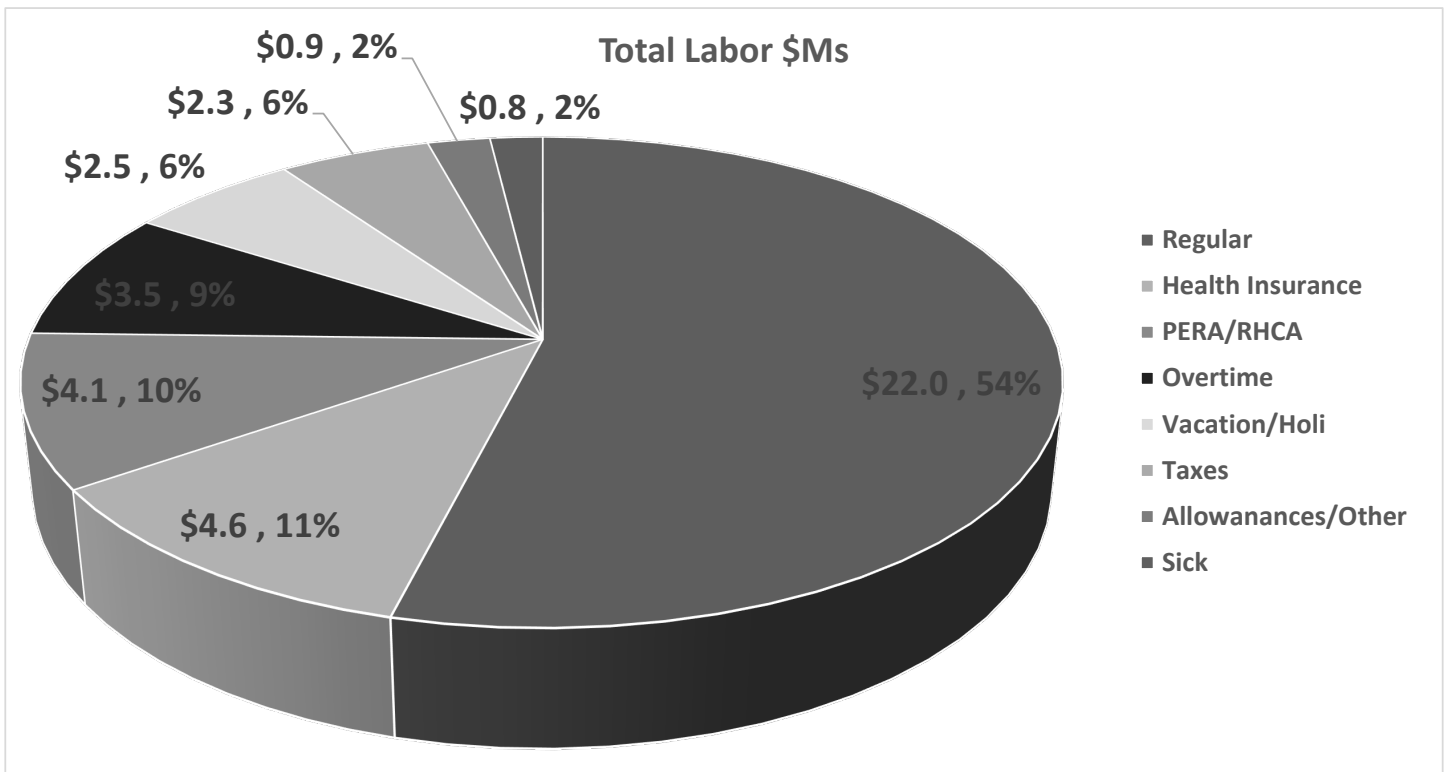
Other Government 1,436,646  
% of Total Labor 3.4%



Solid Waste Disposal 1,764,974  
% of Total Labor 4.2%



Water & Sewer 4,342,309  
% of Total Labor 10.3%



## 7. Operations

Fund	Fund Name	Dept	Depart Name	% of Total Costs	July - April			Total FY Budget	FY Target 83%
					Actual	Adj Bud	Fav(Unfav)		
101	General Fund	10110	Mayor & Council	0.0%	5,095	15,417	10,321	18,500	28%
101	General Fund	10111	Executive & Legislative	3.8%	999,222	1,575,501	576,279	1,890,601	53%
101	General Fund	10112	Judicial	0.4%	96,624	167,417	70,793	200,900	48%
101	General Fund	10113	City Clerk	0.1%	32,372	40,250	7,878	48,300	67%
101	General Fund	10114	Human Resources	0.0%	4,839	17,125	12,286	20,550	24%
101	General Fund	10115	Finance-Admin	1.9%	492,867	601,250	108,383	721,500	68%
101	General Fund	10116	Finance-Cashiers	0.0%	-	-	-	-	0%
101	General Fund	10117	Information Technology	1.0%	266,156	276,275	10,119	331,530	80%
101	General Fund	10119	GRTR Fees	2.7%	714,920	650,000	(64,920)	780,000	92%
Total Administration				9.8%	2,612,096	3,343,234	731,138	4,011,881	65%
101	General Fund	10120	PD - Admin	5.6%	1,482,220	1,702,887	220,667	2,043,464	73%
101	General Fund	10121	PD - Patrol	0.3%	69,287	-	(69,287)	-	-
101	General Fund	10122	PD - Detective/Criminal Invest	0.1%	16,586	-	(16,586)	-	-
101	General Fund	10123	PD - Community Services	0.0%	12,774	-	(12,774)	-	-
101	General Fund	10124	PD - Animal Control	0.0%	6,837	-	(6,837)	-	-
101	General Fund	10125	PD - Communications	0.1%	20,944	-	(20,944)	-	-
101	General Fund	10126	PD - Traffic	0.0%	36	-	(36)	-	-
101	General Fund	10127	PD - Professional Standards	0.0%	3,838	-	(3,838)	-	-
101	General Fund	10128	PD - Records	0.0%	2,119	-	(2,119)	-	-
Total Police Department				6.1%	1,614,641	1,702,887	88,245	2,043,464	79%
101	General Fund	10130	Fire - Admin	3.9%	1,025,276	1,062,603	37,327	1,275,124	80%
101	General Fund	10131	Fire - Operations	0.0%	59	-	(59)	-	-
101	General Fund	10132	Fire - EMS	0.0%	-	-	-	-	-
101	General Fund	10133	Fire - Suppression	0.0%	4,338	-	(4,338)	-	-
101	General Fund	10134	Fire - PFA	0.0%	1,314	-	(1,314)	-	-
101	General Fund	10135	Fire - Specialty Teams	0.0%	-	-	-	-	-
Total Fire Department				3.9%	1,030,988	1,062,603	31,615	1,275,124	81%
101	General Fund	10140	Community Development	0.3%	93,134	226,417	133,282	271,700	34%
101	General Fund	10141	Library	0.8%	223,420	239,196	15,775	287,035	78%
101	General Fund	10142	Museum	0.3%	76,466	110,083	33,617	132,100	58%
101	General Fund	10143	Performing Arts Center	0.2%	66,560	83,333	16,774	100,000	67%
101	General Fund	10144	Airport	0.3%	91,084	107,000	15,916	128,400	71%
101	General Fund	10145	Riverwalk Recreation	0.4%	106,363	132,458	26,095	158,950	67%
101	General Fund	10146	Golf	1.5%	392,312	432,026	39,715	518,432	76%
101	General Fund	10147	Water Park	0.3%	91,894	149,500	57,606	179,400	51%
101	General Fund	10148	Sr. Rec - San Jose	0.1%	13,938	24,933	10,995	29,920	47%
101	General Fund	10149	Sr. Rec - N. Mesa	0.3%	66,681	70,139	3,459	84,167	79%
101	General Fund	10150	Sr. Rec-Alejandro Ruiz	0.3%	74,409	101,134	26,726	121,361	61%
101	General Fund	10151	Facility Maintenance	0.3%	84,237	167,167	82,930	200,600	42%
Total Community Development & Municipal Servcies				5.2%	1,380,498	1,843,387	462,889	2,212,064	62%
101	General Fund	10152	Streets	3.1%	826,409	854,833	28,425	1,025,800	81%
101	General Fund	10153	Parks	2.9%	784,396	943,737	159,342	1,132,485	69%
101	General Fund	10154	Community Service	0.1%	36,769	46,167	9,398	55,400	66%
101	General Fund	10155	Garage	0.3%	87,618	97,750	10,132	117,300	75%
101	General Fund	10156	Electrical	0.2%	41,515	46,833	5,318	56,200	74%
101	General Fund	10157	Construction	0.2%	47,441	62,750	15,309	75,300	63%
101	General Fund	10161	Cemetery	1.8%	475,501	535,709	60,208	642,851	74%
Total Public Works				8.6%	2,299,647	2,587,780	288,132	3,105,336	74%
101	General Fund	10158	Projects	0.1%	19,727	39,833	20,107	47,800	41%
101	General Fund	10160	Planning & Regulation	1.1%	282,177	507,667	225,490	609,200	46%
Total Projects & Planning				1.1%	301,903	547,500	245,597	657,000	46%
<b>TOTAL GENERAL FUND</b>				<b>34.7%</b>	<b>9,239,774</b>	<b>11,087,391</b>	<b>1,847,617</b>	<b>13,304,869</b>	<b>69%</b>
102	Payroll	10202	Payroll	0.0%	-	-	-	-	-

Fund	Fund Name	Dept	Depart Name	% of Total Costs	July - April			Total FY Budget	FY Target 83%	
					Actual	Adj Bud	Fav(Unfav)			
<b>Total Payroll</b>					-	-	-	-		
200	GRT Capital Outlay	20000	GRT Capital Outlay	0.6%	154,148	85,833	(68,315)	103,000	150%	
201	Capital Projects	20101	Capital Projects	0.0%	-	-	-	-	0%	
202	Airport Improvements	20202	Airport Improvements	0.0%	1,728	65,185	63,457	78,222	2%	
230	Landfill-Closure	23030	Landfill-Closure	0.1%	30,355	91,667	61,311	110,000	28%	
240	Landfill-Construction	24040	Landfill-Construction	4.2%	1,124,514	1,291,667	167,152	1,550,000	73%	
<b>Total Capital Funds</b>					<b>4.9%</b>	<b>1,310,745</b>	<b>1,534,352</b>	<b>223,606</b>	<b>1,841,222</b>	<b>71%</b>
300	Sports Complex	30000	Sports Complex	1.5%	402,665	493,167	90,501	591,800	68%	
320	Streets Improvement	32020	Streets Improvement	0.1%	35,271	291,667	256,395	350,000	10%	
350	Local Government Correction	35050	Local Government Correction	1.2%	317,395	437,500	120,105	525,000	60%	
360	Cannabis Revenue	36060	Cannabis Revenue	0.0%	4,719	8,333	3,615	10,000	0%	
<b>Total Special Revenue Funds</b>					<b>2.9%</b>	<b>760,051</b>	<b>1,230,667</b>	<b>470,616</b>	<b>1,476,800</b>	<b>51%</b>
400	Disaster Preparedness	40000	Disaster Preparedness	5.6%	1,500,000	1,250,000	(250,000)	1,500,000	100%	
401	Insurance	40101	Insurance	5.0%	1,336,016	1,383,132	47,116	1,659,758	80%	
402	Workers' Compensation	40202	Workers' Compensation	2.3%	604,511	654,167	49,656	785,000	77%	
420	Health Insurance	42020	Health Insurance	14.5%	3,854,779	5,500,000	1,645,221	6,600,000	58%	
<b>Total Insurance Funds</b>					<b>27.4%</b>	<b>7,295,305</b>	<b>8,787,298</b>	<b>1,491,993</b>	<b>10,544,758</b>	<b>69%</b>
500	Fire Protection	50000	Fire Protection	0.1%	21,983	83,333	61,350	100,000	0%	
501	Emergency Medical Services	50101	Emergency Medical Services	0.0%	-	-	-	-	0%	
520	Law Enforcement Protection	52020	Law Enforcement Protection	0.3%	81,875	93,333	11,458	112,000	73%	
550	Beautification	55050	Beautification	0.3%	69,044	57,625	(11,419)	69,150	100%	
570	Municipal Transit	57070	Municipal Transit	0.6%	167,710	190,250	22,540	228,300	73%	
<b>Total Grant Funds</b>					<b>1.3%</b>	<b>340,612</b>	<b>424,542</b>	<b>83,930</b>	<b>509,450</b>	<b>67%</b>
600	LT-Promotional	60000	LT-Promotional	3.7%	978,443	1,497,156	518,713	1,796,587	54%	
650	LT-Non Promotional	65000	LT-Non Promotional	2.2%	593,899	671,250	77,351	805,500	74%	
<b>Total Lodgers' Tax</b>					<b>5.9%</b>	<b>1,572,341</b>	<b>2,168,406</b>	<b>596,064</b>	<b>2,602,087</b>	<b>60%</b>
700	Water & Sewer	70000	Water	6.1%	1,625,060	1,899,542	274,482	2,279,450	71%	
700	Water & Sewer	70001	Waste Water	1.4%	377,221	438,667	61,446	526,400	72%	
700	Water & Sewer	70002	Double Eagle	1.0%	268,135	391,333	123,199	469,600	57%	
700	Water & Sewer	70003	Collection System	1.0%	259,381	288,750	29,369	346,500	75%	
700	Water & Sewer	70004	Lab Environmental Services	0.1%	33,298	35,667	2,368	42,800	78%	
<b>Total Water &amp; Sewer</b>					<b>9.6%</b>	<b>2,563,095</b>	<b>3,053,958</b>	<b>490,863</b>	<b>3,664,750</b>	<b>70%</b>
720	Solid Waste Disposal	72030	Solid Waste Disposal	5.1%	1,361,787	1,537,000	175,213	1,844,400	74%	
720	Solid Waste Disposal	72031	Sandpoint Landfill	1.5%	399,812	1,250,000	850,188	1,500,000	27%	
<b>Total Solid Waste Disposal</b>					<b>6.6%</b>	<b>1,761,599</b>	<b>2,787,000</b>	<b>1,025,401</b>	<b>3,344,400</b>	<b>53%</b>
750	Special Museum	75060	Special Museum	0.0%	2,930	12,500	9,570	15,000	20%	
790	Golf Pro Shop	79090	Golf Pro Shop	1.9%	505,842	529,480	23,638	635,376	80%	
<b>Other Enterprise Funds</b>					<b>1.9%</b>	<b>508,772</b>	<b>541,980</b>	<b>33,208</b>	<b>650,376</b>	<b>78%</b>
850	NMFA-Water & Sewer	85050	NMFA-Water & Sewer	4.6%	1,213,881	1,790,335	576,454	2,148,401	57%	
<b>Total Debt Service</b>					<b>4.6%</b>	<b>1,213,881</b>	<b>1,790,335</b>	<b>576,454</b>	<b>2,148,401</b>	<b>57%</b>
900	Permanent W&S	90000	Permanent W&S	0.0%	-	-	-	-	0%	
980	ELEA	98080	ELEA	0.2%	60,936	100,000	39,064	120,000	51%	
<b>Total Agency Funds</b>					<b>0.2%</b>	<b>60,936</b>	<b>100,000</b>	<b>39,064</b>	<b>120,000</b>	<b>51%</b>



Fund	Fund Name	Dept	Depart Name	% of Total Costs	July - April			Total FY Budget	FY Target 83%
					Actual	Adj Bud	Fav(Unfav)		
<b>Total Operations</b>				<b>100.0%</b>	<b>26,627,111</b>	<b>33,505,928</b>	<b>6,878,816</b>	<b>40,207,113</b>	<b>66%</b>

## **8. Capital & Project Central**

Fund	Fund Name	Dept	Depart Name	% of Total Costs	July - April			Total FY Budget	FY Target 83%
					Actual	Adj Bud	Fav(Unfav)		
101	General Fund	10111	Executive & Legislative	0.3%	60,725	160,598	99,873	192,717	32%
101	General Fund	10112	Judicial	0.0%	-	29,167	29,167	35,000	0%
101	General Fund	10113	City Clerk	0.0%	-	-	-	-	0%
101	General Fund	10115	Finance-Admin	0.0%	-	83,333	83,333	100,000	0%
101	General Fund	10117	Information Technology	0.3%	57,821	125,000	67,179	150,000	39%
Total Administration				0.6%	118,546	398,098	279,551	477,717	25%
101	General Fund	10120	PD - Admin	3.8%	715,773	1,226,171	510,398	1,471,406	49%
Total Police Department				3.8%	715,773	1,226,171	510,398	1,471,406	49%
101	General Fund	10130	Fire - Admin	1.6%	306,245	262,897	(43,348)	315,476	97%
Total Fire Department				1.6%	306,245	262,897	(43,348)	315,476	97%
101	General Fund	10140	Community Development	0.5%	91,461	272,473	181,012	326,967	28%
101	General Fund	10141	Library	0.0%	6,852	42,159	35,307	50,591	14%
101	General Fund	10142	Museum	0.1%	25,000	104,167	79,167	125,000	20%
101	General Fund	10143	Performing Arts Center	0.6%	123,166	218,329	95,163	261,994	47%
101	General Fund	10144	Airport	0.1%	17,486	337,875	320,389	405,450	4%
101	General Fund	10145	Riverwalk Recreation	0.2%	44,678	637,141	592,464	764,570	6%
101	General Fund	10146	Golf	0.4%	71,037	887,872	816,835	1,065,446	7%
101	General Fund	10147	Water Park	0.0%	-	-	-	-	0%
101	General Fund	10149	Sr. Rec - N. Mesa	0.0%	-	-	-	-	0%
101	General Fund	10150	Sr. Rec-Alejandro Ruiz	0.2%	37,458	531,723	494,265	638,067	6%
101	General Fund	10151	Facility Maintenance	0.0%	2,648	229,167	226,518	275,000	1%
Total Community Development & Municipal Svcies				2.2%	419,785	3,260,905	2,841,119	3,913,086	11%
101	General Fund	10152	Streets	0.8%	144,021	316,694	172,674	380,033	
101	General Fund	10153	Parks	3.6%	676,886	828,700	151,814	994,440	68%
101	General Fund	10155	Garage	0.0%	-	-	-	-	
101	General Fund	10156	Electrical	0.0%	-	91,667	91,667	110,000	
101	General Fund	10157	Construction	0.8%	155,967	129,972	(25,994)	155,967	
101	General Fund	10161	Cemetery	0.5%	87,523	283,350	195,828	340,021	26%
Total Public Works				5.6%	1,064,397	1,650,384	585,987	1,980,461	54%
101	General Fund	10158	Projects	0.0%	-	-	-	-	
101	General Fund	10160	Planning & Regulation	0.0%	-	266,275	266,275	319,530	0%
Total Projects & Planning				0.0%	-	266,275	266,275	319,530	0%
<b>TOTAL GENERAL FUND</b>				<b>13.8%</b>	<b>2,624,746</b>	<b>7,064,730</b>	<b>4,439,984</b>	<b>8,477,675</b>	<b>31%</b>
200	GRT Capital Outlay	20000	GRT Capital Outlay	0.4%	74,852	415,180	340,328	498,216	15%
201	Capital Projects	20101	Capital Projects	3.2%	609,631	9,648,209	9,038,578	11,577,850	5%
202	Airport Improvements	20202	Airport Improvements	0.2%	36,148	3,773,823	3,737,675	4,528,588	1%
230	Landfill-Closure	23030	Landfill-Closure	0.0%	-	-	-	-	
Total Capital Funds				3.8%	720,631	13,837,212	13,116,581	16,604,654	4%
300	Sports Complex	30000	Sports Complex	0.0%	4,086	962,500	958,414	1,155,000	0%
320	Streets Improvement	32020	Streets Improvement	29.2%	5,562,731	6,677,827	1,115,096	8,013,392	69%
Total Special Revenue Funds				29.2%	5,566,817	7,640,327	2,073,510	9,168,392	61%
500	Fire Protection	50000	Fire Protection	4.1%	772,706	1,392,406	619,700	1,670,887	46%
501	Emergency Medical Services	50101	Emergency Medical Services	0.1%	17,885	16,667	(1,218)	20,000	89%
550	Beautification	55050	Beautification	0.0%	-	-	-	-	
570	Municipal Transit	57070	Municipal Transit	0.8%	152,362	1,483,303	1,330,941	1,779,963	9%

Fund	Fund Name	Dept	Depart Name	% of Total Costs	July - April			Total FY Budget	FY Target 83%
					Actual	Adj Bud	Fav(Unfav)		
580	CDBG Grant	58080	CDBG Grant	0.6%	106,741	89,166	(17,575)	106,999	100%
<b>Total Grant Funds</b>				<b>5.5%</b>	<b>1,049,693</b>	<b>2,981,541</b>	<b>1,931,848</b>	<b>3,577,849</b>	<b>29%</b>
600	LT-Promotional	60000	LT-Promotional	1.9%	371,126	1,250,000	878,874	1,500,000	25%
650	LT-Non Promotional	65000	LT-Non Promotional	7.7%	1,465,682	1,492,927	27,246	1,791,513	82%
680	LT-Discretionary	68000	LT-Discretionary	5.5%	1,045,939	1,683,333	637,394	2,020,000	52%
<b>Total Lodgers' Tax</b>				<b>15.1%</b>	<b>2,882,747</b>	<b>4,426,261</b>	<b>1,543,514</b>	<b>5,311,513</b>	<b>54%</b>
700	Water & Sewer	70000	Water	14.9%	2,842,454	5,085,163	2,242,709	6,102,195	47%
700	Water & Sewer	70001	Waste Water	0.7%	142,306	1,029,279	886,973	1,235,135	12%
700	Water & Sewer	70002	Double Eagle	0.6%	113,465	3,208,333	3,094,869	3,850,000	3%
700	Water & Sewer	70003	Collection System	3.2%	617,055	6,452,538	5,835,482	7,743,045	8%
700	Water & Sewer	70004	Lab Environmental Services	0.0%	-	-	-	-	0%
<b>Total Water &amp; Sewer</b>				<b>19.5%</b>	<b>3,715,280</b>	<b>15,775,313</b>	<b>12,060,032</b>	<b>18,930,375</b>	<b>20%</b>
790	Golf Pro Shop	79090	Golf Pro Shop	0.1%	22,657	28,103	5,446	33,724	67%
<b>Total Golf Pro Shop</b>				<b>0.1%</b>	<b>22,657</b>	<b>28,103</b>	<b>5,446</b>	<b>33,724</b>	
720	Solid Waste Disposal	72030	Solid Waste Disposal	12.9%	2,462,976	3,639,750	1,176,774	4,367,700	56%
<b>Total Solid Waste Disposal</b>				<b>12.9%</b>	<b>2,462,976</b>	<b>3,639,750</b>	<b>1,176,774</b>	<b>4,367,700</b>	<b>56%</b>
<b>Total Capital</b>				<b>100.0%</b>	<b>19,045,548</b>	<b>55,365,133</b>	<b>36,342,242</b>	<b>66,471,883</b>	<b>29%</b>

Project Code	Description	Project Type	Department	Dept Name	Revised Budget	Actuals	Project Balance	Encumbrances	Requisitions
100463	FY21-Vehicle	CAPC	111	Executive & Legislative	62,717.00	60,725.00	1,992.00	-	-
100685	FY23-Annual Land Acquisition	CAP	111	Executive & Legislative	150,000.00	-	150,000.00	10,800.00	-
100686	FY23-CDOD Operations	OA	111	Executive & Legislative	256,360.00	170,906.64	85,453.36	85,453.36	-
100687	FY23-CDOD ED	OA	111	Executive & Legislative	10,000.00	6,666.64	3,333.36	3,333.36	-
100688	FY23-Carlsbad MainStreet	OA	111	Executive & Legislative	90,000.00	67,500.00	22,500.00	22,500.00	-
100689	FY23-Carlsbad Community of Hope	OA-C	111	Executive & Legislative	28,800.00	28,800.00	-	-	-
100690	FY23-Community Coalition-Teen Court	OA	111	Executive & Legislative	24,000.00	18,000.00	6,000.00	6,000.00	-
100691	FY23-Transitional Housing	OA-C	111	Executive & Legislative	36,000.00	36,000.00	-	-	-
100692	FY23-Child Advocacy Center	OA	111	Executive & Legislative	20,000.00	15,000.00	5,000.00	5,000.00	-
100693	FY23-SENMEDD	OA-C	111	Executive & Legislative	7,641.00	7,641.00	-	-	-
100694	FY23-Boys & Girls Club	OA-C	111	Executive & Legislative	70,000.00	70,000.00	-	-	-
100695	FY23-SENMCAC	OA	111	Executive & Legislative	20,000.00	15,000.00	5,000.00	5,000.00	-
100696	FY23-Carlsbad Chamber Retirement	OA	111	Executive & Legislative	44,250.00	-	44,250.00	44,250.00	-
100697	FY23-ELEA	OA-C	111	Executive & Legislative	25,000.00	25,000.00	-	-	-
100698	FY23-CMS Natatorium	OA-C	111	Executive & Legislative	13,000.00	13,000.00	-	-	-
100699	FY23-CMS Summer Rec Program	OA-C	111	Executive & Legislative	15,000.00	15,000.00	-	-	-
100700	FY23-CMS Summer Reading Academy	OA-C	111	Executive & Legislative	39,000.00	39,000.00	-	-	-
100701	FY23-CMS Youth Citizenship	OA-C	111	Executive & Legislative	7,000.00	7,000.00	-	-	-
100702	FY23-CMS Tutoring Program	OA-C	111	Executive & Legislative	30,000.00	30,000.00	-	-	-
100703	FY23-CMS STEAM Program	OA-C	111	Executive & Legislative	15,000.00	15,000.00	-	-	-
100863	FY23-Bullet Proof Glass	CAP	112	Judicial	35,000.00	-	35,000.00	35,000.00	-
100344	FY21-Cashier Remodel	CAP	115	Finance-Admin	100,000.00	-	100,000.00	11,556.00	-
100704	FY23-Annual Servers & Storage	CAP	117	Information Technology	150,000.00	57,821.22	92,178.78	-	-
100491	FY21-DOJ Stop School Violence-GRANT	OP	120	PD - Admin	165,499.00	12,898.81	152,600.19	6,430.00	-
100517	FY22-Tyler/Watchguard Interface	CAP	120	PD - Admin	45,000.00	2,167.62	42,832.38	7,200.00	-
100519	FY22-APCO/Intellicom/Tyler	CAP	120	PD - Admin	70,000.00	52,977.82	17,022.18	6,776.00	-
100628	FY22-Phone System	CAPC	120	PD - Admin	150,000.00	149,999.00	1.00	-	-
100630	FY22-Watchguard/Redaction Donation	CAP	120	PD - Admin	70,000.00	41,216.17	28,783.83	-	-
100705	FY23-Lexis Nexis Reporting System	CAP	120	PD - Admin	11,520.00	-	11,520.00	-	11,520.00
100706	FY23-Tyler Mobile Interface	CAP	120	PD - Admin	20,320.00	17,977.47	2,342.53	-	-
100707	FY23-LEADSONLINE	CAPC	120	PD - Admin	5,855.00	-	5,855.00	-	-
100708	FY23-Star Witness Computer Upgrade	CAPC	120	PD - Admin	8,299.40	8,299.40	-	-	-
100709	FY23-LENCO Armored Vehicle	CAP	120	PD - Admin	315,000.00	-	315,000.00	313,359.00	-
100710	FY23-Conversus	CAPC	120	PD - Admin	8,050.00	8,050.00	-	-	-
100711	FY23-Computer Voice Stress Analyzer	CAPC	120	PD - Admin	9,995.00	-	9,995.00	-	-
100712	FY23-Tyler Pictometry Interface	CAPC	120	PD - Admin	6,980.00	6,400.00	580.00	-	-
100713	FY23-Tyler NG911 Interface	CAP	120	PD - Admin	8,580.00	-	8,580.00	6,260.00	-

Project Code	Description	Project Type	Department	Dept Name	Revised Budget	Actuals	Project Balance	Encumbrances	Requisitions
100714	FY23-Tyler ASAP Interface	CAPC	120	PD - Admin	13,800.00	2,494.48	11,305.52	-	-
100715	FY23-Tyler SVR Module	CAPC	120	PD - Admin	7,356.00	6,881.33	474.67	-	-
100716	FY23-Zetron Training Radio Equip	CAP	120	PD - Admin	117,087.20	-	117,087.20	116,994.77	-
100717	FY23-Smart911 Rave Suite	CAP	120	PD - Admin	59,380.00	30,901.22	28,478.78	-	-
100718	FY23-Ford Explorers (4)	CAP	120	PD - Admin	420,000.00	280,534.35	139,465.65	132,316.97	-
100820	FY23-Mobile License Plate Reader	CAPC	120	PD - Admin	30,000.00	28,500.00	1,500.00	-	-
100859	FY23-License Plate Reader GRANT	CAP	120	PD - Admin	14,809.00	-	14,809.00	-	-
100860	FY23-Ford Explorers (4)	CAPC	120	PD - Admin	151,236.00	151,236.00	-	-	-
100027	FY20-A-1/PFA Remodel	CAPC	130	Fire - Admin	79,475.85	74,959.28	4,516.57	-	-
100521	FY22-Ambulance Remount	CAPC	130	Fire - Admin	149,874.00	149,874.00	-	-	-
100522	FY22-Phone System	CAPC	130	Fire - Admin	8,759.99	8,759.99	-	-	-
100719	FY23-Training Prop	CAPC	130	Fire - Admin	9,979.68	8,496.25	1,483.43	-	-
100720	FY23-Vehicle	CAPC	130	Fire - Admin	54,886.33	54,422.00	464.33	-	-
100721	FY23-SCBA	CAPC	130	Fire - Admin	38,425.00	38,425.00	-	-	-
100823	FY23-Building Improvements	CAPC	130	Fire - Admin	29,075.00	29,041.69	33.31	-	-
100850	FY23-Surrender Safety Device GRANT	CAP	130	Fire - Admin	20,000.00	12,750.00	7,250.00	-	-
100361	FY21-HAP Phase 4	CAP	140	Community Development	14,453.00	11,998.06	2,454.94	2,454.32	-
100625	FY22-HAP Phase 5	CAP	140	Community Development	120,492.00	70,343.91	50,148.09	50,109.45	-
100653	FY22-HAP Shade Structure-GRANT	CAP	140	Community Development	66,000.00	52,283.28	13,716.72	13,716.72	-
100722	FY23-HAP Improvements	CAP	140	Community Development	200,000.00	2,023.00	197,977.00	43,484.86	-
100836	FY23-Hall of Fame	CAP	140	Community Development	50,000.00	12,843.42	37,156.58	6,630.00	-
100842	FY23-MainStreet CEDP GRANT	OP	140	Community Development	44,800.00	14,203.90	30,596.10	25,796.10	-
100526	FY22-2020 GO Bond-GRANT	CAP	141	Library	60,591.19	6,851.84	53,739.35	-	-
100668	FY22-ARP Humanities -GRANT	OP-C	141	Library	10,000.00	10,000.00	-	-	-
100669	FY22-ARPA Library -GRANT	OP-C	141	Library	17,828.00	17,828.00	-	-	-
100673	FY22-Library Micro Grant	OP-C	141	Library	500.00	500.00	-	-	-
100723	FY23-Grant-In-Aid	OP	141	Library	10,254.72	1,296.00	8,958.72	432.00	-
100854	FY23-Serving Communities Program	OP	141	Library	1,000.00	-	1,000.00	-	-
100527	FY22-Museum HVAC Controls	CAP	142	Museum	100,000.00	-	100,000.00	-	-
100819	FY23-Jack Drake Art Acquisition	CAPC	142	Museum	10,000.00	10,000.00	-	-	-
100848	FY23-Gary Niblett Painting	CAPC	142	Museum	15,000.00	15,000.00	-	-	-
100861	FY23-Chevron Catalyst Grant	OP	142	Museum	2,000.00	-	2,000.00	-	-
100528	FY22-Sound & Lighting System	CAP	143	Performing Arts Center	200,307.25	180,279.26	20,027.99	20,027.99	-
100530	FY22-Annex Sound/Lighting	CAP	143	Performing Arts Center	29,692.75	892.08	28,800.67	2,541.08	-
100724	FY23-WGPAC HVAC	CAP	143	Performing Arts Center	90,000.00	-	90,000.00	-	-
100364	FY21-Concrete Hardstand	CAP	144	Airport	279,950.00	-	279,950.00	159,836.25	-
100725	FY23-ARFF Access Road	CAP	144	Airport	50,000.00	-	50,000.00	-	-

Project Code	Description	Project Type	Department	Dept Name	Revised Budget	Actuals	Project Balance	Encumbrances	Requisitions
100726	FY23-Charging Station	CAP	144	Airport	15,000.00	5,770.26	9,229.74	5,770.26	-
100727	FY23-Storage Building	CAPC	144	Airport	12,000.00	11,716.13	283.87	-	-
100728	FY23-Vehicle	CAP	144	Airport	48,500.00	-	48,500.00	45,915.00	-
100366	FY21-Basketball Court Improvements	CAP	145	Riverwalk Recreation	84,637.00	18,803.56	65,833.44	64,388.98	-
100367	FY21-RRC Upgrades	CAP	145	Riverwalk Recreation	285,821.87	65,126.48	220,695.39	4,300.83	-
100666	FY22-Elevator Upgrades	CAP	145	Riverwalk Recreation	83,363.00	-	83,363.00	81,788.00	-
100729	FY23-Riverwalk Building Improvement	CAP	145	Riverwalk Recreation	350,000.00	-	350,000.00	-	-
100368	FY21-JD ProGator Sprayer Attachment	CAPC	146	Golf	19,688.40	19,688.40	-	-	-
100369	FY21-John Deere ProGator 2030A	CAPC	146	Golf	35,238.00	35,238.00	-	-	-
100730	FY23-Storage Building	CAPC	146	Golf	14,605.00	14,605.00	-	-	-
100731	FY23-Vehicle	CAP	146	Golf	45,915.00	-	45,915.00	45,915.00	-
100732	FY23-Driving Range Improvements	CAP	146	Golf	825,000.00	1,505.29	823,494.71	183,724.08	-
100733	FY23-Landscape Improvements	CAP	146	Golf	125,000.00	-	125,000.00	-	-
100851	FY23-North Mesa Lighting GRANT	OP-C	149	Sr. Rec - N. Mesa	6,367.00	6,366.50	0.50	-	-
100525	FY22-Pate Security Camera	CAPC	150	Sr. Rec-Alejandro Ruiz	65,000.00	62,066.92	2,933.08	-	-
100532	FY22-Pate Renovations	CAP	150	Sr. Rec-Alejandro Ruiz	200,000.00	2,324.01	197,675.99	-	-
100734	FY23-ARSC Improvements	CAP	150	Sr. Rec-Alejandro Ruiz	200,000.00	-	200,000.00	-	-
100735	FY23-ARSC Roof Improvements	CAP	150	Sr. Rec-Alejandro Ruiz	200,000.00	-	200,000.00	56,225.98	-
100841	FY23-Meals Kitchen Equipment GRANT	OP	150	Sr. Rec-Alejandro Ruiz	7,811.00	-	7,811.00	6,047.82	-
100667	FY22-Elevator Upgrades	CAP	151	Facility Maintenance	85,000.00	-	85,000.00	81,788.00	-
100736	FY23-Vehicle	CAP	151	Facility Maintenance	40,000.00	-	40,000.00	39,975.00	-
100737	FY23-Annual HVAC Upgrades	CAP	151	Facility Maintenance	150,000.00	2,648.28	147,351.72	90,768.00	-
100738	FY23-Backhoe	CAPC	152	Streets	144,020.65	144,020.65	-	-	-
100739	FY23-Dump Truck	CAP	152	Streets	236,012.49	-	236,012.49	231,008.00	-
100533	FY22-Annual Park Improvements	CAPC	153	Parks	366,908.52	366,908.52	-	-	-
100623	FY21-Ventrac	CAPC	153	Parks	36,000.00	35,728.88	271.12	-	-
100626	FY22-Cherry Lane Park	CAP	153	Parks	50,000.00	18,515.08	31,484.92	-	-
100740	FY23-Annual Park Improvements	CAP	153	Parks	772,368.88	406,344.06	366,024.82	326,425.51	-
100741	FY23-Lower Tansill Improvements	CAPC	153	Parks	5,722.60	5,722.60	-	-	-
100867	FY23-Tennis Courts Resurfacing	CAP	153	Parks	-	-	-	-	-
100869	FY23-Pressure Washer	CAP	153	Parks	5,033.70	-	5,033.70	5,033.70	5,033.70
100742	FY23-Vehicles (2)	CAP	156	Electrical	110,000.00	-	110,000.00	97,444.00	-
100743	FY23-Backhoe	CAPC	157	Construction	155,966.86	155,966.86	-	-	-
100081	FY20-Tyler Intergov	CAPC	160	Planning & Regulation	600,000.00	320,469.67	279,530.33	-	-
100744	FY23-Annual ROW Acquisition	CAP	160	Planning & Regulation	25,000.00	-	25,000.00	-	-
100745	FY23-Security Cameras	CAP	160	Planning & Regulation	10,000.00	-	10,000.00	-	9,567.07
100746	FY23-Automatic Door System	CAP	160	Planning & Regulation	5,000.00	-	5,000.00	-	-

Project Code	Description	Project Type	Department	Dept Name	Revised Budget	Actuals	Project Balance	Encumbrances	Requisitions
100092	FY20-Fence	CAP	161	Cemetery	330,000.00	96,821.71	233,178.29	43,828.36	-
100535	FY22- Honor Guard Cemetery	CAPC	161	Cemetery	90,748.75	91,429.15	(680.40)	-	-
100506	FY21-San Jose	CAP	200	GRT Capital Outlay	304,585.00	256,221.29	48,363.71	5,986.96	-
100846	FY23-ARSC Roof Replacement	CAP	200	GRT Capital Outlay	375,000.00	-	375,000.00	-	-
100536	FY22-San Jose Phase 2-GRANT	CAP	201	Capital Projects	778,766.25	91,154.01	687,612.24	687,612.24	-
100748	FY23-Radio Equipment GRANT	CAP	201	Capital Projects	400,000.00	399,659.58	340.42	234.48	-
100749	FY23-Mobile Command Center GRANT	CAP	201	Capital Projects	575,000.00	-	575,000.00	-	-
100750	FY23-PD Vehicles GRANT	CAPC	201	Capital Projects	100,000.00	100,000.00	-	-	-
100751	FY23-Museum/Library Roof	CAP	201	Capital Projects	880,000.00	24,406.18	855,593.82	24,406.18	-
100752	FY23-Riverwalk HVAC GRANT	CAP	201	Capital Projects	742,500.00	33,869.05	708,630.95	62,899.67	-
100753	FY23-ARSC Entryway GRANT	CAP	201	Capital Projects	100,000.00	-	100,000.00	100,000.00	-
100754	FY23-ARSC Renovations Phase III	CAP	201	Capital Projects	1,338,918.00	-	1,338,918.00	-	-
100755	FY23-ARSC Vehicles	CAP	201	Capital Projects	162,024.00	-	162,024.00	-	-
100845	FY23-ARSC Parking Lot	CAP	201	Capital Projects	250,000.00	14,477.68	235,522.32	143,601.05	-
100853	FY23-Dark Canyon Bridge GRANT	CAP	201	Capital Projects	3,000,000.00	-	3,000,000.00	-	-
100866	FY23-Cavern Theatre Rehab GRANT	CAP	201	Capital Projects	3,324,166.00	-	3,324,166.00	161,281.20	-
100670	FY22-Flooring-GRANT	CAPC	202	Airport Improvements	79,000.00	77,927.37	1,072.63	-	-
100756	FY23-RWY 14R-32L Recon GRANT	CAP	202	Airport Improvements	4,426,367.00	-	4,426,367.00	4,424,367.59	-
100858	FY23-Annual Airport Maint GRANT	OP	202	Airport Improvements	22,222.00	1,727.70	20,494.30	4,713.20	-
100865	FY23-Airport Resurfacing	CAP	202	Airport Improvements	65,000.00	-	65,000.00	-	-
100537	FY22-Landscaping Improvements	CAP	300	Sports Complex	300,000.00	-	300,000.00	-	-
100538	FY22-Parking Lot Improvements	CAP	300	Sports Complex	300,000.00	4,085.80	295,914.20	-	-
100757	FY23-Landscaping	CAP	300	Sports Complex	70,000.00	-	70,000.00	-	-
100758	FY23-Restrooms	CAP	300	Sports Complex	160,000.00	-	160,000.00	-	140,663.62
100759	FY23-Soccer Parking	CAP	300	Sports Complex	25,000.00	-	25,000.00	-	-
100760	FY23-RV Parking	CAP	300	Sports Complex	300,000.00	-	300,000.00	-	-
100271	FY20-Canal St Storm Drain-GRANT	CAP	320	Streets Improvement	600,000.00	161,217.67	438,782.33	-	-
100392	FY21-Downtown Sidewalk	CAP	320	Streets Improvement	20,000.00	-	20,000.00	-	-
100394	FY21-Radio Blvd-GRANT	CAP	320	Streets Improvement	500,000.00	415,295.92	84,704.08	-	-
100539	FY22-Annual Street Improvements	CAP	320	Streets Improvement	2,100,000.00	1,855,161.43	244,838.57	218,943.82	-
100622	FY21-Cherry Ln Paving-GRANT	CAP	320	Streets Improvement	1,000,000.00	862,325.92	137,674.08	8,405.03	-
100634	FY22-Flood Repairs	CAP	320	Streets Improvement	1,500,000.00	1,185,037.80	314,962.20	5,259.40	-
100659	FY22-Old Cavern Hwy-GRANT	CAP	320	Streets Improvement	528,000.00	357,941.23	170,058.77	44,530.09	-
100761	FY23-Annual Street Improvements	CAP	320	Streets Improvement	3,250,000.00	2,389,535.26	860,464.74	452,909.74	-
100762	FY23-County Contribution Bypass	CAP	320	Streets Improvement	1,000,000.00	-	1,000,000.00	-	1,000,000.00
100763	FY23-Annual Street Scapes	CAP	320	Streets Improvement	200,000.00	12,041.56	187,958.44	125,978.40	-
100834	FY23-Pate & 6th St Rehab GRANT	CAPC	320	Streets Improvement	80,000.00	80,000.00	-	-	-



Project Code	Description	Project Type	Department	Dept Name	Revised Budget	Actuals	Project Balance	Encumbrances	Requisitions
100399	FY21-Ambulance - GRANT	CAP	500	Fire Protection	290,000.00	-	290,000.00	287,806.00	-
100543	FY22-Stabilization Equip-GRANT	CAPC	500	Fire Protection	71,002.55	58,577.95	12,424.60	-	-
100545	FY22-Metal Shelter-GRANT	CAPC	500	Fire Protection	123,387.00	6,289.97	117,097.03	-	-
100682	FY22-Type 3 Fire Engine-GRANT	CAP	500	Fire Protection	439,997.45	-	439,997.45	435,996.00	-
100764	FY23-Pumper GRANT	CAP	500	Fire Protection	761,500.00	716,615.04	44,884.96	-	-
100864	FY23-Drive Pad	CAP	500	Fire Protection	25,000.00	-	25,000.00	19,672.54	-
100765	FY23-Cardiac Monitor Trainer GRANT	CAPC	501	Emergency Medical Services	20,000.00	17,885.00	2,115.00	-	-
100094	FY20-Van GRANT	CAP	570	Municipal Transit	80,000.00	-	80,000.00	15,765.58	-
100404	FY21-Surveillance System-Vans-GRANT	CAP	570	Municipal Transit	34,892.00	-	34,892.00	-	-
100406	FY21-Bus Replacement-GRANT	CAP	570	Municipal Transit	1,256,161.00	-	1,256,161.00	-	-
100766	FY23-Bus Shelter Construction GRANT	CAP	570	Municipal Transit	72,000.00	7,200.07	64,799.93	61,930.90	-
100767	FY23-Bus Shelters GRANT	CAPC	570	Municipal Transit	131,475.00	129,395.91	2,079.09	-	-
100768	FY23-Shop Renovation GRANT	CAP	570	Municipal Transit	8,435.00	-	8,435.00	-	-
100769	FY23-Van GRANT	CAP	570	Municipal Transit	197,000.00	-	197,000.00	-	-
100133	CO-San Jose Sen Ctr-GRANT	CAPC	580	CDBG Grant	800,000.00	800,000.00	-	-	-
100655	FY22 - ARSC Renovations-GRANT	CAPC	580	CDBG Grant	161,703.57	161,445.30	258.27	-	-
100267	FY20-Electronic Sign Cascades	LT-C	600	LT-Promo	216,867.00	216,867.00	-	-	-
100581	FY22-Museum Advertising	LT-C	600	LT-Promo	60,000.00	53,203.55	6,796.45	450.00	-
100582	FY22-City Sponsored Events	LT	600	LT-Promo	127,000.00	108,438.70	18,561.30	14,217.22	-
100588	FY22-MainStreet Tourism Campaign	LT-C	600	LT-Promo	47,435.00	40,610.01	6,824.99	-	-
100591	FY22-Pearl of Pecos Heritage Walk	LT	600	LT-Promo	24,290.50	9,971.89	14,318.61	14,318.61	-
100592	FY22-Pearl of the Pecos Mural Proj	LT	600	LT-Promo	10,000.00	1,788.30	8,211.70	8,211.70	-
100641	FY22-Hawgfest/Rodeo Week	LT-C	600	LT-Promo	72,565.00	39,134.62	33,430.38	-	-
100644	FY22-Entrance Signs (3)	CAP	600	LT-Promo	1,500,000.00	371,126.01	1,128,873.99	567,525.99	-
100656	FY22-Fishing Derby	LT-C	600	LT-Promo	5,000.00	2,948.03	2,051.97	-	-
100664	FY22-COC Digital Sign	LT-C	600	LT-Promo	41,441.40	41,441.40	-	-	-
100672	FY22-United Way Cinco de Mayo	LT-C	600	LT-Promo	13,000.00	5,161.10	7,838.90	-	-
100674	FY22-JChester - Social Media	LT-C	600	LT-Promo	30,000.00	30,000.00	-	-	-
100675	FY22-KENW-FM	LT	600	LT-Promo	3,500.00	1,458.30	2,041.70	2,041.70	-
100679	FY22-Carlsbad LifeHouse	LT-C	600	LT-Promo	7,000.00	3,703.97	3,296.03	-	-
100680	FY22-Gem & Mineral Show Advertising	LT-C	600	LT-Promo	12,351.62	10,000.69	2,350.93	-	-
100770	FY23-Carlsbad Area Art Association	LT	600	LT-Promo	30,000.00	25,061.39	4,938.61	4,938.61	-
100771	FY23-Car-A-Fair	LT-C	600	LT-Promo	27,650.00	5,450.62	22,199.38	22,199.38	-
100772	FY23-Library Advertising	LT	600	LT-Promo	40,000.00	20,000.00	20,000.00	9,287.13	-
100773	FY23-Museum Advertising	LT	600	LT-Promo	80,000.00	19,063.85	60,936.15	21,238.24	-
100774	FY23-City Sponsored Events	LT	600	LT-Promo	162,000.00	83,905.37	78,094.63	42,573.04	-
100775	FY23-MainStreet Tourism Campaign	LT	600	LT-Promo	80,000.00	67,021.96	12,978.04	12,978.04	-

Project Code	Description	Project Type	Department	Dept Name	Revised Budget	Actuals	Project Balance	Encumbrances	Requisitions
100776	FY23-Creative Carlsbad Campaign	LT	600	LT-Promo	75,000.00	15,152.00	59,848.00	59,848.00	-
100777	FY23-Hope Center Live Events	LT	600	LT-Promo	21,000.00	14,919.79	6,080.21	6,080.21	-
100778	FY23-Community Theatre Tourism	LT	600	LT-Promo	30,000.00	18,496.27	11,503.73	11,503.73	-
100779	FY23-Red Rocket Social Media	LT	600	LT-Promo	60,000.00	47,500.00	12,500.00	12,500.00	-
100780	FY23-COC Marketing Campaign	LT	600	LT-Promo	300,000.00	225,000.00	75,000.00	75,000.00	-
100781	FY23-JChester Social Media	LT	600	LT-Promo	60,000.00	39,417.02	20,582.98	20,582.98	-
100818	FY23-Friends of the Living Desert	LT	600	LT-Promo	27,200.00	23,710.58	3,489.42	3,489.42	-
100822	FY23-COC Cheeseburger Cook Off	LT	600	LT-Promo	10,000.00	-	10,000.00	5,000.00	-
100835	FY23-Walter Gerrells Advertising	LT	600	LT-Promo	53,000.00	3,520.83	49,479.17	4,828.82	-
100837	FY23-COC Carlsbad Local Advertising	LT	600	LT-Promo	13,000.00	9,676.87	3,323.13	3,323.13	-
100838	FY23-COC Yearbook Advertising	LT-C	600	LT-Promo	7,800.00	7,800.00	-	-	-
100839	FY23-Renaissance Fest Advertising	LT-C	600	LT-Promo	20,000.00	9,546.46	10,453.54	-	-
100840	FY23-Gus Macker Advertising	LT	600	LT-Promo	70,000.00	18,934.67	51,065.33	51,065.33	-
100843	FY23-Septembeer Fest Advertising	LT-C	600	LT-Promo	15,000.00	2,351.62	12,648.38	-	-
100844	FY23-Carlsbad MainStreet America Ep	LT-C	600	LT-Promo	9,500.00	9,500.00	-	-	-
100847	FY23-2023 CCCA Concert Season	LT	600	LT-Promo	47,000.00	-	47,000.00	47,000.00	-
100852	FY23-Christmas on the Pecos	LT-C	600	LT-Promo	75,000.00	74,915.13	84.87	-	-
100855	FY23-B&G Club Fishing Derby	LT	600	LT-Promo	5,000.00	-	5,000.00	5,000.00	-
100862	FY23-Cinco de Mayo Golf Tournament	LT	600	LT-Promo	18,000.00	-	18,000.00	18,000.00	-
100870	FY23-Carlsbad Gem & Mineral Show	LT	600	LT-Promo	-	-	-	-	-
100871	FY23-Car-A-Fair	LT	600	LT-Promo	-	-	-	-	-
100873	FY23-Yucca Blossom Trade Days	LT	600	LT-Promo	-	-	-	-	-
100874	FY23-CavernFest	LT	600	LT-Promo	-	-	-	-	-
100099	FY20-Cavern Theater	CAP	650	LT-Non Promotional	3,041,430.00	2,991,151.05	50,278.95	50,278.95	-
100139	CO-Potash Park	CAP	650	LT-Non Promotional	203,097.00	163,801.87	39,295.13	-	-
100597	FY22-Fireworks	LT-C	650	LT-Non Promotional	60,885.00	60,000.00	885.00	-	-
100782	FY23-Carlsbad Chamber Management	LT	650	LT-Non Promotional	332,500.00	249,372.00	83,128.00	83,128.00	-
100783	FY23-Fireworks	LT	650	LT-Non Promotional	65,000.00	30,000.00	35,000.00	30,000.00	-
100784	FY23-Firefighter Combat Challenge	LT-C	650	LT-Non Promotional	27,615.00	27,614.69	0.31	-	-
100785	FY23-HAP Holiday Decorations	LT-C	650	LT-Non Promotional	100,000.00	97,458.48	2,541.52	-	-
100786	FY23-Annual PRV Maintenance	LT	650	LT-Non Promotional	20,000.00	17,676.45	2,323.55	-	-
100787	FY23-Annual Public Safety	LT	650	LT-Non Promotional	100,000.00	94,581.16	5,418.84	-	-
100788	FY23-Annual Audit	LT	650	LT-Non Promotional	2,500.00	-	2,500.00	-	-
100789	FY23-Chamber Holiday Decorations	LT	650	LT-Non Promotional	42,000.00	-	42,000.00	42,000.00	-
100790	FY23-Cavern Theatre	CAP	650	LT-Non Promotional	750,000.00	637,841.33	112,158.67	57,727.86	-
100791	FY23-PRV Media Upgrades	CAP	650	LT-Non Promotional	110,000.00	-	110,000.00	86,596.07	-
100792	FY23-PRV Improvements	CAP	650	LT-Non Promotional	44,000.00	26,645.12	17,354.88	17,311.83	3,956.95

Project Code	Description	Project Type	Department	Dept Name	Revised Budget	Actuals	Project Balance	Encumbrances	Requisitions
100821	FY23-MainStreet Holiday Decorations	LT	650	LT-Non Promotional	85,000.00	42,597.01	42,402.99	42,402.99	-
100627	FY22-Jed Howard	CAP	680	LT-Discretionary	300,000.00	-	300,000.00	-	-
100833	FY23-Miniature Golf Course	LT-C	680	LT-Discretionary	750,000.00	747,373.83	2,626.17	-	-
100857	FY23-Pedestrian Bridge	CAPC	680	LT-Discretionary	300,000.00	298,565.37	1,434.63	-	-
100868	FY23-Boat Docks	LT	680	LT-Discretionary	-	-	-	-	-
100875	FY23-Splash Pad	LT	680	LT-Discretionary	-	-	-	-	-
100115	FY20-Upgrade Waterline-Old Cavern	CAP	700	Water	1,303,962.84	940,908.24	363,054.60	22,659.23	-
100273	FY20-Sewer Lift St Generators-GRANT	CAP	700	Water	250,000.00	156,737.00	93,263.00	77,469.00	-
100426	FY21-Eng-E Green St	CAP	700	Water	200,000.00	40,596.14	159,403.86	5,983.27	-
100511	FY21-Meter Reading System	CAPC	700	Water	-	-	-	-	-
100549	FY22-Water Meter Upgrades	CAP	700	Water	1,500,000.00	481,656.44	1,018,343.56	492,407.04	-
100550	FY22-Trucks	CAPC	700	Water	100,000.00	99,390.55	609.45	-	-
100551	FY22-SD Reservoir	CAP	700	Water	150,000.00	89,149.66	60,850.34	4,734.38	-
100552	FY22-Water Valves	CAP	700	Water	100,000.00	40,689.43	59,310.57	-	-
100554	FY22-PRV Rehab	CAP	700	Water	120,000.00	43,187.23	76,812.77	9,295.59	-
100793	FY23-Reservoir 2 Transmission	CAP	700	Water	1,500,000.00	1,378,565.77	121,434.23	80,310.80	-
100794	FY23-Meter Upgrades	CAP	700	Water	500,000.00	-	500,000.00	-	-
100795	FY23-Annual Waterline Upgrades	CAP	700	Water	400,000.00	97,642.15	302,357.85	87,140.58	-
100796	FY23-Tatum Well Field Improvements	CAP	700	Water	372,028.00	213,120.90	158,907.10	145,485.55	-
100797	FY23-Annual Well Rehab	CAP	700	Water	165,000.00	67,537.00	97,463.00	71,212.00	-
100798	FY23-Water Security System	CAP	700	Water	20,000.00	-	20,000.00	-	-
100799	FY23-Annual New Services	CAP	700	Water	200,000.00	33,926.05	166,073.95	-	-
100856	FY23-Rose Street	CAP	700	Water	127,972.00	55,287.20	72,684.80	72,684.80	-
100560	FY22-Grit Pump Valves	CAP	701	Waste Water	50,000.00	-	50,000.00	-	-
100562	FY22-Final Clarifier	CAP	701	Waste Water	95,155.91	-	95,155.91	95,155.91	-
100565	FY22-UV Redundancy	CAP	701	Waste Water	100,000.00	26,610.09	73,389.91	17,128.59	-
100566	FY22-Gravity Belt Thickener	CAP	701	Waste Water	225,000.00	-	225,000.00	204,550.00	-
100567	FY22-Fall Protect System	CAP	701	Waste Water	75,000.00	-	75,000.00	-	-
100800	FY23-Digester	CAP	701	Waste Water	500,000.00	-	500,000.00	-	-
100801	FY23-Boiler	CAP	701	Waste Water	199,844.09	125,561.58	74,282.51	390.00	-
100802	FY23-SCADA	CAP	702	Double Eagle	150,000.00	-	150,000.00	-	-
100803	FY23-Annual Engineering	CAP	702	Double Eagle	100,000.00	-	100,000.00	-	-
100804	FY23-DE Waterline Replacement GRANT	CAP	702	Double Eagle	2,500,000.00	113,464.55	2,386,535.45	129,373.45	-
100805	FY23-Water System Replacement GRANT	CAP	702	Double Eagle	1,100,000.00	-	1,100,000.00	-	-
100121	FY20-Sewer Interceptor upgrades	CAP	703	Collection System	1,849,121.03	687,708.68	1,161,412.35	161,754.59	-
100437	FY21-Rose St Sewer	CAP	703	Collection System	480,000.00	442,474.09	37,525.91	1,010.21	-
100439	FY21-NPH Sewer Extension-GRANT	CAP	703	Collection System	500,000.00	129,818.44	370,181.56	64,509.14	-

Project Code	Description	Project Type	Department	Dept Name	Revised Budget	Actuals	Project Balance	Encumbrances	Requisitions
100571	FY22-Bataan Lift Station-GRANT	CAP	703	Collection System	2,900,000.00	309,435.86	2,590,564.14	2,566,220.92	-
100572	FY22-Old Cavern Sewer Ext-GRANT	CAP	703	Collection System	2,698,401.00	86,053.41	2,612,347.59	96,791.19	-
100573	FY22-Primary Lift Station	CAP	703	Collection System	300,000.00	106,283.01	193,716.99	58,917.56	-
100807	FY23-Annual Manhole Rehab	CAP	703	Collection System	50,000.00	-	50,000.00	-	-
100808	FY23-Annual Sewer Line Upgrades	CAP	703	Collection System	100,000.00	57,464.03	42,535.97	54.25	-
100809	FY23-Annual Engineering	CAP	703	Collection System	100,000.00	16,889.90	83,110.10	61,186.07	-
100575	FY22-ARC Trucks	CAPC	730	Solid Waste Disposal	1,798,028.00	1,744,105.00	53,923.00	-	-
100663	FY22-Convenience Station Fence	CAPC	730	Solid Waste Disposal	100,000.00	78,900.80	21,099.20	-	-
100810	FY23-ARC Trucks (3)	CAP	730	Solid Waste Disposal	1,281,972.00	-	1,281,972.00	1,281,972.00	-
100811	FY23-Tire Shredder	CAPC	730	Solid Waste Disposal	610,000.00	600,000.00	10,000.00	-	-
100812	FY23-Container Maintenance Truck	CAP	730	Solid Waste Disposal	190,000.00	-	190,000.00	185,510.00	-
100813	FY23-Truck Safety Camera System	CAP	730	Solid Waste Disposal	250,000.00	39,970.40	210,029.60	28,812.00	-
100814	FY23-Metal Dumpsters	CAP	730	Solid Waste Disposal	137,700.00	-	137,700.00	-	-
100815	FY23-Trucks (2)	CAPC	730	Solid Waste Disposal	-	-	-	-	-
100816	FY23-Furniture	CAP	790	Golf Pro Shop	1,067.13	-	1,067.13	-	-
100817	FY23-Beverage Cart	CAPC	790	Golf Pro Shop	22,657.00	22,657.00	-	-	-
100872	FY23-Ice Machine	CAP	790	Golf Pro Shop	10,000.00	-	10,000.00	-	-
					<b>79,215,246.42</b>	<b>29,876,212.79</b>	<b>49,339,033.63</b>	<b>17,321,269.92</b>	<b>1,170,741.34</b>

## **9. Promotional Lodgers' Tax Aging Schedule**

City of Carlsbad, NM  
 Lodgers Tax - Promotional  
 Aging Schedule of Revenues to be Spent  
 as of: April 2023

Revenues		Expenditures/Transfers												Offsetting Expense	Balance	Compliance	
		FY15	FY16	FY17	FY18	FY19	FY20	FY21	FY22	FY23	FY24	FY25	FY26				FY27
FY15	1,444,294	-	834,379	583,778	26,137										1,444,294	-	No - \$26k
FY16	767,494			592,385	175,109										767,494	-	No - \$175k
FY17	735,160				735,160										735,160	-	Yes
FY18	1,401,511				177,647	1,085,888	137,976								1,401,511	-	No - \$138k
FY19	1,656,917						1,029,135	627,782							1,656,917	-	No - \$628k
FY20	1,442,933							444,896	998,037						1,442,933	0	No - \$998k
FY21	635,817								351,532						351,532	284,285	
FY22	901,760														-	901,760	
FY23	969,766														-	969,766	
FY24															-		
		-	834,379	583,778	618,522	1,087,916	1,085,888	1,167,111	1,072,678	1,349,569	-	-	-	-		2,155,811	

Per Lodgers' Tax State Statute and City Ordinance, the proceeds from the occupancy tax that are required to be used to advertise, publicize and promote tourist-related attractions, facilities and events shall be used within two years of the close of the fiscal year in which they were collected and shall not be accumulated beyond that date or used for any other purpose.

## **10. Municipal Court Summary**

City of Carlsbad, NM  
Municipal Court Analysis  
FY23

					City of Carlsbad				
<b>FY23</b>	Number of Cases	Cases on Appeal	Outstanding Warrants	State Fees	Fines	Fees	Total	Previous FY	Variance
Jul-22	520	7	4,682	\$4,397	\$38,334	\$9,045	\$47,379	\$67,466	-\$20,087
Aug-22	915	5	4,739	\$6,585	\$52,663	\$12,840	\$65,503	\$68,304	-\$2,801
Sep-22	935	4	4,022	\$6,043	\$43,112	\$12,620	\$55,732	\$67,312	-\$11,580
Oct-22	852	6	4,126	\$7,756	\$56,233	\$15,527	\$71,760	\$62,251	\$9,509
Nov-22	797	6	4,132	\$6,250	\$41,970	\$12,539	\$54,509	\$65,211	-\$10,702
Dec-22	624	5	4,167	\$5,771	\$45,915	\$12,589	\$58,504	\$65,175	-\$6,671
Jan-23	935	6	4,207	\$6,125	\$48,080	\$12,542	\$60,622	\$69,494	-\$8,872
Feb-23	781	3	4,237	\$6,582	\$51,158	\$12,752	\$63,910	\$78,357	-\$14,447
Mar-23	543	2	4,228	\$5,882	\$57,532	\$12,367	\$69,899	\$99,896	-\$29,997
Apr-23	543	3	4,228	\$5,424	\$51,525	\$10,467	\$61,992	\$66,381	-\$4,389
May-23							\$0		\$0
Jun-23							\$0		\$0
<b>Total/Ave</b>	<b>7,445</b>	<b>5</b>	<b>4,277</b>	<b>\$60,815</b>	<b>\$486,522</b>	<b>\$123,288</b>	<b>\$609,810</b>	<b>\$709,847</b>	<b>-\$100,037</b>
<b>Vs. FY22</b>									
Incr(Decr)	-36%	18%	-1%	-32%	-28%	-31%	-35%		

					City of Carlsbad		
<b>Previous</b>	Number of Cases	Cases on Appeal	Outstanding Warrants	State Fees	Fines	Fees	Total
FY22	11,573	4	4,330	\$89,502	\$671,511	\$178,439	\$939,452
FY21	11,944	2	4,281	\$90,122	\$692,903	\$185,310	\$878,213
FY20	13,548	2	4,308	\$90,205	\$730,812	\$183,099	\$913,911
FY19	9,476		4,008	\$73,519	\$555,014	\$148,400	\$703,414
FY18	8,881		3,560	\$69,658	\$434,310	\$137,663	\$571,973



## **11. Debt Service**

		NMFA Carlsbad 11 DE Extension	NMFA CWSRF 010 Treat Plant	Total W&S
<b>Original Amt</b>				
	Principal	15,688,737	19,414,220	<b>35,102,957</b>
	Interest	3,533,097	4,331,980	<b>7,865,076</b>
	<b>Total</b>	<b>\$19,221,834</b>	<b>\$23,746,200</b>	<b>\$42,968,034</b>
<b>Years</b>	<b>FY</b>			
1	2023	961,091	1,090,387	2,051,479
2	2024	961,091	1,090,387	2,051,479
3	2025	961,092	1,090,387	2,051,479
4	2026	961,091	1,090,387	2,051,479
5	2027	961,092	1,090,387	2,051,480
6	2028	961,092	1,090,387	2,051,479
7	2029	961,092	1,090,387	2,051,480
8	2030	961,092	1,090,387	2,051,480
9	2031	961,092	1,090,387	2,051,479
10	2032	961,092	1,090,387	2,051,479
11	2033	961,091	1,090,387	2,051,479
12	2034	961,092	1,090,387	2,051,479
13	2035	961,092	1,090,387	2,051,479
14	2036	961,091	1,090,387	2,051,479
15	2037	961,092	1,090,387	2,051,479
16	2038		1,090,387	1,090,387
		<b>14,416,375</b>	<b>17,446,198</b>	<b>31,862,573</b>
	<b>City Debt Service Reserve</b>			-
	<b>Balance</b>	<b>14,416,375</b>	<b>17,446,198</b>	<b>31,862,573</b>

## **12. YTD Budget Report**

YEAR-TO-DATE BUDGET REPORT

FOR 2023 10

ACCOUNTS FOR:	ORIGINAL	TRANFRS/	REVISED			AVAILABLE	PCT
101 General Fund	APPROP	ADJSTMTS	BUDGET	YTD ACTUAL	ENCUMBRANCES	BUDGET	USE/COL

101 General Fund

101 30000 Municipal	-22,747,479	0	-22,747,479	-24,019,340.28	.00	1,271,861.28	105.6%
101 30010 Muni Share	-19,061,000	0	-19,061,000	-20,138,926.01	.00	1,077,926.01	105.7%
101 30030 Infrastruc	-2,173,000	0	-2,173,000	-2,019,723.84	.00	-153,276.16	92.9%*
101 30100 Property	-3,709,845	0	-3,709,845	-3,038,486.69	.00	-671,358.31	81.9%*
101 30300 Auto Lic G	-18,000	0	-18,000	-19,747.37	.00	1,747.37	109.7%
101 31000 TDS	-122,000	0	-122,000	-76,170.81	.00	-45,829.19	62.4%*
101 31010 Xcel	-597,000	0	-597,000	-614,166.53	.00	17,166.53	102.9%
101 31020 NM Gas	-55,000	0	-55,000	-122,519.53	.00	67,519.53	222.8%
101 31025 PVT	-1,500	0	-1,500	-6,084.89	.00	4,584.89	405.7%
101 31030 Windstream	-35,000	0	-35,000	-31,172.79	.00	-3,827.21	89.1%*
101 31040 Water	-21,000	0	-21,000	-20,000.00	.00	-1,000.00	95.2%*
101 32000 Business	-500	0	-500	-80.00	.00	-420.00	16.0%*
101 32005 License-Ca	-1,500	0	-1,500	-3,000.00	.00	1,500.00	200.0%
101 32010 Dog	-1,000	0	-1,000	-740.00	.00	-260.00	74.0%*
101 32020 Liquor	-11,000	0	-11,000	-3,250.00	.00	-7,750.00	29.5%*
101 32100 Building	-112,000	0	-112,000	-118,351.00	.00	6,351.00	105.7%
101 32110 Cemetery M	-2,000	0	-2,000	-1,975.00	.00	-25.00	98.8%*
101 32120 Electrical	-40,000	0	-40,000	-45,255.00	.00	5,255.00	113.1%
101 32150 Plumbing/M	-19,000	0	-19,000	-16,584.00	.00	-2,416.00	87.3%*
101 32190 Misc	-1,000	0	-1,000	-4,065.50	.00	3,065.50	406.6%
101 33000 Business R	-23,000	0	-23,000	-49,961.90	.00	26,961.90	217.2%
101 33001 Cemetery L	-102,000	0	-102,000	-87,559.35	.00	-14,440.65	85.8%*
101 33002 Cemetery O	-95,000	0	-95,000	-62,375.00	.00	-32,625.00	65.7%*
101 33007 Library	-4,000	0	-4,000	-2,853.60	.00	-1,146.40	71.3%*
101 33010 Notary	0	0	0	-320.00	.00	320.00	100.0%
101 33012 Rental	-21,000	0	-21,000	-36,642.00	.00	15,642.00	174.5%
101 33013 Rental Wat	-9,700	0	-9,700	-13,550.00	.00	3,850.00	139.7%
101 33015 Senior Cen	-4,000	0	-4,000	-6,101.07	.00	2,101.07	152.5%
101 33016 Sub Divisi	-3,000	0	-3,000	-1,900.00	.00	-1,100.00	63.3%*
101 33022 Waterpark	-70,000	0	-70,000	-62,766.98	.00	-7,233.02	89.7%*
101 33023 Zoning	-3,000	0	-3,000	-3,783.00	.00	783.00	126.1%
101 33090 Misc	0	0	0	-56.16	.00	56.16	100.0%
101 34000 Ambulance	-4,000	0	-4,000	-9,235.93	.00	5,235.93	230.9%
101 34045 LifeLine	-700,000	0	-700,000	-731,210.37	.00	31,210.37	104.5%
101 34300 Waterpark	-9,000	0	-9,000	-9,279.51	.00	279.51	103.1%
101 34320 Misc	0	0	0	-1,284.88	.00	1,284.88	100.0%
101 35045 Lease-CP	0	0	0	-260.00	.00	260.00	100.0%
101 35100 Lease-Cave	-36,000	0	-36,000	-36,000.00	.00	.00	100.0%
101 35200 Lease-Port	-6,000	0	-6,000	-1,000.00	.00	-5,000.00	16.7%*
101 35900 Lease-Misc	-20,000	0	-20,000	-16,295.49	.00	-3,704.51	81.5%*

YEAR-TO-DATE BUDGET REPORT

FOR 2023 10								
ACCOUNTS FOR:	ORIGINAL	TRANFRS/	REVISED			AVAILABLE	PCT	
101 General Fund	APPROP	ADJSTMNTS	BUDGET	YTD ACTUAL	ENCUMBRANCES	BUDGET	USE/COL	
101 36000 CD's	-30,000	0	-30,000	-268,222.85	.00	238,222.85	894.1%	
101 36040 Misc	-9,000	0	-9,000	-139,276.18	.00	130,276.18	1547.5%	
101 37000 County-App	-625,000	0	-625,000	-312,500.00	.00	-312,500.00	50.0%*	
101 37005 County-DWI	-20,000	0	-20,000	-31,538.23	.00	11,538.23	157.7%	
101 37135 Legislativ	-1,000,000	0	-1,000,000	-1,000,000.00	.00	.00	100.0%	
101 37140 Library Gr	-60,000	-2,255	-62,255	-12,254.72	.00	-50,000.00	19.7%*	
101 37160 Buckle Dow	-15,000	0	-15,000	-11,161.84	.00	-3,838.16	74.4%*	
101 37165 DWI	-24,000	0	-24,000	-34,785.06	.00	10,785.06	144.9%	
101 37170 STEP	-28,000	0	-28,000	-20,662.86	.00	-7,337.14	73.8%*	
101 37199 State-Misc	-243,277	-38,987	-282,264	-1,840.00	.00	-280,424.00	.7%*	
101 37240 Federal-WI	-7,000	0	-7,000	-7,008.88	.00	8.88	100.1%	
101 37290 Federal-Mi	0	-4,000	-4,000	-49,763.61	.00	45,763.61	1244.1%	
101 38001 Donations	0	-91,500	-91,500	-127,556.33	.00	36,056.33	139.4%	
101 38007 Long/Short	0	0	0	-1.00	.00	1.00	100.0%	
101 38009 Printing &	-16,000	0	-16,000	-14,333.91	.00	-1,666.09	89.6%*	
101 38011 Recoveries	0	0	0	-5,325.66	.00	5,325.66	100.0%	
101 38012 Reimburse	0	0	0	-28,776.88	.00	28,776.88	100.0%	
101 38090 All Other	0	-3,000	-3,000	-41,725.37	.00	38,725.37	1390.8%	
101 40000 Trans-IN	-3,695,212	-2,338,843	-6,034,055	-6,034,055.22	.00	.00	100.0%	
101 45000 Transfer-T	4,925,000	7,000,000	11,925,000	11,925,000.00	.00	.00	100.0%	
<b>TOTAL General Fund</b>	<b>-50,686,013</b>	<b>4,521,415</b>	<b>-46,164,598</b>	<b>-47,647,863.08</b>	<b>.00</b>	<b>1,483,265.14</b>	<b>103.2%</b>	

YEAR-TO-DATE BUDGET REPORT

FOR 2023 10

ACCOUNTS FOR:	ORIGINAL APPROP	TRANFRS/ADJSTMTS	REVISED BUDGET	YTD ACTUAL	ENCUMBRANCES	AVAILABLE BUDGET	PCT USE/COL
---------------	-----------------	------------------	----------------	------------	--------------	------------------	-------------

10110 Mayor & Council

10110 50000 Labor-Elec	14,400	0	14,400	8,000.00	.00	6,400.00	55.6%
10110 50500 Labor-Regu	33,600	0	33,600	28,000.00	.00	5,600.00	83.3%
10110 55000 Labor-Allo	39,150	0	39,150	26,600.00	.00	12,550.00	67.9%
10110 58100 Associated	6,677	0	6,677	4,789.60	.00	1,887.40	71.7%
10110 61200 ConProf-Ge	0	0	0	399.70	.00	-399.70	100.0%*
10110 61550 ConProf-Le	8,000	0	8,000	58.25	.00	7,941.75	.7%
10110 63300 Fees-Publi	2,000	0	2,000	.00	.00	2,000.00	.0%
10110 64475 Ops-Materi	2,000	0	2,000	1,611.57	.00	388.43	80.6%
10110 64800 Ops-Unifor	500	0	500	141.43	.00	358.57	28.3%
10110 65000 Maint-Buil	0	0	0	18.99	.00	-18.99	100.0%*
10110 66000 Empl-Dues	4,000	0	4,000	300.00	170.00	3,530.00	11.8%
10110 66100 Empl-Train	0	0	0	618.00	.00	-618.00	100.0%*
10110 66200 Empl-Per D	1,000	0	1,000	1,947.27	.00	-947.27	194.7%*
10110 66300 Empl-Milea	1,000	0	1,000	.00	.00	1,000.00	.0%
<b>TOTAL Mayor &amp; Council</b>	<b>112,327</b>	<b>0</b>	<b>112,327</b>	<b>72,484.81</b>	<b>170.00</b>	<b>39,672.19</b>	<b>64.7%</b>

YEAR-TO-DATE BUDGET REPORT

FOR 2023 10

ACCOUNTS FOR:	ORIGINAL	TRANFRS/	REVISED	YTD	ENCUMBRANCES	AVAILABLE	PCT
101 General Fund	APPROP	ADJSTMNTS	BUDGET	ACTUAL		BUDGET	USE/COL

10111 Executive & Legislative

10111 50500 Labor-Regu	1,201,290	0	1,201,290	789,366.98	.00	411,923.02	65.7%
10111 51000 Labor-OT	1,047	0	1,047	1,299.08	.00	-252.08	124.1%*
10111 52000 Labor-Vaca	0	0	0	57,876.20	.00	-57,876.20	100.0%*
10111 52100 Labor-Holi	0	0	0	44,547.33	.00	-44,547.33	100.0%*
10111 53000 Labor-Sick	0	0	0	11,329.67	.00	-11,329.67	100.0%*
10111 54000 Labor-Othe	2,500	0	2,500	2,552.10	.00	-52.10	102.1%*
10111 55000 Labor-Allo	8,126	0	8,126	32,425.00	.00	-24,299.00	399.0%*
10111 56000 Labor-Heal	0	34,269	34,269	34,269.41	.00	.00	100.0%
10111 58000 Associated	157,549	0	157,549	99,884.35	.00	57,664.65	63.4%
10111 58100 Associated	85,120	2,622	87,742	67,473.67	.00	20,267.94	76.9%
10111 58200 Associated	106,067	0	106,067	76,618.99	.00	29,448.01	72.2%
10111 58300 Associated	20,600	0	20,600	14,941.88	.00	5,658.12	72.5%
10111 58900 Associated	110	0	110	69.00	.00	41.00	62.7%
10111 61000 ConProf-Ad	4,000	0	4,000	1,640.00	1,121.53	1,238.47	69.0%
10111 61200 ConProf-Ge	700,000	4,619	704,619	128,904.84	51,887.11	523,826.84	25.7%
10111 61550 ConProf-Le	170,000	0	170,000	77,838.82	55,647.36	36,513.82	78.5%
10111 61650 ConProf-OG	50,000	0	50,000	.00	20,000.00	30,000.00	40.0%
10111 61700 ConProf-Ou	751,051	0	751,051	579,514.28	171,536.72	.00	100.0%
10111 61900 ConProf-Mi	0	0	0	41,879.35	30,936.59	-72,815.94	100.0%*
10111 63050 Fees-Count	37,098	0	37,098	29,783.95	.00	7,314.05	80.3%
10111 63100 Fees-Filin	9,300	0	9,300	275.00	.00	9,025.00	3.0%
10111 63300 Fees-Publi	0	0	0	7,129.06	1,457.33	-8,586.39	100.0%*
10111 63900 Fees-Misc	0	0	0	-573.52	.00	573.52	100.0%
10111 64475 Ops-Materi	55,133	0	55,133	21,484.16	4,267.25	29,381.59	46.7%
10111 64600 Ops-Postag	1,000	0	1,000	653.50	.00	346.50	65.4%
10111 64625 Ops-Propor	1,000	0	1,000	.00	.00	1,000.00	.0%
10111 64675 Ops-Safety	10,000	0	10,000	8,216.39	.00	1,783.61	82.2%
10111 64775 Ops-Tools	0	0	0	4.78	.00	-4.78	100.0%*
10111 64800 Ops-Unifor	700	0	700	1,348.24	350.16	-998.40	242.6%*
10111 64825 Ops-Vehicl	2,100	0	2,100	2,585.16	414.84	-900.00	142.9%*
10111 65000 Maint-Buil	100	0	100	.00	.00	100.00	.0%
10111 65550 Maint-Vehi	1,000	0	1,000	180.00	265.34	554.66	44.5%
10111 66000 Empl-Dues	74,200	0	74,200	92,036.41	.00	-17,836.41	124.0%*
10111 66100 Empl-Train	4,000	0	4,000	310.00	.00	3,690.00	7.8%
10111 66200 Empl-Per D	6,900	0	6,900	2,886.54	850.00	3,163.46	54.2%
10111 66300 Empl-Milea	2,000	0	2,000	2,153.19	.00	-153.19	107.7%*
10111 66400 Empl-Trans	0	0	0	536.00	.00	-536.00	100.0%*
10111 66500 Empl-Perso	5,400	0	5,400	430.00	111.04	4,858.96	10.0%
10111 67400 Util-Telep	1,000	0	1,000	5.93	1,494.07	-500.00	150.0%*
10111 80100 Cap-Land	150,000	-20,000	130,000	.00	10,800.00	119,200.00	8.3%

YEAR-TO-DATE BUDGET REPORT

FOR 2023 10								
ACCOUNTS FOR:		ORIGINAL	TRANFRS/	REVISED			AVAILABLE	PCT
101	General Fund	APPROP	ADJSTMTS	BUDGET	YTD ACTUAL	ENCUMBRANCES	BUDGET	USE/COL
10111	80500 Cap-Equipm	62,717	0	62,717	60,725.00	.00	1,992.00	96.8%
	TOTAL Executive & Legislative	3,681,108	21,510	3,702,618	2,292,600.74	351,139.34	1,058,877.73	71.4%



YEAR-TO-DATE BUDGET REPORT

FOR 2023 10

ACCOUNTS FOR:	ORIGINAL APPROP	TRANFRS/ADJSTMTS	REVISED BUDGET	YTD ACTUAL	ENCUMBRANCES	AVAILABLE BUDGET	PCT USE/COL
101 General Fund							
<b>10112 Judicial</b>							
10112 50500 Labor-Regu	465,476	0	465,476	297,258.58	.00	168,217.42	63.9%
10112 51000 Labor-OT	0	0	0	1,797.24	.00	-1,797.24	100.0%*
10112 52000 Labor-Vaca	0	0	0	20,051.60	.00	-20,051.60	100.0%*
10112 52100 Labor-Holi	0	0	0	15,564.94	.00	-15,564.94	100.0%*
10112 53000 Labor-Sick	0	0	0	13,830.39	.00	-13,830.39	100.0%*
10112 54000 Labor-Othe	1,750	0	1,750	875.00	.00	875.00	50.0%
10112 55000 Labor-Allo	1,500	0	1,500	4,187.50	.00	-2,687.50	279.2%*
10112 56000 Labor-Heal	0	20,137	20,137	20,137.16	.00	.00	100.0%
10112 58000 Associated	75,145	0	75,145	58,158.59	.00	16,986.41	77.4%
10112 58100 Associated	33,505	1,540	35,045	26,703.73	.00	8,341.76	76.2%
10112 58200 Associated	40,227	0	40,227	31,401.00	.00	8,826.00	78.1%
10112 58300 Associated	7,813	0	7,813	6,124.36	.00	1,688.64	78.4%
10112 58900 Associated	90	0	90	59.80	.00	30.20	66.4%
10112 61200 ConProf-Ge	140,700	0	140,700	73,162.65	56,234.12	11,303.23	92.0%
10112 64475 Ops-Materi	15,000	0	15,000	14,193.28	511.24	295.48	98.0%
10112 64600 Ops-Postag	3,500	0	3,500	1,435.49	.00	2,064.51	41.0%
10112 64800 Ops-Unifor	2,000	0	2,000	323.04	.00	1,676.96	16.2%
10112 64825 Ops-Vehicl	400	0	400	.00	.00	400.00	.0%
10112 65000 Maint-Buil	2,000	0	2,000	506.41	.00	1,493.59	25.3%
10112 65050 Maint-Equi	2,000	0	2,000	.00	.00	2,000.00	.0%
10112 66000 Empl-Dues	6,000	0	6,000	768.76	.00	5,231.24	12.8%
10112 66100 Empl-Train	10,000	0	10,000	.00	1,550.00	8,450.00	15.5%
10112 66200 Empl-Per D	7,000	0	7,000	1,574.31	900.00	4,525.69	35.3%
10112 66300 Empl-Milea	3,000	0	3,000	396.24	.00	2,603.76	13.2%
10112 66400 Empl-Trans	4,000	0	4,000	957.24	.00	3,042.76	23.9%
10112 66500 Empl-Perso	300	0	300	.00	.00	300.00	.0%
10112 67400 Util-Telep	5,000	0	5,000	3,306.29	2,137.99	-444.28	108.9%*
10112 80300 Cap-Improv	0	35,000	35,000	.00	35,000.00	.00	100.0%
TOTAL Judicial	826,406	56,678	883,084	592,773.60	96,333.35	193,976.70	78.0%

YEAR-TO-DATE BUDGET REPORT

FOR 2023 10								
ACCOUNTS FOR:	ORIGINAL	TRANFRS/	REVISED	YTD ACTUAL	ENCUMBRANCES	AVAILABLE	PCT	
101 General Fund	APPROP	ADJSTMNTS	BUDGET			BUDGET	USE/COL	
<b>10113 City Clerk</b>								
10113 50500 Labor-Regu	287,608	0	287,608	177,875.15	.00	109,732.85	61.8%	
10113 51000 Labor-OT	0	0	0	74.48	.00	-74.48	100.0%*	
10113 52000 Labor-Vaca	0	0	0	12,760.55	.00	-12,760.55	100.0%*	
10113 52100 Labor-Holi	0	0	0	10,951.59	.00	-10,951.59	100.0%*	
10113 53000 Labor-Sick	0	0	0	6,413.50	.00	-6,413.50	100.0%*	
10113 54000 Labor-Othe	750	0	750	458.36	.00	291.64	61.1%	
10113 55000 Labor-Allo	838	0	838	2,375.00	.00	-1,537.00	283.4%*	
10113 56000 Labor-Heal	0	13,483	13,483	13,482.52	.00	.00	100.0%	
10113 58000 Associated	76,062	0	76,062	46,004.77	.00	30,057.23	60.5%	
10113 58100 Associated	20,639	1,031	21,670	15,914.50	.00	5,755.91	73.4%	
10113 58200 Associated	29,625	0	29,625	21,343.14	.00	8,281.86	72.0%	
10113 58300 Associated	5,754	0	5,754	4,159.98	.00	1,594.02	72.3%	
10113 58900 Associated	40	0	40	23.00	.00	17.00	57.5%	
10113 61200 ConProf-Ge	40,000	0	40,000	24,809.72	1,700.00	13,490.28	66.3%	
10113 64475 Ops-Materi	3,000	0	3,000	1,116.24	.00	1,883.76	37.2%	
10113 64990 Ops-Misc	0	0	0	2,384.85	.00	-2,384.85	100.0%*	
10113 65900 Maint-Misc	0	0	0	296.37	.00	-296.37	100.0%*	
10113 66000 Empl-Dues	1,000	0	1,000	390.00	.00	610.00	39.0%	
10113 66100 Empl-Train	2,000	0	2,000	1,748.00	275.00	-23.00	101.2%*	
10113 66200 Empl-Per D	2,000	0	2,000	1,374.19	.00	625.81	68.7%	
10113 66300 Empl-Milea	300	0	300	253.00	.00	47.00	84.3%	
<b>TOTAL City Clerk</b>	<b>469,616</b>	<b>14,514</b>	<b>484,130</b>	<b>344,208.91</b>	<b>1,975.00</b>	<b>137,946.02</b>	<b>71.5%</b>	

YEAR-TO-DATE BUDGET REPORT

FOR 2023 10								
ACCOUNTS FOR:	ORIGINAL	TRANFRS/	REVISED	YTD	ENCUMBRANCES	AVAILABLE	PCT	
101 General Fund	APPROP	ADJSTMTS	BUDGET	ACTUAL		BUDGET	USE/COL	
<b>10114 Human Resources</b>								
10114 50500 Labor-Regu	210,102	0	210,102	41,976.00	.00	168,126.00	20.0%	
10114 51000 Labor-OT	0	0	0	1,812.94	.00	-1,812.94	100.0%*	
10114 52000 Labor-Vaca	0	0	0	2,739.04	.00	-2,739.04	100.0%*	
10114 52100 Labor-Holi	0	0	0	2,513.04	.00	-2,513.04	100.0%*	
10114 53000 Labor-Sick	0	0	0	2,971.28	.00	-2,971.28	100.0%*	
10114 54000 Labor-Othe	500	0	500	125.00	.00	375.00	25.0%	
10114 58000 Associated	24,091	0	24,091	235.74	.00	23,855.26	1.0%	
10114 58100 Associated	16,039	0	16,039	3,930.34	.00	12,108.66	24.5%	
10114 58200 Associated	19,027	0	19,027	5,148.11	.00	13,878.89	27.1%	
10114 58300 Associated	3,695	0	3,695	1,004.03	.00	2,690.97	27.2%	
10114 58900 Associated	30	0	30	6.90	.00	23.10	23.0%	
10114 61200 ConProf-Ge	13,050	0	13,050	2,493.31	501.26	10,055.43	22.9%	
10114 64475 Ops-Materi	5,000	0	5,000	1,316.90	.00	3,683.10	26.3%	
10114 64600 Ops-Postag	600	0	600	74.78	.00	525.22	12.5%	
10114 64800 Ops-Unifor	100	0	100	.00	.00	100.00	.0%	
10114 66000 Empl-Dues	800	0	800	350.34	.00	449.66	43.8%	
10114 66100 Empl-Train	500	0	500	.00	.00	500.00	.0%	
10114 66200 Empl-Per D	200	0	200	.00	.00	200.00	.0%	
10114 66300 Empl-Milea	100	0	100	.00	.00	100.00	.0%	
10114 66600 Empl-Servi	200	0	200	603.71	.00	-403.71	301.9%*	
<b>TOTAL Human Resources</b>	<b>294,034</b>	<b>0</b>	<b>294,034</b>	<b>67,301.46</b>	<b>501.26</b>	<b>226,231.28</b>	<b>23.1%</b>	

YEAR-TO-DATE BUDGET REPORT

FOR 2023 10

ACCOUNTS FOR:	ORIGINAL	TRANFRS/	REVISED			AVAILABLE	PCT
101 General Fund	APPROP	ADJSTMTS	BUDGET	YTD ACTUAL	ENCUMBRANCES	BUDGET	USE/COL
<b>10115 Finance-Admin</b>							
10115 50500 Labor-Regu	768,662	0	768,662	543,163.84	.00	225,498.16	70.7%
10115 51000 Labor-OT	1,872	0	1,872	384.30	.00	1,487.70	20.5%
10115 52000 Labor-Vaca	0	0	0	31,903.09	.00	-31,903.09	100.0%*
10115 52100 Labor-Holi	0	0	0	31,540.30	.00	-31,540.30	100.0%*
10115 53000 Labor-Sick	0	0	0	22,167.04	.00	-22,167.04	100.0%*
10115 54000 Labor-Othe	2,500	0	2,500	2,355.51	.00	144.49	94.2%
10115 55000 Labor-Allo	1,800	0	1,800	7,250.00	.00	-5,450.00	402.8%*
10115 56000 Labor-Heal	0	33,143	33,143	33,143.19	.00	.00	100.0%
10115 58000 Associated	128,874	0	128,874	110,418.30	.00	18,455.70	85.7%
10115 58100 Associated	56,359	2,535	58,894	48,301.61	.00	10,592.84	82.0%
10115 58200 Associated	78,949	0	78,949	64,368.68	.00	14,580.32	81.5%
10115 58300 Associated	15,378	0	15,378	12,553.12	.00	2,824.88	81.6%
10115 58900 Associated	110	0	110	73.60	.00	36.40	66.9%
10115 61200 ConProf-Ge	542,850	0	542,850	399,777.06	85,914.77	57,158.17	89.5%
10115 61900 ConProf-Mi	0	0	0	182.00	68.00	-250.00	100.0%*
10115 63100 Fees-Filin	2,600	0	2,600	.00	.00	2,600.00	.0%
10115 63250 Fees-Penal	2,000	0	2,000	.00	.00	2,000.00	.0%
10115 63300 Fees-Publi	700	0	700	709.44	1,634.75	-1,644.19	334.9%*
10115 64025 Ops-Bank C	500	0	500	.00	.00	500.00	.0%
10115 64475 Ops-Materi	68,000	0	68,000	28,107.75	3,158.47	36,733.78	46.0%
10115 64600 Ops-Postag	30,400	0	30,400	3,823.88	15,050.00	11,526.12	62.1%
10115 64800 Ops-Unifor	200	0	200	.00	1,165.94	-965.94	583.0%*
10115 64825 Ops-Vehicl	300	0	300	292.82	107.18	-100.00	133.3%*
10115 65050 Maint-Equi	100	0	100	.00	.00	100.00	.0%
10115 65550 Maint-Vehi	250	0	250	33.58	139.75	76.67	69.3%
10115 66000 Empl-Dues	400	0	400	.00	.00	400.00	.0%
10115 66100 Empl-Train	4,800	0	4,800	50.00	50.00	4,700.00	2.1%
10115 66200 Empl-Per D	500	0	500	1,580.66	.00	-1,080.66	316.1%*
10115 66500 Empl-Perso	900	0	900	219.94	.00	680.06	24.4%
10115 67100 Util-Elect	30,000	0	30,000	24,689.50	7,631.70	-2,321.20	107.7%*
10115 67200 Util-Gas	2,000	0	2,000	2,508.29	491.71	-1,000.00	150.0%*
10115 67400 Util-Telep	30,000	0	30,000	25,020.05	5,499.23	-519.28	101.7%*
10115 67500 Util-Water	5,000	0	5,000	5,872.09	1,427.91	-2,300.00	146.0%*
10115 80200 Cap-Buildi	100,000	0	100,000	.00	11,556.00	88,444.00	11.6%
TOTAL Finance-Admin	1,876,004	35,679	1,911,683	1,400,489.64	133,895.41	377,297.59	80.3%

YEAR-TO-DATE BUDGET REPORT

FOR 2023 10								
ACCOUNTS FOR:	ORIGINAL	TRANFRS/	REVISED	YTD ACTUAL	ENCUMBRANCES	AVAILABLE	PCT	
101 General Fund	APPROP	ADJSTMTS	BUDGET			BUDGET	USE/COL	
<b>10116 Finance-Cashiers</b>								
10116 50500 Labor-Regu	324,392	0	324,392	223,310.25	.00	101,081.75	68.8%	
10116 51000 Labor-OT	6,388	0	6,388	4,888.17	.00	1,499.83	76.5%	
10116 52000 Labor-Vaca	0	0	0	12,249.69	.00	-12,249.69	100.0%*	
10116 52100 Labor-Holi	0	0	0	12,501.68	.00	-12,501.68	100.0%*	
10116 53000 Labor-Sick	0	0	0	9,527.76	.00	-9,527.76	100.0%*	
10116 54000 Labor-Othe	1,500	0	1,500	625.00	.00	875.00	41.7%	
10116 56000 Labor-Heal	0	6,624	6,624	6,624.27	.00	.00	100.0%	
10116 58000 Associated	63,212	0	63,212	27,952.08	.00	35,259.92	44.2%	
10116 58100 Associated	23,629	507	24,136	19,793.73	.00	4,342.03	82.0%	
10116 58200 Associated	33,416	0	33,416	26,257.87	.00	7,158.13	78.6%	
10116 58300 Associated	6,491	0	6,491	5,118.20	.00	1,372.80	78.9%	
10116 58900 Associated	60	0	60	46.00	.00	14.00	76.7%	
<b>TOTAL Finance-Cashiers</b>	<b>459,088</b>	<b>7,131</b>	<b>466,219</b>	<b>348,894.70</b>	<b>.00</b>	<b>117,324.33</b>	<b>74.8%</b>	

YEAR-TO-DATE BUDGET REPORT

FOR 2023 10							
ACCOUNTS FOR:	ORIGINAL	TRANFRS/	REVISED			AVAILABLE	PCT
101 General Fund	APPROP	ADJSTMNTS	BUDGET	YTD ACTUAL	ENCUMBRANCES	BUDGET	USE/COL
<b>10117 Information Technology</b>							
10117 50500 Labor-Regu	400,205	0	400,205	253,991.80	.00	146,213.20	63.5%
10117 51000 Labor-OT	0	0	0	2,260.01	.00	-2,260.01	100.0%*
10117 52000 Labor-Vaca	0	0	0	12,878.19	.00	-12,878.19	100.0%*
10117 52100 Labor-Holi	0	0	0	14,401.20	.00	-14,401.20	100.0%*
10117 53000 Labor-Sick	0	0	0	7,138.98	.00	-7,138.98	100.0%*
10117 54000 Labor-Othe	1,250	0	1,250	500.00	.00	750.00	40.0%
10117 55000 Labor-Allo	2,550	0	2,550	7,875.00	.00	-5,325.00	308.8%*
10117 56000 Labor-Heal	0	15,042	15,042	15,041.88	.00	.00	100.0%
10117 58000 Associated	82,333	0	82,333	47,526.60	.00	34,806.40	57.7%
10117 58100 Associated	29,095	1,151	30,246	22,566.01	.00	7,679.69	74.6%
10117 58200 Associated	41,224	0	41,224	29,484.96	.00	11,739.04	71.5%
10117 58300 Associated	8,007	0	8,007	5,750.13	.00	2,256.87	71.8%
10117 58900 Associated	50	0	50	27.60	.00	22.40	55.2%
10117 61200 ConProf-Ge	174,000	0	174,000	130,515.52	33,959.55	9,524.93	94.5%
10117 64115 Ops-Comp H	100,000	0	100,000	69,262.76	14,458.58	16,278.66	83.7%
10117 64475 Ops-Materi	31,000	0	31,000	4,269.37	249.74	26,480.89	14.6%
10117 64600 Ops-Postag	100	0	100	.00	.00	100.00	.0%
10117 64775 Ops-Tools	100	0	100	.00	.00	100.00	.0%
10117 64825 Ops-Vehicl	1,500	0	1,500	181.05	1,318.95	.00	100.0%
10117 65550 Maint-Vehi	200	0	200	1,052.13	.00	-852.13	526.1%*
10117 66100 Empl-Train	4,350	0	4,350	.00	.00	4,350.00	.0%
10117 66200 Empl-Per D	180	0	180	.00	.00	180.00	.0%
10117 66500 Empl-Perso	100	0	100	.00	.00	100.00	.0%
10117 67400 Util-Telep	20,000	0	20,000	60,875.13	14,028.56	-54,903.69	374.5%*
10117 80500 Cap-Equipm	150,000	0	150,000	57,821.22	.00	92,178.78	38.5%
<b>TOTAL Information Technology</b>	<b>1,046,244</b>	<b>16,193</b>	<b>1,062,437</b>	<b>743,419.54</b>	<b>64,015.38</b>	<b>255,001.66</b>	<b>76.0%</b>

YEAR-TO-DATE BUDGET REPORT

FOR 2023 10

ACCOUNTS FOR: 101 General Fund	ORIGINAL APPROP	TRANFRS/ ADJSTMTS	REVISED BUDGET	YTD ACTUAL	ENCUMBRANCES	AVAILABLE BUDGET	PCT USE/COL
<b>10119 GRTR Fees</b>							
10119 63225 Fees-NMTRD	780,000	0	780,000	714,920.32	.00	65,079.68	91.7%
TOTAL GRTR Fees	780,000	0	780,000	714,920.32	.00	65,079.68	91.7%

YEAR-TO-DATE BUDGET REPORT

FOR 2023 10

ACCOUNTS FOR:	ORIGINAL APPROP	TRANFRS/ADJSTMTS	REVISED BUDGET	YTD ACTUAL	ENCUMBRANCES	AVAILABLE BUDGET	PCT USE/COL
---------------	-----------------	------------------	----------------	------------	--------------	------------------	-------------

10120 PD - Admin

10120 50500 Labor-Regu	664,096	33,770	697,866	348,894.36	.00	348,971.35	50.0%
10120 51000 Labor-OT	21,045	0	21,045	12,374.72	.00	8,670.28	58.8%
10120 52000 Labor-Vaca	0	0	0	51,032.12	.00	-51,032.12	100.0%*
10120 52100 Labor-Holi	0	0	0	21,056.93	.00	-21,056.93	100.0%*
10120 53000 Labor-Sick	0	0	0	13,141.22	.00	-13,141.22	100.0%*
10120 54000 Labor-Othe	1,750	0	1,750	18,750.00	.00	-17,000.00	1071.4%*
10120 55000 Labor-Allo	2,850	0	2,850	13,875.00	.00	-11,025.00	486.8%*
10120 56000 Labor-Heal	0	22,346	22,346	22,346.25	.00	.02	100.0%
10120 58000 Associated	110,739	0	110,739	70,617.08	.00	40,121.92	63.8%
10120 58100 Associated	50,160	2,337	52,497	38,284.56	.00	14,212.58	72.9%
10120 58200 Associated	99,503	0	99,503	63,643.40	.00	35,859.60	64.0%
10120 58300 Associated	14,583	0	14,583	9,670.10	.00	4,912.90	66.3%
10120 58900 Associated	90	0	90	55.20	.00	34.80	61.3%
10120 61200 ConProf-Ge	971,000	8,000	979,000	86,484.78	16,811.68	875,703.54	10.6%
10120 61900 ConProf-Mi	0	0	0	751,601.05	70,751.49	-822,352.54	100.0%*
10120 63900 Fees-Misc	0	0	0	.00	11.99	-11.99	100.0%*
10120 64000 Ops-Ammo/R	20,000	0	20,000	19,997.25	.00	2.75	100.0%
10120 64100 Ops-Canine	10,000	0	10,000	2,454.50	791.28	6,754.22	32.5%
10120 64475 Ops-Materi	100,000	0	100,000	40,053.50	5,667.70	54,278.80	45.7%
10120 64500 Ops-PC/IT	0	0	0	.00	.00	.00	.0%
10120 64525 Ops-Police	200,000	-148,236	51,764	27,041.98	.00	24,722.02	52.2%
10120 64600 Ops-Postag	4,700	0	4,700	1,473.69	2,048.22	1,178.09	74.9%
10120 64650 Ops-Recrui	10,000	0	10,000	10,737.83	3,452.81	-4,190.64	141.9%*
10120 64775 Ops-Tools	1,000	0	1,000	898.46	.00	101.54	89.8%
10120 64800 Ops-Unifor	60,000	0	60,000	32,654.57	6,077.88	21,267.55	64.6%
10120 64825 Ops-Vehicl	265,000	0	265,000	205,034.86	59,965.14	.00	100.0%
10120 64990 Ops-Misc	0	0	0	3,099.68	.00	-3,099.68	100.0%*
10120 65000 Maint-Buil	55,000	0	55,000	37,943.71	22,424.31	-5,368.02	109.8%*
10120 65050 Maint-Equi	60,000	0	60,000	9,459.62	130.00	50,410.38	16.0%
10120 65550 Maint-Vehi	140,000	0	140,000	90,924.15	5,225.75	43,850.10	68.7%
10120 65900 Maint-Misc	0	0	0	3,485.19	1,928.71	-5,413.90	100.0%*
10120 66000 Empl-Dues	10,000	0	10,000	8,314.10	1,089.10	596.80	94.0%
10120 66100 Empl-Train	90,000	0	90,000	16,565.83	2,010.19	71,423.98	20.6%
10120 66200 Empl-Per D	60,000	0	60,000	11,733.30	11,900.00	36,366.70	39.4%
10120 66400 Empl-Trans	2,000	0	2,000	9.20	12.70	1,978.10	1.1%
10120 66500 Empl-Perso	13,000	0	13,000	1,277.94	3,528.40	8,193.66	37.0%
10120 66600 Empl-Servi	2,000	0	2,000	3,441.71	.00	-1,441.71	172.1%*
10120 66900 Empl-Misc	0	0	0	276.70	570.00	-846.70	100.0%*
10120 67100 Util-Elect	39,000	0	39,000	38,295.88	18,080.01	-17,375.89	144.6%*
10120 67200 Util-Gas	2,000	0	2,000	3,254.43	1,245.57	-2,500.00	225.0%*



YEAR-TO-DATE BUDGET REPORT

FOR 2023 10							
ACCOUNTS FOR:	ORIGINAL	TRANFRS/	REVISED			AVAILABLE	PCT
101 General Fund	APPROP	ADJSTMTS	BUDGET	YTD ACTUAL	ENCUMBRANCES	BUDGET	USE/COL
10120 67400 Util-Telep	54,000	0	54,000	63,363.43	12,898.17	-22,261.60	141.2%*
10120 67500 Util-Water	15,000	0	15,000	12,342.40	4,657.60	-2,000.00	113.3%*
10120 80200 Cap-Buildi	0	0	0	.00	46,287.69	-46,287.69	100.0%*
10120 80400 Cap-Infras	47,549	0	47,549	18,765.35	.00	28,783.83	39.5%
10120 80500 Cap-Equipm	1,257,812	166,045	1,423,857	697,007.69	582,906.74	143,942.17	89.9%
TOTAL PD - Admin	4,453,877	84,262	4,538,139	2,881,733.72	880,473.13	775,932.05	82.9%

YEAR-TO-DATE BUDGET REPORT

FOR 2023 10

ACCOUNTS FOR:	ORIGINAL APPROP	TRANFRS/ADJSTMNTS	REVISED BUDGET	YTD ACTUAL	ENCUMBRANCES	AVAILABLE BUDGET	PCT USE/COL
---------------	-----------------	-------------------	----------------	------------	--------------	------------------	-------------

10121 PD - Patrol

10121 50500 Labor-Regu	3,739,845	0	3,739,845	2,181,154.91	.00	1,558,690.09	58.3%
10121 51000 Labor-OT	751,490	0	751,490	903,031.13	.00	-151,541.13	120.2%*
10121 51100 Labor-DT	0	0	0	28,272.53	.00	-28,272.53	100.0%*
10121 52000 Labor-Vaca	0	0	0	137,198.05	.00	-137,198.05	100.0%*
10121 52100 Labor-Holi	0	0	0	168,088.58	.00	-168,088.58	100.0%*
10121 53000 Labor-Sick	0	0	0	80,602.13	.00	-80,602.13	100.0%*
10121 54000 Labor-Othe	12,000	0	12,000	210,717.04	.00	-198,717.04	1756.0%*
10121 55000 Labor-Allo	18,400	0	18,400	34,600.00	.00	-16,200.00	188.0%*
10121 56000 Labor-Heal	0	108,600	108,600	108,599.62	.00	.00	100.0%
10121 58000 Associated	676,692	0	676,692	388,649.80	.00	288,042.20	57.4%
10121 58100 Associated	332,022	7,842	339,864	283,810.14	.00	56,054.08	83.5%
10121 58200 Associated	818,393	0	818,393	545,177.51	.00	273,215.49	66.6%
10121 58300 Associated	93,519	0	93,519	62,465.98	.00	31,053.02	66.8%
10121 58900 Associated	470	0	470	282.60	.00	187.40	60.1%
10121 64100 Ops-Canine	0	0	0	2,074.19	3,583.91	-5,658.10	100.0%*
10121 64475 Ops-Materi	0	0	0	1,427.87	.00	-1,427.87	100.0%*
10121 64525 Ops-Police	0	0	0	8,014.12	1,206.10	-9,220.22	100.0%*
10121 64650 Ops-Recrui	0	0	0	232.48	.00	-232.48	100.0%*
10121 64800 Ops-Unifor	0	0	0	6,825.96	.00	-6,825.96	100.0%*
10121 64990 Ops-Misc	0	0	0	740.22	.00	-740.22	100.0%*
10121 65550 Maint-Vehi	0	0	0	41,450.87	.00	-41,450.87	100.0%*
10121 66100 Empl-Train	0	0	0	.00	3,800.00	-3,800.00	100.0%*
10121 66200 Empl-Per D	0	0	0	794.26	.00	-794.26	100.0%*
10121 66500 Empl-Perso	0	0	0	7,727.45	400.00	-8,127.45	100.0%*
<b>TOTAL PD - Patrol</b>	<b>6,442,831</b>	<b>116,442</b>	<b>6,559,273</b>	<b>5,201,937.44</b>	<b>8,990.01</b>	<b>1,348,345.39</b>	<b>79.4%</b>

YEAR-TO-DATE BUDGET REPORT

FOR 2023 10							
ACCOUNTS FOR:	ORIGINAL	TRANFRS/	REVISED			AVAILABLE	PCT
101 General Fund	APPROP	ADJSTMTS	BUDGET	YTD ACTUAL	ENCUMBRANCES	BUDGET	USE/COL
<b>10122 PD - Detective/Criminal Invest</b>							
10122 50500 Labor-Regu	1,114,487	0	1,114,487	701,948.67	.00	412,538.33	63.0%
10122 51000 Labor-OT	207,695	0	207,695	91,317.39	.00	116,377.61	44.0%
10122 51100 Labor-DT	0	0	0	1,297.27	.00	-1,297.27	100.0%*
10122 52000 Labor-Vaca	0	0	0	58,952.84	.00	-58,952.84	100.0%*
10122 52100 Labor-Holi	0	0	0	45,782.01	.00	-45,782.01	100.0%*
10122 53000 Labor-Sick	0	0	0	38,285.23	.00	-38,285.23	100.0%*
10122 54000 Labor-Othe	3,250	0	3,250	68,788.69	.00	-65,538.69	2116.6%*
10122 55000 Labor-Allo	3,900	0	3,900	4,512.50	.00	-612.50	115.7%*
10122 56000 Labor-Heal	0	50,138	50,138	50,138.04	.00	.00	100.0%
10122 58000 Associated	207,767	0	207,767	161,652.37	.00	46,114.63	77.8%
10122 58100 Associated	96,587	3,600	100,187	76,330.95	.00	23,856.05	76.2%
10122 58200 Associated	237,285	0	237,285	176,984.39	.00	60,300.61	74.6%
10122 58300 Associated	27,566	0	27,566	20,560.73	.00	7,005.27	74.6%
10122 58900 Associated	130	0	130	87.40	.00	42.60	67.2%
10122 64475 Ops-Materi	0	0	0	9,825.07	1,069.92	-10,894.99	100.0%*
10122 64525 Ops-Police	0	0	0	1,701.17	.00	-1,701.17	100.0%*
10122 64600 Ops-Postag	0	0	0	507.52	492.48	-1,000.00	100.0%*
10122 64800 Ops-Unifor	0	0	0	1,202.00	.00	-1,202.00	100.0%*
10122 65550 Maint-Vehi	0	0	0	1,249.18	.00	-1,249.18	100.0%*
10122 66100 Empl-Train	0	0	0	904.00	.00	-904.00	100.0%*
10122 66200 Empl-Per D	0	0	0	1,197.43	.00	-1,197.43	100.0%*
<b>TOTAL PD - Detective/Criminal Invest</b>	<b>1,898,667</b>	<b>53,738</b>	<b>1,952,405</b>	<b>1,513,224.85</b>	<b>1,562.40</b>	<b>437,617.79</b>	<b>77.6%</b>

YEAR-TO-DATE BUDGET REPORT

FOR 2023 10							
ACCOUNTS FOR:	ORIGINAL	TRANFRS/	REVISED	YTD ACTUAL	ENCUMBRANCES	AVAILABLE	PCT
101 General Fund	APPROP	ADJSTMNTS	BUDGET			BUDGET	USE/COL
<b>10123 PD - Community Services</b>							
10123 50500 Labor-Regu	726,303	0	726,303	502,849.43	.00	223,453.57	69.2%
10123 51000 Labor-OT	124,256	0	124,256	96,675.78	.00	27,580.22	77.8%
10123 51100 Labor-DT	0	0	0	456.17	.00	-456.17	100.0%*
10123 52000 Labor-Vaca	0	0	0	35,109.00	.00	-35,109.00	100.0%*
10123 52100 Labor-Holi	0	0	0	30,837.72	.00	-30,837.72	100.0%*
10123 53000 Labor-Sick	0	0	0	21,765.64	.00	-21,765.64	100.0%*
10123 54000 Labor-Othe	2,500	0	2,500	36,350.80	.00	-33,850.80	1454.0%*
10123 55000 Labor-Allo	4,000	0	4,000	3,287.50	.00	712.50	82.2%
10123 56000 Labor-Heal	0	51,085	51,085	51,084.89	.00	.00	100.0%
10123 58000 Associated	170,140	0	170,140	155,341.56	.00	14,798.44	91.3%
10123 58100 Associated	61,006	3,908	64,914	55,536.91	.00	9,377.08	85.6%
10123 58200 Associated	143,428	0	143,428	119,332.52	.00	24,095.48	83.2%
10123 58300 Associated	17,534	0	17,534	14,331.48	.00	3,202.52	81.7%
10123 58900 Associated	100	0	100	69.00	.00	31.00	69.0%
10123 64000 Ops-Ammo/R	0	0	0	10.44	.00	-10.44	100.0%*
10123 64475 Ops-Materi	0	0	0	3,825.84	.00	-3,825.84	100.0%*
10123 64800 Ops-Unifor	0	0	0	3,310.87	4,518.68	-7,829.55	100.0%*
10123 65550 Maint-Vehi	0	0	0	3,972.84	.00	-3,972.84	100.0%*
10123 65900 Maint-Misc	0	0	0	93.50	.00	-93.50	100.0%*
10123 66000 Empl-Dues	0	0	0	200.00	.00	-200.00	100.0%*
10123 66100 Empl-Train	0	0	0	1,360.60	.00	-1,360.60	100.0%*
<b>TOTAL PD - Community Services</b>	<b>1,249,267</b>	<b>54,993</b>	<b>1,304,260</b>	<b>1,135,802.49</b>	<b>4,518.68</b>	<b>163,938.71</b>	<b>87.4%</b>

YEAR-TO-DATE BUDGET REPORT

FOR 2023 10								
ACCOUNTS FOR:	ORIGINAL	TRANFRS/	REVISED	YTD ACTUAL	ENCUMBRANCES	AVAILABLE	PCT	
101 General Fund	APPROP	ADJSTMTS	BUDGET			BUDGET	USE/COL	
<b>10124 PD - Animal Control</b>								
10124 50500 Labor-Regu	161,440	0	161,440	101,647.67	.00	59,792.33	63.0%	
10124 51000 Labor-OT	15,365	0	15,365	17,821.19	.00	-2,456.19	116.0%*	
10124 51100 Labor-DT	0	0	0	720.63	.00	-720.63	100.0%*	
10124 52000 Labor-Vaca	0	0	0	11,385.01	.00	-11,385.01	100.0%*	
10124 52100 Labor-Holi	0	0	0	7,041.20	.00	-7,041.20	100.0%*	
10124 53000 Labor-Sick	0	0	0	1,932.63	.00	-1,932.63	100.0%*	
10124 54000 Labor-Othe	750	0	750	15,910.00	.00	-15,160.00	2121.3%*	
10124 55000 Labor-Allo	650	0	650	550.00	.00	100.00	84.6%	
10124 56000 Labor-Heal	0	11,549	11,549	11,549.31	.00	.00	100.0%	
10124 58000 Associated	44,820	0	44,820	32,617.43	.00	12,202.57	72.8%	
10124 58100 Associated	12,406	884	13,290	11,996.24	.00	1,293.28	90.3%	
10124 58200 Associated	16,629	0	16,629	14,861.81	.00	1,767.19	89.4%	
10124 58300 Associated	3,229	0	3,229	2,340.52	.00	888.48	72.5%	
10124 58900 Associated	30	0	30	18.40	.00	11.60	61.3%	
10124 64475 Ops-Materi	0	0	0	2,490.58	.00	-2,490.58	100.0%*	
10124 64800 Ops-Unifor	0	0	0	1,518.44	53.95	-1,572.39	100.0%*	
10124 65550 Maint-Vehi	0	0	0	1,311.69	.00	-1,311.69	100.0%*	
10124 66100 Empl-Train	0	0	0	880.52	.00	-880.52	100.0%*	
10124 66200 Empl-Per D	0	0	0	525.00	.00	-525.00	100.0%*	
10124 66500 Empl-Perso	0	0	0	111.01	.00	-111.01	100.0%*	
<b>TOTAL PD - Animal Control</b>	<b>255,319</b>	<b>12,433</b>	<b>267,752</b>	<b>237,229.28</b>	<b>53.95</b>	<b>30,468.60</b>	<b>88.6%</b>	

YEAR-TO-DATE BUDGET REPORT

FOR 2023 10							
ACCOUNTS FOR:	ORIGINAL	TRANFRS/	REVISED	YTD ACTUAL	ENCUMBRANCES	AVAILABLE	PCT
101 General Fund	APPROP	ADJSTMNTS	BUDGET			BUDGET	USE/COL
<b>10125 PD - Communications</b>							
10125 50500 Labor-Regu	1,213,776	0	1,213,776	677,989.63	.00	535,786.37	55.9%
10125 51000 Labor-OT	131,394	0	131,394	234,059.54	.00	-102,665.54	178.1%*
10125 51100 Labor-DT	0	0	0	10,113.17	.00	-10,113.17	100.0%*
10125 52000 Labor-Vaca	0	0	0	37,326.55	.00	-37,326.55	100.0%*
10125 52100 Labor-Holi	0	0	0	53,261.64	.00	-53,261.64	100.0%*
10125 53000 Labor-Sick	0	0	0	42,190.46	.00	-42,190.46	100.0%*
10125 54000 Labor-Othe	4,750	0	4,750	53,666.16	.00	-48,916.16	1129.8%*
10125 55000 Labor-Allo	12,350	0	12,350	3,625.00	.00	8,725.00	29.4%
10125 56000 Labor-Heal	0	37,380	37,380	34,694.32	.00	2,685.58	92.8%
10125 58000 Associated	260,333	0	260,333	134,519.79	.00	125,813.21	51.7%
10125 58100 Associated	98,433	2,791	101,224	84,379.41	.00	16,844.67	83.4%
10125 58200 Associated	154,677	0	154,677	101,107.48	.00	53,569.52	65.4%
10125 58300 Associated	24,174	0	24,174	15,886.56	.00	8,287.44	65.7%
10125 58900 Associated	190	0	190	110.40	.00	79.60	58.1%
10125 64475 Ops-Materi	0	0	0	6,373.07	2,017.44	-8,390.51	100.0%*
10125 64800 Ops-Unifor	0	0	0	1,173.13	.00	-1,173.13	100.0%*
10125 66000 Empl-Dues	0	0	0	928.00	125.00	-1,053.00	100.0%*
10125 66100 Empl-Train	0	0	0	8,581.38	1,200.00	-9,781.38	100.0%*
10125 66200 Empl-Per D	0	0	0	2,639.28	1,300.00	-3,939.28	100.0%*
10125 66500 Empl-Perso	0	0	0	1,248.66	.00	-1,248.66	100.0%*
<b>TOTAL PD - Communications</b>	<b>1,900,077</b>	<b>40,171</b>	<b>1,940,248</b>	<b>1,503,873.63</b>	<b>4,642.44</b>	<b>431,731.91</b>	<b>77.7%</b>

YEAR-TO-DATE BUDGET REPORT

FOR 2023 10								
ACCOUNTS FOR:	ORIGINAL	TRANFRS/	REVISED	YTD ACTUAL	ENCUMBRANCES	AVAILABLE	PCT	
101 General Fund	APPROP	ADJSTMTS	BUDGET			BUDGET	USE/COL	
<b>10126 PD - Traffic</b>								
10126 50500 Labor-Regu	248,833	0	248,833	166,571.71	.00	82,261.29	66.9%	
10126 51000 Labor-OT	53,856	0	53,856	59,057.20	.00	-5,201.20	109.7%*	
10126 51100 Labor-DT	0	0	0	866.48	.00	-866.48	100.0%*	
10126 52000 Labor-Vaca	0	0	0	19,485.27	.00	-19,485.27	100.0%*	
10126 52100 Labor-Holi	0	0	0	10,624.00	.00	-10,624.00	100.0%*	
10126 53000 Labor-Sick	0	0	0	5,017.30	.00	-5,017.30	100.0%*	
10126 54000 Labor-Othe	750	0	750	12,308.80	.00	-11,558.80	1641.2%*	
10126 55000 Labor-Allo	1,950	0	1,950	1,675.00	.00	275.00	85.9%	
10126 56000 Labor-Heal	0	15,042	15,042	15,041.88	.00	.00	100.0%	
10126 58000 Associated	58,127	0	58,127	37,855.13	.00	20,271.87	65.1%	
10126 58100 Associated	21,841	1,151	22,992	21,273.01	.00	1,718.69	92.5%	
10126 58200 Associated	55,119	0	55,119	43,348.76	.00	11,770.24	78.6%	
10126 58300 Associated	6,222	0	6,222	4,913.06	.00	1,308.94	79.0%	
10126 58900 Associated	30	0	30	20.70	.00	9.30	69.0%	
10126 66500 Empl-Perso	0	0	0	35.75	.00	-35.75	100.0%*	
<b>TOTAL PD - Traffic</b>	<b>446,728</b>	<b>16,193</b>	<b>462,921</b>	<b>398,094.05</b>	<b>.00</b>	<b>64,826.53</b>	<b>86.0%</b>	

YEAR-TO-DATE BUDGET REPORT

FOR 2023 10								
ACCOUNTS FOR:	ORIGINAL	TRANFRS/	REVISED	YTD ACTUAL	ENCUMBRANCES	AVAILABLE	PCT	
101 General Fund	APPROP	ADJSTMTS	BUDGET			BUDGET	USE/COL	
<b>10127 PD - Professional Standards</b>								
10127 50500 Labor-Regu	300,825	0	300,825	178,371.62	.00	122,453.38	59.3%	
10127 51000 Labor-OT	29,046	0	29,046	23,049.29	.00	5,996.71	79.4%	
10127 51100 Labor-DT	0	0	0	1,247.68	.00	-1,247.68	100.0%*	
10127 52000 Labor-Vaca	0	0	0	19,307.13	.00	-19,307.13	100.0%*	
10127 52100 Labor-Holi	0	0	0	11,950.27	.00	-11,950.27	100.0%*	
10127 53000 Labor-Sick	0	0	0	32,799.76	.00	-32,799.76	100.0%*	
10127 54000 Labor-Othe	750	0	750	10,414.58	.00	-9,664.58	1388.6%*	
10127 55000 Labor-Allo	1,700	0	1,700	7,650.00	.00	-5,950.00	450.0%*	
10127 56000 Labor-Heal	0	13,483	13,483	13,482.52	.00	.00	100.0%	
10127 58000 Associated	44,820	0	44,820	41,796.96	.00	3,023.04	93.3%	
10127 58100 Associated	24,196	1,031	25,227	21,672.01	.00	3,555.40	85.9%	
10127 58200 Associated	61,521	0	61,521	49,450.35	.00	12,070.65	80.4%	
10127 58300 Associated	7,521	0	7,521	6,060.70	.00	1,460.30	80.6%	
10127 58900 Associated	30	0	30	20.70	.00	9.30	69.0%	
10127 61900 ConProf-Mi	0	0	0	2,499.00	.00	-2,499.00	100.0%*	
10127 64475 Ops-Materi	0	0	0	875.76	.00	-875.76	100.0%*	
10127 66100 Empl-Train	0	0	0	463.20	.00	-463.20	100.0%*	
<b>TOTAL PD - Professional Standards</b>	<b>470,409</b>	<b>14,514</b>	<b>484,923</b>	<b>421,111.53</b>	<b>.00</b>	<b>63,811.40</b>	<b>86.8%</b>	



YEAR-TO-DATE BUDGET REPORT

FOR 2023 10

ACCOUNTS FOR:	ORIGINAL APPROP	TRANFRS/ ADJSTMTS	REVISED BUDGET	YTD ACTUAL	ENCUMBRANCES	AVAILABLE BUDGET	PCT USE/COL
---------------	-----------------	-------------------	----------------	------------	--------------	------------------	-------------

10128 PD - Records

10128 50500 Labor-Regu	285,964	0	285,964	134,501.07	.00	151,462.93	47.0%
10128 51000 Labor-OT	4,726	0	4,726	6,760.99	.00	-2,034.99	143.1%*
10128 52000 Labor-Vaca	0	0	0	8,873.33	.00	-8,873.33	100.0%*
10128 52100 Labor-Holi	0	0	0	7,860.00	.00	-7,860.00	100.0%*
10128 53000 Labor-Sick	0	0	0	5,847.84	.00	-5,847.84	100.0%*
10128 54000 Labor-Othe	1,500	0	1,500	13,713.20	.00	-12,213.20	914.2%*
10128 55000 Labor-Allo	650	0	650	.00	.00	650.00	.0%
10128 56000 Labor-Heal	0	11,476	11,476	11,475.56	.00	.00	100.0%
10128 58000 Associated	80,844	0	80,844	56,266.61	.00	24,577.39	69.6%
10128 58100 Associated	21,017	707	21,724	12,718.08	.00	9,005.59	58.5%
10128 58200 Associated	36,609	0	36,609	20,132.17	.00	16,476.83	55.0%
10128 58300 Associated	5,721	0	5,721	3,165.75	.00	2,555.25	55.3%
10128 58900 Associated	60	0	60	29.90	.00	30.10	49.8%
10128 64475 Ops-Materi	0	0	0	210.32	89.97	-300.29	100.0%*
10128 64800 Ops-Unifor	0	0	0	357.93	115.97	-473.90	100.0%*
10128 66100 Empl-Train	0	0	0	1,551.10	.00	-1,551.10	100.0%*
TOTAL PD - Records	437,091	12,182	449,273	283,463.85	205.94	165,603.44	63.1%

YEAR-TO-DATE BUDGET REPORT

FOR 2023 10

ACCOUNTS FOR:	ORIGINAL	TRANFRS/	REVISED			AVAILABLE	PCT
101 General Fund	APPROP	ADJSTMTS	BUDGET	YTD ACTUAL	ENCUMBRANCES	BUDGET	USE/COL

10129 PD - SWAT

10129 65050 Maint-Equi	0	0	0	.00	278.75	-278.75	100.0%*
TOTAL PD - SWAT	0	0	0	.00	278.75	-278.75	100.0%

YEAR-TO-DATE BUDGET REPORT

FOR 2023 10

ACCOUNTS FOR:	ORIGINAL APPROP	TRANFRS/ADJSTMTS	REVISED BUDGET	YTD ACTUAL	ENCUMBRANCES	AVAILABLE BUDGET	PCT USE/COL
---------------	-----------------	------------------	----------------	------------	--------------	------------------	-------------

10130 Fire - Admin

10130 50500 Labor-Regu	718,346	0	718,346	132,690.20	.00	585,655.80	18.5%
10130 51000 Labor-OT	0	0	0	30,434.83	.00	-30,434.83	100.0%*
10130 52000 Labor-Vaca	50,000	0	50,000	112,213.47	.00	-62,213.47	224.4%*
10130 52100 Labor-Holi	0	0	0	14,768.88	.00	-14,768.88	100.0%*
10130 53000 Labor-Sick	0	0	0	2,627.56	.00	-2,627.56	100.0%*
10130 54000 Labor-Othe	2,000	0	2,000	2,441.20	.00	-441.20	122.1%*
10130 55000 Labor-Allo	2,550	0	2,550	7,325.00	.00	-4,775.00	287.3%*
10130 56000 Labor-Heal	0	25,839	25,839	19,660.67	.00	6,178.15	76.1%
10130 58000 Associated	171,410	0	171,410	62,790.05	.00	108,619.95	36.6%
10130 58100 Associated	54,645	1,977	56,622	31,861.70	.00	24,759.97	56.3%
10130 58200 Associated	147,521	0	147,521	65,692.03	.00	81,828.97	44.5%
10130 58300 Associated	17,410	0	17,410	7,712.73	.00	9,697.27	44.3%
10130 58900 Associated	80	0	80	27.60	.00	52.40	34.5%
10130 61200 ConProf-Ge	57,230	0	57,230	26,879.82	13,086.21	17,263.97	69.8%
10130 64225 Ops-Fire E	125,000	0	125,000	111,578.55	41,048.91	-27,627.46	122.1%*
10130 64275 Ops-Fire H	7,000	0	7,000	6,305.88	.00	694.12	90.1%
10130 64300 Ops-Fire P	7,000	0	7,000	5,332.16	.00	1,667.84	76.2%
10130 64475 Ops-Materi	230,000	-1,476	228,524	98,758.16	2,568.39	127,197.60	44.3%
10130 64575 Ops-PPE	60,000	0	60,000	72,398.57	12,384.00	-24,782.57	141.3%*
10130 64600 Ops-Postag	1,000	0	1,000	666.06	360.58	-26.64	102.7%*
10130 64650 Ops-Recrui	0	0	0	398.00	.00	-398.00	100.0%*
10130 64675 Ops-Safety	1,000	0	1,000	.00	.00	1,000.00	.0%
10130 64775 Ops-Tools	20,000	20,000	40,000	57,945.43	525.80	-18,471.23	146.2%*
10130 64800 Ops-Unifor	70,000	0	70,000	64,985.82	1,346.62	3,667.56	94.8%
10130 64825 Ops-Vehicl	100,000	0	100,000	97,769.76	216.94	2,013.30	98.0%
10130 64990 Ops-Misc	5,000	0	5,000	.00	.00	5,000.00	.0%
10130 65000 Maint-Buil	130,000	-4,930	125,070	58,121.56	5,364.49	61,583.95	50.8%
10130 65050 Maint-Equi	40,000	0	40,000	29,589.78	515.02	9,895.20	75.3%
10130 65550 Maint-Vehi	120,000	0	120,000	215,777.77	27,234.00	-123,011.77	202.5%*
10130 65900 Maint-Misc	0	0	0	1,918.97	.00	-1,918.97	100.0%*
10130 66000 Empl-Dues	6,300	0	6,300	2,425.15	.00	3,874.85	38.5%
10130 66100 Empl-Train	62,000	0	62,000	52,829.11	10,109.08	-938.19	101.5%*
10130 66200 Empl-Per D	25,000	0	25,000	482.89	.00	24,517.11	1.9%
10130 66400 Empl-Trans	1,000	0	1,000	345.10	.00	654.90	34.5%
10130 66500 Empl-Perso	20,000	0	20,000	3,973.51	1,239.42	14,787.07	26.1%
10130 67100 Util-Elect	25,000	38,000	63,000	31,345.98	17,471.24	14,182.78	77.5%
10130 67200 Util-Gas	12,000	3,000	15,000	20,843.20	4,156.80	-10,000.00	166.7%*
10130 67400 Util-Telep	32,000	37,000	69,000	45,508.21	28,685.18	-5,193.39	107.5%*
10130 67500 Util-Water	25,000	2,000	27,000	19,096.87	5,903.13	2,000.00	92.6%
10130 80200 Cap-Buildi	0	4,476	4,476	4,475.85	.00	.00	100.0%

YEAR-TO-DATE BUDGET REPORT

FOR 2023 10							
ACCOUNTS FOR:	ORIGINAL	TRANFRS/	REVISED			AVAILABLE	PCT
101 General Fund	APPROP	ADJSTMTS	BUDGET	YTD ACTUAL	ENCUMBRANCES	BUDGET	USE/COL
10130 80300 Cap-Improv	0	29,075	29,075	29,041.69	.00	33.31	99.9%
10130 80500 Cap-Equipm	266,000	15,925	281,925	272,727.24	.00	9,197.76	96.7%
TOTAL Fire - Admin	2,611,492	170,885	2,782,377	1,821,767.01	172,215.81	788,394.67	71.7%

YEAR-TO-DATE BUDGET REPORT

FOR 2023 10

ACCOUNTS FOR:	ORIGINAL APPROP	TRANFRS/ADJSTMTS	REVISED BUDGET	YTD ACTUAL	ENCUMBRANCES	AVAILABLE BUDGET	PCT USE/COL
101 General Fund							
<b>10131 Fire - Operations</b>							
10131 66200 Empl-Per D	0	0	0	59.00	.00	-59.00	100.0%*
TOTAL Fire - Operations	0	0	0	59.00	.00	-59.00	100.0%

YEAR-TO-DATE BUDGET REPORT

FOR 2023 10							
ACCOUNTS FOR:	ORIGINAL	TRANFRS/	REVISED			AVAILABLE	PCT
101 General Fund	APPROP	ADJSTMTS	BUDGET	YTD ACTUAL	ENCUMBRANCES	BUDGET	USE/COL
<b>10133 Fire - Suppression</b>							
10133 50500 Labor-Regu	4,882,188	0	4,882,188	3,892,170.82	.00	990,017.18	79.7%
10133 51000 Labor-OT	1,442,261	0	1,442,261	1,119,509.13	.00	322,751.87	77.6%
10133 51100 Labor-DT	144,991	0	144,991	185,048.88	.00	-40,057.88	127.6%*
10133 52000 Labor-Vaca	0	0	0	34,542.70	.00	-34,542.70	100.0%*
10133 53000 Labor-Sick	0	0	0	243.06	.00	-243.06	100.0%*
10133 54000 Labor-Othe	15,000	0	15,000	9,242.80	.00	5,757.20	61.6%
10133 55000 Labor-Allo	30,550	0	30,550	24,000.00	.00	6,550.00	78.6%
10133 56000 Labor-Heal	0	275,057	275,057	263,745.68	.00	11,311.79	95.9%
10133 58000 Associated	1,172,972	0	1,172,972	846,650.27	.00	326,321.73	72.2%
10133 58100 Associated	473,588	18,668	492,256	396,381.71	.00	95,874.26	80.5%
10133 58200 Associated	1,176,657	0	1,176,657	935,188.84	.00	241,468.16	79.5%
10133 58300 Associated	122,084	0	122,084	97,374.49	.00	24,709.51	79.8%
10133 58900 Associated	600	0	600	402.50	.00	197.50	67.1%
10133 66500 Empl-Perso	0	0	0	4,338.31	.00	-4,338.31	100.0%*
<b>TOTAL Fire - Suppression</b>	<b>9,460,891</b>	<b>293,725</b>	<b>9,754,616</b>	<b>7,808,839.19</b>	<b>.00</b>	<b>1,945,777.25</b>	<b>80.1%</b>

YEAR-TO-DATE BUDGET REPORT

FOR 2023 10								
ACCOUNTS FOR:	ORIGINAL	TRANFRS/	REVISED	YTD ACTUAL	ENCUMBRANCES	AVAILABLE	PCT	
101 General Fund	APPROP	ADJSTMTS	BUDGET			BUDGET	USE/COL	
<b>10134 Fire - PFA</b>								
10134 50500 Labor-Regu	284,106	0	284,106	185,770.02	.00	98,335.98	65.4%	
10134 51000 Labor-OT	0	0	0	3,936.01	.00	-3,936.01	100.0%*	
10134 51100 Labor-DT	0	0	0	275.76	.00	-275.76	100.0%*	
10134 52000 Labor-Vaca	0	0	0	20,506.81	.00	-20,506.81	100.0%*	
10134 52100 Labor-Holi	0	0	0	11,465.76	.00	-11,465.76	100.0%*	
10134 53000 Labor-Sick	0	0	0	9,941.42	.00	-9,941.42	100.0%*	
10134 54000 Labor-Othe	1,000	0	1,000	6,007.50	.00	-5,007.50	600.8%*	
10134 55000 Labor-Allo	8,784	0	8,784	7,320.00	.00	1,464.00	83.3%	
10134 56000 Labor-Heal	0	18,534	18,534	18,534.45	.00	.00	100.0%	
10134 58000 Associated	71,721	0	71,721	50,571.20	.00	21,149.80	70.5%	
10134 58100 Associated	20,391	1,418	21,809	18,719.87	.00	3,089.02	85.8%	
10134 58200 Associated	29,265	0	29,265	23,368.17	.00	5,896.83	79.9%	
10134 58300 Associated	5,684	0	5,684	4,553.65	.00	1,130.35	80.1%	
10134 58900 Associated	40	0	40	27.60	.00	12.40	69.0%	
10134 64575 Ops-PPE	0	0	0	23.52	.00	-23.52	100.0%*	
10134 64800 Ops-Unifor	0	0	0	264.00	.00	-264.00	100.0%*	
10134 65000 Maint-Buil	0	0	0	1,026.85	.00	-1,026.85	100.0%*	
<b>TOTAL Fire - PFA</b>	<b>420,991</b>	<b>19,952</b>	<b>440,943</b>	<b>362,312.59</b>	<b>.00</b>	<b>78,630.75</b>	<b>82.2%</b>	

YEAR-TO-DATE BUDGET REPORT

FOR 2023 10

ACCOUNTS FOR:	ORIGINAL	TRANFRS/	REVISED	YTD	ENCUMBRANCES	AVAILABLE	PCT
101 General Fund	APPROP	ADJSTMNTS	BUDGET	ACTUAL		BUDGET	USE/COL

10140 Community Development

10140 50500 Labor-Regu	312,334	0	312,334	133,900.06	.00	178,433.94	42.9%
10140 51000 Labor-OT	0	0	0	3,150.38	.00	-3,150.38	100.0%*
10140 52000 Labor-Vaca	0	0	0	12,549.62	.00	-12,549.62	100.0%*
10140 52100 Labor-Holi	0	0	0	7,760.48	.00	-7,760.48	100.0%*
10140 53000 Labor-Sick	0	0	0	1,183.52	.00	-1,183.52	100.0%*
10140 54000 Labor-Othe	750	0	750	250.00	.00	500.00	33.3%
10140 55000 Labor-Allo	1,050	0	1,050	6,625.00	.00	-5,575.00	631.0%*
10140 56000 Labor-Heal	0	4,135	4,135	2,685.58	.00	1,449.91	64.9%
10140 58000 Associated	42,062	0	42,062	10,970.32	.00	31,091.68	26.1%
10140 58100 Associated	23,480	316	23,796	12,511.01	.00	11,285.35	52.6%
10140 58200 Associated	32,172	0	32,172	15,865.26	.00	16,306.74	49.3%
10140 58300 Associated	6,248	0	6,248	3,093.98	.00	3,154.02	49.5%
10140 58900 Associated	30	0	30	14.19	.00	15.81	47.3%
10140 61200 ConProf-Ge	151,800	-7,000	144,800	22,343.40	33,257.65	89,198.95	38.4%
10140 61900 ConProf-Mi	0	0	0	22,809.90	23,899.50	-46,709.40	100.0%*
10140 64475 Ops-Materi	5,000	0	5,000	12,452.66	2,118.94	-9,571.60	291.4%*
10140 64600 Ops-Postag	200	0	200	109.22	200.00	-109.22	154.6%*
10140 64800 Ops-Unifor	500	0	500	.00	.00	500.00	.0%
10140 64825 Ops-Vehicl	300	0	300	503.19	68.56	-271.75	190.6%*
10140 64990 Ops-Misc	0	0	0	159.48	.00	-159.48	100.0%*
10140 65000 Maint-Buil	10,000	0	10,000	237.91	6,027.49	3,734.60	62.7%
10140 65150 Maint-Hala	7,500	0	7,500	3,806.48	1,461.73	2,231.79	70.2%
10140 65200 Maint-Leas	100,000	-15,000	85,000	9,861.14	2,274.76	72,864.10	14.3%
10140 65550 Maint-Vehi	100	0	100	15.98	.00	84.02	16.0%
10140 66000 Empl-Dues	1,700	0	1,700	753.00	410.00	537.00	68.4%
10140 66100 Empl-Train	2,000	0	2,000	620.00	125.00	1,255.00	37.3%
10140 66200 Empl-Per D	1,500	0	1,500	670.27	.00	829.73	44.7%
10140 66300 Empl-Milea	1,500	0	1,500	186.37	.00	1,313.63	12.4%
10140 66400 Empl-Trans	1,000	0	1,000	68.58	.00	931.42	6.9%
10140 66500 Empl-Perso	100	0	100	110.00	.00	-10.00	110.0%*
10140 66900 Empl-Misc	0	0	0	68.67	.00	-68.67	100.0%*
10140 67100 Util-Elect	7,000	0	7,000	7,072.58	4,494.87	-4,567.45	165.2%*
10140 67200 Util-Gas	500	0	500	5,384.91	2,957.71	-7,842.62	1668.5%*
10140 67400 Util-Telep	1,500	0	1,500	4,551.56	3,327.84	-6,379.40	525.3%*
10140 67500 Util-Water	1,500	0	1,500	1,349.08	550.92	-400.00	126.7%*
10140 80300 Cap-Improv	260,967	0	260,967	39,177.42	86,731.63	135,057.98	48.2%
10140 80500 Cap-Equipm	66,000	0	66,000	52,283.28	13,716.72	.00	100.0%
<b>TOTAL Community Development</b>	<b>1,038,793</b>	<b>-17,548</b>	<b>1,021,245</b>	<b>395,154.48</b>	<b>181,623.32</b>	<b>444,467.08</b>	<b>56.5%</b>



YEAR-TO-DATE BUDGET REPORT

FOR 2023 10								
ACCOUNTS FOR:	ORIGINAL	TRANFRS/	REVISED	YTD	ENCUMBRANCES	AVAILABLE	PCT	
101 General Fund	APPROP	ADJSTMNTS	BUDGET	ACTUAL		BUDGET	USE/COL	
<b>10141 Library</b>								
10141 50500 Labor-Regu	544,860	0	544,860	355,226.90	.00	189,633.10	65.2%	
10141 51000 Labor-OT	0	0	0	1,201.70	.00	-1,201.70	100.0%*	
10141 52000 Labor-Vaca	0	0	0	10,583.47	.00	-10,583.47	100.0%*	
10141 52100 Labor-Holi	0	0	0	16,408.16	.00	-16,408.16	100.0%*	
10141 53000 Labor-Sick	0	0	0	17,039.92	.00	-17,039.92	100.0%*	
10141 54000 Labor-Othe	1,750	0	1,750	829.00	.00	921.00	47.4%	
10141 55000 Labor-Allo	3,324	0	3,324	2,812.90	.00	511.10	84.6%	
10141 56000 Labor-Heal	0	16,168	16,168	16,168.10	.00	.00	100.0%	
10141 58000 Associated	97,247	0	97,247	53,810.72	.00	43,436.28	55.3%	
10141 58100 Associated	40,158	1,237	41,395	30,693.26	.00	10,701.60	74.1%	
10141 58200 Associated	44,908	0	44,908	34,149.99	.00	10,758.01	76.0%	
10141 58300 Associated	8,722	0	8,722	6,656.61	.00	2,065.39	76.3%	
10141 58900 Associated	150	0	150	94.30	.00	55.70	62.9%	
10141 61200 ConProf-Ge	27,000	10,255	37,255	29,324.46	4,616.76	3,313.50	91.1%	
10141 64075 Ops-Books	75,180	1,000	76,180	69,754.29	13,349.45	-6,923.74	109.1%*	
10141 64115 Ops-Comp H	3,500	0	3,500	1,334.42	.00	2,165.58	38.1%	
10141 64430 Ops-Librar	22,100	0	22,100	.00	.00	22,100.00	.0%	
10141 64475 Ops-Materi	45,000	2,000	47,000	36,942.48	2,616.32	7,441.20	84.2%	
10141 64600 Ops-Postag	4,500	0	4,500	4,500.00	.00	.00	100.0%	
10141 64800 Ops-Unifor	200	0	200	.00	.00	200.00	.0%	
10141 65000 Maint-Buil	10,000	0	10,000	9,651.35	2,915.60	-2,566.95	125.7%*	
10141 65050 Maint-Equi	4,500	0	4,500	3,127.35	224.25	1,148.40	74.5%	
10141 66000 Empl-Dues	2,500	0	2,500	1,906.00	120.00	474.00	81.0%	
10141 66100 Empl-Train	500	0	500	862.00	.00	-362.00	172.4%*	
10141 66200 Empl-Per D	500	0	500	18.00	.00	482.00	3.6%	
10141 66500 Empl-Perso	1,000	0	1,000	550.95	.00	449.05	55.1%	
10141 67100 Util-Elect	25,000	16,000	41,000	31,257.64	6,884.67	2,857.69	93.0%	
10141 67200 Util-Gas	6,000	2,000	8,000	8,331.67	2,468.33	-2,800.00	135.0%*	
10141 67400 Util-Telep	6,300	1,000	7,300	5,921.93	2,686.40	-1,308.33	117.9%*	
10141 67500 Util-Water	20,000	1,000	21,000	19,937.86	7,162.14	-6,100.00	129.0%*	
10141 80500 Cap-Equipm	60,591	-10,000	50,591	6,851.84	.00	43,739.35	13.5%	
<b>TOTAL Library</b>	<b>1,055,490</b>	<b>40,660</b>	<b>1,096,150</b>	<b>775,947.27</b>	<b>43,043.92</b>	<b>277,158.68</b>	<b>74.7%</b>	

YEAR-TO-DATE BUDGET REPORT

FOR 2023 10							
ACCOUNTS FOR:	ORIGINAL	TRANFRS/	REVISED			AVAILABLE	PCT
101 General Fund	APPROP	ADJSTMTS	BUDGET	YTD ACTUAL	ENCUMBRANCES	BUDGET	USE/COL
<b>10142 Museum</b>							
10142 50500 Labor-Regu	205,002	0	205,002	141,242.98	.00	63,759.02	68.9%
10142 51000 Labor-OT	0	0	0	2,462.40	.00	-2,462.40	100.0%*
10142 52000 Labor-Vaca	0	0	0	24,209.44	.00	-24,209.44	100.0%*
10142 52100 Labor-Holi	0	0	0	7,836.15	.00	-7,836.15	100.0%*
10142 53000 Labor-Sick	0	0	0	9,124.09	.00	-9,124.09	100.0%*
10142 54000 Labor-Othe	750	0	750	312.50	.00	437.50	41.7%
10142 55000 Labor-Allo	750	0	750	562.50	.00	187.50	75.0%
10142 56000 Labor-Heal	0	6,178	6,178	6,178.15	.00	.00	100.0%
10142 58000 Associated	24,091	0	24,091	19,535.12	.00	4,555.88	81.1%
10142 58100 Associated	15,161	473	15,634	14,165.28	.00	1,468.35	90.6%
10142 58200 Associated	21,117	0	21,117	16,985.42	.00	4,131.58	80.4%
10142 58300 Associated	4,102	0	4,102	3,312.99	.00	789.01	80.8%
10142 58900 Associated	40	0	40	25.30	.00	14.70	63.3%
10142 61200 ConProf-Ge	20,000	2,000	22,000	24,058.19	4,437.09	-6,495.28	129.5%*
10142 64175 Ops-Exhibi	70,000	0	70,000	18,649.08	38,046.98	13,303.94	81.0%
10142 64475 Ops-Materi	6,300	0	6,300	27,984.86	5,230.20	-26,915.06	527.2%*
10142 64600 Ops-Postag	100	0	100	8.58	.00	91.42	8.6%
10142 65000 Maint-Buil	8,000	0	8,000	3,543.25	3,489.35	967.40	87.9%
10142 65050 Maint-Equi	100	0	100	.00	.00	100.00	.0%
10142 65100 Maint-Fine	10,000	0	10,000	149.40	.00	9,850.60	1.5%
10142 66000 Empl-Dues	11,800	0	11,800	501.35	718.00	10,580.65	10.3%
10142 66100 Empl-Train	600	0	600	499.00	499.00	-398.00	166.3%*
10142 66200 Empl-Per D	800	0	800	334.20	.00	465.80	41.8%
10142 66500 Empl-Perso	400	0	400	111.01	.00	288.99	27.8%
10142 67400 Util-Telep	2,000	0	2,000	627.51	229.98	1,142.51	42.9%
10142 80500 Cap-Equipm	110,000	15,000	125,000	25,000.00	.00	100,000.00	20.0%
<b>TOTAL Museum</b>	<b>511,113</b>	<b>23,651</b>	<b>534,764</b>	<b>347,418.75</b>	<b>52,650.60</b>	<b>134,694.43</b>	<b>74.8%</b>

YEAR-TO-DATE BUDGET REPORT

FOR 2023 10

ACCOUNTS FOR:	ORIGINAL APPROP	TRANFRS/ ADJSTMTS	REVISED BUDGET	YTD ACTUAL	ENCUMBRANCES	AVAILABLE BUDGET	PCT USE/COL
---------------	-----------------	-------------------	----------------	------------	--------------	------------------	-------------

10143 Performing Arts Center

10143 61200 ConProf-Ge	12,000	0	12,000	8,985.02	2,019.38	995.60	91.7%
10143 64475 Ops-Materi	6,000	0	6,000	3,246.68	385.00	2,368.32	60.5%
10143 64775 Ops-Tools	0	0	0	1,236.69	.00	-1,236.69	100.0%*
10143 65000 Maint-Buil	10,000	0	10,000	4,876.80	288.43	4,834.77	51.7%
10143 65050 Maint-Equi	2,000	0	2,000	.00	.00	2,000.00	.0%
10143 65350 Maint-Serv	0	0	0	.00	2,488.03	-2,488.03	100.0%*
10143 67100 Util-Elect	21,000	30,000	51,000	29,852.14	20,018.20	1,129.66	97.8%
10143 67200 Util-Gas	8,000	0	8,000	9,021.61	1,978.39	-3,000.00	137.5%*
10143 67400 Util-Telep	2,000	0	2,000	1,667.45	348.55	-16.00	100.8%*
10143 67500 Util-Water	9,000	0	9,000	7,673.11	4,576.89	-3,250.00	136.1%*
10143 80300 Cap-Improv	90,000	0	90,000	.00	.00	90,000.00	.0%
10143 80500 Cap-Equipm	171,994	0	171,994	123,165.73	22,569.07	26,259.59	84.7%
<b>TOTAL Performing Arts Center</b>	<b>331,994</b>	<b>30,000</b>	<b>361,994</b>	<b>189,725.23</b>	<b>54,671.94</b>	<b>117,597.22</b>	<b>67.5%</b>

YEAR-TO-DATE BUDGET REPORT

FOR 2023 10

ACCOUNTS FOR:	ORIGINAL APPROP	TRANFRS/ADJSTMTS	REVISED BUDGET	YTD ACTUAL	ENCUMBRANCES	AVAILABLE BUDGET	PCT USE/COL
---------------	-----------------	------------------	----------------	------------	--------------	------------------	-------------

10144 Airport

10144 50500 Labor-Regu	259,655	0	259,655	157,894.47	.00	101,760.53	60.8%
10144 51000 Labor-OT	23,151	0	23,151	8,843.81	.00	14,307.19	38.2%
10144 51100 Labor-DT	0	0	0	2,183.24	.00	-2,183.24	100.0%*
10144 52000 Labor-Vaca	0	0	0	39,495.24	.00	-39,495.24	100.0%*
10144 52100 Labor-Holi	0	0	0	9,533.04	.00	-9,533.04	100.0%*
10144 53000 Labor-Sick	0	0	0	6,205.47	.00	-6,205.47	100.0%*
10144 54000 Labor-Othe	1,000	0	1,000	1,725.04	.00	-725.04	172.5%*
10144 55000 Labor-Allo	4,884	0	4,884	3,624.80	.00	1,259.20	74.2%
10144 56000 Labor-Heal	0	2,909	2,909	7,044.87	.00	-4,135.49	242.1%*
10144 58000 Associated	28,912	0	28,912	13,810.14	.00	15,101.86	47.8%
10144 58100 Associated	21,260	205	21,465	17,767.16	.00	3,698.29	82.8%
10144 58200 Associated	26,747	0	26,747	18,690.60	.00	8,056.40	69.9%
10144 58300 Associated	5,195	0	5,195	3,643.69	.00	1,551.31	70.1%
10144 58900 Associated	40	0	40	25.30	.00	14.70	63.3%
10144 61200 ConProf-Ge	21,200	0	21,200	3,919.10	.00	17,280.90	18.5%
10144 61900 ConProf-Mi	0	0	0	15,790.56	4,790.73	-20,581.29	100.0%*
10144 63300 Fees-Publi	200	0	200	.00	.00	200.00	.0%
10144 64425 Ops-Landsc	0	8,000	8,000	1,722.33	.00	6,277.67	21.5%
10144 64475 Ops-Materi	25,000	0	25,000	13,373.99	1,949.73	9,676.28	61.3%
10144 64600 Ops-Postag	200	0	200	.81	.00	199.19	.4%
10144 64800 Ops-Unifor	1,000	0	1,000	1,958.05	.00	-958.05	195.8%*
10144 64825 Ops-Vehicl	13,000	0	13,000	8,778.34	2,826.42	1,395.24	89.3%
10144 65000 Maint-Buil	10,000	0	10,000	5,121.50	.00	4,878.50	51.2%
10144 65050 Maint-Equi	10,000	0	10,000	2,345.72	501.02	7,153.26	28.5%
10144 65550 Maint-Vehi	1,700	0	1,700	869.07	71.96	758.97	55.4%
10144 66000 Empl-Dues	200	0	200	2,060.00	.00	-1,860.00	1030.0%*
10144 66100 Empl-Train	800	0	800	880.00	400.00	-480.00	160.0%*
10144 66200 Empl-Per D	500	0	500	.00	.00	500.00	.0%
10144 66400 Empl-Trans	0	0	0	158.00	.00	-158.00	100.0%*
10144 66500 Empl-Perso	900	0	900	399.39	.00	500.61	44.4%
10144 67000 Util-Airfi	14,000	0	14,000	.00	.00	14,000.00	.0%
10144 67100 Util-Elect	10,000	0	10,000	24,553.43	7,446.57	-22,000.00	320.0%*
10144 67200 Util-Gas	2,000	0	2,000	2,764.88	2,235.12	-3,000.00	250.0%*
10144 67400 Util-Telep	1,700	0	1,700	1,343.81	556.19	-200.00	111.8%*
10144 67500 Util-water	8,000	0	8,000	5,045.48	2,454.52	500.00	93.8%
10144 80300 Cap-Improv	15,000	-3,000	12,000	11,716.13	.00	283.87	97.6%
10144 80400 Cap-Infras	50,000	0	50,000	.00	.00	50,000.00	.0%
10144 80500 Cap-Equipm	340,950	2,500	343,450	5,770.26	212,842.51	124,837.23	63.7%
<b>TOTAL Airport</b>	<b>897,194</b>	<b>10,615</b>	<b>907,809</b>	<b>399,057.72</b>	<b>236,074.77</b>	<b>272,676.34</b>	<b>70.0%</b>

YEAR-TO-DATE BUDGET REPORT

FOR 2023 10			ORIGINAL	TRANFRS/	REVISED	YTD ACTUAL	ENCUMBRANCES	AVAILABLE	PCT
ACCOUNTS FOR:	General Fund	APPROX	ADJSTMTS	BUDGET			BUDGET	USE/COL	
<b>10145 Riverwalk Recreation</b>									
10145	50500	Labor-Regu	465,539	0	465,539	305,148.58	.00	160,390.42	65.5%
10145	51000	Labor-OT	0	0	0	1,435.63	.00	-1,435.63	100.0%*
10145	52000	Labor-Vaca	0	0	0	13,805.52	.00	-13,805.52	100.0%*
10145	52100	Labor-Holi	0	0	0	11,195.44	.00	-11,195.44	100.0%*
10145	53000	Labor-Sick	0	0	0	6,399.55	.00	-6,399.55	100.0%*
10145	54000	Labor-Othe	1,500	0	1,500	750.00	.00	750.00	50.0%
10145	55000	Labor-Allo	750	0	750	625.00	.00	125.00	83.3%
10145	56000	Labor-Heal	0	4,700	4,700	4,699.77	.00	.00	100.0%
10145	58000	Associated	22,076	0	22,076	14,618.42	.00	7,457.58	66.2%
10145	58100	Associated	35,078	205	35,283	25,682.33	.00	9,601.12	72.8%
10145	58200	Associated	30,410	0	30,410	24,059.70	.00	6,350.30	79.1%
10145	58300	Associated	5,905	0	5,905	4,692.37	.00	1,212.63	79.5%
10145	58900	Associated	180	0	180	96.60	.00	83.40	53.7%
10145	61200	ConProf-Ge	11,850	0	11,850	2,348.30	2,469.65	7,032.05	40.7%
10145	61900	ConProf-Mi	0	0	0	851.99	1,048.01	-1,900.00	100.0%*
10145	64475	Ops-Materi	50,000	0	50,000	35,092.85	5,356.10	9,551.05	80.9%
10145	64800	Ops-Unifor	1,000	0	1,000	.00	.00	1,000.00	.0%
10145	64825	Ops-Vehicl	500	0	500	.00	.00	500.00	.0%
10145	65000	Maint-Buil	25,000	0	25,000	13,000.56	5,777.78	6,221.66	75.1%
10145	65050	Maint-Equi	10,000	0	10,000	831.35	8,441.32	727.33	92.7%
10145	65550	Maint-Vehi	500	0	500	.00	.00	500.00	.0%
10145	66000	Empl-Dues	300	0	300	.00	.00	300.00	.0%
10145	66100	Empl-Train	1,000	0	1,000	.00	.00	1,000.00	.0%
10145	66300	Empl-Milea	500	0	500	.00	.00	500.00	.0%
10145	66500	Empl-Perso	500	0	500	109.97	.00	390.03	22.0%
10145	67100	Util-Elect	26,000	0	26,000	22,472.50	14,751.92	-11,224.42	143.2%*
10145	67200	Util-Gas	10,000	0	10,000	15,036.22	1,380.39	-6,416.61	164.2%*
10145	67400	Util-Telep	3,800	0	3,800	1,983.09	408.56	1,408.35	62.9%
10145	67500	Util-Water	18,000	0	18,000	14,636.35	11,363.65	-8,000.00	144.4%*
10145	80200	Cap-Buildi	331,207	0	331,207	44,677.83	68,689.81	217,839.02	34.2%
10145	80300	Cap-Improv	433,363	0	433,363	.00	81,788.00	351,575.00	18.9%
TOTAL Riverwalk Recreation			1,484,958	4,905	1,489,863	564,249.92	201,475.19	724,137.77	51.4%

YEAR-TO-DATE BUDGET REPORT

FOR 2023 10			ORIGINAL	TRANFRS/	REVISED	YTD ACTUAL	ENCUMBRANCES	AVAILABLE	PCT
ACCOUNTS FOR:	General Fund	APPROX	ADJSTMNTS	BUDGET			BUDGET	USE/COL	
<b>10146 Golf</b>									
10146	50500	Labor-Regu	790,052	40,464	830,516	504,023.42	.00	326,492.38	60.7%
10146	51000	Labor-OT	9,378	0	9,378	21,456.52	.00	-12,078.52	228.8%*
10146	51100	Labor-DT	0	0	0	1,284.20	.00	-1,284.20	100.0%*
10146	52000	Labor-Vaca	0	0	0	12,171.90	.00	-12,171.90	100.0%*
10146	52100	Labor-Holi	0	0	0	24,293.30	.00	-24,293.30	100.0%*
10146	53000	Labor-Sick	0	0	0	12,790.39	.00	-12,790.39	100.0%*
10146	54000	Labor-Othe	2,750	0	2,750	2,079.60	.00	670.40	75.6%
10146	55000	Labor-Allo	9,768	0	9,768	6,481.10	.00	3,286.90	66.4%
10146	56000	Labor-Heal	0	8,849	8,849	8,848.91	.00	.00	100.0%
10146	58000	Associated	88,352	0	88,352	65,937.58	.00	22,414.42	74.6%
10146	58100	Associated	61,392	3,654	65,046	43,807.18	.00	21,239.08	67.3%
10146	58200	Associated	72,487	0	72,487	52,853.72	.00	19,633.28	72.9%
10146	58300	Associated	14,080	0	14,080	10,304.85	.00	3,775.15	73.2%
10146	58900	Associated	170	0	170	83.38	.00	86.62	49.0%
10146	61200	ConProf-Ge	238,000	0	238,000	169,060.15	33,376.63	35,563.22	85.1%
10146	61900	ConProf-Mi	0	0	0	9,777.82	43,082.20	-52,860.02	100.0%*
10146	63250	Fees-Penal	100	0	100	.00	.00	100.00	.0%
10146	64475	Ops-Materi	65,000	3,232	68,232	78,447.88	12,054.19	-22,270.47	132.6%*
10146	64575	Ops-PPE	2,000	0	2,000	753.09	.00	1,246.91	37.7%
10146	64775	Ops-Tools	2,000	0	2,000	.00	.00	2,000.00	.0%
10146	64800	Ops-Unifor	700	0	700	2,717.11	.00	-2,017.11	388.2%*
10146	64825	Ops-Vehicl	15,000	0	15,000	14,140.29	859.71	.00	100.0%
10146	65000	Maint-Buil	6,700	0	6,700	2,302.14	2,336.72	2,061.14	69.2%
10146	65050	Maint-Equi	15,000	0	15,000	31,239.54	7,426.29	-23,665.83	257.8%*
10146	65250	Maint-Peco	1,000	0	1,000	.00	.00	1,000.00	.0%
10146	65500	Maint-Turf	95,000	0	95,000	31,420.20	1,213.00	62,366.80	34.4%
10146	65550	Maint-Vehi	2,200	0	2,200	3,235.62	180.00	-1,215.62	155.3%*
10146	66000	Empl-Dues	700	0	700	.00	.00	700.00	.0%
10146	66100	Empl-Train	1,000	0	1,000	.00	.00	1,000.00	.0%
10146	66200	Empl-Per D	300	0	300	.00	.00	300.00	.0%
10146	66500	Empl-Perso	1,000	0	1,000	1,100.89	255.48	-356.37	135.6%*
10146	67100	Util-Elect	35,000	20,000	55,000	40,181.43	12,972.19	1,846.38	96.6%
10146	67200	Util-Gas	3,000	0	3,000	3,427.09	1,272.91	-1,700.00	156.7%*
10146	67400	Util-Telep	5,500	0	5,500	.00	.00	5,500.00	.0%
10146	67500	Util-Water	6,000	0	6,000	4,508.51	1,991.49	-500.00	108.3%*
10146	80300	Cap-Improv	625,000	325,000	950,000	1,505.29	194,368.64	754,126.07	20.6%
10146	80500	Cap-Equipm	111,178	4,268	115,446	69,531.40	45,915.00	.00	100.0%
TOTAL Golf			2,279,807	405,467	2,685,274	1,229,764.50	357,304.45	1,098,205.02	59.1%

YEAR-TO-DATE BUDGET REPORT

FOR 2023 10

ACCOUNTS FOR:	ORIGINAL APPROP	TRANFRS/ADJSTMTS	REVISED BUDGET	YTD ACTUAL	ENCUMBRANCES	AVAILABLE BUDGET	PCT USE/COL
101 General Fund							
<b>10147 Water Park</b>							
10147 50500 Labor-Regu	288,790	0	288,790	197,722.98	.00	91,067.02	68.5%
10147 51000 Labor-OT	44,732	0	44,732	9,738.00	.00	34,994.00	21.8%
10147 52000 Labor-Vaca	0	0	0	107.22	.00	-107.22	100.0%*
10147 52100 Labor-Holi	0	0	0	3,145.12	.00	-3,145.12	100.0%*
10147 53000 Labor-Sick	0	0	0	142.96	.00	-142.96	100.0%*
10147 54000 Labor-Othe	250	0	250	125.00	.00	125.00	50.0%
10147 56000 Labor-Heal	0	2,014	2,014	2,014.19	.00	.00	100.0%
10147 58000 Associated	10,497	0	10,497	8,540.38	.00	1,956.62	81.4%
10147 58100 Associated	35,820	0	35,820	15,944.66	.00	19,875.34	44.5%
10147 58200 Associated	7,952	0	7,952	6,421.62	.00	1,530.38	80.8%
10147 58300 Associated	1,544	0	1,544	1,252.29	.00	291.71	81.1%
10147 58900 Associated	300	0	300	57.50	.00	242.50	19.2%
10147 61200 ConProf-Ge	33,000	0	33,000	2,788.04	4,281.24	25,930.72	21.4%
10147 61900 ConProf-Mi	0	0	0	512.40	193.88	-706.28	100.0%*
10147 64125 Ops-Conces	5,000	0	5,000	5,752.93	.00	-752.93	115.1%*
10147 64475 Ops-Materi	41,500	0	41,500	6,792.84	116.02	34,591.14	16.6%
10147 64600 Ops-Postag	0	0	0	73.58	.00	-73.58	100.0%*
10147 64800 Ops-Unifor	3,400	0	3,400	1,197.43	1,104.00	1,098.57	67.7%
10147 65000 Maint-Buil	15,000	0	15,000	11,501.22	8,692.86	-5,194.08	134.6%*
10147 65050 Maint-Equi	15,000	0	15,000	2,675.60	78.00	12,246.40	18.4%
10147 65300 Maint-Pool	25,000	0	25,000	20,329.19	834.00	3,836.81	84.7%
10147 66100 Empl-Train	1,200	0	1,200	1,800.00	.00	-600.00	150.0%*
10147 66500 Empl-Perso	500	0	500	110.00	1,665.60	-1,275.60	355.1%*
10147 67100 Util-Elect	20,700	0	20,700	21,423.04	5,617.69	-6,340.73	130.6%*
10147 67200 Util-Gas	2,000	0	2,000	744.81	4,255.19	-3,000.00	250.0%*
10147 67400 Util-Telep	4,100	0	4,100	4,253.25	952.75	-1,106.00	127.0%*
10147 67500 Util-Water	13,000	0	13,000	11,939.21	8,060.79	-7,000.00	153.8%*
<b>TOTAL Water Park</b>	<b>569,285</b>	<b>2,014</b>	<b>571,299</b>	<b>337,105.46</b>	<b>35,852.02</b>	<b>198,341.71</b>	<b>65.3%</b>

YEAR-TO-DATE BUDGET REPORT

FOR 2023 10

ACCOUNTS FOR:	ORIGINAL	TRANFRS/	REVISED	YTD ACTUAL	ENCUMBRANCES	AVAILABLE	PCT
101 General Fund	APPROP	ADJSTMNTS	BUDGET			BUDGET	USE/COL

10148 Sr. Rec - San Jose

10148 50500 Labor-Regu	184,312	0	184,312	118,625.47	.00	65,686.53	64.4%
10148 52000 Labor-Vaca	0	0	0	5,088.48	.00	-5,088.48	100.0%*
10148 52100 Labor-Holi	0	0	0	5,228.16	.00	-5,228.16	100.0%*
10148 53000 Labor-Sick	0	0	0	3,897.36	.00	-3,897.36	100.0%*
10148 54000 Labor-Othe	750	0	750	250.00	.00	500.00	33.3%
10148 55000 Labor-Allo	750	0	750	625.00	.00	125.00	83.3%
10148 56000 Labor-Heal	0	5,371	5,371	5,371.16	.00	.00	100.0%
10148 58000 Associated	20,994	0	20,994	17,080.76	.00	3,913.24	81.4%
10148 58100 Associated	13,618	411	14,029	10,153.06	.00	3,875.83	72.4%
10148 58200 Associated	14,656	0	14,656	10,099.30	.00	4,556.70	68.9%
10148 58300 Associated	2,846	0	2,846	1,969.07	.00	876.93	69.2%
10148 58900 Associated	50	0	50	27.60	.00	22.40	55.2%
10148 60260 Insur-Prem	0	0	0	1,409.53	.00	-1,409.53	100.0%*
10148 61200 ConProf-Ge	1,270	0	1,270	.00	319.27	950.73	25.1%
10148 64475 Ops-Materi	10,000	0	10,000	209.47	.00	9,790.53	2.1%
10148 64600 Ops-Postag	0	0	0	1.06	.00	-1.06	100.0%*
10148 64775 Ops-Tools	0	-9,309	-9,309	.00	.00	-9,309.46	.0%*
10148 64825 Ops-Vehicl	300	0	300	.00	.00	300.00	.0%
10148 64875 Ops-Volunt	6,250	-6,250	0	.00	.00	.00	.0%
10148 65000 Maint-Buil	10,000	-8,573	1,427	1,300.28	.00	126.38	91.1%
10148 65050 Maint-Equi	600	-600	0	.00	.00	.00	.0%
10148 65550 Maint-Vehi	3,900	-267	3,633	.00	.00	3,632.80	.0%
10148 66000 Empl-Dues	200	0	200	.00	.00	200.00	.0%
10148 66100 Empl-Train	1,200	0	1,200	.00	.00	1,200.00	.0%
10148 66200 Empl-Per D	200	0	200	.00	.00	200.00	.0%
10148 66500 Empl-Perso	200	0	200	.00	.00	200.00	.0%
10148 67100 Util-Elect	9,400	0	9,400	9,023.98	1,945.02	-1,569.00	116.7%*
10148 67200 Util-Gas	3,500	0	3,500	1,993.73	2,006.27	-500.00	114.3%*
10148 67400 Util-Telep	3,900	0	3,900	.00	.00	3,900.00	.0%
10148 67500 Util-Water	4,000	0	4,000	.00	.00	4,000.00	.0%
<b>TOTAL Sr. Rec - San Jose</b>	<b>292,896</b>	<b>-19,218</b>	<b>273,678</b>	<b>192,353.47</b>	<b>4,270.56</b>	<b>77,054.02</b>	<b>71.8%</b>



YEAR-TO-DATE BUDGET REPORT

FOR 2023 10

ACCOUNTS FOR:	ORIGINAL	TRANFRS/	REVISED			AVAILABLE	PCT
101 General Fund	APPROP	ADJSTMTS	BUDGET	YTD ACTUAL	ENCUMBRANCES	BUDGET	USE/COL

10149 Sr. Rec - N. Mesa

10149 50500 Labor-Regu	177,776	0	177,776	129,421.05	.00	48,354.95	72.8%
10149 51000 Labor-OT	0	0	0	1,588.05	.00	-1,588.05	100.0%*
10149 52000 Labor-Vaca	0	0	0	4,240.31	.00	-4,240.31	100.0%*
10149 52100 Labor-Holi	0	0	0	4,929.68	.00	-4,929.68	100.0%*
10149 53000 Labor-Sick	0	0	0	2,662.93	.00	-2,662.93	100.0%*
10149 54000 Labor-Othe	500	0	500	250.00	.00	250.00	50.0%
10149 55000 Labor-Allo	750	0	750	625.00	.00	125.00	83.3%
10149 56000 Labor-Heal	0	5,371	5,371	2,685.58	.00	2,685.58	50.0%
10149 58000 Associated	10,762	0	10,762	11,692.13	.00	-930.13	108.6%*
10149 58100 Associated	13,344	411	13,755	10,815.65	.00	2,939.24	78.6%
10149 58200 Associated	12,813	0	12,813	10,477.74	.00	2,335.26	81.8%
10149 58300 Associated	2,489	0	2,489	2,043.64	.00	445.36	82.1%
10149 58900 Associated	40	0	40	27.21	.00	12.79	68.0%
10149 61200 ConProf-Ge	8,500	0	8,500	6,536.82	2,413.93	-450.75	105.3%*
10149 64475 Ops-Materi	25,000	1,500	26,500	22,145.40	4,944.17	-589.57	102.2%*
10149 64800 Ops-Unifor	300	0	300	.00	.00	300.00	.0%
10149 64825 Ops-Vehicl	100	0	100	20.00	80.00	.00	100.0%
10149 65000 Maint-Buil	10,000	6,367	16,367	15,648.72	3,884.56	-3,166.28	119.3%*
10149 65050 Maint-Equi	3,500	0	3,500	470.88	.00	3,029.12	13.5%
10149 65550 Maint-Vehi	100	0	100	.00	194.99	-94.99	195.0%*
10149 66100 Empl-Train	1,600	0	1,600	180.00	.00	1,420.00	11.3%
10149 66200 Empl-Per D	100	0	100	.00	.00	100.00	.0%
10149 66500 Empl-Perso	600	0	600	35.75	.00	564.25	6.0%
10149 67100 Util-Elect	10,000	7,000	17,000	12,063.35	4,200.84	735.81	95.7%
10149 67200 Util-Gas	3,000	0	3,000	3,964.10	735.90	-1,700.00	156.7%*
10149 67400 Util-Telep	4,500	0	4,500	3,747.38	748.62	4.00	99.9%
10149 67500 Util-Water	2,000	0	2,000	1,868.13	431.87	-300.00	115.0%*
<b>TOTAL Sr. Rec - N. Mesa</b>	<b>287,774</b>	<b>20,649</b>	<b>308,423</b>	<b>248,139.50</b>	<b>17,634.88</b>	<b>42,648.67</b>	<b>86.2%</b>

YEAR-TO-DATE BUDGET REPORT

FOR 2023 10								
ACCOUNTS FOR:	ORIGINAL	TRANFRS/	REVISED	YTD ACTUAL	ENCUMBRANCES	AVAILABLE	PCT	
101 General Fund	APPROP	ADJSTMTS	BUDGET			BUDGET	USE/COL	
<b>10150 Sr. Rec-Alejandro Ruiz</b>								
10150 60290 Insur-Misc	1,500	0	1,500	.00	.00	1,500.00	.0%	
10150 61200 ConProf-Ge	6,400	5,000	11,400	5,802.18	1,596.36	4,001.46	64.9%	
10150 61900 ConProf-Mi	0	0	0	4,784.46	.00	-4,784.46	100.0%*	
10150 64475 Ops-Materi	10,000	21,561	31,561	11,325.39	9,776.89	10,458.72	66.9%	
10150 64775 Ops-Tools	0	0	0	85.00	.00	-85.00	100.0%*	
10150 64825 Ops-Vehicl	300	0	300	139.36	160.64	.00	100.0%	
10150 64875 Ops-Volunt	6,250	6,250	12,500	3,375.00	.00	9,125.00	27.0%	
10150 65000 Maint-Buil	10,000	0	10,000	10,101.68	1,604.17	-1,705.85	117.1%*	
10150 65050 Maint-Equi	600	0	600	1,027.68	.00	-427.68	171.3%*	
10150 65550 Maint-Vehi	3,900	0	3,900	.00	.00	3,900.00	.0%	
10150 66000 Empl-Dues	200	0	200	.00	.00	200.00	.0%	
10150 66100 Empl-Train	1,200	0	1,200	.00	.00	1,200.00	.0%	
10150 66200 Empl-Per D	200	0	200	38.00	.00	162.00	19.0%	
10150 66500 Empl-Perso	200	0	200	.00	.00	200.00	.0%	
10150 67100 Util-Elect	9,400	10,000	19,400	11,978.22	3,635.69	3,786.09	80.5%	
10150 67200 Util-Gas	3,500	0	3,500	5,262.32	1,237.68	-3,000.00	185.7%*	
10150 67400 Util-Telep	4,500	6,000	10,500	9,511.77	911.23	77.00	99.3%	
10150 67500 Util-Water	400	14,000	14,400	10,977.54	2,422.46	1,000.00	93.1%	
10150 80300 Cap-Improv	597,676	0	597,676	.00	56,225.98	541,450.01	9.4%	
10150 80500 Cap-Equipm	40,391	0	40,391	37,457.95	.00	2,933.08	92.7%	
<b>TOTAL Sr. Rec-Alejandro Ruiz</b>	<b>696,617</b>	<b>62,811</b>	<b>759,428</b>	<b>111,866.55</b>	<b>77,571.10</b>	<b>569,990.37</b>	<b>24.9%</b>	

YEAR-TO-DATE BUDGET REPORT

FOR 2023 10								
ACCOUNTS FOR:	ORIGINAL	TRANFRS/	REVISED	YTD	ENCUMBRANCES	AVAILABLE	PCT	
101 General Fund	APPROP	ADJSTMTS	BUDGET	ACTUAL		BUDGET	USE/COL	
<b>10151 Facility Maintenance</b>								
10151 50500 Labor-Regu	821,883	0	821,883	590,535.26	.00	231,347.74	71.9%	
10151 51000 Labor-OT	41,688	0	41,688	24,257.66	.00	17,430.34	58.2%	
10151 51100 Labor-DT	0	0	0	17,031.42	.00	-17,031.42	100.0%*	
10151 52000 Labor-Vaca	0	0	0	28,051.70	.00	-28,051.70	100.0%*	
10151 52100 Labor-Holi	0	0	0	28,663.03	.00	-28,663.03	100.0%*	
10151 53000 Labor-Sick	0	0	0	21,946.29	.00	-21,946.29	100.0%*	
10151 54000 Labor-Othe	3,750	0	3,750	3,306.39	.00	443.61	88.2%	
10151 55000 Labor-Allo	26,802	0	26,802	21,785.00	.00	5,017.00	81.3%	
10151 56000 Labor-Heal	0	36,677	36,677	36,676.57	.00	.00	100.0%	
10151 58000 Associated	158,005	0	158,005	138,002.57	.00	20,002.43	87.3%	
10151 58100 Associated	63,740	2,617	66,357	55,187.03	.00	11,170.40	83.2%	
10151 58200 Associated	83,531	0	83,531	67,740.98	.00	15,790.02	81.1%	
10151 58300 Associated	16,228	0	16,228	13,208.43	.00	3,019.57	81.4%	
10151 58900 Associated	150	0	150	101.20	.00	48.80	67.5%	
10151 61200 ConProf-Ge	58,700	0	58,700	14,083.40	5,319.79	39,296.81	33.1%	
10151 61900 ConProf-Mi	0	0	0	500.41	145.49	-645.90	100.0%*	
10151 64475 Ops-Materi	28,000	0	28,000	17,985.07	6,766.40	3,248.53	88.4%	
10151 64575 Ops-PPE	0	0	0	319.99	.00	-319.99	100.0%*	
10151 64600 Ops-Postag	100	0	100	.00	.00	100.00	.0%	
10151 64775 Ops-Tools	13,000	0	13,000	6,596.51	3,143.49	3,260.00	74.9%	
10151 64800 Ops-Unifor	9,000	0	9,000	7,676.47	2,322.52	-998.99	111.1%*	
10151 64825 Ops-Vehicl	15,000	0	15,000	11,824.60	1,175.40	2,000.00	86.7%	
10151 65000 Maint-Buil	55,000	0	55,000	12,446.87	32,301.32	10,251.81	81.4%	
10151 65050 Maint-Equi	10,000	0	10,000	101.29	5,631.58	4,267.13	57.3%	
10151 65200 Maint-Leas	0	0	0	9,425.84	2,733.45	-12,159.29	100.0%*	
10151 65550 Maint-Vehi	6,000	0	6,000	1,817.34	2,977.79	1,204.87	79.9%	
10151 66000 Empl-Dues	500	0	500	.00	.00	500.00	.0%	
10151 66100 Empl-Train	1,000	0	1,000	990.00	.00	10.00	99.0%	
10151 66200 Empl-Per D	1,600	0	1,600	36.95	.00	1,563.05	2.3%	
10151 66500 Empl-Perso	2,000	0	2,000	432.39	107.25	1,460.36	27.0%	
10151 67400 Util-Telep	700	0	700	.00	.00	700.00	.0%	
10151 80300 Cap-Improv	85,000	0	85,000	.00	81,788.00	3,212.00	96.2%	
10151 80500 Cap-Equipm	190,000	0	190,000	2,648.28	130,743.00	56,608.72	70.2%	
<b>TOTAL Facility Maintenance</b>	<b>1,691,377</b>	<b>39,294</b>	<b>1,730,671</b>	<b>1,133,378.94</b>	<b>275,155.48</b>	<b>322,136.58</b>	<b>81.4%</b>	

YEAR-TO-DATE BUDGET REPORT

FOR 2023 10

ACCOUNTS FOR:	ORIGINAL APPROP	TRANFRS/ADJSTMTS	REVISED BUDGET	YTD ACTUAL	ENCUMBRANCES	AVAILABLE BUDGET	PCT USE/COL
---------------	-----------------	------------------	----------------	------------	--------------	------------------	-------------

10152 Streets

10152 50500 Labor-Regu	1,214,382	0	1,214,382	645,571.11	.00	568,810.89	53.2%
10152 51000 Labor-OT	24,478	0	24,478	13,338.55	.00	11,139.45	54.5%
10152 51100 Labor-DT	0	0	0	2,366.72	.00	-2,366.72	100.0%*
10152 52000 Labor-Vaca	84,000	0	84,000	122,292.58	.00	-38,292.58	145.6%*
10152 52100 Labor-Holi	0	0	0	33,966.04	.00	-33,966.04	100.0%*
10152 53000 Labor-Sick	0	0	0	24,407.96	.00	-24,407.96	100.0%*
10152 54000 Labor-Othe	4,500	0	4,500	3,064.10	.00	1,435.90	68.1%
10152 55000 Labor-Allo	22,142	0	22,142	22,620.00	.00	-478.00	102.2%*
10152 56000 Labor-Heal	0	45,012	45,012	45,011.73	.00	.00	100.0%
10152 58000 Associated	263,304	0	263,304	134,824.09	.00	128,479.91	51.2%
10152 58100 Associated	95,220	3,443	98,663	64,322.65	.00	34,340.75	65.2%
10152 58200 Associated	124,182	0	124,182	76,683.81	.00	47,498.19	61.8%
10152 58300 Associated	24,119	0	24,119	14,960.28	.00	9,158.72	62.0%
10152 58900 Associated	180	0	180	93.72	.00	86.28	52.1%
10152 61200 ConProf-Ge	163,000	0	163,000	140,612.81	48,419.07	-26,031.88	116.0%*
10152 64425 Ops-Landsc	0	0	0	1,900.33	2,108.00	-4,008.33	100.0%*
10152 64475 Ops-Materi	75,000	0	75,000	63,457.61	9,236.20	2,306.19	96.9%
10152 64575 Ops-PPE	0	0	0	752.71	.00	-752.71	100.0%*
10152 64600 Ops-Postag	100	0	100	17.65	.00	82.35	17.7%
10152 64725 Ops-Street	52,000	0	52,000	22,251.11	12,822.87	16,926.02	67.4%
10152 64775 Ops-Tools	5,000	0	5,000	1,147.56	.00	3,852.44	23.0%
10152 64800 Ops-Unifor	8,000	0	8,000	3,645.70	7,045.88	-2,691.58	133.6%*
10152 64825 Ops-Vehicl	65,000	0	65,000	61,242.58	4,977.42	-1,220.00	101.9%*
10152 65000 Maint-Buil	2,000	0	2,000	7,182.85	138.01	-5,320.86	366.0%*
10152 65050 Maint-Equi	107,000	0	107,000	22,090.09	3,729.41	81,180.50	24.1%
10152 65550 Maint-Vehi	80,000	0	80,000	26,010.72	8,507.60	45,481.68	43.1%
10152 66000 Empl-Dues	500	0	500	85.00	.00	415.00	17.0%
10152 66100 Empl-Train	1,200	0	1,200	.00	7,400.00	-6,200.00	616.7%*
10152 66200 Empl-Per D	200	0	200	.00	.00	200.00	.0%
10152 66300 Empl-Milea	500	0	500	.00	.00	500.00	.0%
10152 66500 Empl-Perso	300	0	300	321.14	36.09	-57.23	119.1%*
10152 67100 Util-Elect	0	0	0	4,347.96	.00	-4,347.96	100.0%*
10152 67200 Util-Gas	10,000	0	10,000	14,730.30	269.70	-5,000.00	150.0%*
10152 67300 Util-Stree	450,000	0	450,000	453,913.25	91,269.74	-95,182.99	121.2%*
10152 67400 Util-Telep	5,000	0	5,000	1,472.07	597.24	2,930.69	41.4%
10152 67500 Util-Water	1,000	0	1,000	1,227.16	772.84	-1,000.00	200.0%*
10152 80500 Cap-Equipm	374,000	6,033	380,033	144,020.65	231,008.00	5,004.49	98.7%
<b>TOTAL Streets</b>	<b>3,256,307</b>	<b>54,488</b>	<b>3,310,795</b>	<b>2,173,952.59</b>	<b>428,338.07</b>	<b>708,504.61</b>	<b>78.6%</b>

YEAR-TO-DATE BUDGET REPORT

FOR 2023 10

ACCOUNTS FOR:	ORIGINAL	TRANFRS/	REVISED			AVAILABLE	PCT
101 General Fund	APPROX	ADJSTMTS	BUDGET	YTD ACTUAL	ENCUMBRANCES	BUDGET	USE/COL

10153 Parks

10153 50500 Labor-Regu	801,735	0	801,735	542,454.69	.00	259,280.31	67.7%
10153 51000 Labor-OT	18,722	0	18,722	9,291.98	.00	9,430.02	49.6%
10153 51100 Labor-DT	0	0	0	2,735.58	.00	-2,735.58	100.0%*
10153 52000 Labor-Vaca	0	0	0	38,363.34	.00	-38,363.34	100.0%*
10153 52100 Labor-Holi	0	0	0	28,750.24	.00	-28,750.24	100.0%*
10153 53000 Labor-Sick	0	0	0	19,756.59	.00	-19,756.59	100.0%*
10153 54000 Labor-Othe	3,250	0	3,250	2,464.96	.00	785.04	75.8%
10153 55000 Labor-Allo	15,908	0	15,908	13,451.00	.00	2,457.00	84.6%
10153 56000 Labor-Heal	0	33,780	33,780	38,399.18	.00	-4,618.79	113.7%*
10153 58000 Associated	198,798	0	198,798	129,337.30	.00	69,460.70	65.1%
10153 58100 Associated	60,022	2,260	62,282	49,448.07	.00	12,834.24	79.4%
10153 58200 Associated	79,164	0	79,164	63,198.43	.00	15,965.57	79.8%
10153 58300 Associated	15,377	0	15,377	12,324.55	.00	3,052.45	80.1%
10153 58900 Associated	150	0	150	92.00	.00	58.00	61.3%
10153 61200 ConProf-Ge	243,000	5,918	248,918	231,232.80	39,174.79	-21,489.33	108.6%*
10153 61900 ConProf-Mi	0	0	0	600.00	.00	-600.00	100.0%*
10153 64425 Ops-Landsc	120,000	0	120,000	35,379.96	4,834.68	79,785.36	33.5%
10153 64475 Ops-Materi	117,000	-5,034	111,966	77,403.45	15,355.99	19,206.86	82.8%
10153 64480 Ops-Park&R	8,000	0	8,000	.00	3,386.62	4,613.38	42.3%
10153 64510 Ops-PecosR	24,000	0	24,000	.00	15,015.55	8,984.45	62.6%
10153 64575 Ops-PPE	0	0	0	570.73	.00	-570.73	100.0%*
10153 64600 Ops-Postag	100	0	100	7.44	.00	92.56	7.4%
10153 64775 Ops-Tools	0	0	0	132.50	.00	-132.50	100.0%*
10153 64800 Ops-Unifor	4,000	0	4,000	4,288.94	254.00	-542.94	113.6%*
10153 64825 Ops-Vehicl	28,000	0	28,000	32,597.32	17,402.68	-22,000.00	178.6%*
10153 65000 Maint-Buil	10,000	0	10,000	3,650.10	.00	6,349.90	36.5%
10153 65050 Maint-Equi	16,300	0	16,300	9,862.34	3,291.38	3,146.28	80.7%
10153 65200 Maint-Leas	0	0	0	204.33	.00	-204.33	100.0%*
10153 65250 Maint-Peco	0	0	0	302.84	.00	-302.84	100.0%*
10153 65450 Maint-Tenn	1,000	0	1,000	1,503.76	196.50	-700.26	170.0%*
10153 65500 Maint-Turf	20,000	0	20,000	3,208.00	.00	16,792.00	16.0%
10153 65550 Maint-Vehi	6,000	0	6,000	6,719.88	2,065.17	-2,785.05	146.4%*
10153 66100 Empl-Train	3,000	0	3,000	1,585.00	.00	1,415.00	52.8%
10153 66200 Empl-Per D	2,300	0	2,300	.00	.00	2,300.00	.0%
10153 66500 Empl-Perso	200	0	200	35.75	.00	164.25	17.9%
10153 67100 Util-Elect	56,000	30,000	86,000	72,794.11	29,143.30	-15,937.41	118.5%*
10153 67400 Util-Telep	2,700	0	2,700	1,012.76	457.24	1,230.00	54.4%
10153 67500 Util-water	400,000	40,000	440,000	301,303.49	98,696.51	40,000.00	90.9%
10153 80100 Cap-Land	595,000	-589,277	5,723	5,722.60	.00	.00	100.0%
10153 80200 Cap-Buildi	0	40,000	40,000	.00	.00	40,000.00	.0%

YEAR-TO-DATE BUDGET REPORT

FOR 2023 10								
ACCOUNTS FOR:		ORIGINAL	TRANFRS/	REVISED			AVAILABLE	PCT
101	General Fund	APPROP	ADJSTMTS	BUDGET	YTD ACTUAL	ENCUMBRANCES	BUDGET	USE/COL
10153	80500 Cap-Equipm	184,406	764,311	948,718	671,163.72	241,616.95	35,936.92	96.2%
	TOTAL Parks	3,034,132	321,959	3,356,091	2,411,349.73	470,891.36	473,850.36	85.9%

YEAR-TO-DATE BUDGET REPORT

FOR 2023 10			ORIGINAL	TRANFRS/	REVISED	YTD ACTUAL	ENCUMBRANCES	AVAILABLE	PCT
ACCOUNTS FOR:	General Fund	APPROP	ADJSTMNTS	BUDGET				BUDGET	USE/COL
<b>10154 Community Service</b>									
10154	50500	Labor-Regu	313,720	0	313,720	192,678.09	.00	121,041.91	61.4%
10154	51000	Labor-OT	6,525	0	6,525	1,302.68	.00	5,222.32	20.0%
10154	51100	Labor-DT	0	0	0	216.56	.00	-216.56	100.0%*
10154	52000	Labor-Vaca	0	0	0	13,240.27	.00	-13,240.27	100.0%*
10154	52100	Labor-Holi	0	0	0	11,497.93	.00	-11,497.93	100.0%*
10154	53000	Labor-Sick	0	0	0	14,254.18	.00	-14,254.18	100.0%*
10154	54000	Labor-Othe	1,500	0	1,500	500.00	.00	1,000.00	33.3%
10154	55000	Labor-Allo	8,268	0	8,268	6,678.00	.00	1,590.00	80.8%
10154	56000	Labor-Heal	0	20,413	20,413	20,413.04	.00	.00	100.0%
10154	58000	Associated	79,397	0	79,397	71,964.28	.00	7,432.72	90.6%
10154	58100	Associated	22,928	1,562	24,490	17,920.12	.00	6,569.48	73.2%
10154	58200	Associated	32,317	0	32,317	23,747.46	.00	8,569.54	73.5%
10154	58300	Associated	6,278	0	6,278	4,633.49	.00	1,644.51	73.8%
10154	58900	Associated	60	0	60	43.40	.00	16.60	72.3%
10154	61200	ConProf-Ge	700	0	700	237.67	478.59	-16.26	102.3%*
10154	64325	Ops-Graffi	4,000	0	4,000	2,453.78	.00	1,546.22	61.3%
10154	64475	Ops-Materi	22,400	0	22,400	12,843.25	2,846.66	6,710.09	70.0%
10154	64575	Ops-PPE	0	0	0	885.95	.00	-885.95	100.0%*
10154	64775	Ops-Tools	2,800	0	2,800	6,962.74	.00	-4,162.74	248.7%*
10154	64800	Ops-Unifor	3,200	0	3,200	.00	3,746.43	-546.43	117.1%*
10154	64825	Ops-Vehicl	12,000	0	12,000	7,640.10	2,059.90	2,300.00	80.8%
10154	65000	Maint-Buil	1,000	0	1,000	793.75	.00	206.25	79.4%
10154	65050	Maint-Equi	5,000	0	5,000	537.66	.00	4,462.34	10.8%
10154	65550	Maint-Vehi	3,500	0	3,500	4,201.30	1,112.91	-1,814.21	151.8%*
10154	66100	Empl-Train	500	0	500	60.00	.00	440.00	12.0%
10154	66200	Empl-Per D	100	0	100	.00	.00	100.00	.0%
10154	66500	Empl-Perso	200	0	200	152.35	33.40	14.25	92.9%
<b>TOTAL Community Service</b>			<b>526,393</b>	<b>21,975</b>	<b>548,368</b>	<b>415,858.05</b>	<b>10,277.89</b>	<b>122,231.70</b>	<b>77.7%</b>

YEAR-TO-DATE BUDGET REPORT

FOR 2023 10								
ACCOUNTS FOR:	ORIGINAL	TRANFRS/	REVISED			AVAILABLE	PCT	
101 General Fund	APPROX	ADJSTMNTS	BUDGET	YTD ACTUAL	ENCUMBRANCES	BUDGET	USE/COL	
<b>10155 Garage</b>								
10155 50500 Labor-Regu	1,002,137	0	1,002,137	669,854.05	.00	332,282.95	66.8%	
10155 51000 Labor-OT	5,072	0	5,072	4,133.60	.00	938.40	81.5%	
10155 51100 Labor-DT	0	0	0	3,900.43	.00	-3,900.43	100.0%*	
10155 52000 Labor-Vaca	0	0	0	42,961.50	.00	-42,961.50	100.0%*	
10155 52100 Labor-Holi	0	0	0	36,132.40	.00	-36,132.40	100.0%*	
10155 53000 Labor-Sick	0	0	0	35,182.38	.00	-35,182.38	100.0%*	
10155 54000 Labor-Othe	4,000	0	4,000	3,154.90	.00	845.10	78.9%	
10155 55000 Labor-Allo	29,142	0	29,142	23,854.00	.00	5,288.00	81.9%	
10155 56000 Labor-Heal	0	58,908	58,908	58,907.62	.00	.00	100.0%	
10155 58000 Associated	249,502	0	249,502	195,862.58	.00	53,639.42	78.5%	
10155 58100 Associated	73,894	4,349	78,243	61,776.05	.00	16,466.84	79.0%	
10155 58200 Associated	103,018	0	103,018	80,514.04	.00	22,503.96	78.2%	
10155 58300 Associated	20,012	0	20,012	15,706.11	.00	4,305.89	78.5%	
10155 58900 Associated	160	0	160	112.10	.00	47.90	70.1%	
10155 61200 ConProf-Ge	14,000	0	14,000	11,521.66	7,486.92	-5,008.58	135.8%*	
10155 64475 Ops-Materi	37,000	0	37,000	21,249.64	3,969.35	11,781.01	68.2%	
10155 64575 Ops-PPE	0	0	0	44.50	.00	-44.50	100.0%*	
10155 64600 Ops-Postag	100	0	100	.00	.00	100.00	.0%	
10155 64775 Ops-Tools	2,800	0	2,800	.00	.00	2,800.00	.0%	
10155 64800 Ops-Unifor	6,000	0	6,000	2,387.54	.00	3,612.46	39.8%	
10155 64825 Ops-Vehicl	8,000	0	8,000	6,695.51	1,304.49	.00	100.0%	
10155 65000 Maint-Buil	5,600	0	5,600	2,276.75	431.91	2,891.34	48.4%	
10155 65050 Maint-Equi	5,000	0	5,000	1,054.51	189.80	3,755.69	24.9%	
10155 65550 Maint-Vehi	3,000	0	3,000	4,268.55	57.00	-1,325.55	144.2%*	
10155 66100 Empl-Train	3,000	0	3,000	3,819.55	2,758.00	-3,577.55	219.3%*	
10155 66200 Empl-Per D	100	0	100	1,894.72	.00	-1,794.72	1894.7%*	
10155 66500 Empl-Perso	300	0	300	69.35	111.04	119.61	60.1%	
10155 67100 Util-Elect	18,300	0	18,300	19,192.14	4,968.02	-5,860.16	132.0%*	
10155 67200 Util-Gas	2,000	0	2,000	3,028.18	1,971.82	-3,000.00	250.0%*	
10155 67400 Util-Telep	5,100	0	5,100	4,638.93	1,681.07	-1,220.00	123.9%*	
10155 67500 Util-water	7,000	0	7,000	5,476.47	2,523.53	-1,000.00	114.3%*	
<b>TOTAL Garage</b>	<b>1,604,237</b>	<b>63,257</b>	<b>1,667,494</b>	<b>1,319,669.76</b>	<b>27,452.95</b>	<b>320,370.80</b>	<b>80.8%</b>	



YEAR-TO-DATE BUDGET REPORT

FOR 2023 10

ACCOUNTS FOR:	ORIGINAL APPROP	TRANFRS/ADJSTMNTS	REVISED BUDGET	YTD ACTUAL	ENCUMBRANCES	AVAILABLE BUDGET	PCT USE/COL
101 General Fund							
<b>10156 Electrical</b>							
10156 50500 Labor-Regu	682,173	0	682,173	418,136.80	.00	264,036.20	61.3%
10156 51000 Labor-OT	7,110	0	7,110	4,526.72	.00	2,583.28	63.7%
10156 51100 Labor-DT	0	0	0	1,951.68	.00	-1,951.68	100.0%*
10156 52000 Labor-Vaca	0	0	0	27,427.43	.00	-27,427.43	100.0%*
10156 52100 Labor-Holi	0	0	0	25,164.32	.00	-25,164.32	100.0%*
10156 53000 Labor-Sick	0	0	0	24,915.97	.00	-24,915.97	100.0%*
10156 54000 Labor-Othe	2,000	0	2,000	2,989.20	.00	-989.20	149.5%*
10156 56000 Labor-Heal	0	19,015	19,015	19,014.78	.00	.00	100.0%
10156 58000 Associated	84,229	0	84,229	67,415.88	.00	16,813.12	80.0%
10156 58100 Associated	50,365	1,455	51,820	38,055.47	.00	13,764.16	73.4%
10156 58200 Associated	70,266	0	70,266	50,830.28	.00	19,435.72	72.3%
10156 58300 Associated	13,649	0	13,649	9,912.90	.00	3,736.10	72.6%
10156 58900 Associated	80	0	80	48.30	.00	31.70	60.4%
10156 61200 ConProf-Ge	2,600	0	2,600	320.05	2,059.67	220.28	91.5%
10156 64475 Ops-Materi	20,000	0	20,000	7,764.38	1,982.92	10,252.70	48.7%
10156 64775 Ops-Tools	0	0	0	722.03	.00	-722.03	100.0%*
10156 64800 Ops-Unifor	2,000	0	2,000	3,653.39	.00	-1,653.39	182.7%*
10156 64825 Ops-Vehicl	15,000	0	15,000	12,372.31	3,219.69	-592.00	103.9%*
10156 65000 Maint-Buil	900	0	900	967.21	471.55	-538.76	159.9%*
10156 65050 Maint-Equi	200	0	200	.00	.00	200.00	.0%
10156 65200 Maint-Leas	0	0	0	34.90	.00	-34.90	100.0%*
10156 65550 Maint-Vehi	10,000	0	10,000	13,863.82	6,092.97	-9,956.79	199.6%*
10156 66000 Empl-Dues	800	0	800	515.00	.00	285.00	64.4%
10156 66100 Empl-Train	2,500	0	2,500	.00	.00	2,500.00	.0%
10156 66200 Empl-Per D	100	0	100	.00	.00	100.00	.0%
10156 66500 Empl-Perso	600	0	600	116.60	.00	483.40	19.4%
10156 67400 Util-Telep	1,500	0	1,500	1,185.45	784.55	-470.00	131.3%*
10156 80500 Cap-Equipm	110,000	0	110,000	.00	97,444.00	12,556.00	88.6%
TOTAL Electrical	1,076,072	20,469	1,096,541	731,904.87	112,055.35	252,581.19	77.0%

YEAR-TO-DATE BUDGET REPORT

FOR 2023 10			ORIGINAL	TRANFRS/	REVISED	YTD	ENCUMBRANCES	AVAILABLE	PCT
ACCOUNTS FOR:	General Fund	APPROP	ADJSTMTS	BUDGET	ACTUAL	BUDGET	USE/COL		
<b>10157 Construction</b>									
10157 50500	Labor-Regu	808,017	0	808,017	483,222.35	.00	324,794.65	59.8%	
10157 51000	Labor-OT	0	0	0	2,549.16	.00	-2,549.16	100.0%*	
10157 51100	Labor-DT	0	0	0	603.04	.00	-603.04	100.0%*	
10157 52000	Labor-Vaca	0	0	0	43,242.57	.00	-43,242.57	100.0%*	
10157 52100	Labor-Holi	0	0	0	29,295.72	.00	-29,295.72	100.0%*	
10157 53000	Labor-Sick	0	0	0	25,482.95	.00	-25,482.95	100.0%*	
10157 54000	Labor-Othe	3,000	0	3,000	1,375.00	.00	1,625.00	45.8%	
10157 55000	Labor-Allo	27,846	0	27,846	20,812.00	.00	7,034.00	74.7%	
10157 56000	Labor-Heal	0	59,415	59,415	59,415.15	.00	.00	100.0%	
10157 58000	Associated	253,191	0	253,191	184,723.94	.00	68,467.06	73.0%	
10157 58100	Associated	57,784	4,545	62,329	45,804.11	.00	16,525.15	73.5%	
10157 58200	Associated	83,231	0	83,231	59,549.63	.00	23,681.37	71.5%	
10157 58300	Associated	16,167	0	16,167	11,615.12	.00	4,551.88	71.8%	
10157 58900	Associated	120	0	120	73.60	.00	46.40	61.3%	
10157 61200	ConProf-Ge	1,300	0	1,300	429.47	666.79	203.74	84.3%	
10157 64475	Ops-Materi	20,000	0	20,000	4,738.56	1,146.69	14,114.75	29.4%	
10157 64575	Ops-PPE	0	0	0	1,288.08	62.97	-1,351.05	100.0%*	
10157 64775	Ops-Tools	0	0	0	2,076.14	.00	-2,076.14	100.0%*	
10157 64800	Ops-Unifor	3,500	0	3,500	4,798.91	.00	-1,298.91	137.1%*	
10157 64825	Ops-Vehicl	14,000	0	14,000	13,320.06	179.94	500.00	96.4%	
10157 65000	Maint-Buil	900	0	900	1,289.52	235.00	-624.52	169.4%*	
10157 65050	Maint-Equi	15,500	0	15,500	7,751.45	367.40	7,381.15	52.4%	
10157 65550	Maint-Vehi	18,500	0	18,500	11,109.20	86.77	7,304.03	60.5%	
10157 66000	Empl-Dues	100	0	100	.00	.00	100.00	.0%	
10157 66200	Empl-Per D	0	0	0	36.00	.00	-36.00	100.0%*	
10157 66500	Empl-Perso	100	0	100	154.88	.00	-54.88	154.9%*	
10157 67400	Util-Telep	1,400	0	1,400	448.39	951.61	.00	100.0%	
10157 80500	Cap-Equipm	162,000	-6,033	155,967	155,966.86	.00	.00	100.0%	
<b>TOTAL Construction</b>		<b>1,486,656</b>	<b>57,927</b>	<b>1,544,583</b>	<b>1,171,171.86</b>	<b>3,697.17</b>	<b>369,714.24</b>	<b>76.1%</b>	

YEAR-TO-DATE BUDGET REPORT

FOR 2023 10

ACCOUNTS FOR:	ORIGINAL	TRANFRS/	REVISED	YTD	ENCUMBRANCES	AVAILABLE	PCT
101 General Fund	APPROP	ADJSTMNTS	BUDGET	ACTUAL		BUDGET	USE/COL

10158 Projects

10158 50500 Labor-Regu	643,879	0	643,879	341,927.30	.00	301,951.70	53.1%
10158 51000 Labor-OT	0	0	0	147.38	.00	-147.38	100.0%*
10158 52000 Labor-Vaca	0	0	0	17,958.60	.00	-17,958.60	100.0%*
10158 52100 Labor-Holi	0	0	0	19,564.72	.00	-19,564.72	100.0%*
10158 53000 Labor-Sick	0	0	0	11,949.38	.00	-11,949.38	100.0%*
10158 54000 Labor-Othe	2,000	0	2,000	625.00	.00	1,375.00	31.3%
10158 55000 Labor-Allo	5,550	0	5,550	3,250.00	.00	2,300.00	58.6%
10158 56000 Labor-Heal	0	18,101	18,101	18,101.31	.00	.00	100.0%
10158 58000 Associated	128,450	0	128,450	68,128.95	.00	60,321.05	53.0%
10158 58100 Associated	46,645	1,385	48,030	30,177.92	.00	17,851.83	62.8%
10158 58200 Associated	66,323	0	66,323	39,342.59	.00	26,980.41	59.3%
10158 58300 Associated	12,881	0	12,881	7,670.36	.00	5,210.64	59.5%
10158 58900 Associated	80	0	80	43.70	.00	36.30	54.6%
10158 61200 ConProf-Ge	10,000	0	10,000	.00	.00	10,000.00	.0%
10158 63100 Fees-Filin	500	0	500	.00	.00	500.00	.0%
10158 64475 Ops-Materi	0	0	0	2,625.02	276.00	-2,901.02	100.0%*
10158 64600 Ops-Postag	1,000	0	1,000	.00	.00	1,000.00	.0%
10158 64800 Ops-Unifor	750	0	750	.00	.00	750.00	.0%
10158 64825 Ops-Vehicl	15,000	0	15,000	13,480.23	4,019.77	-2,500.00	116.7%*
10158 65050 Maint-Equi	500	0	500	.00	.00	500.00	.0%
10158 65550 Maint-Vehi	4,500	0	4,500	1,589.18	570.92	2,339.90	48.0%
10158 66000 Empl-Dues	3,750	0	3,750	190.00	.00	3,560.00	5.1%
10158 66100 Empl-Train	5,000	0	5,000	990.57	.00	4,009.43	19.8%
10158 66200 Empl-Per D	5,000	0	5,000	705.89	.00	4,294.11	14.1%
10158 66300 Empl-Milea	1,000	0	1,000	.00	.00	1,000.00	.0%
10158 66400 Empl-Trans	500	0	500	.00	.00	500.00	.0%
10158 66500 Empl-Perso	300	0	300	145.72	.00	154.28	48.6%
<b>TOTAL Projects</b>	<b>953,608</b>	<b>19,486</b>	<b>973,094</b>	<b>578,613.82</b>	<b>4,866.69</b>	<b>389,613.55</b>	<b>60.0%</b>

YEAR-TO-DATE BUDGET REPORT

FOR 2023 10			ORIGINAL	TRANFRS/	REVISED	YTD	ENCUMBRANCES	AVAILABLE	PCT
ACCOUNTS FOR:	General	Fund	APPROP	ADJSTMTS	BUDGET	ACTUAL		BUDGET	USE/COL
<b>10160 Planning &amp; Regulation</b>									
10160	50500	Labor-Regu	620,915	0	620,915	423,786.39	.00	197,128.61	68.3%
10160	52000	Labor-Vaca	0	0	0	31,991.22	.00	-31,991.22	100.0%*
10160	52100	Labor-Holi	0	0	0	24,772.00	.00	-24,772.00	100.0%*
10160	53000	Labor-Sick	0	0	0	21,664.95	.00	-21,664.95	100.0%*
10160	54000	Labor-Othe	2,250	0	2,250	2,311.00	.00	-61.00	102.7%*
10160	55000	Labor-Allo	3,300	0	3,300	8,500.00	.00	-5,200.00	257.6%*
10160	56000	Labor-Heal	0	26,158	26,158	26,158.05	.00	.00	100.0%
10160	58000	Associated	102,200	0	102,200	82,688.57	.00	19,511.43	80.9%
10160	58100	Associated	44,902	2,001	46,903	38,874.57	.00	8,028.52	82.9%
10160	58200	Associated	63,960	0	63,960	51,507.91	.00	12,452.09	80.5%
10160	58300	Associated	12,422	0	12,422	10,044.40	.00	2,377.60	80.9%
10160	58900	Associated	90	0	90	62.10	.00	27.90	69.0%
10160	61200	ConProf-Ge	204,000	0	204,000	124,400.78	75,087.32	4,511.90	97.8%
10160	61300	ConProf-De	300,000	0	300,000	101,904.72	53,086.67	145,008.61	51.7%
10160	61900	ConProf-Mi	0	0	0	250.00	.00	-250.00	100.0%*
10160	63100	Fees-Filin	1,000	0	1,000	75.00	.00	925.00	7.5%
10160	64475	Ops-Materi	30,000	0	30,000	12,890.79	927.43	16,181.78	46.1%
10160	64600	Ops-Postag	3,800	0	3,800	1,447.60	.00	2,352.40	38.1%
10160	64800	Ops-Unifor	400	0	400	1,056.41	.00	-656.41	264.1%*
10160	64825	Ops-Vehicl	5,000	0	5,000	2,137.56	2,862.44	.00	100.0%
10160	65000	Maint-Buil	10,000	0	10,000	6,204.29	2,859.15	936.56	90.6%
10160	65050	Maint-Equi	300	0	300	110.00	.00	190.00	36.7%
10160	65550	Maint-Vehi	3,000	0	3,000	649.53	945.89	1,404.58	53.2%
10160	66000	Empl-Dues	1,000	0	1,000	145.00	160.00	695.00	30.5%
10160	66100	Empl-Train	4,500	0	4,500	295.00	400.00	3,805.00	15.4%
10160	66200	Empl-Per D	6,500	0	6,500	320.00	.00	6,180.00	4.9%
10160	66300	Empl-Milea	1,000	0	1,000	337.96	.00	662.04	33.8%
10160	66400	Empl-Trans	500	0	500	.00	.00	500.00	.0%
10160	66500	Empl-Perso	200	0	200	.00	.00	200.00	.0%
10160	67100	Util-Elect	9,700	0	9,700	9,953.41	662.35	-915.76	109.4%*
10160	67200	Util-Gas	2,000	0	2,000	3,447.08	3,820.62	-5,267.70	363.4%*
10160	67400	Util-Telep	19,300	0	19,300	10,662.44	3,131.17	5,506.39	71.5%
10160	67500	Util-Water	7,000	0	7,000	5,889.14	1,110.86	.00	100.0%
10160	80300	Cap-Improv	5,000	0	5,000	.00	.00	5,000.00	.0%
10160	80400	Cap-Infras	25,000	0	25,000	.00	.00	25,000.00	.0%
10160	80500	Cap-Equipm	289,530	0	289,530	.00	.00	289,530.33	.0%
<b>TOTAL Planning &amp; Regulation</b>			<b>1,778,769</b>	<b>28,159</b>	<b>1,806,928</b>	<b>1,004,537.87</b>	<b>145,053.90</b>	<b>657,336.70</b>	<b>63.6%</b>

YEAR-TO-DATE BUDGET REPORT

FOR 2023 10								
ACCOUNTS FOR:	ORIGINAL	TRANFRS/	REVISED			AVAILABLE	PCT	
101 General Fund	APPROP	ADJSTMTS	BUDGET	YTD ACTUAL	ENCUMBRANCES	BUDGET	USE/COL	
<b>10161 Cemetery</b>								
10161 61200 ConProf-Ge	0	0	0	3,118.10	2,931.90	-6,050.00	100.0%*	
10161 61900 ConProf-Mi	500,000	-749	499,251	366,747.66	74,673.02	57,830.57	88.4%	
10161 64425 Ops-Landsc	21,400	0	21,400	.00	.00	21,400.00	.0%	
10161 64475 Ops-Materi	10,000	0	10,000	5,351.91	193.88	4,454.21	55.5%	
10161 65000 Maint-Buil	300	0	300	6.10	.00	293.90	2.0%	
10161 65050 Maint-Equi	100	0	100	1,254.37	.00	-1,154.37	1254.4%*	
10161 66000 Empl-Dues	400	0	400	.00	554.50	-154.50	138.6%*	
10161 66500 Empl-Perso	100	0	100	.00	.00	100.00	.0%	
10161 67100 Util-Elect	3,500	0	3,500	4,070.34	1,108.80	-1,679.14	148.0%*	
10161 67400 Util-Telep	2,800	0	2,800	2,154.02	1,145.98	-500.00	117.9%*	
10161 67500 Util-Water	105,000	0	105,000	92,798.48	39,807.24	-27,605.72	126.3%*	
10161 80200 Cap-Buildi	0	20,000	20,000	.00	19,000.00	1,000.00	95.0%	
10161 80300 Cap-Improv	58,046	205,000	263,046	29,868.02	43,828.36	189,349.93	28.0%	
10161 80400 Cap-Infras	31,226	25,749	56,974	57,654.67	.00	-680.40	101.2%*	
TOTAL Cemetery	732,872	250,000	982,872	563,023.67	183,243.68	236,604.48	75.9%	
TOTAL General Fund	14,492,799	7,003,629	21,496,428	-1,207,076.72	4,644,176.14	18,059,328.58	16.0%	
TOTAL REVENUES	-55,611,013	-2,478,585	-58,089,598	-59,572,863.08	.00	1,483,265.14		
TOTAL EXPENSES	70,103,812	9,482,214	79,586,026	58,365,786.36	4,644,176.14	16,576,063.44		

YEAR-TO-DATE BUDGET REPORT

FOR 2023 10

ACCOUNTS FOR:	ORIGINAL APPROP	TRANFRS/ ADJSTMTS	REVISED BUDGET	YTD ACTUAL	ENCUMBRANCES	AVAILABLE BUDGET	PCT USE/COL
200 GRT Capital Outlay							
<b>200 GRT Capital Outlay</b>							
200 30020 GRTR-Capit	-3,360,000	0	-3,360,000	-3,800,897.61	.00	440,897.61	113.1%
200 45000 Transfer-T	3,458,098	0	3,458,098	3,458,098.00	.00	.00	100.0%
TOTAL GRT Capital Outlay	98,098	0	98,098	-342,799.61	.00	440,897.61	-349.4%

YEAR-TO-DATE BUDGET REPORT

FOR 2023 10							
ACCOUNTS FOR:	ORIGINAL	TRANFRS/	REVISED			AVAILABLE	PCT
200 GRT Capital Outlay	APPROP	ADJSTMTS	BUDGET	YTD ACTUAL	ENCUMBRANCES	BUDGET	USE/COL
<b>20000 GRT Capital Outlay</b>							
20000 63225 Fees-NMTRD	103,000	0	103,000	154,148.21	.00	-51,148.21	149.7%*
20000 80300 Cap-Improv	123,216	375,000	498,216	74,852.17	5,985.95	417,377.76	16.2%
TOTAL GRT Capital Outlay	226,216	375,000	601,216	229,000.38	5,985.95	366,229.55	39.1%
TOTAL GRT Capital Outlay	324,314	375,000	699,314	-113,799.23	5,985.95	807,127.16	-15.4%
TOTAL REVENUES	-3,360,000	0	-3,360,000	-3,800,897.61	.00	440,897.61	
TOTAL EXPENSES	3,684,314	375,000	4,059,314	3,687,098.38	5,985.95	366,229.55	

YEAR-TO-DATE BUDGET REPORT

FOR 2023 10

ACCOUNTS FOR:	ORIGINAL APPROP	TRANFRS/ ADJSTMTS	REVISED BUDGET	YTD ACTUAL	ENCUMBRANCES	AVAILABLE BUDGET	PCT USE/COL
201 Capital Projects							
<b>201 Capital Projects</b>							
201 36040 Interest-M	-3,000	0	-3,000	-3,778.58	.00	778.58	126.0%
201 37135 State-Legi	-4,187,975	0	-4,187,975	-414,174.89	.00	-3,773,800.11	9.9%*
201 37150 State-NMDO	0	-2,850,000	-2,850,000	.00	.00	-2,850,000.00	.0%*
201 37199 State-Misc	0	-3,324,166	-3,324,166	-93,112.47	.00	-3,231,053.53	2.8%*
TOTAL Capital Projects	-4,190,975	-6,174,166	-10,365,141	-511,065.94	.00	-9,854,075.06	4.9%



YEAR-TO-DATE BUDGET REPORT

FOR 2023 10								
ACCOUNTS FOR:	ORIGINAL	TRANFRS/	REVISED			AVAILABLE	PCT	
201 Capital Projects	APPROP	ADJSTMTS	BUDGET	YTD ACTUAL	ENCUMBRANCES	BUDGET	USE/COL	
<b>20101 Capital Projects</b>								
20101 80100 Cap-Land	0	250,000	250,000	14,477.68	143,601.05	91,921.27	63.2%	
20101 80300 Cap-Improv	3,766,660	3,324,166	7,090,826	95,259.03	1,024,665.66	5,970,901.61	15.8%	
20101 80400 Cap-Infras	0	3,000,000	3,000,000	.00	.00	3,000,000.00	.0%	
20101 80500 Cap-Equipm	1,237,024	0	1,237,024	499,894.06	.00	737,129.94	40.4%	
TOTAL Capital Projects	5,003,684	6,574,166	11,577,850	609,630.77	1,168,266.71	9,799,952.82	15.4%	
TOTAL Capital Projects	812,709	400,000	1,212,709	98,564.83	1,168,266.71	-54,122.24	104.5%	
TOTAL REVENUES	-4,190,975	-6,174,166	-10,365,141	-511,065.94	.00	-9,854,075.06		
TOTAL EXPENSES	5,003,684	6,574,166	11,577,850	609,630.77	1,168,266.71	9,799,952.82		

YEAR-TO-DATE BUDGET REPORT

FOR 2023 10

ACCOUNTS FOR:	ORIGINAL APPROP	TRANFRS/ ADJSTMTS	REVISED BUDGET	YTD ACTUAL	ENCUMBRANCES	AVAILABLE BUDGET	PCT USE/COL
---------------	-----------------	-------------------	----------------	------------	--------------	------------------	-------------

202 Airport Improvements

202 35000 AP-BMB	0	0	0	-38,450.07	.00	38,450.07	100.0%
202 35010 AP-Boutiqu	-3,600	0	-3,600	-4,230.00	.00	630.00	117.5%
202 35020 AP-Celtech	-2,200	0	-2,200	-1,976.20	.00	-223.80	89.8%*
202 35021 AP-CNB	0	0	0	-50.00	.00	50.00	100.0%
202 35022 AP-Danfort	-1,200	0	-1,200	-1,000.00	.00	-200.00	83.3%*
202 35030 AP-Fed Exp	-3,700	0	-3,700	-3,194.50	.00	-505.50	86.3%*
202 35040 AP-Chandle	-4,800	0	-4,800	-4,097.18	.00	-702.82	85.4%*
202 35050 Air Method	-2,000	0	-2,000	-1,971.26	.00	-28.74	98.6%*
202 37145 State-NM A	0	-20,000	-20,000	.00	.00	-20,000.00	.0%*
202 37150 State-NMDO	-184,710	-675,309	-860,019	-6,273.00	.00	-853,746.00	.7%*
202 37200 Federal-FA	-3,872,580	275,903	-3,596,677	-842,511.99	.00	-2,754,165.01	23.4%*
202 40000 Trans-IN	-300,000	0	-300,000	-300,000.00	.00	.00	100.0%
<b>TOTAL Airport Improvements</b>	<b>-4,374,790</b>	<b>-419,406</b>	<b>-4,794,196</b>	<b>-1,203,754.20</b>	<b>.00</b>	<b>-3,590,441.80</b>	<b>25.1%</b>

YEAR-TO-DATE BUDGET REPORT

FOR 2023 10

ACCOUNTS FOR:	ORIGINAL APPROP	TRANFRS/ADJSTMTS	REVISED BUDGET	YTD ACTUAL	ENCUMBRANCES	AVAILABLE BUDGET	PCT USE/COL
202 Airport Improvements							
<b>20202 Airport Improvements</b>							
20202 61200 ConProf-Ge	50,000	0	50,000	.00	.00	50,000.00	.0%
20202 64475 Ops-Materi	1,000	0	1,000	.00	.00	1,000.00	.0%
20202 65900 Maint-Misc	70,000	-42,778	27,222	1,727.70	5,640.76	19,853.54	27.1%
20202 80200 Cap-Buildi	0	65,000	65,000	.00	.00	65,000.00	.0%
20202 80300 Cap-Improv	37,221	0	37,221	36,148.40	.00	1,072.63	97.1%
20202 80400 Cap-Infras	4,064,840	361,527	4,426,367	.00	4,424,367.59	1,999.41	100.0%
TOTAL Airport Improvements	4,223,061	383,749	4,606,810	37,876.10	4,430,008.35	138,925.58	97.0%
TOTAL Airport Improvements	-151,729	-35,657	-187,386	-1,165,878.10	4,430,008.35	-3,451,516.22	-1741.9%
TOTAL REVENUES	-4,374,790	-419,406	-4,794,196	-1,203,754.20	.00	-3,590,441.80	
TOTAL EXPENSES	4,223,061	383,749	4,606,810	37,876.10	4,430,008.35	138,925.58	

YEAR-TO-DATE BUDGET REPORT

FOR 2023 10							
ACCOUNTS FOR:	ORIGINAL APPROP	TRANFRS/ ADJSTMTS	REVISED BUDGET	YTD ACTUAL	ENCUMBRANCES	AVAILABLE BUDGET	PCT USE/COL
220 Landfill-Reserve							
<b>220 Landfill-Reserve</b>							
220 36000 CD's	0	0	0	-58,954.60	.00	58,954.60	100.0%
220 37010 County-Lan	-111,000	0	-111,000	-111,000.00	.00	.00	100.0%
220 40000 Trans-IN	-111,000	0	-111,000	-111,000.00	.00	.00	100.0%
TOTAL Landfill-Reserve	-222,000	0	-222,000	-280,954.60	.00	58,954.60	126.6%
TOTAL Landfill-Reserve	-222,000	0	-222,000	-280,954.60	.00	58,954.60	126.6%
TOTAL REVENUES	-222,000	0	-222,000	-280,954.60	.00	58,954.60	

YEAR-TO-DATE BUDGET REPORT

FOR 2023 10

ACCOUNTS FOR:	ORIGINAL APPROP	TRANFRS/ADJSTMTS	REVISED BUDGET	YTD ACTUAL	ENCUMBRANCES	AVAILABLE BUDGET	PCT USE/COL
230 Landfill-Closure							
<b>23030 Landfill-Closure</b>							
23030 61200 ConProf-Ge	15,000	0	15,000	12,313.51	3,686.49	-1,000.00	106.7%*
23030 61350 ConProf-En	10,000	0	10,000	.00	.00	10,000.00	.0%
23030 61600 ConProf-Me	25,000	0	25,000	.00	.00	25,000.00	.0%
23030 63200 Fees-Groun	40,000	0	40,000	14,965.96	10,034.04	15,000.00	62.5%
23030 64375 Ops-Landfi	10,000	0	10,000	3,075.70	4,924.30	2,000.00	80.0%
23030 65050 Maint-Equi	10,000	0	10,000	.00	.00	10,000.00	.0%
TOTAL Landfill-Closure	110,000	0	110,000	30,355.17	18,644.83	61,000.00	44.5%
TOTAL Landfill-Closure	110,000	0	110,000	30,355.17	18,644.83	61,000.00	44.5%
TOTAL EXPENSES	110,000	0	110,000	30,355.17	18,644.83	61,000.00	

YEAR-TO-DATE BUDGET REPORT

FOR 2023 10

ACCOUNTS FOR:	ORIGINAL APPROP	TRANFRS/ ADJSTMTS	REVISED BUDGET	YTD ACTUAL	ENCUMBRANCES	AVAILABLE BUDGET	PCT USE/COL
240 Landfill-Construction							
<b>240 Landfill-Construction</b>							
240 40000 Trans-IN	-1,000,000	0	-1,000,000	-1,000,000.00	.00	.00	100.0%
TOTAL Landfill-Construction	-1,000,000	0	-1,000,000	-1,000,000.00	.00	.00	100.0%

YEAR-TO-DATE BUDGET REPORT

FOR 2023 10

ACCOUNTS FOR:	ORIGINAL APPROP	TRANFRS/ ADJSTMTS	REVISED BUDGET	YTD ACTUAL	ENCUMBRANCES	AVAILABLE BUDGET	PCT USE/COL
240 Landfill-Construction							
<b>24040 Landfill-Construction</b>							
24040 64400 ops-Landfi	550,000	1,000,000	1,550,000	1,124,514.23	421,529.05	3,956.72	99.7%
TOTAL Landfill-Construction	550,000	1,000,000	1,550,000	1,124,514.23	421,529.05	3,956.72	99.7%
TOTAL Landfill-Construction	-450,000	1,000,000	550,000	124,514.23	421,529.05	3,956.72	99.3%
TOTAL REVENUES	-1,000,000	0	-1,000,000	-1,000,000.00	.00	.00	
TOTAL EXPENSES	550,000	1,000,000	1,550,000	1,124,514.23	421,529.05	3,956.72	

YEAR-TO-DATE BUDGET REPORT

FOR 2023 10								
ACCOUNTS FOR:	ORIGINAL APPROP	TRANFRS/ ADJSTMTS	REVISED BUDGET	YTD ACTUAL	ENCUMBRANCES	AVAILABLE BUDGET	PCT USE/COL	
300 Sports Complex								
<b>300 Sports Complex</b>								
300 30030 GRTR-Infra	-2,173,000	0	-2,173,000	-2,019,723.84	.00	-153,276.16	92.9%*	
300 34310 Concession	-8,000	0	-8,000	-7,734.50	.00	-265.50	96.7%*	
300 40000 Trans-IN	0	-20,296	-20,296	-20,295.99	.00	.00	100.0%	
TOTAL Sports Complex	-2,181,000	-20,296	-2,201,296	-2,047,754.33	.00	-153,541.66	93.0%	



YEAR-TO-DATE BUDGET REPORT

FOR 2023 10

ACCOUNTS FOR:	ORIGINAL APPROP	TRANFRS/ADJSTMTS	REVISED BUDGET	YTD ACTUAL	ENCUMBRANCES	AVAILABLE BUDGET	PCT USE/COL
---------------	-----------------	------------------	----------------	------------	--------------	------------------	-------------

30000 Sports Complex

30000 50500 Labor-Regu	533,732	0	533,732	332,439.05	.00	201,292.95	62.3%
30000 51000 Labor-OT	10,483	0	10,483	1,209.15	.00	9,273.85	11.5%
30000 52000 Labor-Vaca	0	0	0	14,368.93	.00	-14,368.93	100.0%*
30000 52100 Labor-Holi	0	0	0	13,596.32	.00	-13,596.32	100.0%*
30000 53000 Labor-Sick	0	0	0	8,015.09	.00	-8,015.09	100.0%*
30000 54000 Labor-Othe	1,750	0	1,750	750.00	.00	1,000.00	42.9%
30000 55000 Labor-Allo	8,390	0	8,390	6,391.00	.00	1,999.00	76.2%
30000 56000 Labor-Heal	0	18,854	18,854	18,853.68	.00	.00	100.0%
30000 58000 Associated	87,050	0	87,050	70,783.09	.00	16,266.91	81.3%
30000 58100 Associated	40,688	1,442	42,130	28,417.44	.00	13,712.87	67.5%
30000 58200 Associated	34,081	0	34,081	25,866.83	.00	8,214.17	75.9%
30000 58300 Associated	6,620	0	6,620	5,043.67	.00	1,576.33	76.2%
30000 58900 Associated	130	0	130	71.00	.00	59.00	54.6%
30000 61200 ConProf-Ge	171,000	0	171,000	121,631.88	64,700.77	-15,332.65	109.0%*
30000 63225 Fees-NMTRD	52,000	0	52,000	78,109.64	.00	-26,109.64	150.2%*
30000 64425 Ops-Landsc	10,000	0	10,000	2,881.48	.00	7,118.52	28.8%
30000 64475 Ops-Materi	60,000	0	60,000	24,171.39	8,227.49	27,601.12	54.0%
30000 64575 Ops-PPE	0	0	0	160.79	.00	-160.79	100.0%*
30000 64775 Ops-Tools	4,500	0	4,500	1,890.95	1,355.07	1,253.98	72.1%
30000 64800 Ops-Unifor	3,700	0	3,700	2,358.13	.00	1,341.87	63.7%
30000 64825 Ops-Vehicl	15,000	0	15,000	10,936.98	9,063.02	-5,000.00	133.3%*
30000 65000 Maint-Buil	5,000	0	5,000	947.17	753.98	3,298.85	34.0%
30000 65050 Maint-Equi	27,000	0	27,000	9,579.14	828.67	16,592.19	38.5%
30000 65500 Maint-Turf	64,000	0	64,000	15,783.68	4,574.38	43,641.94	31.8%
30000 65550 Maint-Vehi	1,000	0	1,000	910.22	407.34	-317.56	131.8%*
30000 66100 Empl-Train	1,000	0	1,000	535.00	.00	465.00	53.5%
30000 66200 Empl-Per D	700	0	700	.00	.00	700.00	.0%
30000 66500 Empl-Perso	500	0	500	222.03	.00	277.97	44.4%
30000 67100 Util-Elect	90,000	50,000	140,000	106,129.44	33,335.59	534.97	99.6%
30000 67400 Util-Telep	6,400	0	6,400	3,045.34	1,460.66	1,894.00	70.4%
30000 67500 Util-water	30,000	0	30,000	23,372.12	4,127.88	2,500.00	91.7%
30000 80100 Cap-Land	995,000	0	995,000	4,085.80	.00	990,914.20	.4%
30000 80500 Cap-Equipm	160,000	0	160,000	.00	140,663.62	19,336.38	87.9%
TOTAL Sports Complex	2,419,724	70,296	2,490,020	932,556.43	269,498.47	1,287,965.09	48.3%
TOTAL Sports Complex	238,724	50,000	288,724	-1,115,197.90	269,498.47	1,134,423.43	-292.9%
TOTAL REVENUES	-2,181,000	-20,296	-2,201,296	-2,047,754.33	.00	-153,541.66	
TOTAL EXPENSES	2,419,724	70,296	2,490,020	932,556.43	269,498.47	1,287,965.09	

YEAR-TO-DATE BUDGET REPORT

FOR 2023 10

ACCOUNTS FOR:	ORIGINAL APPROP	TRANFRS/ ADJSTMTS	REVISED BUDGET	YTD ACTUAL	ENCUMBRANCES	AVAILABLE BUDGET	PCT USE/COL
---------------	-----------------	-------------------	----------------	------------	--------------	------------------	-------------

320 Streets Improvement

320 30200 Muni Count	-345,000	0	-345,000	-399,656.47	.00	54,656.47	115.8%
320 30210 Muni Rd	-215,000	0	-215,000	-217,466.47	.00	2,466.47	101.1%
320 30310 Tax-Auto L	-74,000	0	-74,000	-106,029.44	.00	32,029.44	143.3%
320 36040 Interest-M	0	0	0	-11,198.23	.00	11,198.23	100.0%
320 37135 State-Legi	-938,865	0	-938,865	-691,195.59	.00	-247,669.41	73.6%*
320 37150 State-NMDO	-728,692	-60,000	-788,692	.00	.00	-788,692.00	.0%*
TOTAL Streets Improvement	-2,301,557	-60,000	-2,361,557	-1,425,546.20	.00	-936,010.80	60.4%

YEAR-TO-DATE BUDGET REPORT

FOR 2023 10

ACCOUNTS FOR:	ORIGINAL APPROP	TRANFRS/ ADJSTMTS	REVISED BUDGET	YTD ACTUAL	ENCUMBRANCES	AVAILABLE BUDGET	PCT USE/COL
320 Streets Improvement							
<b>32020 Streets Improvement</b>							
32020 64990 Ops-Misc	80,000	0	80,000	.00	.00	80,000.00	.0%
32020 65050 Maint-Equi	20,000	0	20,000	.00	.00	20,000.00	.0%
32020 65900 Maint-Misc	250,000	0	250,000	35,271.42	.00	214,728.58	14.1%
32020 80400 Cap-Infras	6,933,392	1,080,000	8,013,392	5,562,731.49	1,442,397.16	1,008,263.78	87.4%
TOTAL Streets Improvement	7,283,392	1,080,000	8,363,392	5,598,002.91	1,442,397.16	1,322,992.36	84.2%
TOTAL Streets Improvement	4,981,835	1,020,000	6,001,835	4,172,456.71	1,442,397.16	386,981.56	93.6%
TOTAL REVENUES	-2,301,557	-60,000	-2,361,557	-1,425,546.20	.00	-936,010.80	
TOTAL EXPENSES	7,283,392	1,080,000	8,363,392	5,598,002.91	1,442,397.16	1,322,992.36	

YEAR-TO-DATE BUDGET REPORT

FOR 2023 10								
ACCOUNTS FOR:	ORIGINAL	TRANFRS/	REVISED				AVAILABLE	PCT
350 Local Government Correction	APPROP	ADJSTMTS	BUDGET	YTD ACTUAL	ENCUMBRANCES	BUDGET	USE/COL	
<b>350 Local Government Correction</b>								
350 33004 Fees-Court	-600,000	0	-600,000	-485,274.00	.00	-114,726.00	80.9%*	
350 33009 Fees-Local	-160,000	0	-160,000	-123,068.00	.00	-36,932.00	76.9%*	
350 33010 Fees-Notar	0	0	0	-9.00	.00	9.00	100.0%	
TOTAL Local Government Correction	-760,000	0	-760,000	-608,351.00	.00	-151,649.00	80.0%	

YEAR-TO-DATE BUDGET REPORT

FOR 2023 10

ACCOUNTS FOR:	ORIGINAL APPROP	TRANFRS/ ADJSTMTS	REVISED BUDGET	YTD ACTUAL	ENCUMBRANCES	AVAILABLE BUDGET	PCT USE/COL
350 Local Government Correction							
<b>35050 Local Government Correction</b>							
35050 62000 Prisoners-	500,000	0	500,000	317,395.00	141,650.00	40,955.00	91.8%
35050 62100 Prisoners-	25,000	0	25,000	.00	.00	25,000.00	.0%
TOTAL Local Government Correction	525,000	0	525,000	317,395.00	141,650.00	65,955.00	87.4%
TOTAL Local Government Correction	-235,000	0	-235,000	-290,956.00	141,650.00	-85,694.00	63.5%
TOTAL REVENUES	-760,000	0	-760,000	-608,351.00	.00	-151,649.00	
TOTAL EXPENSES	525,000	0	525,000	317,395.00	141,650.00	65,955.00	

YEAR-TO-DATE BUDGET REPORT

FOR 2023 10

ACCOUNTS FOR:	ORIGINAL	TRANFRS/	REVISED				AVAILABLE	PCT
360 Cannabis Fund	APPROP	ADJSTMTS	BUDGET	YTD	ACTUAL	ENCUMBRANCES	BUDGET	USE/COL
<b>360 Cannabis Fund</b>								
360 30350 Cannabis	0	0	0	-303,587.71		.00	303,587.71	100.0%
TOTAL Cannabis Fund	0	0	0	-303,587.71		.00	303,587.71	100.0%

YEAR-TO-DATE BUDGET REPORT

FOR 2023 10

ACCOUNTS FOR:	ORIGINAL APPROP	TRANFRS/ ADJSTMTS	REVISED BUDGET	YTD ACTUAL	ENCUMBRANCES	AVAILABLE BUDGET	PCT USE/COL
360 Cannabis Fund							
<b>36060 Cannabis Fund</b>							
36060 63226 Fees-CAN	0	10,000	10,000	4,718.82	.00	5,281.18	47.2%
TOTAL Cannabis Fund	0	10,000	10,000	4,718.82	.00	5,281.18	47.2%
TOTAL Cannabis Fund	0	10,000	10,000	-298,868.89	.00	308,868.89-2988.7%	
TOTAL REVENUES	0	0	0	-303,587.71	.00	303,587.71	
TOTAL EXPENSES	0	10,000	10,000	4,718.82	.00	5,281.18	

YEAR-TO-DATE BUDGET REPORT

FOR 2023 10

ACCOUNTS FOR:	ORIGINAL APPROP	TRANFRS/ ADJSTMTS	REVISED BUDGET	YTD ACTUAL	ENCUMBRANCES	AVAILABLE BUDGET	PCT USE/COL
400 Disaster Preparedness							
<b>400 Disaster Preparedness</b>							
400 36000 Interest-C	0	0	0	-2,278.69	.00	2,278.69	100.0%
TOTAL Disaster Preparedness	0	0	0	-2,278.69	.00	2,278.69	100.0%



YEAR-TO-DATE BUDGET REPORT

FOR 2023 10								
ACCOUNTS FOR:	ORIGINAL	TRANFRS/	REVISED				AVAILABLE	PCT
400 Disaster Preparedness	APPROP	ADJSTMTS	BUDGET	YTD ACTUAL	ENCUMBRANCES		BUDGET	USE/COL
<b>40000 Disaster Preparedness</b>								
40000 61200 ConProf-Ge	1,500,000	0	1,500,000	1,500,000.00	.00		.00	100.0%
TOTAL Disaster Preparedness	1,500,000	0	1,500,000	1,500,000.00	.00		.00	100.0%
TOTAL Disaster Preparedness	1,500,000	0	1,500,000	1,497,721.31	.00		2,278.69	99.8%
TOTAL REVENUES	0	0	0	-2,278.69	.00		2,278.69	
TOTAL EXPENSES	1,500,000	0	1,500,000	1,500,000.00	.00		.00	

YEAR-TO-DATE BUDGET REPORT

FOR 2023 10

ACCOUNTS FOR:	ORIGINAL APPROP	TRANFRS/ ADJSTMTS	REVISED BUDGET	YTD ACTUAL	ENCUMBRANCES	AVAILABLE BUDGET	PCT USE/COL
401 Insurance							
<b>401 Insurance</b>							
401 38012 Misc-Reimb	0	-20,070	-20,070	-61,661.64	.00	41,591.64	307.2%
401 40000 Trans-IN	-1,000,000	0	-1,000,000	-1,000,000.00	.00	.00	100.0%
TOTAL Insurance	-1,000,000	-20,070	-1,020,070	-1,061,661.64	.00	41,591.64	104.1%

YEAR-TO-DATE BUDGET REPORT

FOR 2023 10									
ACCOUNTS FOR:		ORIGINAL	TRANFRS/	REVISED	YTD ACTUAL	ENCUMBRANCES	AVAILABLE	PCT	
401	Insurance	APPROP	ADJSTMTS	BUDGET			BUDGET	USE/COL	
<b>40101 Insurance</b>									
40101	60200	Insur-Admi	20,000	0	20,000	18,991.64	7,284.53	-6,276.17	131.4%*
40101	60205	Insur-Airp	5,700	0	5,700	.00	6,985.00	-1,285.00	122.5%*
40101	60210	Insur-Auto	129,134	0	129,134	27,828.00	.00	101,306.00	21.5%
40101	60215	Insur-Auto	115,182	0	115,182	96,408.00	.00	18,774.00	83.7%
40101	60220	Insur-Clai	200,000	0	200,000	61,890.42	.00	138,109.58	30.9%
40101	60225	Insur-Crim	2,109	0	2,109	4,666.00	.00	-2,557.00	221.2%*
40101	60230	Insur-EDP	10,359	0	10,359	12,431.00	.00	-2,072.00	120.0%*
40101	60235	Insur-Fine	54,029	0	54,029	10,946.00	.00	43,083.00	20.3%
40101	60245	Insur-Inla	18,711	0	18,711	27,181.00	.00	-8,470.00	145.3%*
40101	60250	Insur-Law	264,920	0	264,920	215,739.00	.00	49,181.00	81.4%
40101	60255	Insur-Liab	224,535	0	224,535	402,528.60	.00	-177,993.60	179.3%*
40101	60265	Insur-Pro	0	0	0	2,034.00	.00	-2,034.00	100.0%*
40101	60270	Insur-Prop	308,565	0	308,565	266,808.00	.00	41,757.00	86.5%
40101	60275	Insur-Publ	174,514	0	174,514	188,564.50	.00	-14,050.50	108.1%*
40101	60280	Insur-Unem	2,000	0	2,000	.00	.00	2,000.00	.0%
40101	60285	Insur-Unin	130,000	0	130,000	.00	.00	130,000.00	.0%
TOTAL Insurance			1,659,758	0	1,659,758	1,336,016.16	14,269.53	309,472.31	81.4%
TOTAL Insurance			659,758	-20,070	639,688	274,354.52	14,269.53	351,063.95	45.1%
TOTAL REVENUES			-1,000,000	-20,070	-1,020,070	-1,061,661.64	.00	41,591.64	
TOTAL EXPENSES			1,659,758	0	1,659,758	1,336,016.16	14,269.53	309,472.31	

YEAR-TO-DATE BUDGET REPORT

FOR 2023 10

ACCOUNTS FOR:	ORIGINAL APPROP	TRANFRS/ ADJSTMTS	REVISED BUDGET	YTD ACTUAL	ENCUMBRANCES	AVAILABLE BUDGET	PCT USE/COL
402 Workers' Compensation							
<b>402 Workers' Compensation</b>							
402 36000 Interest-C	0	0	0	-1,905.03	.00	1,905.03	100.0%
402 40000 Trans-IN	-1,250,000	0	-1,250,000	-1,250,000.00	.00	.00	100.0%
TOTAL Workers' Compensation	-1,250,000	0	-1,250,000	-1,251,905.03	.00	1,905.03	100.2%

YEAR-TO-DATE BUDGET REPORT

FOR 2023 10							
ACCOUNTS FOR:	ORIGINAL APPROP	TRANFRS/ ADJSTMTS	REVISED BUDGET	YTD ACTUAL	ENCUMBRANCES	AVAILABLE BUDGET	PCT USE/COL
402 Workers' Compensation							
<b>40202 workers' Compensation</b>							
40202 60100 WC-Admin	20,000	0	20,000	19,150.09	2,509.03	-1,659.12	108.3%*
40202 60110 WC-Excess	225,000	0	225,000	206,741.00	.00	18,259.00	91.9%
40202 60120 WC-Expense	30,000	0	30,000	35,398.77	.00	-5,398.77	118.0%*
40202 60130 WC-Medical	160,000	30,000	190,000	171,299.26	.00	18,700.74	90.2%
40202 60140 WC-Settlem	100,000	0	100,000	.00	.00	100,000.00	.0%
40202 60150 WC-weekly	100,000	120,000	220,000	171,921.40	.00	48,078.60	78.1%
TOTAL workers' Compensation	635,000	150,000	785,000	604,510.52	2,509.03	177,980.45	77.3%
TOTAL workers' Compensation	-615,000	150,000	-465,000	-647,394.51	2,509.03	179,885.48	138.7%
TOTAL REVENUES	-1,250,000	0	-1,250,000	-1,251,905.03	.00	1,905.03	
TOTAL EXPENSES	635,000	150,000	785,000	604,510.52	2,509.03	177,980.45	

YEAR-TO-DATE BUDGET REPORT

FOR 2023 10

ACCOUNTS FOR:	ORIGINAL APPROP	TRANFRS/ ADJSTMTS	REVISED BUDGET	YTD ACTUAL	ENCUMBRANCES	AVAILABLE BUDGET	PCT USE/COL
---------------	-----------------	-------------------	----------------	------------	--------------	------------------	-------------

420 Health Insurance

420 36040 Interest-M	0	0	0	-5,144.96	.00	5,144.96	100.0%
420 38006 Misc-Healt	-1,615,000	0	-1,615,000	-1,270,808.25	.00	-344,191.75	78.7%*
420 38010 Misc-HI-Ci	-5,000,000	0	-5,000,000	-3,812,449.00	.00	-1,187,551.00	76.2%*
420 38012 Misc-Reimb	0	0	0	-22,363.86	.00	22,363.86	100.0%
420 45000 Transfer-T	0	1,534,945	1,534,945	1,534,944.53	.00	.00	100.0%
TOTAL Health Insurance	-6,615,000	1,534,945	-5,080,055	-3,575,821.54	.00	-1,504,233.93	70.4%

YEAR-TO-DATE BUDGET REPORT

FOR 2023 10

ACCOUNTS FOR:	ORIGINAL APPROP	TRANFRS/ ADJSTMTS	REVISED BUDGET	YTD ACTUAL	ENCUMBRANCES	AVAILABLE BUDGET	PCT USE/COL
420 Health Insurance							
<b>42020 Health Insurance</b>							
42020 60200 Insur-Admi	50,000	0	50,000	45,252.26	.00	4,747.74	90.5%
42020 60220 Insur-Clai	6,550,000	0	6,550,000	3,809,526.47	.00	2,740,473.53	58.2%
TOTAL Health Insurance	6,600,000	0	6,600,000	3,854,778.73	.00	2,745,221.27	58.4%
TOTAL Health Insurance	-15,000	1,534,945	1,519,945	278,957.19	.00	1,240,987.34	18.4%
TOTAL REVENUES	-6,615,000	0	-6,615,000	-5,110,766.07	.00	-1,504,233.93	
TOTAL EXPENSES	6,600,000	1,534,945	8,134,945	5,389,723.26	.00	2,745,221.27	

YEAR-TO-DATE BUDGET REPORT

FOR 2023 10

ACCOUNTS FOR:	ORIGINAL APPROP	TRANFRS/ ADJSTMTS	REVISED BUDGET	YTD ACTUAL	ENCUMBRANCES	AVAILABLE BUDGET	PCT USE/COL
500 Fire Protection							
<b>500 Fire Protection</b>							
500 37125 State-Fire	-667,066	0	-667,066	-667,066.00	.00	.00	100.0%
TOTAL Fire Protection	-667,066	0	-667,066	-667,066.00	.00	.00	100.0%



YEAR-TO-DATE BUDGET REPORT

FOR 2023 10							
ACCOUNTS FOR:	ORIGINAL APPROP	TRANFRS/ ADJSTMTS	REVISED BUDGET	YTD ACTUAL	ENCUMBRANCES	AVAILABLE BUDGET	PCT USE/COL
500 Fire Protection							
<b>50000 Fire Protection</b>							
50000 64475 Ops-Materi	0	50,000	50,000	3,954.91	3,538.47	42,506.62	15.0%
50000 65050 Maint-Equi	0	0	0	849.65	33.99	-883.64	100.0%*
50000 65550 Maint-Vehi	0	50,000	50,000	17,178.30	8,176.92	24,644.78	50.7%
50000 80200 Cap-Buildi	0	25,000	25,000	19,672.54	.00	5,327.46	78.7%
50000 80500 Cap-Equipm	1,577,500	68,387	1,645,887	753,033.31	723,802.00	169,051.69	89.7%
TOTAL Fire Protection	1,577,500	193,387	1,770,887	794,688.71	735,551.38	240,646.91	86.4%
TOTAL Fire Protection	910,434	193,387	1,103,821	127,622.71	735,551.38	240,646.91	78.2%
TOTAL REVENUES	-667,066	0	-667,066	-667,066.00	.00	.00	
TOTAL EXPENSES	1,577,500	193,387	1,770,887	794,688.71	735,551.38	240,646.91	

YEAR-TO-DATE BUDGET REPORT

FOR 2023 10

ACCOUNTS FOR:	ORIGINAL APPROP	TRANFRS/ ADJSTMTS	REVISED BUDGET	YTD ACTUAL	ENCUMBRANCES	AVAILABLE BUDGET	PCT USE/COL
501 Emergency Medical Services							
<b>501 Emergency Medical Services</b>							
501 37115 State-EMS	-20,000	0	-20,000	-20,000.00	.00	.00	100.0%
501 45000 Tran-TO-E	13,411	0	13,411	13,411.00	.00	.00	100.0%
TOTAL Emergency Medical Services	-6,589	0	-6,589	-6,589.00	.00	.00	100.0%

YEAR-TO-DATE BUDGET REPORT

FOR 2023 10

ACCOUNTS FOR:	ORIGINAL APPROP	TRANFRS/ ADJSTMTS	REVISED BUDGET	YTD ACTUAL	ENCUMBRANCES	AVAILABLE BUDGET	PCT USE/COL
501 Emergency Medical Services							
<b>50101 Emergency Medical Services</b>							
50101 80500 Cap-Equipm	20,000	0	20,000	17,885.00	.00	2,115.00	89.4%
TOTAL Emergency Medical Services	20,000	0	20,000	17,885.00	.00	2,115.00	89.4%
TOTAL Emergency Medical Services	13,411	0	13,411	11,296.00	.00	2,115.00	84.2%
TOTAL REVENUES	-20,000	0	-20,000	-20,000.00	.00	.00	
TOTAL EXPENSES	33,411	0	33,411	31,296.00	.00	2,115.00	

YEAR-TO-DATE BUDGET REPORT

FOR 2023 10

ACCOUNTS FOR:	ORIGINAL APPROP	TRANFRS/ ADJSTMTS	REVISED BUDGET	YTD ACTUAL	ENCUMBRANCES	AVAILABLE BUDGET	PCT USE/COL
520 Law Enforcement Protection							
<b>520 Law Enforcement Protection</b>							
520 37130 State-Law	-112,000	0	-112,000	-712,000.00	.00	600,000.00	635.7%
520 37199 State-Misc	0	-634,397	-634,397	.00	.00	-634,397.36	.0%*
520 45000 Transfer-T	0	634,397	634,397	634,397.36	.00	.00	100.0%
TOTAL Law Enforcement Protection	-112,000	0	-112,000	-77,602.64	.00	-34,397.36	69.3%

YEAR-TO-DATE BUDGET REPORT

FOR 2023 10

ACCOUNTS FOR:	ORIGINAL APPROP	TRANFRS/ADJSTMTS	REVISED BUDGET	YTD ACTUAL	ENCUMBRANCES	AVAILABLE BUDGET	PCT USE/COL
520 Law Enforcement Protection							
<b>52020 Law Enforcement Protection</b>							
52020 64000 Ops-Ammo/R	0	0	0	5,512.50	.00	-5,512.50	100.0%*
52020 64525 Ops-Police	22,400	0	22,400	42,800.77	26,583.25	-46,984.02	309.8%*
52020 66100 Empl-Train	89,600	0	89,600	12,340.00	520.00	76,740.00	14.4%
52020 66200 Empl-Per D	0	0	0	21,221.83	1,050.00	-22,271.83	100.0%*
TOTAL Law Enforcement Protection	112,000	0	112,000	81,875.10	28,153.25	1,971.65	98.2%
TOTAL Law Enforcement Protection	0	0	0	4,272.46	28,153.25	-32,425.71	100.0%
TOTAL REVENUES	-112,000	-634,397	-746,397	-712,000.00	.00	-34,397.36	
TOTAL EXPENSES	112,000	634,397	746,397	716,272.46	28,153.25	1,971.65	

YEAR-TO-DATE BUDGET REPORT

FOR 2023 10								
ACCOUNTS FOR:	ORIGINAL	TRANFRS/	REVISED				AVAILABLE	PCT
521 Law Enforcement Retention Fund	APPROP	ADJSTMTS	BUDGET	YTD ACTUAL	ENCUMBRANCES	BUDGET	USE/COL	
<b>521 Law Enforcement Retention Fund</b>								
521 37199 State-Misc	0	0	0	-34,397.36	.00	34,397.36	100.0%	
TOTAL Law Enforcement Retention Fund	0	0	0	-34,397.36	.00	34,397.36	100.0%	
TOTAL Law Enforcement Retention Fund	0	0	0	-34,397.36	.00	34,397.36	100.0%	
TOTAL REVENUES	0	0	0	-34,397.36	.00	34,397.36		

YEAR-TO-DATE BUDGET REPORT

FOR 2023 10

ACCOUNTS FOR:	ORIGINAL APPROP	TRANFRS/ ADJSTMTS	REVISED BUDGET	YTD ACTUAL	ENCUMBRANCES	AVAILABLE BUDGET	PCT USE/COL
550 Beautification							
<b>550 Beautification</b>							
550 37105 State-Beau	-35,000	0	-35,000	-15,177.03	.00	-19,822.97	43.4%*
550 40000 Trans-IN	-50,000	0	-50,000	-50,000.00	.00	.00	100.0%
TOTAL Beautification	-85,000	0	-85,000	-65,177.03	.00	-19,822.97	76.7%

YEAR-TO-DATE BUDGET REPORT

FOR 2023 10

ACCOUNTS FOR:	ORIGINAL APPROP	TRANFRS/ADJSTMTS	REVISED BUDGET	YTD ACTUAL	ENCUMBRANCES	AVAILABLE BUDGET	PCT USE/COL
550 Beautification							
<b>55050 Beautification</b>							
55050 61000 ConProf-Ad	5,000	0	5,000	7,366.25	.00	-2,366.25	147.3%*
55050 61200 ConProf-Ge	28,000	0	28,000	42,847.69	.00	-14,847.69	153.0%*
55050 64425 Ops-Landsc	3,280	0	3,280	.00	.00	3,280.00	.0%
55050 64475 Ops-Materi	29,150	0	29,150	15,839.43	.00	13,310.57	54.3%
55050 65550 Maint-Vehi	0	0	0	66.64	.00	-66.64	100.0%*
55050 66000 Empl-Dues	220	0	220	1,030.00	.00	-810.00	468.2%*
55050 66100 Empl-Train	2,500	0	2,500	625.00	.00	1,875.00	25.0%
55050 66200 Empl-Per D	1,000	0	1,000	1,000.51	.00	-.51	100.1%*
55050 66400 Empl-Trans	0	0	0	268.72	.00	-268.72	100.0%*
TOTAL Beautification	69,150	0	69,150	69,044.24	.00	105.76	99.8%
TOTAL Beautification	-15,850	0	-15,850	3,867.21	.00	-19,717.21	-24.4%
TOTAL REVENUES	-85,000	0	-85,000	-65,177.03	.00	-19,822.97	
TOTAL EXPENSES	69,150	0	69,150	69,044.24	.00	105.76	



YEAR-TO-DATE BUDGET REPORT

FOR 2023 10

ACCOUNTS FOR:	ORIGINAL APPROP	TRANFRS/ADJSTMTS	REVISED BUDGET	YTD ACTUAL	ENCUMBRANCES	AVAILABLE BUDGET	PCT USE/COL
570 Municipal Transit							
<b>570 Municipal Transit</b>							
570 33017 Fees-Trans	-25,000	0	-25,000	-32,278.50	.00	7,278.50	129.1%
570 33018 Contract F	-2,000	0	-2,000	-12,533.00	.00	10,533.00	626.7%
570 37220 5311 Admin	-166,450	0	-166,450	-131,842.44	.00	-34,607.56	79.2%*
570 37230 5311 Op	-505,000	0	-505,000	-393,591.02	.00	-111,408.98	77.9%*
570 37235 5311 Cap	-2,005,668	-20,924	-2,026,592	.00	.00	-2,026,592.00	.0%*
570 40000 Trans-IN	-600,000	-38,511	-638,511	-638,510.87	.00	.00	100.0%
TOTAL Municipal Transit	-3,304,118	-59,435	-3,363,553	-1,208,755.83	.00	-2,154,797.04	35.9%

YEAR-TO-DATE BUDGET REPORT

FOR 2023 10

ACCOUNTS FOR:	ORIGINAL APPROP	TRANFRS/ADJSTMTS	REVISED BUDGET	YTD ACTUAL	ENCUMBRANCES	AVAILABLE BUDGET	PCT USE/COL
---------------	-----------------	------------------	----------------	------------	--------------	------------------	-------------

57070 Municipal Transit

57070 50500 Labor-Regu	820,011	0	820,011	550,955.79	.00	269,055.21	67.2%
57070 51000 Labor-OT	4,987	0	4,987	4,113.37	.00	873.63	82.5%
57070 52000 Labor-Vaca	0	0	0	31,604.15	.00	-31,604.15	100.0%*
57070 52100 Labor-Holi	0	0	0	25,716.49	.00	-25,716.49	100.0%*
57070 53000 Labor-Sick	0	0	0	26,726.70	.00	-26,726.70	100.0%*
57070 54000 Labor-Othe	3,625	0	3,625	1,860.45	.00	1,764.55	51.3%
57070 55000 Labor-Allo	3,428	0	3,428	2,891.00	.00	537.00	84.3%
57070 56000 Labor-Heal	0	35,774	35,774	35,774.15	.00	.00	100.0%
57070 58000 Associated	139,524	0	139,524	114,133.92	.00	25,390.08	81.8%
57070 58100 Associated	59,748	2,737	62,485	48,827.22	.00	13,657.50	78.1%
57070 58200 Associated	71,895	0	71,895	56,975.74	.00	14,919.26	79.2%
57070 58300 Associated	13,970	0	13,970	11,109.48	.00	2,860.52	79.5%
57070 58900 Associated	260	0	260	151.80	.00	108.20	58.4%
57070 61000 ConProf-Ad	0	0	0	1,935.36	880.64	-2,816.00	100.0%*
57070 61200 ConProf-Ge	25,000	0	25,000	5,524.94	7,279.80	12,195.26	51.2%
57070 61900 ConProf-Mi	0	0	0	945.86	205.60	-1,151.46	100.0%*
57070 63100 Fees-Filin	200	0	200	.00	.00	200.00	.0%
57070 64115 Ops-Comp H	0	0	0	18,275.31	.00	-18,275.31	100.0%*
57070 64425 Ops-Landsc	0	0	0	430.58	.00	-430.58	100.0%*
57070 64475 Ops-Materi	20,000	0	20,000	8,790.06	1,248.85	9,961.09	50.2%
57070 64575 Ops-PPE	0	0	0	315.33	.00	-315.33	100.0%*
57070 64600 Ops-Postag	200	0	200	39.22	.00	160.78	19.6%
57070 64775 Ops-Tools	4,000	0	4,000	2,021.01	.00	1,978.99	50.5%
57070 64800 Ops-Unifor	2,000	0	2,000	536.13	58.70	1,405.17	29.7%
57070 64825 Ops-Vehicl	120,000	0	120,000	64,634.31	15,365.69	40,000.00	66.7%
57070 64990 Ops-Misc	0	0	0	387.07	600.00	-987.07	100.0%*
57070 65000 Maint-Buil	4,500	0	4,500	2,760.00	.00	1,740.00	61.3%
57070 65050 Maint-Equi	100	0	100	.00	.00	100.00	.0%
57070 65500 Maint-Turf	0	0	0	99.95	.00	-99.95	100.0%*
57070 65550 Maint-Vehi	33,000	0	33,000	44,371.92	5,880.59	-17,252.51	152.3%*
57070 66000 Empl-Dues	800	0	800	400.00	.00	400.00	50.0%
57070 66100 Empl-Train	2,000	0	2,000	325.00	1,195.00	480.00	76.0%
57070 66200 Empl-Per D	1,600	0	1,600	1,650.21	540.32	-590.53	136.9%*
57070 66500 Empl-Perso	1,000	0	1,000	679.17	1,236.33	-915.50	191.6%*
57070 67100 Util-Elect	5,000	0	5,000	3,829.03	1,498.24	-327.27	106.5%*
57070 67200 Util-Gas	1,400	0	1,400	2,371.20	628.80	-1,600.00	214.3%*
57070 67400 Util-Telep	5,000	0	5,000	5,540.12	4,741.01	-5,281.13	205.6%*
57070 67500 Util-water	2,500	0	2,500	1,847.76	552.24	100.00	96.0%
57070 80300 Cap-Improv	8,435	0	8,435	.00	.00	8,435.00	.0%
57070 80500 Cap-Equipm	1,750,604	20,924	1,771,528	152,361.56	61,930.90	1,557,235.54	12.1%

YEAR-TO-DATE BUDGET REPORT

FOR 2023 10								
ACCOUNTS FOR:		ORIGINAL	TRANFRS/	REVISED			AVAILABLE	PCT
570	Municipal Transit	APPROP	ADJSTMTS	BUDGET	YTD ACTUAL	ENCUMBRANCES	BUDGET	USE/COL
	TOTAL Municipal Transit	3,104,787	59,435	3,164,222	1,230,911.36	103,842.71	1,829,467.80	42.2%
	TOTAL Municipal Transit	-199,331	0	-199,331	22,155.53	103,842.71	-325,329.24	-63.2%
	TOTAL REVENUES	-3,304,118	-59,435	-3,363,553	-1,208,755.83	.00	-2,154,797.04	
	TOTAL EXPENSES	3,104,787	59,435	3,164,222	1,230,911.36	103,842.71	1,829,467.80	

YEAR-TO-DATE BUDGET REPORT

FOR 2023 10								
ACCOUNTS FOR:	ORIGINAL	TRANFRS/	REVISED				AVAILABLE	PCT
580 CDBG Grant	APPROP	ADJSTMTS	BUDGET	YTD ACTUAL	ENCUMBRANCES		BUDGET	USE/COL
<b>580 CDBG Grant</b>								
580 37199 State-Misc	-161,704	0	-161,704	.00	.00		-161,703.57	.0%*
580 37290 Federal-Mi	-54,848	0	-54,848	.00	.00		-54,848.00	.0%*
TOTAL CDBG Grant	-216,552	0	-216,552	.00	.00		-216,551.57	.0%

YEAR-TO-DATE BUDGET REPORT

FOR 2023 10

ACCOUNTS FOR:	ORIGINAL APPROP	TRANFRS/ ADJSTMTS	REVISED BUDGET	YTD ACTUAL	ENCUMBRANCES	AVAILABLE BUDGET	PCT USE/COL
580 CDBG Grant							
<b>58080 CDBG Grant</b>							
58080 80200 Cap-Buildi	45,882	0	45,882	45,881.54	.00	.00	100.0%
58080 80300 Cap-Improv	61,117	0	61,117	60,859.14	.00	258.27	99.6%
TOTAL CDBG Grant	106,999	0	106,999	106,740.68	.00	258.27	99.8%
TOTAL CDBG Grant	-109,553	0	-109,553	106,740.68	.00	-216,293.30	-97.4%
TOTAL REVENUES	-216,552	0	-216,552	.00	.00	-216,551.57	
TOTAL EXPENSES	106,999	0	106,999	106,740.68	.00	258.27	

YEAR-TO-DATE BUDGET REPORT

FOR 2023 10

ACCOUNTS FOR:	ORIGINAL APPROP	TRANFRS/ ADJSTMTS	REVISED BUDGET	YTD ACTUAL	ENCUMBRANCES	AVAILABLE BUDGET	PCT USE/COL
590 American Rescue Plan Act							
<b>590 American Rescue Plan Act</b>							
590 37199 State-Misc	-3,681,801	0	-3,681,801	-3,681,801.00	.00	.00	100.0%
590 45000 Transfer-T	3,681,801	0	3,681,801	3,681,801.00	.00	.00	100.0%
TOTAL American Rescue Plan Act	0	0	0	.00	.00	.00	.0%
TOTAL American Rescue Plan Act	0	0	0	.00	.00	.00	.0%
TOTAL REVENUES	-3,681,801	0	-3,681,801	-3,681,801.00	.00	.00	
TOTAL EXPENSES	3,681,801	0	3,681,801	3,681,801.00	.00	.00	

YEAR-TO-DATE BUDGET REPORT

FOR 2023 10

ACCOUNTS FOR:	ORIGINAL APPROP	TRANFRS/ ADJSTMTS	REVISED BUDGET	YTD ACTUAL	ENCUMBRANCES	AVAILABLE BUDGET	PCT USE/COL
600 LT-Promotional							
<b>600 LT-Promotional</b>							
600 30400 LT-Promo	-750,000	0	-750,000	-967,702.58	.00	217,702.58	129.0%
600 30401 LT-Pro-Pen	0	0	0	-2,063.36	.00	2,063.36	100.0%
TOTAL LT-Promotional	-750,000	0	-750,000	-969,765.94	.00	219,765.94	129.3%

YEAR-TO-DATE BUDGET REPORT

FOR 2023 10

ACCOUNTS FOR:	ORIGINAL APPROP	TRANFRS/ ADJSTMTS	REVISED BUDGET	YTD ACTUAL	ENCUMBRANCES	AVAILABLE BUDGET	PCT USE/COL
600 LT-Promotional							
<b>60000 LT-Promotional</b>							
60000 68400 LT-Promo-C	333,918	85,000	418,918	197,304.43	111,315.16	110,298.41	73.7%
60000 68700 LT-Promo-O	938,215	439,454	1,377,669	781,138.21	381,601.79	214,928.92	84.4%
60000 80500 Cap-Equipm	1,500,000	0	1,500,000	371,126.01	780,880.99	347,993.00	76.8%
TOTAL LT-Promotional	2,772,133	524,454	3,296,587	1,349,568.65	1,273,797.94	673,220.33	79.6%
TOTAL LT-Promotional	2,022,133	524,454	2,546,587	379,802.71	1,273,797.94	892,986.27	64.9%
TOTAL REVENUES	-750,000	0	-750,000	-969,765.94	.00	219,765.94	
TOTAL EXPENSES	2,772,133	524,454	3,296,587	1,349,568.65	1,273,797.94	673,220.33	



YEAR-TO-DATE BUDGET REPORT

FOR 2023 10

ACCOUNTS FOR:	ORIGINAL APPROP	TRANFRS/ ADJSTMTS	REVISED BUDGET	YTD ACTUAL	ENCUMBRANCES	AVAILABLE BUDGET	PCT USE/COL
650 LT-Non Promotional							
<b>650 LT-Non Promotional</b>							
650 30402 LT-NP	-1,100,000	0	-1,100,000	-1,451,554.86	.00	351,554.86	132.0%
650 30403 LT-NP Pen	0	0	0	-3,095.07	.00	3,095.07	100.0%
TOTAL LT-Non Promotional	-1,100,000	0	-1,100,000	-1,454,649.93	.00	354,649.93	132.2%

YEAR-TO-DATE BUDGET REPORT

FOR 2023 10							
ACCOUNTS FOR:	ORIGINAL APPROP	TRANFRS/ ADJSTMTS	REVISED BUDGET	YTD ACTUAL	ENCUMBRANCES	AVAILABLE BUDGET	PCT USE/COL
650 LT-Non Promotional							
<b>65000 LT-Non Promotional</b>							
65000 61200 ConProf-Ge	2,500	0	2,500	.00	.00	2,500.00	.0%
65000 68400 LT-City	347,500	-4,000	343,500	301,929.78	30,000.00	11,570.22	96.6%
65000 68700 LT-Outside	459,500	0	459,500	291,969.01	167,530.99	.00	100.0%
65000 80300 Cap-Improv	1,677,513	4,000	1,681,513	1,465,681.62	125,318.64	90,512.70	94.6%
65000 80500 Cap-Equipm	40,000	70,000	110,000	.00	86,596.07	23,403.93	78.7%
TOTAL LT-Non Promotional	2,527,013	70,000	2,597,013	2,059,580.41	409,445.70	127,986.85	95.1%
TOTAL LT-Non Promotional	1,427,013	70,000	1,497,013	604,930.48	409,445.70	482,636.78	67.8%
TOTAL REVENUES	-1,100,000	0	-1,100,000	-1,454,649.93	.00	354,649.93	
TOTAL EXPENSES	2,527,013	70,000	2,597,013	2,059,580.41	409,445.70	127,986.85	

YEAR-TO-DATE BUDGET REPORT

FOR 2023 10

ACCOUNTS FOR:	ORIGINAL APPROP	TRANFRS/ ADJSTMTS	REVISED BUDGET	YTD ACTUAL	ENCUMBRANCES	AVAILABLE BUDGET	PCT USE/COL
---------------	-----------------	-------------------	----------------	------------	--------------	------------------	-------------

680 LT-Discretionary

680 30404 LT-Discret	-1,100,000	0	-1,100,000	-1,142,056.08	.00	42,056.08	103.8%
680 30405 LT-DisPen	0	0	0	-1,448.23	.00	1,448.23	100.0%
680 45000 Tran-TO-E	0	475,000	475,000	475,000.00	.00	.00	100.0%
TOTAL LT-Discretionary	-1,100,000	475,000	-625,000	-668,504.31	.00	43,504.31	107.0%

YEAR-TO-DATE BUDGET REPORT

FOR 2023 10

ACCOUNTS FOR:	ORIGINAL APPROP	TRANFRS/ ADJSTMTS	REVISED BUDGET	YTD ACTUAL	ENCUMBRANCES	AVAILABLE BUDGET	PCT USE/COL
680 LT-Discretionary							
<b>68000 LT-Discretionary</b>							
68000 80200 Cap-LandIm	0	170,000	170,000	.00	.00	170,000.00	.0%
68000 80300 Cap-Build	300,000	1,050,000	1,350,000	1,045,939.20	.00	304,060.80	77.5%
68000 80500 Cap-Eq&Fur	0	500,000	500,000	.00	.00	500,000.00	.0%
TOTAL LT-Discretionary	300,000	1,720,000	2,020,000	1,045,939.20	.00	974,060.80	51.8%
TOTAL LT-Discretionary	-800,000	2,195,000	1,395,000	377,434.89	.00	1,017,565.11	27.1%
TOTAL REVENUES	-1,100,000	0	-1,100,000	-1,143,504.31	.00	43,504.31	
TOTAL EXPENSES	300,000	2,195,000	2,495,000	1,520,939.20	.00	974,060.80	

YEAR-TO-DATE BUDGET REPORT

FOR 2023 10							
ACCOUNTS FOR:	ORIGINAL APPROP	TRANFRS/ADJSTMTS	REVISED BUDGET	YTD ACTUAL	ENCUMBRANCES	AVAILABLE BUDGET	PCT USE/COL
700 Water & Sewer							
<b>700 Water &amp; Sewer</b>							
700 33006 Fees-Late	-84,000	0	-84,000	-223,550.24	.00	139,550.24	266.1%
700 33008 Fees-Lien	-500	0	-500	-1,091.16	.00	591.16	218.2%
700 33011 Fees-NSF	-2,000	0	-2,000	-1,450.00	.00	-550.00	72.5%*
700 33019 W&S Connec	0	0	0	-3,751.40	.00	3,751.40	100.0%
700 33020 W&S Reconn	0	0	0	-106,125.06	.00	106,125.06	100.0%
700 33021 W&S Tap Fe	-110,000	0	-110,000	-133,325.30	.00	23,325.30	121.2%
700 34200 Septage	-510,000	0	-510,000	-374,770.51	.00	-135,229.49	73.5%*
700 34210 Effluent	-2,000	0	-2,000	-6,986.90	.00	4,986.90	349.3%
700 34220 Services-C	-5,500,000	0	-5,500,000	-4,974,437.77	.00	-525,562.23	90.4%*
700 34230 Services-L	0	0	0	-16,059.65	.00	16,059.65	100.0%
700 34240 Services-D	-1,000,000	0	-1,000,000	-980,391.43	.00	-19,608.57	98.0%*
700 34250 Services-S	-4,900,000	0	-4,900,000	-4,544,979.32	.00	-355,020.68	92.8%*
700 34260 W&S Analys	-37,000	0	-37,000	-36,596.41	.00	-403.59	98.9%*
700 36000 CD Interes	0	0	0	-15,973.99	.00	15,973.99	100.0%
700 36040 Interest-M	-16,000	0	-16,000	-88,675.01	.00	72,675.01	554.2%
700 37135 State-Legi	-7,448,401	0	-7,448,401	.00	.00	-7,448,401.00	.0%*
700 37191 State-NMED	-376,323	0	-376,323	-40,119.48	.00	-336,203.52	10.7%*
700 38007 Misc-Long/	0	0	0	342.18	.00	-342.18	100.0%*
700 38090 Misc-All O	0	0	0	-3,272.81	.00	3,272.81	100.0%
700 40000 Trans-IN	-1,500,000	-188,134	-1,688,134	-1,688,134.28	.00	.00	100.0%
700 45000 Transfer-T	350,000	0	350,000	350,000.00	.00	.00	100.0%
<b>TOTAL Water &amp; Sewer</b>	<b>-21,136,224</b>	<b>-188,134</b>	<b>-21,324,358</b>	<b>-12,889,348.54</b>	<b>.00</b>	<b>-8,435,009.74</b>	<b>60.4%</b>

YEAR-TO-DATE BUDGET REPORT

FOR 2023 10

ACCOUNTS FOR:	ORIGINAL APPROP	TRANFRS/ADJSTMTS	REVISED BUDGET	YTD ACTUAL	ENCUMBRANCES	AVAILABLE BUDGET	PCT USE/COL
---------------	-----------------	------------------	----------------	------------	--------------	------------------	-------------

70000 Water

70000 50500 Labor-Regu	1,780,525	0	1,780,525	1,095,341.23	.00	685,183.77	61.5%
70000 51000 Labor-OT	173,741	0	173,741	155,267.64	.00	18,473.36	89.4%
70000 51100 Labor-DT	0	0	0	12,791.14	.00	-12,791.14	100.0%*
70000 52000 Labor-Vaca	0	0	0	116,998.42	.00	-116,998.42	100.0%*
70000 52100 Labor-Holi	0	0	0	63,046.99	.00	-63,046.99	100.0%*
70000 53000 Labor-Sick	0	0	0	73,048.59	.00	-73,048.59	100.0%*
70000 54000 Labor-Othe	6,750	0	6,750	6,419.48	.00	330.52	95.1%
70000 55000 Labor-Allo	31,282	0	31,282	34,792.50	.00	-3,510.50	111.2%*
70000 56000 Labor-Heal	0	90,233	90,233	87,547.22	.00	2,685.59	97.0%
70000 58000 Associated	369,690	0	369,690	278,040.32	.00	91,649.68	75.2%
70000 58100 Associated	142,613	6,714	149,327	118,289.48	.00	31,038.00	79.2%
70000 58200 Associated	182,491	0	182,491	135,473.88	.00	47,017.12	74.2%
70000 58300 Associated	35,448	0	35,448	26,419.22	.00	9,028.78	74.5%
70000 58900 Associated	270	0	270	187.10	.00	82.90	69.3%
70000 61200 ConProf-Ge	279,000	0	279,000	215,060.11	127,260.33	-63,320.44	122.7%*
70000 61550 ConProf-Le	0	0	0	1,850.32	.00	-1,850.32	100.0%*
70000 61900 ConProf-Mi	0	0	0	1,819.94	360.06	-2,180.00	100.0%*
70000 63350 Fees-Water	83,800	0	83,800	58,587.18	1,000.00	24,212.82	71.1%
70000 63400 Fees-Water	20,000	0	20,000	20,000.00	.00	.00	100.0%
70000 63900 Fees-Misc	0	0	0	.00	375.00	-375.00	100.0%*
70000 64075 Ops-Books	0	0	0	763.66	.00	-763.66	100.0%*
70000 64115 Ops-Comp H	0	0	0	123.81	.00	-123.81	100.0%*
70000 64425 Ops-Landsc	3,000	0	3,000	3,275.04	2,149.37	-2,424.41	180.8%*
70000 64475 Ops-Materi	200,000	31,750	231,750	140,663.23	70,284.03	20,802.74	91.0%
70000 64575 Ops-PPE	15,000	0	15,000	11,965.67	2,283.26	751.07	95.0%
70000 64600 Ops-Postag	19,900	0	19,900	21,402.01	5,540.77	-7,042.78	135.4%*
70000 64675 Ops-Safety	5,000	0	5,000	592.55	2,190.95	2,216.50	55.7%
70000 64775 Ops-Tools	30,000	0	30,000	40,790.93	8,122.23	-18,913.16	163.0%*
70000 64800 Ops-Unifor	14,500	0	14,500	6,429.49	961.82	7,108.69	51.0%
70000 64825 Ops-Vehicl	75,000	0	75,000	71,773.94	35,726.06	-32,500.00	143.3%*
70000 64990 Ops-Misc	0	0	0	635.01	.00	-635.01	100.0%*
70000 65000 Maint-Buil	30,000	0	30,000	36,024.12	4,572.45	-10,596.57	135.3%*
70000 65050 Maint-Equi	130,000	0	130,000	89,385.63	16,017.71	24,596.66	81.1%
70000 65350 Maint-Serv	640,000	0	640,000	335,544.03	15,721.95	288,734.02	54.9%
70000 65550 Maint-Vehi	90,000	0	90,000	65,333.19	22,170.53	2,496.28	97.2%
70000 65900 Maint-Misc	0	0	0	829.06	1,560.01	-2,389.07	100.0%*
70000 66000 Empl-Dues	3,800	0	3,800	2,161.00	2,705.00	-1,066.00	128.1%*
70000 66100 Empl-Train	7,000	0	7,000	973.00	500.00	5,527.00	21.0%
70000 66200 Empl-Per D	1,500	0	1,500	289.50	.00	1,210.50	19.3%
70000 66500 Empl-Perso	200	0	200	587.68	35.75	-423.43	311.7%*

YEAR-TO-DATE BUDGET REPORT

FOR 2023 10							
ACCOUNTS FOR:	ORIGINAL APPROP	TRANFRS/ADJSTMTS	REVISED BUDGET	YTD ACTUAL	ENCUMBRANCES	AVAILABLE BUDGET	PCT USE/COL
700 Water & Sewer							
70000 67100 Util-Elect	550,000	0	550,000	467,675.42	272,537.87	-190,213.29	134.6%*
70000 67200 Util-Gas	5,000	0	5,000	3,149.63	350.37	1,500.00	70.0%
70000 67400 Util-Telep	40,000	0	40,000	24,979.80	19,642.87	-4,622.67	111.6%*
70000 67500 Util-Water	5,000	0	5,000	2,395.10	404.90	2,200.00	56.0%
70000 80300 Cap-Improv	147,717	0	147,717	66,867.00	4,734.38	76,115.96	48.5%
70000 80400 Cap-Infras	5,490,308	200,000	5,690,308	2,598,035.27	1,195,865.39	1,896,407.31	66.7%
70000 80500 Cap-Equipm	295,920	-31,750	264,170	177,551.77	77,469.00	9,149.41	96.5%
TOTAL Water	10,904,455	296,947	11,201,403	6,671,177.30	1,890,542.06	2,639,683.42	76.4%

YEAR-TO-DATE BUDGET REPORT

FOR 2023 10								
ACCOUNTS FOR:	ORIGINAL	TRANFRS/	REVISED	YTD	ENCUMBRANCES	AVAILABLE	PCT	
700 Water & Sewer	APPROP	ADJSTMNTS	BUDGET	ACTUAL		BUDGET	USE/COL	
<b>70001 Waste Water</b>								
70001 50500 Labor-Regu	680,379	0	680,379	410,547.24	.00	269,831.76	60.3%	
70001 51000 Labor-OT	13,141	0	13,141	7,662.79	.00	5,478.21	58.3%	
70001 51100 Labor-DT	0	0	0	13,769.94	.00	-13,769.94	100.0%*	
70001 52000 Labor-Vaca	0	0	0	22,336.39	.00	-22,336.39	100.0%*	
70001 52100 Labor-Holi	0	0	0	27,248.24	.00	-27,248.24	100.0%*	
70001 53000 Labor-Sick	0	0	0	22,556.25	.00	-22,556.25	100.0%*	
70001 54000 Labor-Othe	2,250	0	2,250	875.00	.00	1,375.00	38.9%	
70001 55000 Labor-Allo	11,024	0	11,024	8,651.40	.00	2,372.60	78.5%	
70001 56000 Labor-Heal	0	29,651	29,651	29,650.62	.00	.00	100.0%	
70001 58000 Associated	162,786	0	162,786	92,750.43	.00	70,035.57	57.0%	
70001 58100 Associated	50,910	2,268	53,178	39,270.01	.00	13,908.26	73.8%	
70001 58200 Associated	69,865	0	69,865	48,443.59	.00	21,421.41	69.3%	
70001 58300 Associated	13,570	0	13,570	9,447.65	.00	4,122.35	69.6%	
70001 58900 Associated	100	0	100	59.80	.00	40.20	59.8%	
70001 61200 ConProf-Ge	36,000	0	36,000	17,718.61	4,326.36	13,955.03	61.2%	
70001 61900 ConProf-Mi	0	0	0	559.52	240.48	-800.00	100.0%*	
70001 63300 Fees-Publi	1,000	0	1,000	.00	.00	1,000.00	.0%	
70001 64425 Ops-Landsc	0	0	0	450.18	.00	-450.18	100.0%*	
70001 64475 Ops-Materi	90,000	0	90,000	98,900.86	1,072.55	-9,973.41	111.1%*	
70001 64575 Ops-PPE	5,000	0	5,000	264.40	.00	4,735.60	5.3%	
70001 64600 Ops-Postag	18,500	0	18,500	20,342.44	5,192.56	-7,035.00	138.0%*	
70001 64675 Ops-Safety	0	0	0	1,314.00	.00	-1,314.00	100.0%*	
70001 64775 Ops-Tools	30,000	0	30,000	3,429.16	79.96	26,490.88	11.7%	
70001 64800 Ops-Unifor	3,300	0	3,300	3,529.19	.00	-229.19	106.9%*	
70001 64825 Ops-Vehicl	5,500	0	5,500	4,287.37	1,733.73	-521.10	109.5%*	
70001 64990 Ops-Misc	0	0	0	-.01	.00	.01	100.0%	
70001 65000 Maint-Buil	8,500	0	8,500	5,690.56	811.67	1,997.77	76.5%	
70001 65050 Maint-Equi	200,000	-3,500	196,500	82,872.35	60,357.32	53,270.33	72.9%	
70001 65350 Maint-Serv	0	0	0	31.75	.00	-31.75	100.0%*	
70001 65550 Maint-Vehi	5,000	0	5,000	2,590.26	283.06	2,126.68	57.5%	
70001 66000 Empl-Dues	1,600	0	1,600	518.00	.00	1,082.00	32.4%	
70001 66100 Empl-Train	5,000	0	5,000	600.00	.00	4,400.00	12.0%	
70001 66200 Empl-Per D	4,200	0	4,200	1,288.00	.00	2,912.00	30.7%	
70001 66500 Empl-Perse	300	0	300	1,071.71	33.40	-805.11	368.4%*	
70001 67100 Util-Elect	110,000	0	110,000	127,432.36	36,298.32	-53,730.68	148.8%*	
70001 67400 Util-Telep	5,000	0	5,000	3,552.77	649.63	797.60	84.0%	
70001 67500 Util-Water	1,000	0	1,000	777.30	722.70	-500.00	150.0%*	
70001 80400 Cap-Infras	550,000	0	550,000	.00	.00	550,000.00	.0%	
70001 80500 Cap-Equipm	685,135	0	685,135	142,306.24	316,834.50	225,993.83	67.0%	
<b>TOTAL Waste Water</b>	<b>2,769,060</b>	<b>28,419</b>	<b>2,797,478</b>	<b>1,252,796.37</b>	<b>428,636.24</b>	<b>1,116,045.85</b>	<b>60.1%</b>	



YEAR-TO-DATE BUDGET REPORT

FOR 2023 10									
ACCOUNTS FOR:	ORIGINAL	TRANFRS/	REVISED				AVAILABLE	PCT	
700 Water & Sewer	APPROP	ADJSTMTS	BUDGET	YTD	ACTUAL	ENCUMBRANCES	BUDGET	USE/COL	
<b>70002 Double Eagle</b>									
70002 50500 Labor-Regu	524,733	0	524,733	344,809.69		.00	179,923.31	65.7%	
70002 51000 Labor-OT	56,364	0	56,364	68,540.08		.00	-12,176.08	121.6%*	
70002 51100 Labor-DT	0	0	0	6,127.98		.00	-6,127.98	100.0%*	
70002 52000 Labor-Vaca	0	0	0	16,870.68		.00	-16,870.68	100.0%*	
70002 52100 Labor-Holi	0	0	0	12,752.50		.00	-12,752.50	100.0%*	
70002 53000 Labor-Sick	0	0	0	10,171.39		.00	-10,171.39	100.0%*	
70002 54000 Labor-Othe	2,000	0	2,000	1,631.50		.00	368.50	81.6%	
70002 55000 Labor-Allo	8,268	0	8,268	5,989.00		.00	2,279.00	72.4%	
70002 56000 Labor-Heal	0	25,406	25,406	25,405.68		.00	.00	100.0%	
70002 58000 Associated	122,487	0	122,487	80,227.84		.00	42,259.16	65.5%	
70002 58100 Associated	42,391	1,944	44,335	35,399.34		.00	8,935.19	79.8%	
70002 58200 Associated	51,975	0	51,975	38,163.02		.00	13,811.98	73.4%	
70002 58300 Associated	10,096	0	10,096	7,442.08		.00	2,653.92	73.7%	
70002 58900 Associated	80	0	80	48.30		.00	31.70	60.4%	
70002 61200 ConProf-Ge	84,000	0	84,000	14,651.46		32,325.38	37,023.16	55.9%	
70002 64475 Ops-Materi	46,700	0	46,700	8,192.67		1,149.07	37,358.26	20.0%	
70002 64575 Ops-PPE	5,000	0	5,000	1,932.46		119.40	2,948.14	41.0%	
70002 64600 Ops-Postag	200	0	200	94.80		.00	105.20	47.4%	
70002 64775 Ops-Tools	10,000	0	10,000	4,100.31		896.06	5,003.63	50.0%	
70002 64800 Ops-Unifor	2,800	0	2,800	953.00		185.70	1,661.30	40.7%	
70002 64825 Ops-Vehicl	43,000	0	43,000	26,138.29		23,861.71	-7,000.00	116.3%*	
70002 65000 Maint-Buil	0	0	0	114.89		.00	-114.89	100.0%*	
70002 65050 Maint-Equi	70,000	0	70,000	31,331.40		25,801.50	12,867.10	81.6%	
70002 65350 Maint-Serv	80,000	0	80,000	26,235.81		.00	53,764.19	32.8%	
70002 65550 Maint-Vehi	20,000	0	20,000	24,720.52		6,124.20	-10,844.72	154.2%*	
70002 66000 Empl-Dues	700	0	700	318.00		182.00	200.00	71.4%	
70002 66100 Empl-Train	3,000	0	3,000	.00		500.00	2,500.00	16.7%	
70002 66200 Empl-Per D	100	0	100	60.00		.00	40.00	60.0%	
70002 66500 Empl-Perso	400	0	400	.00		.00	400.00	.0%	
70002 67100 Util-Elect	100,000	0	100,000	124,204.07		14,995.93	-39,200.00	139.2%*	
70002 67200 Util-Gas	1,000	0	1,000	831.62		868.38	-700.00	170.0%*	
70002 67400 Util-Telep	2,200	0	2,200	3,998.17		5,901.83	-7,700.00	450.0%*	
70002 67500 Util-Water	500	0	500	257.23		768.52	-525.75	205.2%*	
70002 80400 Cap-Infras	3,700,000	0	3,700,000	113,464.55		129,373.45	3,457,162.00	6.6%	
70002 80500 Cap-Equipm	350,000	-200,000	150,000	.00		.00	150,000.00	.0%	
<b>TOTAL Double Eagle</b>	<b>5,337,994</b>	<b>-172,651</b>	<b>5,165,343</b>	<b>1,035,178.33</b>		<b>243,053.13</b>	<b>3,887,111.75</b>	<b>24.7%</b>	

YEAR-TO-DATE BUDGET REPORT

FOR 2023 10								
ACCOUNTS FOR:		ORIGINAL	TRANFRS/	REVISED			AVAILABLE	PCT
700	Water & Sewer	APPROP	ADJSTMNTS	BUDGET	YTD ACTUAL	ENCUMBRANCES	BUDGET	USE/COL
<b>70003 Collection System</b>								
70003	50500	Labor-Regu						
			382,446	0	382,446	234,595.96	.00	147,850.04 61.3%
70003	51000	Labor-OT						
			39,396	0	39,396	22,576.93	.00	16,819.07 57.3%
70003	51100	Labor-DT						
			0	0	0	950.04	.00	-950.04 100.0%*
70003	52000	Labor-Vaca						
			0	0	0	12,860.44	.00	-12,860.44 100.0%*
70003	52100	Labor-Holi						
			0	0	0	13,612.48	.00	-13,612.48 100.0%*
70003	53000	Labor-Sick						
			0	0	0	15,477.83	.00	-15,477.83 100.0%*
70003	54000	Labor-Othe						
			1,500	0	1,500	1,176.00	.00	324.00 78.4%
70003	55000	Labor-Allo						
			7,640	0	7,640	5,320.25	.00	2,319.75 69.6%
70003	56000	Labor-Heal						
			0	14,235	14,235	14,234.89	.00	.00 100.0%
70003	58000	Associated						
			79,374	0	79,374	46,027.49	.00	33,346.51 58.0%
70003	58100	Associated						
			31,510	1,089	32,599	23,376.39	.00	9,222.58 71.7%
70003	58200	Associated						
			39,395	0	39,395	28,320.53	.00	11,074.47 71.9%
70003	58300	Associated						
			7,654	0	7,654	5,527.80	.00	2,126.20 72.2%
70003	58900	Associated						
			60	0	60	34.50	.00	25.50 57.5%
70003	61200	ConProf-Ge						
			3,400	0	3,400	1,458.03	1,866.85	75.12 97.8%
70003	61900	ConProf-Mi						
			0	0	0	18,355.00	645.00	-19,000.00 100.0%*
70003	64475	Ops-Materi						
			33,000	0	33,000	18,727.55	1,228.00	13,044.45 60.5%
70003	64575	Ops-PPE						
			0	0	0	552.16	14.18	-566.34 100.0%*
70003	64600	Ops-Postag						
			0	0	0	614.40	.00	-614.40 100.0%*
70003	64775	Ops-Tools						
			15,000	0	15,000	4,526.74	39.77	10,433.49 30.4%
70003	64800	Ops-Unifor						
			3,200	0	3,200	1,148.24	254.00	1,797.76 43.8%
70003	64825	Ops-Vehicl						
			42,000	0	42,000	41,323.10	9,176.90	-8,500.00 120.2%*
70003	65000	Maint-Buil						
			10,000	0	10,000	.00	.00	10,000.00 .0%
70003	65050	Maint-Equi						
			40,000	0	40,000	32,349.75	6,565.66	1,084.59 97.3%
70003	65350	Maint-Serv						
			75,000	0	75,000	39,215.14	6,126.68	29,658.18 60.5%
70003	65550	Maint-Vehi						
			30,000	0	30,000	17,197.85	6,589.78	6,212.37 79.3%
70003	66000	Empl-Dues						
			700	0	700	265.00	235.00	200.00 71.4%
70003	66100	Empl-Train						
			5,000	0	5,000	840.00	2,500.00	1,660.00 66.8%
70003	66200	Empl-Per D						
			1,600	0	1,600	1,266.00	.00	334.00 79.1%
70003	66500	Empl-Perso						
			500	0	500	132.58	36.10	331.32 33.7%
70003	66600	Empl-Servi						
			100	0	100	.00	.00	100.00 .0%
70003	67100	Util-Elect						
			65,000	0	65,000	63,718.35	26,784.25	-25,502.60 139.2%*
70003	67400	Util-Telep						
			10,000	0	10,000	6,673.80	3,326.20	.00 100.0%
70003	67500	Util-Water						
			12,000	0	12,000	11,017.74	3,982.26	-3,000.00 125.0%*
70003	80300	Cap-Improv						
			4,370,827	0	4,370,827	425,133.15	2,786,893.07	1,158,800.41 73.5%
70003	80400	Cap-Infras						
			3,372,218	0	3,372,218	191,922.30	208,145.85	2,972,150.27 11.9%
TOTAL Collection System			8,678,520	15,324	8,693,844	1,300,528.41	3,064,409.55	4,328,905.95 50.2%

YEAR-TO-DATE BUDGET REPORT

FOR 2023 10										
ACCOUNTS FOR:		ORIGINAL	TRANFRS/	REVISED			AVAILABLE	PCT		
700	Water & Sewer	APPROP	ADJSTMNTS	BUDGET	YTD ACTUAL	ENCUMBRANCES	BUDGET	USE/COL		
<b>70004 Lab Environmental Services</b>										
70004	50500	Labor-Regu		261,372	0	261,372	168,285.40	.00	93,086.60	64.4%
70004	51000	Labor-OT		4,278	0	4,278	614.17	.00	3,663.83	14.4%
70004	51100	Labor-DT		0	0	0	5,834.40	.00	-5,834.40	100.0%*
70004	52000	Labor-Vaca		0	0	0	20,425.47	.00	-20,425.47	100.0%*
70004	52100	Labor-Holi		0	0	0	10,270.96	.00	-10,270.96	100.0%*
70004	53000	Labor-Sick		0	0	0	12,379.05	.00	-12,379.05	100.0%*
70004	54000	Labor-Othe		750	0	750	375.00	.00	375.00	50.0%
70004	55000	Labor-Allo		3,506	0	3,506	2,957.00	.00	549.00	84.3%
70004	56000	Labor-Heal		0	15,416	15,416	15,415.73	.00	.00	100.0%
70004	58000	Associated		59,551	0	59,551	48,391.22	.00	11,159.78	81.3%
70004	58100	Associated		19,073	1,179	20,252	16,857.26	.00	3,395.04	83.2%
70004	58200	Associated		26,673	0	26,673	21,655.99	.00	5,017.01	81.2%
70004	58300	Associated		5,180	0	5,180	4,223.27	.00	956.73	81.5%
70004	58900	Associated		30	0	30	20.70	.00	9.30	69.0%
70004	61200	ConProf-Ge		3,700	0	3,700	3,755.89	5,501.22	-5,557.11	250.2%*
70004	64475	Ops-Materi		25,000	0	25,000	23,031.44	2,779.75	-811.19	103.2%*
70004	64600	Ops-Postag		1,500	0	1,500	727.58	.00	772.42	48.5%
70004	64800	Ops-Unifor		1,000	0	1,000	549.92	.00	450.08	55.0%
70004	64825	Ops-Vehicl		1,400	0	1,400	1,051.96	348.04	.00	100.0%
70004	65000	Maint-Buil		2,000	0	2,000	967.68	431.59	600.73	70.0%
70004	65050	Maint-Equi		1,000	3,500	4,500	350.73	147.36	4,001.91	11.1%
70004	65550	Maint-Vehi		200	0	200	35.98	.00	164.02	18.0%
70004	66000	Empl-Dues		400	0	400	265.00	.00	135.00	66.3%
70004	66100	Empl-Train		1,500	0	1,500	720.00	.00	780.00	48.0%
70004	66200	Empl-Per D		1,000	0	1,000	1,546.00	.00	-546.00	154.6%*
70004	66500	Empl-Perso		100	0	100	.00	.00	100.00	.0%
70004	67400	Util-Telep		500	0	500	296.12	203.88	.00	100.0%
TOTAL Lab Environmental Services		419,713	20,095	439,808	361,003.92	9,411.84	69,392.27	84.2%		
TOTAL Water & Sewer		6,973,518	0	6,973,518	-2,268,664.21	5,636,052.82	3,606,129.50	48.3%		
TOTAL REVENUES		-21,486,224	-188,134	-21,674,358	-13,239,348.54	.00	-8,435,009.74			
TOTAL EXPENSES		28,459,742	188,134	28,647,876	10,970,684.33	5,636,052.82	12,041,139.24			

YEAR-TO-DATE BUDGET REPORT

FOR 2023 10

ACCOUNTS FOR:	ORIGINAL APPROP	TRANFRS/ ADJSTMTS	REVISED BUDGET	YTD ACTUAL	ENCUMBRANCES	AVAILABLE BUDGET	PCT USE/COL
720 Solid waste Disposal							
<b>720 Solid waste Disposal</b>							
720 30040 GRTR-Envir	-957,000	0	-957,000	-1,012,512.47	.00	55,512.47	105.8%
720 34100 Services-S	-6,800,000	0	-6,800,000	-6,446,141.20	.00	-353,858.80	94.8%*
720 38013 Misc-Scrap	-9,000	0	-9,000	-13,684.00	.00	4,684.00	152.0%
720 40000 Trans-IN	0	-58,558	-58,558	-58,557.53	.00	.00	100.0%
720 45000 Transfer-T	1,236,000	0	1,236,000	1,236,000.00	.00	.00	100.0%
TOTAL Solid waste Disposal	-6,530,000	-58,558	-6,588,558	-6,294,895.20	.00	-293,662.33	95.5%

YEAR-TO-DATE BUDGET REPORT

FOR 2023 10								
ACCOUNTS FOR:	ORIGINAL	TRANFRS/	REVISED	YTD	ENCUMBRANCES	AVAILABLE	PCT	
720 Solid Waste Disposal	APPROX	ADJSTMNTS	BUDGET	ACTUAL		BUDGET	USE/COL	
<b>72030 Solid waste Disposal</b>								
72030 50500 Labor-Regu	1,553,217	0	1,553,217	912,234.10	.00	640,982.90	58.7%	
72030 51000 Labor-OT	68,202	0	68,202	169,267.66	.00	-101,065.66	248.2%*	
72030 51100 Labor-DT	0	0	0	53,398.49	.00	-53,398.49	100.0%*	
72030 52000 Labor-Vaca	0	0	0	54,810.33	.00	-54,810.33	100.0%*	
72030 52100 Labor-Holi	0	0	0	50,794.72	.00	-50,794.72	100.0%*	
72030 53000 Labor-Sick	0	0	0	29,958.02	.00	-29,958.02	100.0%*	
72030 54000 Labor-Othe	6,500	0	6,500	5,051.38	.00	1,448.62	77.7%	
72030 55000 Labor-Allo	31,938	0	31,938	21,644.15	.00	10,293.85	67.8%	
72030 56000 Labor-Heal	0	54,698	54,698	54,698.39	.00	.00	100.0%	
72030 58000 Associated	312,158	0	312,158	188,687.99	.00	123,470.01	60.4%	
72030 58100 Associated	119,954	3,859	123,813	98,779.18	.00	25,033.96	79.8%	
72030 58200 Associated	159,765	0	159,765	105,009.61	.00	54,755.39	65.7%	
72030 58300 Associated	31,035	0	31,035	20,484.22	.00	10,550.78	66.0%	
72030 58900 Associated	260	0	260	156.10	.00	103.90	60.0%	
72030 61000 ConProf-Ad	0	0	0	4,468.82	504.58	-4,973.40	100.0%*	
72030 61200 ConProf-Ge	140,000	0	140,000	95,577.08	7,071.96	37,350.96	73.3%	
72030 61500 ConProf-Ho	70,000	0	70,000	13,058.52	60,000.00	-3,058.52	104.4%*	
72030 63225 Fees-NMTRD	45,000	0	45,000	39,054.82	.00	5,945.18	86.8%	
72030 64425 Ops-Landsc	1,000	0	1,000	.00	.00	1,000.00	.0%	
72030 64475 Ops-Materi	50,000	0	50,000	60,725.22	3,932.45	-14,657.67	129.3%*	
72030 64575 Ops-PPE	0	0	0	297.72	.00	-297.72	100.0%*	
72030 64600 Ops-Postag	25,000	0	25,000	24,669.74	5,198.98	-4,868.72	119.5%*	
72030 64750 Ops-SWD Co	300,000	232,300	532,300	227,582.91	131,167.52	173,549.57	67.4%	
72030 64775 Ops-Tools	30,000	0	30,000	2,181.78	.00	27,818.22	7.3%	
72030 64800 Ops-Unifor	9,400	0	9,400	5,006.94	316.54	4,076.52	56.6%	
72030 64825 Ops-Vehicl	440,000	0	440,000	377,100.42	62,899.58	.00	100.0%	
72030 65000 Maint-Buil	5,000	0	5,000	2,467.79	.00	2,532.21	49.4%	
72030 65050 Maint-Equi	800	0	800	256.00	645.00	-101.00	112.6%*	
72030 65400 Maint-SWD	84,000	0	84,000	35,591.13	.00	48,408.87	42.4%	
72030 65550 Maint-Vehi	400,000	0	400,000	458,975.72	83,382.00	-142,357.72	135.6%*	
72030 66000 Empl-Dues	500	0	500	280.00	.00	220.00	56.0%	
72030 66100 Empl-Train	5,000	0	5,000	8,292.71	.00	-3,292.71	165.9%*	
72030 66200 Empl-Per D	800	0	800	.00	.00	800.00	.0%	
72030 66500 Empl-Perso	2,900	0	2,900	5,509.93	1,424.71	-4,034.64	239.1%*	
72030 67100 Util-Elect	1,000	0	1,000	.00	.00	1,000.00	.0%	
72030 67400 Util-Telep	700	0	700	84.88	615.12	.00	100.0%	
72030 67500 Util-water	1,000	0	1,000	604.65	395.35	.00	100.0%	
72030 80300 Cap-Improv	100,000	0	100,000	78,900.80	.00	21,099.20	78.9%	
72030 80500 Cap-Equipm	2,700,000	1,567,700	4,267,700	2,384,075.40	1,496,294.00	387,330.60	90.9%	
<b>TOTAL Solid Waste Disposal</b>	<b>6,695,129</b>	<b>1,858,558</b>	<b>8,553,687</b>	<b>5,589,737.32</b>	<b>1,853,847.79</b>	<b>1,110,101.42</b>	<b>87.0%</b>	

YEAR-TO-DATE BUDGET REPORT

FOR 2023 10

ACCOUNTS FOR: 720	Solid waste Disposal	ORIGINAL APPROP	TRANFRS/ ADJSTMTS	REVISED BUDGET	YTD ACTUAL	ENCUMBRANCES	AVAILABLE BUDGET	PCT USE/COL
<b>72031 Sandpoint Landfill</b>								
72031 64400	ops-Landfi	1,500,000	0	1,500,000	399,812.18	728,622.14	371,565.68	75.2%
	TOTAL Sandpoint Landfill	1,500,000	0	1,500,000	399,812.18	728,622.14	371,565.68	75.2%
	TOTAL Solid waste Disposal	1,665,129	1,800,000	3,465,129	-305,345.70	2,582,469.93	1,188,004.77	65.7%
	TOTAL REVENUES	-7,766,000	-58,558	-7,824,558	-7,530,895.20	.00	-293,662.33	
	TOTAL EXPENSES	9,431,129	1,858,558	11,289,687	7,225,549.50	2,582,469.93	1,481,667.10	

YEAR-TO-DATE BUDGET REPORT

FOR 2023 10								
ACCOUNTS FOR:	ORIGINAL	TRANFRS/	REVISED				AVAILABLE	PCT
750 Special Museum	APPROP	ADJSTMTS	BUDGET	YTD ACTUAL	ENCUMBRANCES		BUDGET	USE/COL
<b>750 Special Museum</b>								
750 33003 Fees-Class	-1,000	0	-1,000	-872.00	.00		-128.00	87.2%*
750 38090 Misc-All O	-9,000	0	-9,000	-5,652.88	.00		-3,347.12	62.8%*
TOTAL Special Museum	-10,000	0	-10,000	-6,524.88	.00		-3,475.12	65.2%

YEAR-TO-DATE BUDGET REPORT

FOR 2023 10

ACCOUNTS FOR:	ORIGINAL APPROP	TRANFRS/ ADJSTMTS	REVISED BUDGET	YTD ACTUAL	ENCUMBRANCES	AVAILABLE BUDGET	PCT USE/COL
750 Special Museum							
<b>75060 Special Museum</b>							
75060 61200 ConProf-Ge	1,000	0	1,000	116.99	.00	883.01	11.7%
75060 64075 Ops-Books	0	0	0	451.31	.00	-451.31	100.0%*
75060 64475 Ops-Materi	14,000	0	14,000	2,361.70	.00	11,638.30	16.9%
TOTAL Special Museum	15,000	0	15,000	2,930.00	.00	12,070.00	19.5%
TOTAL Special Museum	5,000	0	5,000	-3,594.88	.00	8,594.88	-71.9%
TOTAL REVENUES	-10,000	0	-10,000	-6,524.88	.00	-3,475.12	
TOTAL EXPENSES	15,000	0	15,000	2,930.00	.00	12,070.00	



YEAR-TO-DATE BUDGET REPORT

FOR 2023 10								
ACCOUNTS FOR:	ORIGINAL	TRANFRS/	REVISED				AVAILABLE	PCT
790 Golf Pro Shop	APPROP	ADJSTMTS	BUDGET	YTD	ACTUAL	ENCUMBRANCES	BUDGET	USE/COL
<b>790 Golf Pro Shop</b>								
790 32130 Permits-Go	-58,000	0	-58,000	-8,905.00		.00	-49,095.00	15.4%*
790 33005 Fees-Golf	-275,000	0	-275,000	-336,888.58		.00	61,888.58	122.5%
790 33012 Fees-Renta	0	0	0	-1,050.00		.00	1,050.00	100.0%
790 33024 Fees-RB/CT	-315,000	0	-315,000	-244,665.00		.00	-70,335.00	77.7%*
790 33028 Fees-Tourn	0	0	0	-11,337.97		.00	11,337.97	100.0%
790 33030 Fees-Mini	0	0	0	-18,414.28		.00	18,414.28	100.0%
790 34320 Concession	0	0	0	-25,167.32		.00	25,167.32	100.0%
790 38007 Misc-Long/	0	0	0	-29.50		.00	29.50	100.0%
790 38020 Misc-Alcoh	-200,000	0	-200,000	-139,688.57		.00	-60,311.43	69.8%*
790 38025 Misc-Golf	-150,000	0	-150,000	-295,369.52		.00	145,369.52	196.9%
790 38090 Misc-All o	0	0	0	-2,625.00		.00	2,625.00	100.0%
790 40000 Trans-IN	-50,000	0	-50,000	-50,000.00		.00	.00	100.0%
<b>TOTAL Golf Pro Shop</b>	<b>-1,048,000</b>	<b>0</b>	<b>-1,048,000</b>	<b>-1,134,140.74</b>		<b>.00</b>	<b>86,140.74</b>	<b>108.2%</b>

YEAR-TO-DATE BUDGET REPORT

FOR 2023 10							
ACCOUNTS FOR:	ORIGINAL	TRANFRS/	REVISED			AVAILABLE	PCT
790 Golf Pro Shop	APPROP	ADJSTMTS	BUDGET	YTD ACTUAL	ENCUMBRANCES	BUDGET	USE/COL
<b>79090 Golf Pro Shop</b>							
79090 61200 ConProf-Ge	43,600	0	43,600	54,507.59	7,178.28	-18,085.87	141.5%*
79090 63900 Fees-Misc	0	0	0	30.00	.00	-30.00	100.0%*
79090 64310 Ops-Golf M	150,000	167,343	317,343	265,764.59	30,006.63	21,571.78	93.2%
79090 64315 Ops-Golf A	100,000	8,000	108,000	62,670.58	11,000.95	34,328.47	68.2%
79090 64475 Ops-Materi	10,000	7,000	17,000	48,082.29	9,363.94	-40,446.23	337.9%*
79090 64780 Ops-Tourna	0	70,000	70,000	.00	32,814.34	37,185.66	46.9%
79090 64800 Ops-Unifor	1,000	0	1,000	239.56	.00	760.44	24.0%
79090 64825 Ops-VeFuel	1,000	0	1,000	.00	.00	1,000.00	.0%
79090 65000 Maint-Buil	5,000	63,933	68,933	67,169.96	440.01	1,322.90	98.1%
79090 65050 Maint-Equi	1,000	0	1,000	314.44	.00	685.56	31.4%
79090 65550 Maint-Vehi	4,000	0	4,000	.00	.00	4,000.00	.0%
79090 66000 Empl-Dues	500	0	500	.00	.00	500.00	.0%
79090 66100 Empl-Train	1,000	0	1,000	32.26	.00	967.74	3.2%
79090 66200 Empl-Per D	1,000	0	1,000	.00	.00	1,000.00	.0%
79090 66500 Empl-Perso	1,000	0	1,000	.00	.00	1,000.00	.0%
79090 67400 Util-Telep	0	0	0	7,030.96	1,839.56	-8,870.52	100.0%*
79090 80500 Cap-Equipm	105,000	-71,276	33,724	22,657.00	9,217.92	1,849.21	94.5%
TOTAL Golf Pro Shop	424,100	245,000	669,100	528,499.23	101,861.63	38,739.14	94.2%
TOTAL Golf Pro Shop	-623,900	245,000	-378,900	-605,641.51	101,861.63	124,879.88	133.0%
TOTAL REVENUES	-1,048,000	0	-1,048,000	-1,134,140.74	.00	86,140.74	
TOTAL EXPENSES	424,100	245,000	669,100	528,499.23	101,861.63	38,739.14	

YEAR-TO-DATE BUDGET REPORT

FOR 2023 10									
ACCOUNTS FOR:	ORIGINAL	TRANFRS/	REVISED				AVAILABLE	PCT	
850 NMFA-Water & Sewer	APPROP	ADJSTMTS	BUDGET	YTD	ACTUAL	ENCUMBRANCES	BUDGET	USE/COL	
<b>850 NMFA-Water &amp; Sewer</b>									
850 36040 Interest-M	0	0	0	-13,282.54		.00	13,282.54	100.0%	
850 40000 Trans-IN	-4,108,098	-7,000,000	-11,108,098	-11,108,098.00		.00	.00	100.0%	
TOTAL NMFA-Water & Sewer	-4,108,098	-7,000,000	-11,108,098	-11,121,380.54		.00	13,282.54	100.1%	

YEAR-TO-DATE BUDGET REPORT

FOR 2023 10								
ACCOUNTS FOR:	ORIGINAL	TRANFRS/	REVISED				AVAILABLE	PCT
850 NMFA-Water & Sewer	APPROP	ADJSTMTS	BUDGET	YTD ACTUAL	ENCUMBRANCES		BUDGET	USE/COL
<b>85050 NMFA-Water &amp; Sewer</b>								
85050 69000 Debt-Princ	1,578,996	0	1,578,996	929,905.55		.00	649,090.46	58.9%
85050 69100 Debt-Inter	499,183	0	499,183	209,832.43		.00	289,350.11	42.0%
85050 69200 Debt-Loan	70,223	0	70,223	74,142.61		.00	-3,919.75	105.6%*
TOTAL NMFA-Water & Sewer	2,148,401	0	2,148,401	1,213,880.59		.00	934,520.82	56.5%
TOTAL NMFA-Water & Sewer	-1,959,697	-7,000,000	-8,959,697	-9,907,499.95		.00	947,803.36	110.6%
TOTAL REVENUES	-4,108,098	-7,000,000	-11,108,098	-11,121,380.54		.00	13,282.54	
TOTAL EXPENSES	2,148,401	0	2,148,401	1,213,880.59		.00	934,520.82	

YEAR-TO-DATE BUDGET REPORT

FOR 2023 10								
ACCOUNTS FOR:	ORIGINAL	TRANFRS/	REVISED				AVAILABLE	PCT
900 Permanent W&S	APPROP	ADJSTMTS	BUDGET	YTD ACTUAL	ENCUMBRANCES	BUDGET	USE/COL	
<b>900 Permanent W&amp;S</b>								
900 36000 Interest-C	0	0	0	-65,314.02	.00	65,314.02	100.0%	
TOTAL Permanent W&S	0	0	0	-65,314.02	.00	65,314.02	100.0%	
TOTAL Permanent W&S	0	0	0	-65,314.02	.00	65,314.02	100.0%	
TOTAL REVENUES	0	0	0	-65,314.02	.00	65,314.02		

YEAR-TO-DATE BUDGET REPORT

FOR 2023 10

ACCOUNTS FOR:	ORIGINAL APPROP	TRANFRS/ ADJSTMTS	REVISED BUDGET	YTD ACTUAL	ENCUMBRANCES	AVAILABLE BUDGET	PCT USE/COL
970 Gov-Wide							
<b>970 Gov-Wide</b>							
970 38003 Misc-Fixed	0	0	0	64,444.36	.00	-64,444.36	100.0%*
TOTAL Gov-Wide	0	0	0	64,444.36	.00	-64,444.36	100.0%

YEAR-TO-DATE BUDGET REPORT

FOR 2023 10									
ACCOUNTS FOR:	ORIGINAL	TRANFRS/	REVISED				AVAILABLE	PCT	
970 Gov-wide	APPROP	ADJSTMTS	BUDGET	YTD	ACTUAL	ENCUMBRANCES	BUDGET	USE/COL	
<b>97000 FA-Gov</b>									
97000 90300 DE-Buildin	0	0	0	1,427.42		.00	-1,427.42	100.0%*	
97000 90500 DE-E&F	0	0	0	225.00		.00	-225.00	100.0%*	
TOTAL FA-Gov	0	0	0	1,652.42		.00	-1,652.42	100.0%	
TOTAL Gov-wide	0	0	0	66,096.78		.00	-66,096.78	100.0%	
	TOTAL REVENUES	0	0	0	64,444.36	.00	-64,444.36		
	TOTAL EXPENSES	0	0	0	1,652.42	.00	-1,652.42		

YEAR-TO-DATE BUDGET REPORT

FOR 2023 10							
ACCOUNTS FOR:	ORIGINAL	TRANFRS/	REVISED	YTD ACTUAL	ENCUMBRANCES	AVAILABLE	PCT
980 ELEA	APPROP	ADJSTMTS	BUDGET			BUDGET	USE/COL
<b>980 ELEA</b>							
980 35900 Lease-Misc	-11,000	0	-11,000	.00	.00	-11,000.00	.0%*
980 38090 Misc-All O	-100,000	0	-100,000	-75,000.00	.00	-25,000.00	75.0%*
TOTAL ELEA	-111,000	0	-111,000	-75,000.00	.00	-36,000.00	67.6%



YEAR-TO-DATE BUDGET REPORT

FOR 2023 10

ACCOUNTS FOR:	ORIGINAL APPROP	TRANFRS/ADJSTMTS	REVISED BUDGET	YTD ACTUAL	ENCUMBRANCES	AVAILABLE BUDGET	PCT USE/COL
980 ELEA							
<b>98080 ELEA</b>							
98080 60270 Insur-Prop	6,000	0	6,000	2,121.00	.00	3,879.00	35.4%
98080 61550 ConProf-Le	22,000	0	22,000	2,575.08	.00	19,424.92	11.7%
98080 61700 ConProf-Ou	60,000	-60,000	0	.00	.00	.00	.0%
98080 61800 ConProf-Mi	7,000	0	7,000	6,990.25	.00	9.75	99.9%
98080 61900 ConProf-Co	0	60,000	60,000	48,746.23	11,253.77	.00	100.0%
98080 63300 Fees-Publi	3,000	0	3,000	503.40	.00	2,496.60	16.8%
98080 64475 Ops-Materi	2,000	0	2,000	.00	.00	2,000.00	.0%
98080 66200 Empl-Per D	20,000	0	20,000	.00	.00	20,000.00	.0%
TOTAL ELEA	120,000	0	120,000	60,935.96	11,253.77	47,810.27	60.2%
TOTAL ELEA	9,000	0	9,000	-14,064.04	11,253.77	11,810.27	-31.2%
TOTAL REVENUES	-111,000	0	-111,000	-75,000.00	.00	-36,000.00	
TOTAL EXPENSES	120,000	0	120,000	60,935.96	11,253.77	47,810.27	

YEAR-TO-DATE BUDGET REPORT

FOR 2023 10

	ORIGINAL APPROP	TRANFRS/ ADJSTMTS	REVISED BUDGET	YTD ACTUAL	ENCUMBRANCES	AVAILABLE BUDGET	PCT USE/COL
GRAND TOTAL	30,748,718	9,515,688	40,264,406	-10,143,504.21	23,441,364.35	26,966,545.81	33.0%

\*\* END OF REPORT - Generated by Melissa Salcido \*\*

## **13. Check Register for Current Period ONLY**

City of Carlsbad  
Check Register  
April 2023

VENDOR	NAME	NAME2	DBA	CITY	STATE	P.O.	CHECK NO	INVOICE NET	INVOICE DESCRIPTION	CHECK DATE
12830	4 ELEMENTS AUTOMOTIVE	DIESEL REPAIR		CARLSBAD	NM	22306004	1001258	301.09	Truck #12104 down, belt broke	4/14/2023
7558	4 RIVERS EQUIPMENT	4 RIVERS HOLDINGS LLC		GREELEY	CO	22305329	1001259	315.02	BATTERY FOR ST #13736	4/14/2023
835	535 GROUP LLC			MCLEAN	VA	22300093	1001260	5,000.00	Annual Lobbying Services	4/14/2023
417	90 DEGREE BENEFITS			LUBBOCK	TX		405685	103,059.56	Admin Fees	4/6/2023
687	AAL FIRE & SAFETY LLC			CARLSBAD	NM	22300657	312288	757.73	Annual Fire Extinguisher Inspe	4/21/2023
1001	ACUSHNET COMPANY			BOSTON	MA	22304284	312204	312.65	Titleist Pre-Book 2023 Season	4/14/2023
1001	ACUSHNET COMPANY			BOSTON	MA	22304756	312289	2,091.00	High School Team Golf Bags (Sold Merchandise)	4/21/2023
1005	ADIDAS AMERICA, INC.			PORTLAND	OR	22302989	312121	1,224.24	Pro Shop Apparel(Adidas)	4/6/2023
1005	ADIDAS AMERICA, INC.			PORTLAND	OR	22302989	312121	436.75	Pro Shop Apparel(Adidas)	4/6/2023
1005	ADIDAS AMERICA, INC.			PORTLAND	OR	22302989	312205	706.67	Pro Shop Apparel(Adidas)	4/14/2023
1005	ADIDAS AMERICA, INC.			PORTLAND	OR	22302989	312391	1,027.23	Pro Shop Apparel(Adidas)	4/28/2023
1005	ADIDAS AMERICA, INC.			PORTLAND	OR	22302989	312391	330.20	Pro Shop Apparel(Adidas)	4/28/2023
64	ADMIN OFFICE OF THE COURTS			SANTA FE	NM		312206	4,062.00	Fees Collected in March 2023	4/14/2023
1033	ADMIRAL BEVERAGE CORP			ALBUQUERQUE	NM	22305834	312122	1,067.49	Alcohol for Pro Shop	4/6/2023
1033	ADMIRAL BEVERAGE CORP			ALBUQUERQUE	NM	22304493	312207	1,296.05	Alcohol for Pro Shop	4/14/2023
1033	ADMIRAL BEVERAGE CORP			ALBUQUERQUE	NM	22306030	312290	195.00	Alcohol for Pro Shop	4/21/2023
1033	ADMIRAL BEVERAGE CORP			ALBUQUERQUE	NM	22306030	312290	1,063.97	Alcohol for Pro Shop	4/21/2023
11317	ADVANCE AUTO PARTS	GENERAL PARTS DISTRIBUTION LLC		RALEIGH	NC	22306014	312291	123.44	UT-3 Air filters	4/21/2023
11317	ADVANCE AUTO PARTS	GENERAL PARTS DISTRIBUTION LLC		RALEIGH	NC	22306138	312291	24.69	Antifreeze for PW truck unit #6470	4/21/2023
11317	ADVANCE AUTO PARTS	GENERAL PARTS DISTRIBUTION LLC		RALEIGH	NC	22306137	312291	2,332.92	Filters for PD and FD units	4/21/2023
11317	ADVANCE AUTO PARTS	GENERAL PARTS DISTRIBUTION LLC		RALEIGH	NC	22306088	312291	62.49	E-61 Pressure switch	4/21/2023
11317	ADVANCE AUTO PARTS	GENERAL PARTS DISTRIBUTION LLC		RALEIGH	NC	22305909	312291	17.48	J. Sneathen unit 7028 Cabin air filter	4/21/2023
11317	ADVANCE AUTO PARTS	GENERAL PARTS DISTRIBUTION LLC		RALEIGH	NC	22306153	312291	23.99	PD unit 2006 Crankshaft position sensor	4/21/2023
11317	ADVANCE AUTO PARTS	GENERAL PARTS DISTRIBUTION LLC		RALEIGH	NC	22306335	312392	63.88	headlight out	4/28/2023
11012	ADVANCED PEST AND WEED	MANAGEMENT LLC		CARLSBAD	NM	22300785	1001229	134.40	FY23 Pest Control Service at SJSRC	4/6/2023
11012	ADVANCED PEST AND WEED	MANAGEMENT LLC		CARLSBAD	NM	22300032	1001229	48.38	Pest control services for FY: July 2022-June 2023	4/6/2023
11012	ADVANCED PEST AND WEED	MANAGEMENT LLC		CARLSBAD	NM	22300523	1001229	48.38	FY23 Pest Control Services	4/6/2023
11012	ADVANCED PEST AND WEED	MANAGEMENT LLC		CARLSBAD	NM	22304163	1001229	161.28	Mice Control	4/6/2023
11012	ADVANCED PEST AND WEED	MANAGEMENT LLC		CARLSBAD	NM	22300138	1001229	69.89	Pest Control for the library/m	4/6/2023
11012	ADVANCED PEST AND WEED	MANAGEMENT LLC		CARLSBAD	NM	22300491	1001229	48.38	Pest Control Services	4/6/2023
11012	ADVANCED PEST AND WEED	MANAGEMENT LLC		CARLSBAD	NM	22300491	1001229	48.38	Pest Control Services for July	4/6/2023
11012	ADVANCED PEST AND WEED	MANAGEMENT LLC		CARLSBAD	NM	22300072	1001229	64.51	FY 2023 - Pest Control Service	4/6/2023
11012	ADVANCED PEST AND WEED	MANAGEMENT LLC		CARLSBAD	NM	22304163	1001261	161.28	Mice Control	4/14/2023
11012	ADVANCED PEST AND WEED	MANAGEMENT LLC		CARLSBAD	NM	22300265	1001261	69.89	Annual Pest Control Services at WWTP	4/14/2023
11012	ADVANCED PEST AND WEED	MANAGEMENT LLC		CARLSBAD	NM	22301091	1001261	215.04	Pest Control Services	4/14/2023
11012	ADVANCED PEST AND WEED	MANAGEMENT LLC		CARLSBAD	NM	22300408	1001290	48.38	Pest Control at Terminal Building	4/21/2023
11012	ADVANCED PEST AND WEED	MANAGEMENT LLC		CARLSBAD	NM	22300057	1001290	48.38	Annual pest control fy 7/22-7	4/21/2023
11012	ADVANCED PEST AND WEED	MANAGEMENT LLC		CARLSBAD	NM	22300127	1001290	48.38	Pest Control for FY: July 2022	4/21/2023
11012	ADVANCED PEST AND WEED	MANAGEMENT LLC		CARLSBAD	NM	22301854	1001290	48.38	PEST CONTROL SERVICE WATER & W	4/21/2023
11012	ADVANCED PEST AND WEED	MANAGEMENT LLC		CARLSBAD	NM	22300600	1001290	48.38	Pest Control Services All Stations	4/21/2023
11012	ADVANCED PEST AND WEED	MANAGEMENT LLC		CARLSBAD	NM	22300600	1001290	193.54	Pest Control Services All Stations	4/21/2023
11012	ADVANCED PEST AND WEED	MANAGEMENT LLC		CARLSBAD	NM	22305215	1001290	161.28	Station 1 Rodent Issue	4/21/2023
11012	ADVANCED PEST AND WEED	MANAGEMENT LLC		CARLSBAD	NM	22301780	1001290	48.38	pest control services	4/21/2023
11012	ADVANCED PEST AND WEED	MANAGEMENT LLC		CARLSBAD	NM	22301780	1001290	64.51	pest control services	4/21/2023
11012	ADVANCED PEST AND WEED	MANAGEMENT LLC		CARLSBAD	NM	22300798	1001290	48.38	Pest control for Transit Bldng	4/21/2023
11012	ADVANCED PEST AND WEED	MANAGEMENT LLC		CARLSBAD	NM	22300600	1001290	48.38	Pest Control Services All Stations	4/21/2023

City of Carlsbad  
Check Register  
April 2023

VENDOR	NAME	NAME2	DBA	CITY	STATE	P.O.	CHECK NO	INVOICE NET	INVOICE DESCRIPTION	CHECK DATE
11012	ADVANCED PEST AND WEED	MANAGEMENT LLC		CARLSBAD	NM	22300600	1001322	48.38	Pest Control Services All Stations	4/28/2023
11012	ADVANCED PEST AND WEED	MANAGEMENT LLC		CARLSBAD	NM	22305153	1001322	129.02	Station 6 Rodent Issue	4/28/2023
11012	ADVANCED PEST AND WEED	MANAGEMENT LLC		CARLSBAD	NM	22300600	1001322	48.38	Pest Control Services All Stations	4/28/2023
11012	ADVANCED PEST AND WEED	MANAGEMENT LLC		CARLSBAD	NM	22300296	1001322	48.38	PEST CONTROL SERVICE FY22-23	4/28/2023
11620	AES INC.	AQUATIC ENVIRONMENTAL SYSTEMS INC		TEMPE	AZ	22305568	312123	699.33	PH Sensor	4/6/2023
11620	AES INC.	AQUATIC ENVIRONMENTAL SYSTEMS INC		TEMPE	AZ	22305625	312123	4,224.00	Pallet of Chlorine	4/6/2023
78	ALBERTSON'S #907			AMARILLO	TX	22304232	312208	185.98	Pro Shop Drinks	4/14/2023
78	ALBERTSON'S #907			AMARILLO	TX	22306026	312292	12.06	Teen After Hours Materials	4/21/2023
78	ALBERTSON'S #907			AMARILLO	TX	22306035	312292	19.16	hall of fame event Crystal Light	4/21/2023
78	ALBERTSON'S #907			AMARILLO	TX	22306237	312393	287.78	Pro Shop Supplies	4/28/2023
78	ALBERTSON'S #907			AMARILLO	TX	22306242	312393	32.92	supplies for patrons /rec events	4/28/2023
78	ALBERTSON'S #907			AMARILLO	TX	22306236	312393	65.85	Water for council	4/28/2023
1570	ALENA ANAYA			CARLSBAD	NM		312394	20.00	Travel to Santa Fe	4/28/2023
10	ALL CITY MANAGEMENT SERVICES INC			LOS ANGELES	CA	22300091	1001230	4,150.43	FY 2023 - Crossing Guard Contract	4/6/2023
10	ALL CITY MANAGEMENT SERVICES INC			LOS ANGELES	CA	22300091	1001291	7,430.61	FY 2023 - Crossing Guard Contract	4/21/2023
13369	ALL OUT SERVICES LLC			CARLSBAD	NM	22300560	1001262	1,164.52	Annual Will Merchant maintenance & management	4/14/2023
498	ALL PRO TURF SERVICE INC			FULLERTON	CA	22304282	312209	33,900.00	drill n fill for golf course greens	4/14/2023
99	ALTEC INDUSTRIES INC			BIRMINGHAM	AL	22305689	312210	1,077.60	HOSES, FITTINGS & HARDWARE ELEC 1429 SOLE SOURCE	4/14/2023
99	ALTEC INDUSTRIES INC			BIRMINGHAM	AL	22305689	312210	342.06	HOSES, FITTINGS & HARDWARE ELEC 1429 SOLE SOURCE	4/14/2023
99	ALTEC INDUSTRIES INC			BIRMINGHAM	AL	22305689	312210	630.69	HOSES, FITTINGS & HARDWARE ELEC 1429 SOLE SOURCE	4/14/2023
99	ALTEC INDUSTRIES INC			BIRMINGHAM	AL	22305689	312293	5,285.13	HOSES, FITTINGS & HARDWARE ELEC 1429 SOLE SOURCE	4/21/2023
99	ALTEC INDUSTRIES INC			BIRMINGHAM	AL	22305689	312293	599.77	HOSES, FITTINGS & HARDWARE ELEC 1429 SOLE SOURCE	4/21/2023
684	AMANDA LEE			LUBBOCK	TX	22306156	312395	1,200.00	Lifeguard Course	4/28/2023
10052	AMERICAN MEDICAL GROUP			HOBBS	NM	22304820	312124	896.18	Random DOT Drug & Alcohol Screen	4/6/2023
10052	AMERICAN MEDICAL GROUP			HOBBS	NM	22303936	312294	656.13	Pre-employment DOT Drug Screen	4/21/2023
15744	ANDRES RUIZ			CARLSBAD	NM		312295	59.00	Travel to Tampa-FD	4/21/2023
11208	ANDREW CARVER			CARLSBAD	NM		312296	507.00	Travel to Tucson-PD	4/21/2023
224	ANGEL ARMOR LLC			FORT COLLINS	CO	22305540	1001263	23.54	Armor Lock - Bonnell	4/14/2023
195	ANIMAL CARE EQUIPMENT & SERVICES LLC			BROOMFIELD	CO	22305416	312297	451.30	Animal Control Supplies	4/21/2023
195	ANIMAL CARE EQUIPMENT & SERVICES LLC			BROOMFIELD	CO	22305416	312396	192.42	Animal Control Supplies	4/28/2023
544	ARAMARK UNIFORM & CAREER APPAREL GROUP			PASADENA	CA	22300022	1001264	56.25	Est. serv. carpets and shop to	4/14/2023
544	ARAMARK UNIFORM & CAREER APPAREL GROUP			PASADENA	CA	22300022	1001264	115.17	Est. serv. carpets and shop to	4/14/2023
544	ARAMARK UNIFORM & CAREER APPAREL GROUP			PASADENA	CA	22300425	1001264	80.59	FY23 Monthly Carpet Cleaning f	4/14/2023
544	ARAMARK UNIFORM & CAREER APPAREL GROUP			PASADENA	CA	22305485	1001264	38.24	Annual Rag & Rug Service Jan-June 2023	4/14/2023
544	ARAMARK UNIFORM & CAREER APPAREL GROUP			PASADENA	CA	22302473	1001265	131.03	FY23 Monthly Carpet Cleaning for Civic Center	4/14/2023
544	ARAMARK UNIFORM & CAREER APPAREL GROUP			PASADENA	CA	22300022	1001292	56.25	Est. serv. carpets and shop to	4/21/2023
544	ARAMARK UNIFORM & CAREER APPAREL GROUP			PASADENA	CA	22300425	1001292	80.59	FY23 Monthly Carpet Cleaning f	4/21/2023
544	ARAMARK UNIFORM & CAREER APPAREL GROUP			PASADENA	CA	22305485	1001323	38.24	Annual Rag & Rug Service Jan-June 2023	4/28/2023
391	AT&T CORPORATION			ATLANTA	GA	22300280	312397	969.24	Annual purchase requisition for long distance call	4/28/2023
391	AT&T CORPORATION			ATLANTA	GA	22301051	312397	161.14	account#0505444232001	4/28/2023
1274	AUSTIN LINKER			CARLSBAD	NM		312298	20.00	Travel to Roswell-FD	4/21/2023
1274	AUSTIN LINKER			CARLSBAD	NM		312298	20.00	Travel to Roswell-FD	4/21/2023
438	BAKER UTILITY SUPPLY CORP			ALBUQUERQUE	NM	22305574	312125	1,313.37	Restock inventory	4/6/2023
438	BAKER UTILITY SUPPLY CORP			ALBUQUERQUE	NM	22302066	312299	25.63	Restock inventory	4/21/2023
438	BAKER UTILITY SUPPLY CORP			ALBUQUERQUE	NM	22305574	312299	141.93	Restock inventory	4/21/2023
438	BAKER UTILITY SUPPLY CORP			ALBUQUERQUE	NM	22305466	312299	253.86	Restock inventory	4/21/2023

City of Carlsbad  
Check Register  
April 2023

VENDOR	NAME	NAME2	DBA	CITY	STATE	P.O.	CHECK NO	INVOICE NET	INVOICE DESCRIPTION	CHECK DATE
438	BAKER UTILITY SUPPLY CORP			ALBUQUERQUE	NM	22305278	312299	53.71	RESTOCK INVENTORY	4/21/2023
438	BAKER UTILITY SUPPLY CORP			ALBUQUERQUE	NM	22305278	312299	64.45	RESTOCK INVENTORY	4/21/2023
438	BAKER UTILITY SUPPLY CORP			ALBUQUERQUE	NM	22305466	312299	253.86	Restock inventory	4/21/2023
438	BAKER UTILITY SUPPLY CORP			ALBUQUERQUE	NM	22304462	312398	8.23	for stock	4/28/2023
438	BAKER UTILITY SUPPLY CORP			ALBUQUERQUE	NM	22305872	312398	737.59	Restock inventory	4/28/2023
438	BAKER UTILITY SUPPLY CORP			ALBUQUERQUE	NM	22305842	312398	1,666.57	Restock inventory	4/28/2023
438	BAKER UTILITY SUPPLY CORP			ALBUQUERQUE	NM	22305957	312398	2,038.06	Restock inventory	4/28/2023
1412	BEAR PAW EMBROIDERY & SAFETY LLC			CARLSBAD	NM	22305693	312211	1,409.68	City shirts	4/14/2023
1412	BEAR PAW EMBROIDERY & SAFETY LLC			CARLSBAD	NM	22303130	312211	26.35	CSA Embroidery	4/14/2023
1412	BEAR PAW EMBROIDERY & SAFETY LLC			CARLSBAD	NM	22303130	312211	209.93	CSA Embroidery	4/14/2023
1412	BEAR PAW EMBROIDERY & SAFETY LLC			CARLSBAD	NM	22303130	312300	37.90	CSA Embroidery	4/21/2023
1412	BEAR PAW EMBROIDERY & SAFETY LLC			CARLSBAD	NM	22305033	312300	2,207.38	HATS FOR STREET DEPT	4/21/2023
1412	BEAR PAW EMBROIDERY & SAFETY LLC			CARLSBAD	NM	22306209	312399	90.31	CPD Patches	4/28/2023
458	BENMARK SUPPLY CO., INC.			MIDLAND	TX	22305865	1001231	2,498.00	Replace fire hydrant used	4/6/2023
458	BENMARK SUPPLY CO., INC.			MIDLAND	TX	22305854	1001231	2,495.00	Replace fire hydrant used	4/6/2023
458	BENMARK SUPPLY CO., INC.			MIDLAND	TX	22306113	1001324	4,994.00	EMERGENCY PO LINE DOWN IN D.E.	4/28/2023
458	BENMARK SUPPLY CO., INC.			MIDLAND	TX	22306115	1001324	2,484.30	Restock boxes/lids	4/28/2023
458	BENMARK SUPPLY CO., INC.			MIDLAND	TX	22306168	1001324	1,536.00	NEED FOR A JOB ASAP/IN STOCK IN HOBBS	4/28/2023
458	BENMARK SUPPLY CO., INC.			MIDLAND	TX	22305951	1001324	1,100.11	Restock inventory	4/28/2023
458	BENMARK SUPPLY CO., INC.			MIDLAND	TX	22306076	1001324	521.00	Repair @ Complex per Don D	4/28/2023
458	BENMARK SUPPLY CO., INC.			MIDLAND	TX	22305951	1001324	319.46	Restock inventory	4/28/2023
910	BIG 5 SPORTING GOODS			EL SEGUNDO	CA	22305722	312126	366.95	for employee use at facility	4/6/2023
910	BIG 5 SPORTING GOODS			EL SEGUNDO	CA	22305195	312400	343.92	FITNESS SUPPLIES FOR CLASSES & ACTIVITIES AT NMSRC	4/28/2023
910	BIG 5 SPORTING GOODS			EL SEGUNDO	CA	22305722	312400	49.99	for employee use at facility	4/28/2023
462	BIG STATE INDUSTRIAL SUPPLY INC			RIVERSIDE	CA	22305734	1001233	715.20	hat shades for crews/cleaner for bathrooms	4/6/2023
701	BIO AQUATIC TESTING INC			CARROLLTON	TX	22306173	1001294	1,690.00	Quarterly Bio-Monitoring for EPA permit Ceriodaphn	4/21/2023
510	BLAINE INDUSTRIAL SUPPLY			LUBBOCK	TX	22305977	312401	468.30	restock janitorial goods various depts - see notes	4/28/2023
12719	BLUE 360 MEDIA LLC			PARK CITY	UT	22305955	312128	256.36	Blue360 Media	4/6/2023
10074	BOBCAT AUTO AND DETAIL	AYE CHIHUAHUA		CARLSBAD	NM	22302650	312301	139.78	Detail for car	4/21/2023
638	BOHANNAN HUSTON INC.			ALBUQUERQUE	NM	22102203	1001267	1,249.57	Engineering Services for Bataan Lift Station	4/14/2023
742	BRIDGEPAY NETWORK SOLUTIONS			MAITLAND	FL	22300392	1001268	339.80	Processing Fees FY 23	4/14/2023
616	BRININSTOOL EQUIPMENT SALES INC	BES SUPPLY STORE		CARLSBAD	NM	22305770	1001232	181.33	hard hats, lubricant, & rags various depts see not	4/6/2023
616	BRININSTOOL EQUIPMENT SALES INC	BES SUPPLY STORE		CARLSBAD	NM	22305896	1001232	318.93	Material needed for the Parks department	4/6/2023
616	BRININSTOOL EQUIPMENT SALES INC	BES SUPPLY STORE		CARLSBAD	NM	22305953	1001232	51.39	ratchet for unit 15305/M Ramirez	4/6/2023
616	BRININSTOOL EQUIPMENT SALES INC	BES SUPPLY STORE		CARLSBAD	NM	22305962	1001232	50.97	combo wrenches for service crew/A Parraz	4/6/2023
616	BRININSTOOL EQUIPMENT SALES INC	BES SUPPLY STORE		CARLSBAD	NM	22305978	1001266	163.93	restock rags & hard hats - see notes	4/14/2023
616	BRININSTOOL EQUIPMENT SALES INC	BES SUPPLY STORE		CARLSBAD	NM	22303728	1001266	29.67	restock glasses, wipes & tape see notes	4/14/2023
616	BRININSTOOL EQUIPMENT SALES INC	BES SUPPLY STORE		CARLSBAD	NM	22306151	1001293	546.87	MATERIALS FOR STREET DEPT	4/21/2023
616	BRININSTOOL EQUIPMENT SALES INC	BES SUPPLY STORE		CARLSBAD	NM	22306256	1001325	89.97	glasses & ant killer for construction crew/D Domin	4/28/2023
616	BRININSTOOL EQUIPMENT SALES INC	BES SUPPLY STORE		CARLSBAD	NM	22305667	1001325	83.97	pipe wrenches for crews	4/28/2023
616	BRININSTOOL EQUIPMENT SALES INC	BES SUPPLY STORE		CARLSBAD	NM	22306264	1001325	104.83	replace broken tool/paint to mark electrical locat	4/28/2023
616	BRININSTOOL EQUIPMENT SALES INC	BES SUPPLY STORE		CARLSBAD	NM	22306300	1001325	38.47	trailer plug repairs	4/28/2023
616	BRININSTOOL EQUIPMENT SALES INC	BES SUPPLY STORE		CARLSBAD	NM	22306263	1001325	193.78	Parking Blocks Station 3	4/28/2023
652	BROWNING GARAGE DOORS LLC			CARLSBAD	NM	22300531	1001295	243.16	Garage Door Maintenance and Repairs July 22-June 2	4/21/2023
652	BROWNING GARAGE DOORS LLC			CARLSBAD	NM	22306015	1001326	1,639.44	Shop Door Opener Replacement	4/28/2023
652	BROWNING GARAGE DOORS LLC			CARLSBAD	NM	22300531	1001326	342.99	Garage Door Maintenance and Repairs July 22-June 2	4/28/2023

City of Carlsbad  
Check Register  
April 2023

VENDOR	NAME	NAME2	DBA	CITY	STATE	P.O.	CHECK NO	INVOICE NET	INVOICE DESCRIPTION	CHECK DATE
10865	BRUCKNER TRUCK SALES INC			BIRMINGHAM	AL	22305560	312213	47.26	FILLER CAP FOR SW UNITS	4/14/2023
10865	BRUCKNER TRUCK SALES INC			BIRMINGHAM	AL	22305116	312213	360.24	RENEWAL MACK SOFTWARE SUBSCRIPTION	4/14/2023
10865	BRUCKNER TRUCK SALES INC			BIRMINGHAM	AL	22305633	312213	186.14	DEF HOSES FOR SW #16541	4/14/2023
10865	BRUCKNER TRUCK SALES INC			BIRMINGHAM	AL	22305750	312213	348.08	Coolant level sensor for unit 978	4/14/2023
11562	BRYAN CABRIALES			CARLSBAD	NM		312302	20.00	Travel to Roswell-FD	4/21/2023
11562	BRYAN CABRIALES			CARLSBAD	NM		312402	20.00	Travel to Roswell-FD	4/28/2023
294	BURNISHINE GRAPHIC PRODUCTS LLC			LAKE VILLA	IL	22305848	1001296	815.00	Cleaning supplies for the Library	4/21/2023
1003	CALLAWAY GOLF SALES CO.			CARLSBAD	CA	22304731	312129	1,396.84	Golf Balls	4/6/2023
1003	CALLAWAY GOLF SALES CO.			CARLSBAD	CA	22304730	312129	2,291.16	Callaway Wedges	4/6/2023
1003	CALLAWAY GOLF SALES CO.			CARLSBAD	CA	22304738	312129	232.72	Callaway Pre-Book 2023 Season	4/6/2023
1003	CALLAWAY GOLF SALES CO.			CARLSBAD	CA	22304738	312129	708.16	Callaway Pre-Book 2023 Season	4/6/2023
1003	CALLAWAY GOLF SALES CO.			CARLSBAD	CA	22305789	312214	515.92	Custom Order for Customer (Sold Merchandise)	4/14/2023
1003	CALLAWAY GOLF SALES CO.			CARLSBAD	CA	22304738	312303	441.34	Callaway Pre-Book 2023 Season	4/21/2023
1003	CALLAWAY GOLF SALES CO.			CARLSBAD	CA	22305827	312403	1,310.36	Pro Shop Merchandise	4/28/2023
1003	CALLAWAY GOLF SALES CO.			CARLSBAD	CA	22301636	312403	(119.00)	Pro Shop Merchandise	4/28/2023
1003	CALLAWAY GOLF SALES CO.			CARLSBAD	CA	22305994	312403	1,118.11	Custom Order for Customer (Sold Merchandise)	4/28/2023
10004	CAMCO PLUMBING INC.			CARLSBAD	NM	22302733	312130	215.29	Sewer drain clean out for station 3	4/6/2023
507	CANDOR TIRES LLC	BIG O TIRES		CARLSBAD	NM	22300309	312127	87.63	Annual PO = Transit oil chg/se	4/6/2023
507	CANDOR TIRES LLC	BIG O TIRES		CARLSBAD	NM	22305769	312127	2,240.66	#46 front end shocks	4/6/2023
507	CANDOR TIRES LLC	BIG O TIRES		CARLSBAD	NM	22305975	312212	87.63	Annual PO 2 Transit oil chg/service 4/23 thru 6/2	4/14/2023
507	CANDOR TIRES LLC	BIG O TIRES		CARLSBAD	NM	22305975	312212	87.63	Annual PO 2 Transit oil chg/service 4/23 thru 6/2	4/14/2023
11294	CANNON COCHRAN MANAGEMENT	SERVICES INC		INDIANAPOLIS	IN	22302324	312404	6,418.67	Management of Workers Comp claims	4/28/2023
881	CAPROCK WATER COMPANY INC			ARTESIA	NM	22300036	1001269	25.72	EST YRLY WATER SRV SHOP LH 6/2022-5/2023	4/14/2023
890	CARC FARM, INC.			CARLSBAD	NM	22300133	1001297	100.00	FY23 Planter, Barrel, & Maint.	4/21/2023
890	CARC FARM, INC.			CARLSBAD	NM	22300211	1001297	100.00	C-Hill Planters Contract for F	4/21/2023
890	CARC FARM, INC.			CARLSBAD	NM	22300283	1001327	125.00	FY-23 barrel planters for Riverwalk	4/28/2023
10517	CARLSBAD AREA ART ASSOC.			CARLSBAD	NM	22300373	312405	1,123.39	Promotional Expense for Carlsbad Area Art Assoc	4/28/2023
915	CARLSBAD AUTO SUPPLY			CARLSBAD	NM	22305882	1001234	21.10	DIESEL TANK FILTERS	4/6/2023
915	CARLSBAD AUTO SUPPLY			CARLSBAD	NM	22305230	1001298	203.57	FILTERS & BATTERY FOR WWV PUMP	4/21/2023
915	CARLSBAD AUTO SUPPLY			CARLSBAD	NM	22305346	1001298	205.86	WATER PUMP, THERMO, BELT PARKS #15157	4/21/2023
915	CARLSBAD AUTO SUPPLY			CARLSBAD	NM	22305270	1001298	116.99	BATTERY NEEDED FOR SPC MOWER	4/21/2023
915	CARLSBAD AUTO SUPPLY			CARLSBAD	NM	22305349	1001298	116.99	BATTERY FOR ST LOADER	4/21/2023
915	CARLSBAD AUTO SUPPLY			CARLSBAD	NM	22306140	1001298	194.99	Replace battery #12105	4/21/2023
915	CARLSBAD AUTO SUPPLY			CARLSBAD	NM	22305353	1001298	730.18	BATTERY, FILTERS, WIPERS FOR VARIOUS DEPT	4/21/2023
12859	CARLSBAD COMMUNITY THEATRE			CARLSBAD	NM	22300380	312406	355.66	Promotional Expense for Carlsbad Community Theatre	4/28/2023
930	CARLSBAD CURRENT ARGUS	TEXAS-NEW MEXICO NEWSPAPERS LLC		MCLEAN	VA	22300654	312304	32.00	Annual Subscription FY 2022-20	4/21/2023
941	CARLSBAD MAINSTREET CORP			CARLSBAD	NM	22300349	1001235	2,500.00	FY23 Carlsbad Mainstreet- POP Agreement	4/6/2023
941	CARLSBAD MAINSTREET CORP			CARLSBAD	NM	22300096	1001235	7,500.00	Annual PO for Revitalization Services	4/6/2023
941	CARLSBAD MAINSTREET CORP			CARLSBAD	NM	22300348	1001299	3,192.78	Promotional Expense for MainStreet Tourism Campaig	4/21/2023
941	CARLSBAD MAINSTREET CORP			CARLSBAD	NM	22300348	1001299	1,154.63	Promotional Expense for MainStreet Tourism Campaig	4/21/2023
12835	CARLSBAD MEDICAL CENTER			COLUMBIA	MO	405729	52.64	D-503-CV-2021-00967	4/21/2023	
1388	CARLSBAD QUALITY JANITORIAL			HAGERMAN	NM	22305830	312180	858.27	Janitorial Supplies	4/6/2023
1388	CARLSBAD QUALITY JANITORIAL			HAGERMAN	NM	22305875	312259	2,247.90	liners for parks receptacles/1 Asbury	4/14/2023
1388	CARLSBAD QUALITY JANITORIAL			HAGERMAN	NM	22305917	312259	1,755.35	Cleaning supplies for the Library	4/14/2023
1388	CARLSBAD QUALITY JANITORIAL			HAGERMAN	NM	22305645	312259	143.15	9' TRUCK WASH FLAGGED BLUE NYLO	4/14/2023
1388	CARLSBAD QUALITY JANITORIAL			HAGERMAN	NM	22305692	312259	1,608.09	cleaning supplies for city hall	4/14/2023

City of Carlsbad  
Check Register  
April 2023

VENDOR	NAME	NAME2	DBA	CITY	STATE	P.O.	CHECK NO	INVOICE NET	INVOICE DESCRIPTION	CHECK DATE
1388	CARLSBAD QUALITY JANITORIAL			HAGERMAN	NM	22302743	312259	280.00	Bathroom supplies	4/14/2023
1388	CARLSBAD QUALITY JANITORIAL			HAGERMAN	NM	22305919	312259	607.00	Janitorial Supplies	4/14/2023
1388	CARLSBAD QUALITY JANITORIAL			HAGERMAN	NM	22305870	312259	855.96	SPLASH PAD MATERIALS	4/14/2023
1388	CARLSBAD QUALITY JANITORIAL			HAGERMAN	NM	22305982	312259	322.47	Janitorial Supplies for Airport	4/14/2023
1388	CARLSBAD QUALITY JANITORIAL			HAGERMAN	NM	22306052	312362	216.76	Cleaning supplies for Street bathroom floors	4/21/2023
1388	CARLSBAD QUALITY JANITORIAL			HAGERMAN	NM	22306017	312362	692.40	Cleaning supplies needed for Public Works	4/21/2023
1388	CARLSBAD QUALITY JANITORIAL			HAGERMAN	NM	22306197	312452	1,041.67	Janitorial Supplies	4/28/2023
1388	CARLSBAD QUALITY JANITORIAL			HAGERMAN	NM	22306265	312452	288.00	Janitorial Supplies	4/28/2023
1388	CARLSBAD QUALITY JANITORIAL			HAGERMAN	NM	22304536	312452	48.51	Janitorial Supplies	4/28/2023
1388	CARLSBAD QUALITY JANITORIAL			HAGERMAN	NM	22306090	312452	97.96	cleaner for parks bldgs/J Asbury	4/28/2023
1388	CARLSBAD QUALITY JANITORIAL			HAGERMAN	NM	22306091	312452	152.00	restock bath tissue/custodian's closet	4/28/2023
902	CARLSBAD RADIO INC.	KAMQ INC		CARLSBAD	NM	22300852	1001236	215.04	Annual PO -Carlsbad Radio- Tra	4/6/2023
902	CARLSBAD RADIO INC.	KAMQ INC		CARLSBAD	NM	22305946	1001236	806.41	advertisement radio	4/6/2023
902	CARLSBAD RADIO INC.	KAMQ INC		CARLSBAD	NM	22305945	1001236	806.41	advertisement radio	4/6/2023
12923	CARLSBAD SMALL ENGINE LLC			CARLSBAD	NM	22304915	312132	316.15	repair 1 inch water pump	4/6/2023
1085	CARROT TOP INDUSTRIES			HILLSBOROUGH	NC	22305798	312305	678.53	flags	4/21/2023
1085	CARROT TOP INDUSTRIES			HILLSBOROUGH	NC	22305990	312305	218.18	counter weight for Memorial Park flagpole/J Asbury	4/21/2023
1085	CARROT TOP INDUSTRIES			HILLSBOROUGH	NC	22303675	312305	74.49	replace flag borrowed from honor guard	4/21/2023
11144	CAVERN CITY CHILD	ADVOCACY CENTER		CARLSBAD	NM	22300192	1001300	5,000.00	Annual PO for Child Advocacy Services	4/21/2023
11144	CAVERN CITY CHILD	ADVOCACY CENTER		CARLSBAD	NM	22300192	1001300	5,000.00	Annual PO for Child Advocacy Services	4/21/2023
992	CED	CONSOLIDATED ELECTRICAL DISTRIBUTORS INC		DALLAS	TX	22305647	312133	63.30	replace lamp & receptacle for parks	4/6/2023
992	CED	CONSOLIDATED ELECTRICAL DISTRIBUTORS INC		DALLAS	TX	22305536	312133	68.00	replacement lights	4/6/2023
992	CED	CONSOLIDATED ELECTRICAL DISTRIBUTORS INC		DALLAS	TX	22305005	312215	77.80	LIGHT BULBS	4/14/2023
992	CED	CONSOLIDATED ELECTRICAL DISTRIBUTORS INC		DALLAS	TX	22304773	312306	747.50	Lighting for Airport	4/21/2023
992	CED	CONSOLIDATED ELECTRICAL DISTRIBUTORS INC		DALLAS	TX	22305732	312306	1,007.00	motor savers, relay & fuses for frontier1&C2 wells	4/21/2023
992	CED	CONSOLIDATED ELECTRICAL DISTRIBUTORS INC		DALLAS	TX	22303000	312306	430.00	Tatum Wells Project 100796 Quotes on file/mll	4/21/2023
992	CED	CONSOLIDATED ELECTRICAL DISTRIBUTORS INC		DALLAS	TX	22305998	312407	148.00	material for heater @TeenRec/D Treadaway	4/28/2023
992	CED	CONSOLIDATED ELECTRICAL DISTRIBUTORS INC		DALLAS	TX	22306000	312407	57.24	install new water heater @TeenRec/B Howell	4/28/2023
992	CED	CONSOLIDATED ELECTRICAL DISTRIBUTORS INC		DALLAS	TX	22305271	312407	2,250.00	Light poles for the parking lot	4/28/2023
1552	CENTERLINE SUPPLY, INC			GRAND PRAIRIE	TX	22305822	312216	2,120.00	Paint & Glass Beads for Airfield	4/14/2023
1879	CENTRAL RESTAURANT PROD			INDIANAPOLIS	IN	22305871	312408	465.14	supplies for patrons /rec eventss	4/28/2023
1120	CENTRAL VALLEY ELECTRIC COOP	MEMBER NO 328		ARTESIA	NM	22300037	1001301	100.03	EST YRLY ELEC SRV TO SHOP IN LOCO HILLS 6/22 - 5/2	4/21/2023
1206	CHAMBER OF COMMERCE CORP.			CARLSBAD	NM	22300351	1001238	27,708.00	Promotional Expense for Carlsbad Chamber Managemen	4/6/2023
1206	CHAMBER OF COMMERCE CORP.			CARLSBAD	NM	22300350	1001238	25,000.00	Promotional Expense for Chamber of Commerce	4/6/2023
1206	CHAMBER OF COMMERCE CORP.			CARLSBAD	NM	22303001	1001271	9,676.87	Chamber of Commerce-Carlsbad Local	4/14/2023
13360	CHAMPION MOTORSPORTS			ROSWELL	NM	22305874	1001239	232.68	PD 1811 voltage regulator	4/6/2023
9382	CHARLES H. JURVA	RIO PECOS TENNIS SHOP		CARLSBAD	NM	22300372	1001240	1,615.92	Annual tennis pro services	4/6/2023
14037	CHRISTOPHER AUSTIN			CARLSBAD	NM		312410	40.00	Travel to Hobbs-PD	4/28/2023
12653	CLUB PROPHET SYSTEMS	PRO-SHOPKEEPER COMP SOFTWARE		CHESWICK	PA	22300734	312218	489.22	POS Monthly service charge	4/14/2023
1202	COATS PUMP & SUPPLY INC			DEXTER	NM	22305751	1001329	297.27	Replace Oil dripper on Well	4/28/2023
8918	COLONIAL LIFE & ACCIDENT	PROCESSING CENTER		COLUMBIA	SC	405686	7,417.17	BCN E9832924	4/6/2023	
8918	COLONIAL LIFE & ACCIDENT	PROCESSING CENTER		COLUMBIA	SC	405686	12,219.70	BCN E7260904	4/6/2023	
8918	COLONIAL LIFE & ACCIDENT	PROCESSING CENTER		COLUMBIA	SC	405730	7,372.19	BCN E9832924	4/21/2023	
8918	COLONIAL LIFE & ACCIDENT	PROCESSING CENTER		COLUMBIA	SC	405730	12,163.13	BCN E7260904	4/21/2023	
1270	CONNELLS OFFICE SUPPLY			CARLSBAD	NM	22305853	1001241	947.00	Supplies for library	4/6/2023
1270	CONNELLS OFFICE SUPPLY			CARLSBAD	NM	22305755	1001241	849.00	task stools & supplies for warehouse office	4/6/2023



City of Carlsbad  
 Check Register  
 April 2023

VENDOR	NAME	NAME2	DBA	CITY	STATE	P.O.	CHECK NO	INVOICE NET	INVOICE DESCRIPTION	CHECK DATE
1270	CONNELLS OFFICE SUPPLY			CARLSBAD	NM	22305866	1001241	49.00	OFFICE SUPPLIES	4/6/2023
1270	CONNELLS OFFICE SUPPLY			CARLSBAD	NM	22305853	1001241	223.00	Supplies for library	4/6/2023
1270	CONNELLS OFFICE SUPPLY			CARLSBAD	NM	22305853	1001241	42.00	Supplies for library	4/6/2023
1270	CONNELLS OFFICE SUPPLY			CARLSBAD	NM	22305862	1001272	109.50	INK FOR PRINTER FOR LINE LOCATOR	4/14/2023
1270	CONNELLS OFFICE SUPPLY			CARLSBAD	NM	22305844	1001272	85.00	Office Supplies	4/14/2023
1270	CONNELLS OFFICE SUPPLY			CARLSBAD	NM	22305788	1001272	33.00	Office Supplies	4/14/2023
1270	CONNELLS OFFICE SUPPLY			CARLSBAD	NM	22305981	1001302	6.50	Office supplies for HR	4/21/2023
1270	CONNELLS OFFICE SUPPLY			CARLSBAD	NM	22305981	1001302	219.30	Office supplies for HR	4/21/2023
1270	CONNELLS OFFICE SUPPLY			CARLSBAD	NM	22305772	1001302	2,115.00	Materials and Supplies	4/21/2023
1270	CONNELLS OFFICE SUPPLY			CARLSBAD	NM	22305772	1001302	85.00	Materials and Supplies	4/21/2023
1270	CONNELLS OFFICE SUPPLY			CARLSBAD	NM	22305981	1001302	56.00	Office supplies for HR	4/21/2023
1270	CONNELLS OFFICE SUPPLY			CARLSBAD	NM	22306121	1001302	151.00	Office Supplies	4/21/2023
1270	CONNELLS OFFICE SUPPLY			CARLSBAD	NM	22306252	1001330	38.00	restock pen cabinet/MLL	4/28/2023
1270	CONNELLS OFFICE SUPPLY			CARLSBAD	NM	22306222	1001330	130.00	project pads for l Able, paper for whse	4/28/2023
1270	CONNELLS OFFICE SUPPLY			CARLSBAD	NM	22306121	1001330	14.00	Office Supplies	4/28/2023
1270	CONNELLS OFFICE SUPPLY			CARLSBAD	NM	22300070	1001330	124.00	EST YRLY COPY PAPER FOR OFFIC	4/28/2023
1290	CONSTRUCTOR'S INC.			CARLSBAD	NM	22304751	29231	11,961.69	BEACH PARKING LOT OVERLAY (EDDY CO. PRICING)	4/6/2023
1290	CONSTRUCTOR'S INC.			CARLSBAD	NM	22304758	29237	61,305.94	PARKINGLOT OVERLAY GOLF/PRV(EDDY CO. PRICING)	4/21/2023
1290	CONSTRUCTOR'S INC.			CARLSBAD	NM	22305256	1001331	19,672.54	concrete drive pad for wash bay at Fire Station 1	4/28/2023
1317	COOPER ENTERPRISES LLC		GLASS DOCTOR AUTO OF CARLSBAD	CARLSBAD	NM	22305936	312224	448.90	window repair	4/14/2023
5775	COOPERATIVE EDUCATIONAL SERVICES			ALBUQUERQUE	NM	22302014	29236	62,387.20	Repairs to San Jose Low Water Crossing	4/21/2023
5775	COOPERATIVE EDUCATIONAL SERVICES			ALBUQUERQUE	NM	22302928	312135	170,631.09	Replace waterline Blodgett St @ irrigation canal	4/6/2023
5775	COOPERATIVE EDUCATIONAL SERVICES			ALBUQUERQUE	NM	22303379	312135	35,417.35	Tatum well house and pads	4/6/2023
5775	COOPERATIVE EDUCATIONAL SERVICES			ALBUQUERQUE	NM	22302074	312135	21,719.20	Upsize of Sewer from 8" to 15" and 7 services	4/6/2023
5775	COOPERATIVE EDUCATIONAL SERVICES			ALBUQUERQUE	NM	22302149	312217	2,325.24	ARSC Library/Bathroom Doors	4/14/2023
5775	COOPERATIVE EDUCATIONAL SERVICES			ALBUQUERQUE	NM	22302928	312217	96,689.40	Replace waterline Blodgett St @ irrigation canal	4/14/2023
5775	COOPERATIVE EDUCATIONAL SERVICES			ALBUQUERQUE	NM	22302353	312307	12,644.92	Miniature Golf Course	4/21/2023
5775	COOPERATIVE EDUCATIONAL SERVICES			ALBUQUERQUE	NM	22302928	312307	239,086.12	Replace waterline Blodgett St @ irrigation canal	4/21/2023
5775	COOPERATIVE EDUCATIONAL SERVICES			ALBUQUERQUE	NM	22304077	312307	952.50	Line Stop Res 2 Waterline repair work	4/21/2023
5775	COOPERATIVE EDUCATIONAL SERVICES			ALBUQUERQUE	NM	22305402	312409	104,124.59	Pickle Ball Court	4/28/2023
12318	CORE & MAIN LP			ST LOUIS	MO	22305417	312137	2,149.07	Repairs to Well 7	4/6/2023
12318	CORE & MAIN LP			ST LOUIS	MO	22304374	312308	341.15	Restock Saddles/State Agreement 10-00000-20-00044	4/21/2023
12318	CORE & MAIN LP			ST LOUIS	MO	22303280	312411	6,025.61	Restock Meters/State contract 00-00000-20-00-00114	4/28/2023
12318	CORE & MAIN LP			ST LOUIS	MO	22306107	312411	1,678.98	Meters needed for a job	4/28/2023
12318	CORE & MAIN LP			ST LOUIS	MO	22306025	312411	2,812.75	Water meter upgrade, Contract 00-00000-20-00114	4/28/2023
1377	COUFAL- PRATER EQUIPMENT LLC		UNITED AG & TURF LLC	WACO	TX	22305543	312281	354.06	FUEL PUMP, GASKET, KITS FOR ST L563	4/14/2023
1377	COUFAL- PRATER EQUIPMENT LLC		UNITED AG & TURF LLC	WACO	TX	22305736	312281	1,566.77	MOTOR NEEDED FOR PARKS 1600 MOWER	4/14/2023
1377	COUFAL- PRATER EQUIPMENT LLC		UNITED AG & TURF LLC	WACO	TX	22305931	312385	1,776.76	ECM FOR ST SWEEPER #10923	4/21/2023
1377	COUFAL- PRATER EQUIPMENT LLC		UNITED AG & TURF LLC	WACO	TX	22305619	312385	217.71	FILTERS NEEDED FOR VARIOUS DEPT	4/21/2023
1377	COUFAL- PRATER EQUIPMENT LLC		UNITED AG & TURF LLC	WACO	TX	22305547	312385	545.38	CYLINDER & HARDWARE FOR PARKS 1600	4/21/2023
3946	CREATIVE BUS SALES INC.			CHINO	CA	22305989	312412	15,765.58	SPA 00-00000-20-00087 -FY20 award VIN-NR172021	4/28/2023
1367	CREWS GLASS & MIRROR INC.			CARLSBAD	NM	22303585	1001332	555.83	Glass needed for Pat Cass Office Window	4/28/2023
1266	CRISTIAN RODRIGUEZ			LAS CRUCES	NM		312309	20.00	Travel to Roswell-Fire	4/21/2023
1266	CRISTIAN RODRIGUEZ			LAS CRUCES	NM		312309	20.00	Travel to Roswell-FD	4/21/2023
12240	CUMMINS SALES & SERVICE	CUMMINS INC		DENVER	CO	22203478	312219	81,882.00	back up generator copperstone lift station	4/14/2023
1408	DANA KEPNER CO.			DENVER	CO	22305276	312310	880.00	Restock inventory	4/21/2023

City of Carlsbad  
Check Register  
April 2023

VENDOR	NAME	NAME2	DBA	CITY	STATE	P.O.	CHECK NO	INVOICE NET	INVOICE DESCRIPTION	CHECK DATE
1408	DANA KEPNER CO.			DENVER	CO	22305465	312310	1,860.00	Restock inventory	4/21/2023
1408	DANA KEPNER CO.			DENVER	CO	22305064	312310	1,670.00	Restock inventory	4/21/2023
1402	DARDANELLE TIMBER CO INC	C/O SUTHERLANDS		CARLSBAD	NM	22305656	312138	111.91	parts for swamp coolers at golf barn	4/6/2023
1402	DARDANELLE TIMBER CO INC	C/O SUTHERLANDS		CARLSBAD	NM	22306001	312220	8.99	belts & pads for warehouse A/C - MLL	4/14/2023
1402	DARDANELLE TIMBER CO INC	C/O SUTHERLANDS		CARLSBAD	NM	22306001	312220	103.86	belts & pads for warehouse A/C - MLL	4/14/2023
1402	DARDANELLE TIMBER CO INC	C/O SUTHERLANDS		CARLSBAD	NM	22305911	312311	53.90	AC Station 5 Parts	4/21/2023
1402	DARDANELLE TIMBER CO INC	C/O SUTHERLANDS		CARLSBAD	NM	22306318	312413	59.99	cooler pump for PFA Garage/ J Nesbit	4/28/2023
1554	DARREN W FLETCHER		DWF GOLF SUPPLIES	WATAUGA	TX	22305858	312416	1,840.00	sprinklers for golf course	4/28/2023
3622	DEERE CREDIT INC.			JOHNSTON	IA	22300319	312139	287.36	0200052819053	4/6/2023
3622	DEERE CREDIT INC.			JOHNSTON	IA	22300399	312139	1,110.84	0200052819052	4/6/2023
3622	DEERE CREDIT INC.			JOHNSTON	IA	22300400	312312	578.97	0200062341009account#	4/21/2023
3622	DEERE CREDIT INC.			JOHNSTON	IA	22300355	312312	5,041.53	account#0200062341002	4/21/2023
3622	DEERE CREDIT INC.			JOHNSTON	IA	22300174	312312	210.54	account#0200052819051	4/21/2023
3622	DEERE CREDIT INC.			JOHNSTON	IA	22300354	312312	1,596.85	account#0200062341000	4/21/2023
3622	DEERE CREDIT INC.			JOHNSTON	IA	22300181	312312	2,157.99	account#0200062341007	4/21/2023
3622	DEERE CREDIT INC.			JOHNSTON	IA	22300182	312312	3,234.50	account#0200062341006	4/21/2023
3622	DEERE CREDIT INC.			JOHNSTON	IA	22300183	312312	4,983.20	account#0200062341005	4/21/2023
3622	DEERE CREDIT INC.			JOHNSTON	IA	22300184	312312	1,724.37	account#0200062341004	4/21/2023
3622	DEERE CREDIT INC.			JOHNSTON	IA	22300353	312312	3,833.06	account#0200062341001	4/21/2023
3622	DEERE CREDIT INC.			JOHNSTON	IA	22300355	312414	344.99	FY23 Lease for Mowers at the Sports Complex	4/28/2023
3622	DEERE CREDIT INC.			JOHNSTON	IA	22301541	312414	319.49	account#0200062341008	4/28/2023
1463	DEMCO, INC.			MILWAUKEE	WI	22305846	1001303	629.41	Processing supplies for Library	4/21/2023
12956	DESERT FOX SOLUTIONS	BRIAN L FOX		CARLSBAD	NM	22300383	29238	3,075.70	METHANE MONITOR CLOSED LANDFILL YEARLY 2022 TO 202	4/21/2023
1501	DIVERSIFIED INSPECTION	INDEPENDENT TESTING LABS, INC		PHOENIX	AZ	22305235	312415	749.43	EST COST TO INSPECT NIFTY LIFT PARKS	4/28/2023
1501	DIVERSIFIED INSPECTION	INDEPENDENT TESTING LABS, INC		PHOENIX	AZ	22305372	312415	2,270.98	CRANE INSPECTIONS FOR WWC & DE	4/28/2023
1530	DPC INDUSTRIES, INC.			DALLAS	TX	22305739	312140	1,946.30	chlorine for injecting in golf course lines	4/6/2023
1562	DUE SOUTH MARINE LLC			HUNGERFORD	TX	22305926	312141	1,200.00	Boat Appraisal Services	4/6/2023
1726	EAGLE CARPORTS INC			MOUNT AIRY	NC	22305170	312143	9,802.80	Carport for Airport Sweeper	4/6/2023
269	EAGLE ENGRAVING INC			SAINT CHARLES	IL	22304635	312144	356.95	Baby Delivery Commendation Bars	4/6/2023
1795	EBSCO SUBSCRIPTION SERV	PAYMENT PROCESSING CENTER		DALLAS	TX	22300205	1001242	2,500.00	Rosetta Stone language learnin	4/6/2023
1837	EDDY COUNTY			CARLSBAD	NM	22303619	29240	11,878.67	1st qtr invoice	4/28/2023
10882	EDDY COUNTY	PUBLIC WORKS DEPARTMENT		CARLSBAD	NM	22306260	29241	1,000,000.00	West Loop Project	4/28/2023
1837	EDDY COUNTY			CARLSBAD	NM	22300540	312417	51,319.60	City Share of Sandpoint Landfill OP FY 22/23	4/28/2023
1809	EDDY COUNTY DETENTION CENTER			CARLSBAD	NM	22300284	312313	28,120.00	FY 2023 - Prisoner Housing	4/21/2023
10614	EDWARD VANSNOTTER			CARLSBAD	NM		312418	20.00	Travel to Santa Fe-Museum	4/28/2023
1704	EL PASO TIMES	TEXAS-NEW MEXICO NEWSPAPERS LLC		MCLEAN	VA	22300388	71	1,074.30	LocalIQ Invoice 5503071	4/11/2023
1704	EL PASO TIMES	TEXAS-NEW MEXICO NEWSPAPERS LLC		MCLEAN	VA	22305433	2812	43.18	Local IQ invoice5502812	4/11/2023
12632	ELDON W. ATCHLEY			CARLSBAD	NM		312314	507.00	Travel to Tucson-PD	4/21/2023
15961	ELIZABETH FERRALES			CARLSBAD	NM		312315	20.00	Travel to Ruidoso-PD	4/21/2023
6321	ENMU-ROSWELL			ROSWELL	NM	22305857	312145	10,183.75	ENMU-R Tuition and Fees for EMS Students	4/6/2023
13358	EQUIPMENTSHARE.COM INC			FULTON	MO	22305803	1001333	883.94	fork lift rental	4/28/2023
11980	ERIC FLORES			CARLSBAD	NM		312316	155.00	Travel to Clovis-Fire	4/21/2023
876	ERNESTO B MARTINEZ			ROSWELL	NM	22300556	312419	1,078.33	Annual requisition for court appointed attorney	4/28/2023
2019	EXERPLAY, INC.			CEDAR CREST	NM	22302992	312221	10,626.50	Fixed Route shelters SPA# 90-000-19-00062	4/14/2023
1801	E-Z RENTALS & SALES, INC.			CARLSBAD	NM	22305883	312142	289.99	Leaf Blower for Airport Ops	4/6/2023
2255	FASTENAL COMPANY			WINONA	MN	22305790	312222	837.30	restock bolt bin @WHSE/ml	4/14/2023

City of Carlsbad  
Check Register  
April 2023

VENDOR	NAME	NAME2	DBA	CITY	STATE	P.O.	CHECK NO	INVOICE NET	INVOICE DESCRIPTION	CHECK DATE
2359	FERGUSON WATERWORKS #3083			LOS ANGELES	CA	22305604	1001273	1,254.37	Repair Double check backflow assembly	4/14/2023
2359	FERGUSON WATERWORKS #3083			LOS ANGELES	CA	22305557	1001273	3,075.59	Replace fire hydrant used	4/14/2023
2359	FERGUSON WATERWORKS #3083			LOS ANGELES	CA	22304625	1001304	807.91	Restock inventory	4/21/2023
2359	FERGUSON WATERWORKS #3083			LOS ANGELES	CA	22306077	1001304	393.29	caskets for water service jobs	4/21/2023
2359	FERGUSON WATERWORKS #3083			LOS ANGELES	CA	22306045	1001304	2,619.30	Restock inventory	4/21/2023
2359	FERGUSON WATERWORKS #3083			LOS ANGELES	CA	22306130	1001334	1,669.50	EMERGENCY PO LINE DOWN IN D.E.	4/28/2023
2384	FLEETPRIDE			DALLAS	TX	22305807	312223	79.42	VALVE NEEDED FOR SW #16355	4/14/2023
2384	FLEETPRIDE			DALLAS	TX	22302484	312223	2,448.07	PTO NEEDED FOR SW #15394	4/14/2023
731	FLOWMSP INC			STREATOR	IL	22305020	312146	2,800.00	Annual Renewal Fee	4/6/2023
2480	FORREST TIRE CO., INC.			CARLSBAD	NM	22302638	1001274	(25.00)	Flat repair	4/14/2023
2480	FORREST TIRE CO., INC.			CARLSBAD	NM	22302638	1001274	(25.00)	Flat repair	4/14/2023
2480	FORREST TIRE CO., INC.			CARLSBAD	NM	22302638	1001274	(50.00)	Flat repair	4/14/2023
2480	FORREST TIRE CO., INC.			CARLSBAD	NM	22305753	1001274	480.08	flat repairs on loader	4/14/2023
2480	FORREST TIRE CO., INC.			CARLSBAD	NM	22300168	1001305	25.00	Annual Flat Repair Service Tra	4/21/2023
2480	FORREST TIRE CO., INC.			CARLSBAD	NM	22306078	1001335	300.00	8.25-22.5 unimount steel wheels	4/28/2023
2480	FORREST TIRE CO., INC.			CARLSBAD	NM	22306167	1001335	850.00	19.5I-24 maxdura 12 ply tire	4/28/2023
12896	FRIENDS OF THE LIVING DESERT			CARLSBAD	NM	22300381	312317	3,328.30	Promotional Expense for Friends of Living Desert	4/21/2023
12395	G. ALLEN PEREZ			CARLSBAD	NM		312147	42.00	Travel to Hobbs-PD	4/6/2023
12960	GALLS LLC			CHICAGO	IL	22305609	1001243	149.99	Uniform Boots - MShott	4/6/2023
12960	GALLS LLC			CHICAGO	IL	22304441	1001306	124.20	Uniforms for fire dept administration	4/21/2023
12960	GALLS LLC			CHICAGO	IL	22301050	1001306	796.46	FY 2023 - Uniforms - Patrol	4/21/2023
12960	GALLS LLC			CHICAGO	IL	22305517	1001336	468.27	Uniforms - CSA & Records	4/28/2023
12960	GALLS LLC			CHICAGO	IL	22301050	1001336	103.70	FY 2023 - Uniforms - Patrol	4/28/2023
12960	GALLS LLC			CHICAGO	IL	22301050	1001336	417.79	FY 2023 - Uniforms - Patrol	4/28/2023
12960	GALLS LLC			CHICAGO	IL	22301050	1001336	11.52	FY 2023 - Uniforms - Patrol	4/28/2023
870	GCC SUN CITY MATERIALS LLC			EL PASO	TX	22303480	29235	1,682.23	ROCK FOR MINI GOLF LANDSCAPE	4/14/2023
870	GCC SUN CITY MATERIALS LLC			EL PASO	TX	22303480	29235	1,664.35	ROCK FOR MINI GOLF LANDSCAPE	4/14/2023
2846	GENERAL MAILING & SHIPPING SYSTEM INC			ALBUQUERQUE	NM	22305008	312318	515.45	Postage Machine Supplies	4/21/2023
8928	GENERAL OPERATING FUND						405687	40,076.69	State Tax	4/6/2023
8928	GENERAL OPERATING FUND						405731	40,986.09	State tax	4/21/2023
11350	GLOBAL EQUIPMENT CO.,INC.			CHICAGO	IL	22305489	312319	284.09	riser stand for Jenny's desk	4/21/2023
2548	GOOD EARTH PRODUCTS, INC			HOLLYWOOD	FL	22306044	312421	319.00	cleaning supplies	4/28/2023
2932	GOPHER SPORT	THE PROPHET CORPORATION		OWATONNA	MN	22305696	1001275	509.08	patron exercise sport use	4/14/2023
2932	GOPHER SPORT	THE PROPHET CORPORATION		OWATONNA	MN	22306159	1001337	157.50	basketball inflater	4/28/2023
2933	GRAINGER			KANSAS CITY	MO	22305808	312148	407.90	brooms for crews/RC/batteries to cascades/JA	4/6/2023
2933	GRAINGER			KANSAS CITY	MO	22305242	312225	1,165.16	Supplies needed for Elec. & Radio Shop	4/14/2023
2933	GRAINGER			KANSAS CITY	MO	22305775	312225	412.45	Water buffalo repair fire suppression	4/14/2023
2933	GRAINGER			KANSAS CITY	MO	22305762	312320	89.38	replace broken multi tool on unit 14818/J Granger	4/21/2023
2933	GRAINGER			KANSAS CITY	MO	22305737	312320	251.64	trimmer line for line trimmers/Comm SVC	4/21/2023
2933	GRAINGER			KANSAS CITY	MO	22306011	312320	47.72	mechanic supplies o-ring assortment	4/21/2023
2933	GRAINGER			KANSAS CITY	MO	22306079	312422	518.72	replace broken tool/R Lopez/A Quezada	4/28/2023
2933	GRAINGER			KANSAS CITY	MO	22305651	312422	263.98	Cigarette bucket, pump maint kit, cooling pad	4/28/2023
2933	GRAINGER			KANSAS CITY	MO	22306110	312422	631.08	FAN PRESS REPAIR	4/28/2023
2933	GRAINGER			KANSAS CITY	MO	22306080	312422	56.00	batteries for controllers, timers, & flashlights	4/28/2023
2933	GRAINGER			KANSAS CITY	MO	22306056	312422	204.40	gaskets for water service jobs/stock bin/RLopez	4/28/2023
2933	GRAINGER			KANSAS CITY	MO	22306123	312422	40.22	batteries for meter/M Trujillo	4/28/2023

City of Carlsbad  
Check Register  
April 2023

VENDOR	NAME	NAME2	DBA	CITY	STATE	P.O.	CHECK NO	INVOICE NET	INVOICE DESCRIPTION	CHECK DATE
2546	GREEN CLEAN WINDOW CLEANING	SHERRIE L BOSTON		CARLSBAD	NM	22300901	312226	269.11	FY 2023 - Window Cleaning	4/14/2023
723	HADRONEX INC.		SMART COVER SYSTEMS	ESCONDIDO	CA	22301030	312149	18,355.00	equipment monitoring and warranty Smart cover	4/6/2023
3050	HALL MACHINE			CARLSBAD	NM	22305558	312227	64.50	D RINGS FOR GARAGE TRAILER	4/14/2023
3050	HALL MACHINE			CARLSBAD	NM	22305754	312227	93.80	Materials for welding shop	4/14/2023
3050	HALL MACHINE			CARLSBAD	NM	22305869	312227	72.00	Materials for meter lid keys	4/14/2023
3050	HALL MACHINE			CARLSBAD	NM	22306152	312321	44.70	MATERIALS FOR LOWBOY TRAILER	4/21/2023
548	HBSS CONNECT CORP			LOWELL	MA	22300472	1001227	89.35	IVR Minutes 4 transit software Aug 22 thru March 2	4/6/2023
11079	HEIL OF TEXAS	TEXAN WASTE EQUIPMENT INC		IRVING	TX	22305766	312150	410.21	replacement hose for vac con	4/6/2023
11079	HEIL OF TEXAS	TEXAN WASTE EQUIPMENT INC		IRVING	TX	22305151	312228	2,265.76	Bulk sweeper wire order for all units	4/14/2023
11079	HEIL OF TEXAS	TEXAN WASTE EQUIPMENT INC		IRVING	TX	22305376	312228	271.54	BELTS, BRACKETS & HARDWARE FOR SW #977	4/14/2023
11079	HEIL OF TEXAS	TEXAN WASTE EQUIPMENT INC		IRVING	TX	22305368	312228	1,439.75	CAGES W/HARDWARE FOR SW 13258	4/14/2023
11079	HEIL OF TEXAS	TEXAN WASTE EQUIPMENT INC		IRVING	TX	22305635	312228	545.39	PINS FOR CYLINDER FOR SW #937	4/14/2023
11079	HEIL OF TEXAS	TEXAN WASTE EQUIPMENT INC		IRVING	TX	22305852	312228	518.41	SPRINGS FOR SW PYTHON UNITS	4/14/2023
3159	HI LINE CO			DALLAS	TX	22305562	312229	654.29	REFILL BULK BINS IN GARAGE SHOP	4/14/2023
3159	HI LINE CO			DALLAS	TX	22305650	312229	208.68	LIGHTS FOR SW UNITS	4/14/2023
3159	HI LINE CO			DALLAS	TX	22305781	312322	718.47	REFILL BULK BINS IN GARAGE SHOP FOR SW UNITS	4/21/2023
258	HORTON LAW FIRM LLC			CARLSBAD	NM	22300553	312323	1,075.20	Annual purchase requisition for court appointed at	4/21/2023
8937	IBEW, LOCAL UNION #611			ALBUQUERQUE	NM		405688	321.30	Dues PR#1	4/6/2023
8937	IBEW, LOCAL UNION #611			ALBUQUERQUE	NM		405688	921.47	2% Fees PR#1	4/6/2023
3465	INGRAM LIBRARY SERVICES			ATLANTA	GA	22302923	312151	123.18	Books for adult fiction/nonfiction collection	4/6/2023
3465	INGRAM LIBRARY SERVICES			ATLANTA	GA	22302923	312151	103.35	Books for adult fiction/nonfiction collection	4/6/2023
3465	INGRAM LIBRARY SERVICES			ATLANTA	GA	22302923	312151	34.18	Books for adult fiction/nonfiction collection	4/6/2023
3465	INGRAM LIBRARY SERVICES			ATLANTA	GA	22300876	312324	15.04	Adult Books for Circulation Collection	4/21/2023
3465	INGRAM LIBRARY SERVICES			ATLANTA	GA	22304626	312324	20.98	books - adult fiction/nonfiction	4/21/2023
3465	INGRAM LIBRARY SERVICES			ATLANTA	GA	22304626	312324	45.97	books - adult fiction/nonfiction	4/21/2023
3465	INGRAM LIBRARY SERVICES			ATLANTA	GA	22304626	312324	58.16	books - adult fiction/nonfiction	4/21/2023
3465	INGRAM LIBRARY SERVICES			ATLANTA	GA	22304626	312324	87.29	books - adult fiction/nonfiction	4/21/2023
3465	INGRAM LIBRARY SERVICES			ATLANTA	GA	22304626	312324	211.76	books - adult fiction/nonfiction	4/21/2023
3465	INGRAM LIBRARY SERVICES			ATLANTA	GA	22304626	312324	191.86	books - adult fiction/nonfiction	4/21/2023
3465	INGRAM LIBRARY SERVICES			ATLANTA	GA	22304626	312324	81.17	books - adult fiction/nonfiction	4/21/2023
3465	INGRAM LIBRARY SERVICES			ATLANTA	GA	22304626	312324	14.46	books - adult fiction/nonfiction	4/21/2023
735	INSIGHT PUBLIC SECTOR			TEMPE	AZ	22305969	1001276	317.50	Cat 6 Cables	4/14/2023
735	INSIGHT PUBLIC SECTOR			TEMPE	AZ	22305806	1001276	359.34	Printer for Corina at ARSC	4/14/2023
735	INSIGHT PUBLIC SECTOR			TEMPE	AZ	22305969	1001307	42.32	Cat 6 Cables	4/21/2023
735	INSIGHT PUBLIC SECTOR			TEMPE	AZ	22305914	1001307	962.78	Fujitsu scanner	4/21/2023
735	INSIGHT PUBLIC SECTOR			TEMPE	AZ	22306284	1001338	2,201.90	Exec AIO Computer	4/28/2023
735	INSIGHT PUBLIC SECTOR			TEMPE	AZ	22305876	1001338	789.47	Spare printer	4/28/2023
9012	IVAN M ABELL			CARLSBAD	NM		312325	289.50	Travel to Albuquerque-Utilities	4/21/2023
3601	J & J PIPE & SUPPLY			CARLSBAD	NM	22305825	312152	31.14	Fan Press Repair	4/6/2023
3601	J & J PIPE & SUPPLY			CARLSBAD	NM	22305843	312152	47.00	Fan Press Repair	4/6/2023
3601	J & J PIPE & SUPPLY			CARLSBAD	NM	22305963	312326	40.17	MIS REPAIR PARTS	4/21/2023
3601	J & J PIPE & SUPPLY			CARLSBAD	NM	22306051	312326	1,617.78	RESTOCK PVC	4/21/2023
541	J WAYNE BEVERS	CHAPARRAL CLAIMS & INVESTIGATIONS LLC		ROSWELL	NM	22301583	312136	597.78	Chaparral Claims Annual Requisition	4/6/2023
541	J WAYNE BEVERS	CHAPARRAL CLAIMS & INVESTIGATIONS LLC		ROSWELL	NM	22301583	312136	598.64	Chaparral Claims Annual Requisition	4/6/2023
3665	JAMES COOKE & HOBSON INC			ALBUQUERQUE	NM	22305603	312153	7,561.96	Mixer Repair	4/6/2023
3665	JAMES COOKE & HOBSON INC			ALBUQUERQUE	NM	22305103	312327	10,180.49	pump repair la hurta lift station	4/21/2023

City of Carlsbad  
Check Register  
April 2023

VENDOR	NAME	NAME2	DBA	CITY	STATE	P.O.	CHECK NO	INVOICE NET	INVOICE DESCRIPTION	CHECK DATE
3058	JAMES HAMILTON CONST. CO			SILVER CITY	NM	22304634	312423	1,271.38	med coarse for various jobs/restock yard4	4/28/2023
10361	JAMES LOGSDON			ARTESIA	NM		312424	40.00	Travel to Hobbs-PD	4/28/2023
3626	JD CREATIONS			CARLSBAD	NM	22304640	312425	155.00	Annual Plaques for Citizens	4/28/2023
3626	JD CREATIONS			CARLSBAD	NM	22304640	312425	110.00	Annual Plaques for Citizens	4/28/2023
1036	JENKINS MARKETING CO LLC	JC GOLF ACCESSORIES		ENGLEWOOD	CO	22306239	1001339	2,209.42	Pro Shop Merchandise	4/28/2023
1487	JESSIE MORENO	GLAMOUR GEAR		CARLSBAD	NM	22305831	312420	1,620.00	Clear Coat Kneeling Soldier	4/28/2023
10498	JK AUTO & DIESEL LLC			CARLSBAD	NM	22305783	1001244	164.04	Towing Service	4/6/2023
10498	JK AUTO & DIESEL LLC			CARLSBAD	NM	22305783	1001340	105.00	Towing Service	4/28/2023
846	JOHN J PENNELL	TOTAL PRODUCTIONS		ROSWELL	NM	22306111	312287	98,487.00	sound system WGPAC	4/17/2023
966	JOHN MICHAEL DAVIDSON			CARLSBAD	NM	22305051	29232	500.00	Trash Pickup Not to Exceed \$500	4/6/2023
8338	JONATHAN ALEXANDER MEZA		WESTERN FIRE & SAFETY	LOVINGTON	NM	22305356	312470	409.17	FIRE EXTINGUISHER YEARLY SERVICE	4/28/2023
566	JOSE E BENAVIDEZ	THE A-TEAM OPERATIONS LLC		LOVING	NM	22304362	312203	59.14	SWEATSHIRT FOR WELDER	4/14/2023
566	JOSE E BENAVIDEZ	THE A-TEAM OPERATIONS LLC		LOVING	NM	22304291	312390	833.28	embroidery for uniforms	4/28/2023
329	JOSEPH HOUSER			CARLSBAD	NM		312328	40.00	Travel to Roswell-Fire	4/21/2023
329	JOSEPH HOUSER			CARLSBAD	NM		312328	40.00	Travel to Roswell-FD	4/21/2023
329	JOSEPH HOUSER			CARLSBAD	NM		312328	20.00	Travel to Roswell-FD	4/21/2023
329	JOSEPH HOUSER			CARLSBAD	NM		312328	40.00	Travel to Roswell-FD	4/21/2023
1515	JOSHUA CAMPBELL			CARLSBAD	NM		312426	20.00	Travel to Roswell-FD	4/28/2023
1515	JOSHUA CAMPBELL			CARLSBAD	NM		312426	20.00	Travel to Roswell-FD	4/28/2023
569	JULIE CHESTER	J CHESTER DESIGN LLC		LITHIA	FL	22300281	1001277	10,353.89	Promotional Expense for Julie Chester Social Media	4/14/2023
3813	K W FUELS, INC.			HOBBS	NM	22306184	1001341	2,580.00	Propane & Dyed Diesel	4/28/2023
3541	KARS LLC	CARLSBAD FORD LINCOLN		ROSWELL	NM	22300678	312131	1,402.90	#38 Full Brake Job to include	4/6/2023
14257	KENNETH AHRENS			CARLSBAD	NM		312329	59.00	Travel to Tampa FL-Fire	4/21/2023
14257	KENNETH AHRENS			CARLSBAD	NM		312329	20.00	Travel to ABQ-FD	4/21/2023
304	KEYMAKE SOLUTIONS LLC	KEYMAKE SOLUTIONS		CARLSBAD	NM	22305108	312154	15.00	Keys for Port Jefferson	4/6/2023
304	KEYMAKE SOLUTIONS LLC	KEYMAKE SOLUTIONS		CARLSBAD	NM	22305916	312330	326.91	Re-key Port Jefferson	4/21/2023
304	KEYMAKE SOLUTIONS LLC	KEYMAKE SOLUTIONS		CARLSBAD	NM	22306267	312427	12.00	Additional Keys needed for Avalon Ranch	4/28/2023
304	KEYMAKE SOLUTIONS LLC	KEYMAKE SOLUTIONS		CARLSBAD	NM	22303729	312427	18.00	copies of R4 key / R Myers	4/28/2023
3945	KRISTINA B HILLMER	KRISTINA'S CUSTOM FRAMING		CARLSBAD	NM	22300236	312428	166.01	2023 Kristina's framing citizens procl-photos	4/28/2023
1027	L & F DISTRIBUTORS LLC			CORPUS CHRISTI	TX	22305835	312155	752.70	Alcohol for Pro Shop	4/6/2023
1027	L & F DISTRIBUTORS LLC			CORPUS CHRISTI	TX	22305483	312155	796.15	Alcohol for Pro Shop	4/6/2023
1027	L & F DISTRIBUTORS LLC			CORPUS CHRISTI	TX	22306029	312331	1,142.65	Alcohol for Pro Shop	4/21/2023
11867	LA CUEVA PET CARE CENTER			CARLSBAD	NM	22301375	312156	369.87	FY 2023 - Annual Vet Visits	4/6/2023
1564	LATRICIA ASH			HOBBS	NM		312332	135.48	Travel to Santa Fe-PD	4/21/2023
1512	LAUREL ANNE CARRIER FEILMEIER			BAY ST LOUIS	MS	22305000	312333	1,000.00	Annual Requisition for court appointed attorney	4/21/2023
4310	LAWSON PRODUCTS INC			CHICAGO	IL	22305767	312231	462.54	REFILL BULK BINS IN GARAGE SHOP FOR SW UNITS	4/14/2023
12885	LD SUPPLY LLC			ALBUQUERQUE	NM	22305218	1001342	620.65	FACILITY MAINTENANCE SUPPLIES FOR NMSRC	4/28/2023
4340	LEA COUNTY ELEC COOP. INC			LOVINGTON	NM	22300356	1001343	16,258.81	EST YRLY COST ELEC SERV DE WELLFLD TO LH 6/22-5/23	4/28/2023
10578	LEE WILSON & ASSOCIATES INC			SANTA FE	NM	22200532	312157	1,102.89	Water conservation analysis/report generation	4/6/2023
1280	LEVEL 3 FINANCING, INC	CENTURYLINK		BROOMFIELD	CO	22300621	312232	1,062.96	FY 2023 - Telephone Service	4/14/2023
1454	LEXISNEXIS RISK SOLUTIONS FL INC	LEXISNEXIS RISK SOLUTIONS		ALPHARETTA	GA	22303739	312233	210.00	FY 2023 - TRAX Subscription	4/14/2023
11185	LEXJET LLC			ATLANTA	GA	22304193	312158	370.00	phototex paper for plotter	4/6/2023
11185	LEXJET LLC			ATLANTA	GA	22304193	312429	370.00	phototex paper for plotter	4/28/2023
4359	LIFE ASSIST INC			RANCHO CORDOVA	CA	22304005	1001246	5,100.00	Replacement Tactical Vests for Ambulances	4/6/2023
4359	LIFE ASSIST INC			RANCHO CORDOVA	CA	22300098	1001308	213.60	Annual Purchases for EMS Supplies - FY 22-23	4/21/2023
4359	LIFE ASSIST INC			RANCHO CORDOVA	CA	22300098	1001344	1,340.01	Annual Purchases for EMS Supplies - FY 22-23	4/28/2023

City of Carlsbad  
Check Register  
April 2023

VENDOR	NAME	NAME2	DBA	CITY	STATE	P.O.	CHECK NO	INVOICE NET	INVOICE DESCRIPTION	CHECK DATE
4359	LIFE ASSIST INC			RANCHO CORDOVA	CA	22300098	1001344	793.20	Annual Purchases for EMS Supplies - FY 22-23	4/28/2023
3875	LN CURTIS & SONS			WALNUT CREEK	CA	22302010	312334	31,724.91	Firefighter turnout gear and boots	4/21/2023
4544	LOVINGTON DAILY LEADER			LOVINGTON	NM	22306214	312335	60.00	Annual Subscription for Lovington Leader	4/21/2023
11815	LOWE'S			ATLANTA	GA	22305744	312159	30.84	plumbing parts for respite	4/6/2023
11815	LOWE'S			ATLANTA	GA	22305820	312159	82.52	protector paper	4/6/2023
11815	LOWE'S			ATLANTA	GA	22305888	312159	61.74	Paint for Airport	4/6/2023
11815	LOWE'S			ATLANTA	GA	22305881	312159	114.80	WEED BURNER AND SHACKLES	4/6/2023
11815	LOWE'S			ATLANTA	GA	22305856	312159	131.41	Stock replacement mailboxes	4/6/2023
11815	LOWE'S			ATLANTA	GA	22302436	312159	134.26	BUILDING MAINTENANCE SUPPLIES FOR NMSRC	4/6/2023
11815	LOWE'S			ATLANTA	GA	22302436	312159	(71.55)	BUILDING MAINTENANCE SUPPLIES FOR NMSRC	4/6/2023
11815	LOWE'S			ATLANTA	GA	22302436	312159	(32.78)	BUILDING MAINTENANCE SUPPLIES FOR NMSRC	4/6/2023
11815	LOWE'S			ATLANTA	GA	22305988	312234	78.45	batteries, glue, tape, , & pads for various jobs	4/14/2023
11815	LOWE'S			ATLANTA	GA	22305809	312234	23.07	Padlock set for garage / welding shop	4/14/2023
11815	LOWE'S			ATLANTA	GA	22306046	312336	305.71	A/C COOLER START UP FOR SLWR BLDG	4/21/2023
11815	LOWE'S			ATLANTA	GA	22305891	312336	63.67	museum supplies	4/21/2023
11815	LOWE'S			ATLANTA	GA	22306013	312336	34.19	paint wand & rock bar for service crews	4/21/2023
11815	LOWE'S			ATLANTA	GA	22306047	312336	18.04	replace plant in warehouse planter	4/21/2023
11815	LOWE'S			ATLANTA	GA	22306114	312336	142.44	Lights for Terminal	4/21/2023
11815	LOWE'S			ATLANTA	GA	22306096	312430	64.95	primer/glue for various jobs see notes	4/28/2023
11815	LOWE'S			ATLANTA	GA	22306172	312430	45.11	cooler pump blower bldg	4/28/2023
11815	LOWE'S			ATLANTA	GA	22306096	312430	220.98	primer/glue for various jobs see notes	4/28/2023
11815	LOWE'S			ATLANTA	GA	22306003	312430	14.60	replace faucet lines @TeenRec/D Dillings	4/28/2023
11815	LOWE'S			ATLANTA	GA	22306207	312430	165.88	miscellaneous range items 5g buckets #954434	4/28/2023
11815	LOWE'S			ATLANTA	GA	22306219	312430	175.08	mail box	4/28/2023
11815	LOWE'S			ATLANTA	GA	22306096	312430	103.92	primer/glue for various jobs see notes	4/28/2023
11815	LOWE'S			ATLANTA	GA	22306290	312430	22.58	brushes for ProShop per C Cordova	4/28/2023
11815	LOWE'S			ATLANTA	GA	22306344	312430	107.18	Supplies needed for various jobs	4/28/2023
11815	LOWE'S			ATLANTA	GA	22306315	312430	11.74	paint valve box/R Myers	4/28/2023
4731	MAIL SERVICE CENTER	MYRENE GALLARDO		CARLSBAD	NM	22300043	312160	27.80	FY 2023 - Express Mail Srvc	4/6/2023
4731	MAIL SERVICE CENTER	MYRENE GALLARDO		CARLSBAD	NM	22300043	1001247	25.68	FY 2023 - Express Mail Srvc	4/6/2023
4731	MAIL SERVICE CENTER	MYRENE GALLARDO		CARLSBAD	NM	22300043	1001247	24.50	FY 2023 - Express Mail Srvc	4/6/2023
4731	MAIL SERVICE CENTER	MYRENE GALLARDO		CARLSBAD	NM	22300043	1001247	57.48	FY 2023 - Express Mail Srvc	4/6/2023
4731	MAIL SERVICE CENTER	MYRENE GALLARDO		CARLSBAD	NM	22300043	1001247	18.20	FY 2023 - Express Mail Srvc	4/6/2023
4731	MAIL SERVICE CENTER	MYRENE GALLARDO		CARLSBAD	NM	22300043	1001247	45.78	FY 2023 - Express Mail Srvc	4/6/2023
4731	MAIL SERVICE CENTER	MYRENE GALLARDO		CARLSBAD	NM	22305715	1001309	689.93	Postage for UCMR 5 Study	4/21/2023
346	MALLORY SAFETY & SUPPLY LLC			LONGVIEW	WA	22305956	312235	828.20	SWAT - Sport Ear Muffs	4/14/2023
346	MALLORY SAFETY & SUPPLY LLC			LONGVIEW	WA	22305976	312235	61.50	Unit Supplies	4/14/2023
346	MALLORY SAFETY & SUPPLY LLC			LONGVIEW	WA	22305976	312431	1,441.00	Unit Supplies	4/28/2023
346	MALLORY SAFETY & SUPPLY LLC			LONGVIEW	WA	22305976	312431	721.92	Unit Supplies	4/28/2023
487	MARIO ROCHA			CARLSBAD	NM	312337	312337	133.24	Travel to Santa Fe-PD	4/21/2023
1493	MARRS GRIEBEL LAW, LTD.			ALBUQUERQUE	NM	22306366	312432	16,330.05	Marrs Griebel Law, Ltd	4/28/2023
12649	MASEK ROCKY MTN GOLF CARS			ALBUQUERQUE	NM	22300955	312161	22,657.00	Beverage Cart for Pro Shop	4/6/2023
4779	MASTER LUBE INC			CARLSBAD	NM	22303502	312162	127.95	OIL CHANGES FOR WATER DEPT.	4/6/2023
4779	MASTER LUBE INC			CARLSBAD	NM	22303502	312162	72.20	OIL CHANGES FOR WATER DEPT.	4/6/2023
4779	MASTER LUBE INC			CARLSBAD	NM	22300060	312338	67.45	Annual PO = Transit oil chng/s	4/21/2023
4779	MASTER LUBE INC			CARLSBAD	NM	22300060	312338	67.45	Annual PO = Transit oil chng/s	4/21/2023

City of Carlsbad  
Check Register  
April 2023

VENDOR	NAME	NAME2	DBA	CITY	STATE	P.O.	CHECK NO	INVOICE NET	INVOICE DESCRIPTION	CHECK DATE
4779	MASTER LUBE INC			CARLSBAD	NM	22300060	312338	57.45	Annual PO = Transit oil chng/s	4/21/2023
4779	MASTER LUBE INC			CARLSBAD	NM	22303502	312433	76.95	OIL CHANGES FOR WATER DEPT.	4/28/2023
4759	MCCOYS LUMBER			CARLSBAD	NM	22305935	312163	94.96	Stock replacement mailboxes	4/6/2023
4759	MCCOYS LUMBER			CARLSBAD	NM	22305937	312236	116.97	evap cooler pumps for Golf Maint & PFA garage	4/14/2023
4759	MCCOYS LUMBER			CARLSBAD	NM	22306034	312339	77.98	replace cooler pumps in warehouse	4/21/2023
4759	MCCOYS LUMBER			CARLSBAD	NM	22306010	312434	23.74	replace black mail box/ I Able	4/28/2023
4759	MCCOYS LUMBER			CARLSBAD	NM	22306099	312434	38.99	replace pump on AC @Welding Shop	4/28/2023
1309	MEDICAL AIR SERVICES ASSOCIATION, INC			PLANTATION	FL		405689	1,688.00	B2BCOCARL PR#1	4/6/2023
1309	MEDICAL AIR SERVICES ASSOCIATION, INC			PLANTATION	FL		405732	1,674.00	BcCOCARL PR#2	4/21/2023
5249	MELLOY DODGE			ALBUQUERQUE	NM	22302700	312340	54,422.00	Ram 2500 Crewcab	4/21/2023
893	MH5500 LLC	BATTERIES PLUS 853		CARLSBAD	NM	22306097	312341	637.00	ENG-61- BATTERY(TH)F/D	4/21/2023
893	MH5500 LLC	BATTERIES PLUS 853		CARLSBAD	NM	22306054	312341	637.00	BATTERY - 409(TH)F/D	4/21/2023
893	MH5500 LLC	BATTERIES PLUS 853		CARLSBAD	NM	22306195	312341	23.97	UT-3 Batteries for winch controller	4/21/2023
4869	MIDWEST TAPE			CINCINNATI	OH	22300083	1001310	76.00	DVDs for adult circulating col	4/21/2023
1534	MIGHTY WASH			LUBBOCK	TX	22305394	312237	100.00	Maintenance on Executive Vehicle	4/14/2023
5218	MILLER ENGINEERS INC	DBA SOUDER, MILLER & ASSOCIATES		ALBUQUERQUE	NM	22205789	1001311	3,161.04	SD Reservoir design	4/21/2023
5218	MILLER ENGINEERS INC	DBA SOUDER, MILLER & ASSOCIATES		ALBUQUERQUE	NM	22205334	1001311	697.71	Airport PRV engineering work	4/21/2023
5218	MILLER ENGINEERS INC	DBA SOUDER, MILLER & ASSOCIATES		ALBUQUERQUE	NM	22205943	1001311	9,516.29	Engineering work for Res 2 waterline relocation	4/21/2023
5218	MILLER ENGINEERS INC	DBA SOUDER, MILLER & ASSOCIATES		ALBUQUERQUE	NM	22305524	1001311	4,666.40	ON CALL ENGINEERING	4/21/2023
5218	MILLER ENGINEERS INC	DBA SOUDER, MILLER & ASSOCIATES		ALBUQUERQUE	NM	22305187	1001345	15,405.01	Stevens Street Sewer Reroute	4/28/2023
4872	MINE SUPPLY	A DIVISION OF PURVIS IND.		DALLAS	TX	22305644	312238	192.80	MASTER LOCKS	4/14/2023
4872	MINE SUPPLY	A DIVISION OF PURVIS IND.		DALLAS	TX	22303794	312238	610.72	REPLACEMENT HOSES, ORINGS, FITTINGS FOR SW TRUCKS	4/14/2023
4872	MINE SUPPLY	A DIVISION OF PURVIS IND.		DALLAS	TX	22303794	312238	19.55	REPLACEMENT HOSES, ORINGS, FITTINGS FOR SW TRUCKS	4/14/2023
388	MISSION COMMUNICATIONS LLC			NORCROSS	GA	22300471	312239	1,042.20	EST YRLY 7/2 TO 6/23 WIRELESS MONITOR LIFT STATION	4/14/2023
388	MISSION COMMUNICATIONS LLC			NORCROSS	GA	22300173	312239	623.40	EST YRLY 7/22 TO 6/23 DE SCADA	4/14/2023
10246	MITCHELL & CRUSE	ARCHITECTURE, LLC		CARLSBAD	NM	22302719	29242	19,353.74	Mitch & Cruse On Call for Riverwalk Rec Ctr - HVAC	4/28/2023
10647	MOBILE SAFETY & CONSULT			CARLSBAD	NM	22306048	1001312	268.91	Drug Screen - After Hours Callout	4/21/2023
4905	MODRALL SPERLING, ROEHL	HARRIS & SISK, PA		ALBUQUERQUE	NM	22301251	312435	624.95	Annual Purchase Requisition for WR/SG	4/28/2023
9450	MOLZEN-CORBIN & ASSOC,INC			ALBUQUERQUE	NM	22302167	29239	8,988.44	Task Order 2021-A#4	4/21/2023
9450	MOLZEN-CORBIN & ASSOC,INC			ALBUQUERQUE	NM	22304803	312342	3,623.45	ON CALL ENGINEERING	4/21/2023
670	MONTGOMERY & ANDREWS, P.A.			SANTA FE	NM	22300542	1001248	4,874.06	ELEA Legislative Services	4/6/2023
4917	MORALES UPHOLSTERY	JESUS MORALES		CARLSBAD	NM	22305504	312240	1,506.25	reupholste driver seat & center console unit W1246	4/14/2023
4917	MORALES UPHOLSTERY	JESUS MORALES		CARLSBAD	NM	22305841	312343	409.94	Reupholster seat #14818	4/21/2023
4935	MORRISON SUPPLY			DALLAS	TX	22305958	312241	228.00	MINI SPLIT CABLE(TH)F/D FOR PFA	4/14/2023
4935	MORRISON SUPPLY			DALLAS	TX	22305908	312241	21.62	electrical parts	4/14/2023
4935	MORRISON SUPPLY			DALLAS	TX	22305934	312241	955.98	pipe for pickle ball courts	4/14/2023
4935	MORRISON SUPPLY			DALLAS	TX	22306203	312436	390.42	A/C MOTOR MCC	4/28/2023
4935	MORRISON SUPPLY			DALLAS	TX	22305904	312436	56.86	hvac filters	4/28/2023
4935	MORRISON SUPPLY			DALLAS	TX	22304786	312436	350.38	Bathroom Station 1 Repair	4/28/2023
5009	MORROW, REARDON, MILLER,	WILKINSON, LTD., CORP.		ALBUQUERQUE	NM	22305939	312437	15,947.00	HAP Phase 4 Design	4/28/2023
4949	MOTOROLA INC			CHICAGO	IL	22302011	29243	234.48	Motorola Radios - DOJ Grant	4/28/2023
4949	MOTOROLA INC			CHICAGO	IL	22306049	312344	1,089.10	Evidence Library Subscriptions	4/21/2023
4925	MSC INDUSTRIAL SUPPLY CO.			ST. LOUIS	MO	22305967	312438	1,040.45	RESTOCK SAWZALL BLADES	4/28/2023
1365	MT LIBRARY SERVICES INC	JUNIOR LIBRARY GUILD		PLAIN CITY	OH	22305652	312230	444.00	Audiobooks for Youth Circulation	4/14/2023
4862	MTD INC-THE KID	101.5 / 107.1 FM		LOVINGTON	NM	22305327	29233	174.28	Radio Ad Pkg for Riverblitz 2023	4/6/2023
4862	MTD INC-THE KID	101.5 / 107.1 FM		LOVINGTON	NM	22305327	29233	174.28	Radio Ad Pkg for Riverblitz 2023	4/6/2023

City of Carlsbad  
Check Register  
April 2023

VENDOR	NAME	NAME2	DBA	CITY	STATE	P.O.	CHECK NO	INVOICE NET	INVOICE DESCRIPTION	CHECK DATE
4862	MTD INC-THE KID	101.5 / 107.1 FM		LOVINGTON	NM	22305592	312242	193.05	radio ads	4/14/2023
4862	MTD INC-THE KID	101.5 / 107.1 FM		LOVINGTON	NM	22305593	312242	514.80	radio ads	4/14/2023
5424	MUNICIPAL EMERGENCY SRVC			SOUTHURY	CT	22305997	1001346	275.01	SCBA pack and bottle repairs for fire dept.	4/28/2023
5120	NASRO INC.			HOOVER	AL	22305971	312243	600.00	2023 Conference Registration - Baca, Florez	4/14/2023
5120	NASRO INC.			HOOVER	AL	22305971	312243	550.00	2023 Conference Registration - Baca, Florez	4/14/2023
13366	NATIONAL INDUSTRIAL & SAFETY SUPPLY LLC			OLYMPIA	WA	22305182	312345	897.00	Materials for Community Service	4/21/2023
13366	NATIONAL INDUSTRIAL & SAFETY SUPPLY LLC			OLYMPIA	WA	22305993	312439	1,197.00	headlamps & shovels for service crews	4/28/2023
1545	NATIONAL SPELEOLOGICAL SOCIETY			HUNTSVILLE	AL	22305710	312346	1,276.55	Items for Museum Store	4/21/2023
5376	NEUMARK IRRIGATION	SOLSBURY HILL LLC		ALBUQUERQUE	NM	22305850	312245	2,477.60	Valves for various parks	4/14/2023
5376	NEUMARK IRRIGATION	SOLSBURY HILL LLC		ALBUQUERQUE	NM	22306126	312347	1,097.17	Material needed for Various Parks	4/21/2023
5810	NEW MEXICO GAS CO. INC.			ALBUQUERQUE	NM	22300185	312164	128.10	Gas Service for All Stations July 22-June 23	4/6/2023
5810	NEW MEXICO GAS CO. INC.			ALBUQUERQUE	NM	22300317	312246	308.63	2022-2023 Annual Usage - Gas C	4/14/2023
5810	NEW MEXICO GAS CO. INC.			ALBUQUERQUE	NM	22300317	312348	1,065.73	2022-2023 Annual Usage - Gas C	4/21/2023
5810	NEW MEXICO GAS CO. INC.			ALBUQUERQUE	NM	22300403	312440	858.52	multiple accounts (9)	4/28/2023
5483	NEW MEXICO MAGAZINE			SANTA FE	NM	22305385	312165	3,186.65	Advertising with New Mexico Magazine 2023-2024	4/6/2023
5483	NEW MEXICO MAGAZINE			SANTA FE	NM	22300716	312165	3,255.50	New Mexico Magazine	4/6/2023
5483	NEW MEXICO MAGAZINE			SANTA FE	NM	22300716	312247	850.00	New Mexico Magazine	4/14/2023
5483	NEW MEXICO MAGAZINE			SANTA FE	NM	22305385	312349	1,292.00	Advertising with New Mexico Magazine 2023-2024	4/21/2023
5483	NEW MEXICO MAGAZINE			SANTA FE	NM	22300716	312441	850.00	New Mexico Magazine	4/28/2023
12419	NICHE ACADEMY LLC			LEHI	UT	22305913	312248	47.00	NicheCon registration	4/14/2023
5551	NICHOLS PRINTING, INC.			CARLSBAD	NM	22305928	312350	927.00	Red Tags	4/21/2023
5452	NM AIRPORT MANAGERS ASSOC			SANTA FE	NM	22302938	312249	75.00	NMAMA Membership 28860	4/14/2023
8953	NM CHILD SUPPORT	ENFORCEMENT DIVISION		ALBUQUERQUE	NM	405690	167.19	201311		4/6/2023
8953	NM CHILD SUPPORT	ENFORCEMENT DIVISION		ALBUQUERQUE	NM	405690	204.46	395691		4/6/2023
8953	NM CHILD SUPPORT	ENFORCEMENT DIVISION		ALBUQUERQUE	NM	405690	44.77	256156		4/6/2023
8953	NM CHILD SUPPORT	ENFORCEMENT DIVISION		ALBUQUERQUE	NM	405690	276.92	268617		4/6/2023
8953	NM CHILD SUPPORT	ENFORCEMENT DIVISION		ALBUQUERQUE	NM	405690	448.15	460530		4/6/2023
8953	NM CHILD SUPPORT	ENFORCEMENT DIVISION		ALBUQUERQUE	NM	405690	297.23	421456		4/6/2023
8953	NM CHILD SUPPORT	ENFORCEMENT DIVISION		ALBUQUERQUE	NM	405690	120.00	262914		4/6/2023
8953	NM CHILD SUPPORT	ENFORCEMENT DIVISION		ALBUQUERQUE	NM	405733	167.19	201311		4/21/2023
8953	NM CHILD SUPPORT	ENFORCEMENT DIVISION		ALBUQUERQUE	NM	405733	204.46	395691		4/21/2023
8953	NM CHILD SUPPORT	ENFORCEMENT DIVISION		ALBUQUERQUE	NM	405733	44.77	256156		4/21/2023
8953	NM CHILD SUPPORT	ENFORCEMENT DIVISION		ALBUQUERQUE	NM	405733	276.92	268617		4/21/2023
8953	NM CHILD SUPPORT	ENFORCEMENT DIVISION		ALBUQUERQUE	NM	405733	448.15	460530		4/21/2023
8953	NM CHILD SUPPORT	ENFORCEMENT DIVISION		ALBUQUERQUE	NM	405733	297.23	421456		4/21/2023
8953	NM CHILD SUPPORT	ENFORCEMENT DIVISION		ALBUQUERQUE	NM	405733	120.00	262914		4/21/2023
8953	NM CHILD SUPPORT	ENFORCEMENT DIVISION		ALBUQUERQUE	NM	405733	115.38	374496		4/21/2023
5536	NM ONE CALL SYSTEMS INC		DBA NEW MEXICO 811	ALBUQUERQUE	NM	22300286	312351	2,264.00	EST YEARLY ONE CALL SYSTEM 7-2022 TO 6-2023	4/21/2023
5502	NM RECYCLING COALITION			SANTA FE	NM	22305954	312250	200.00	anual dues for recycling coalition	4/14/2023
8955	NM RETIREE HEALTH CARE			DALLAS	TX	405691	35,688.91		RHCA PR#1	4/6/2023
8955	NM RETIREE HEALTH CARE			DALLAS	TX	405734	35,415.76		RHCA	4/21/2023
5584	NM SELF INSURERS FUND	FUND HEADQUARTERS		SANTA FE	NM	22306166	312352	58,214.73	Reimbursement of Liability Plan Deductible	4/21/2023
5511	NMRPA			LOS ALAMOS	NM	22305925	312251	300.00	NMRPA MEMBERSHIP RENEWAL	4/14/2023
5546	NOAH'S ARK, INC.			CARLSBAD	NM	22300240	312443	23,224.11	FY 2023 - Animal Shelter Maint.	4/28/2023
13398	NORTHERN TOOL & EQUIPMENT	CATALOG HOLDINGS INC		BURNSVILLE	MN	22305944	312444	2,188.00	Tool needed for Tatum job	4/28/2023
13138	NUTRIEN AG SOLUTIONS			WALL LAKE	IA	22305895	312166	2,160.00	Needed for various parks	4/6/2023



City of Carlsbad  
Check Register  
April 2023

VENDOR	NAME	NAME2	DBA	CITY	STATE	P.O.	CHECK NO	INVOICE NET	INVOICE DESCRIPTION	CHECK DATE
13138	NUTRIEN AG SOLUTIONS			WALL LAKE	IA	22305452	312252	1,869.30	Chemicals for the Sports Complex	4/14/2023
13138	NUTRIEN AG SOLUTIONS			WALL LAKE	IA	22305577	312253	1,727.70	Chemicals for Airport	4/14/2023
11090	ODESSA AMERICAN	AIM MEDIA TEXAS OPERATING		MCALLEN	TX	22300832	312254	179.00	Newcomers Guide ADs	4/14/2023
5639	OFFICE DEPOT INC.			DALLAS	TX	22305851	312255	226.28	Office material needed for Public Works office	4/14/2023
5639	OFFICE DEPOT INC.			DALLAS	TX	22305851	312255	37.49	Office material needed for Public Works office	4/14/2023
5639	OFFICE DEPOT INC.			DALLAS	TX	22305777	312255	750.06	OFFICE SUPPLIES FOR THE SOLID WASTE DEPT	4/14/2023
5639	OFFICE DEPOT INC.			DALLAS	TX	22305777	312255	499.56	OFFICE SUPPLIES FOR THE SOLID WASTE DEPT	4/14/2023
5639	OFFICE DEPOT INC.			DALLAS	TX	22305777	312255	97.74	OFFICE SUPPLIES FOR THE SOLID WASTE DEPT	4/14/2023
5639	OFFICE DEPOT INC.			DALLAS	TX	22305851	312255	41.78	Office material needed for Public Works office	4/14/2023
5639	OFFICE DEPOT INC.			DALLAS	TX	22306037	312353	181.24	Office Supplies needed for Public Works	4/21/2023
5639	OFFICE DEPOT INC.			DALLAS	TX	22306009	312353	224.95	OFFICE SUPPLIES	4/21/2023
5639	OFFICE DEPOT INC.			DALLAS	TX	22306093	312445	109.50	OFFICE SUPPLIES FOR CD DEPARTMENTS	4/28/2023
5639	OFFICE DEPOT INC.			DALLAS	TX	22306093	312445	455.56	OFFICE SUPPLIES FOR CD DEPARTMENTS	4/28/2023
5639	OFFICE DEPOT INC.			DALLAS	TX	22306212	312445	116.89	Office Supplies	4/28/2023
5639	OFFICE DEPOT INC.			DALLAS	TX	22306212	312445	24.99	Office Supplies	4/28/2023
9999	ONE TIME						312167	50.00	Deposit Refund	4/6/2023
9999	ONE TIME						312168	50.00	Deposit Refund	4/6/2023
9999	ONE TIME						312169	1,309.47	Damage to vehicle	4/6/2023
9999	ONE TIME						312170	100.00	Deposit Refund for RRC Rental	4/6/2023
9999	ONE TIME						312171	50.00	Deposit Refund RRC Rental	4/6/2023
9999	ONE TIME						312172	50.00	Deposit Refund for RRC Rental	4/6/2023
9999	ONE TIME						312173	50.00	Deposit Refund RRC Rental	4/6/2023
9999	ONE TIME						312354	500.00	Cancelled Event Refund	4/21/2023
9999	ONE TIME						312355	219.97	Damage to Vehicle	4/21/2023
9999	ONE TIME						312356	500.00	Deposit Refund-WGCC	4/21/2023
9999	ONE TIME						312357	100.00	Reimb for fall 1106 W Church	4/21/2023
9999	ONE TIME						312446	3,670.71	Refund for overpayment of Lodgers Tax-February	4/28/2023
249	ORIGINAL WATERMEN			VISTA	CA	22305999	312447	1,197.43	Guard Bikini Top	4/28/2023
3017	ORLANDO GARZA	GUADALUPE PEST CONTROL		CARLSBAD	NM	22300543	312174	34,852.87	Groundskeeping & Open/Close graves 7/2022 -- 6/202	4/6/2023
16080	OTIS WATER USERS CO-OP			CARLSBAD	NM	22301126	312448	94.69	Water services for Sunset July, 2022 thru June 202	4/28/2023
1404	PAR WEST TURF SERVICES, INC			HUNTINGTON BEACH	CA	22305797	312175	2,517.22	shole holecutter	4/6/2023
857	PARKER JOHNSON			CARLSBAD	NM	312358	312358	134.49	Domestic Violence Instructor Training Santa Fe, NM	4/21/2023
5729	PECOS VALLEY BROADCASTING CORP			ARTESIA	NM	22304919	312449	750.00	Ad promotion for God of the Rind	4/28/2023
6924	PERFECT DESIGNS, LLC	TIFFANY SHIRLEY		CARLSBAD	NM	22305602	312450	1,640.00	Banners Advertising	4/28/2023
5889	PETERSON'S WATER TREATMENT LLC			ALBUQUERQUE	NM	22300101	312176	720.39	FY23 Water Treatment for Various City Buildings	4/6/2023
5882	PETES EQUIPMENT REPAIR, INC			ALBUQUERQUE	NM	22305973	1001313	855.95	HOSE ASSY FOR ST SWEEPER #15298	4/21/2023
68	PETSENSE			CARLSBAD	NM	22305992	312256	779.88	Dog Food	4/14/2023
1193	PICKLEBALL HOLDINGS LLC	PICKLEBALL CENTRAL		KENT	WA	22300900	312451	445.42	PICKLEBALL EQUIPMENT FOR NMSRC	4/28/2023
11872	PICO PROPANE AND FUELS			CARLSBAD	NM	22305719	312177	738.00	Propane & Diesel	4/6/2023
11872	PICO PROPANE AND FUELS			CARLSBAD	NM	22305719	312177	1,360.00	Propane & Diesel	4/6/2023
6541	PILOT THOMAS LOGISTICS, LLC			DALLAS	TX	22305597	312359	1,238.11	dyed diesel for golf course equipment	4/21/2023
5950	PLAINS WELDING SUPPLY,INC			CARLSBAD	NM	22303281	1001249	17.85	Monthly Nitrogen Bottle Rental Fee	4/6/2023
5950	PLAINS WELDING SUPPLY,INC			CARLSBAD	NM	22305437	1001279	684.71	SUPPLIES NEEDED FOR WELDING SHOP	4/14/2023
5950	PLAINS WELDING SUPPLY,INC			CARLSBAD	NM	22304018	1001279	30.00	costs to refill nitrogen tank per R Lopez2	4/14/2023
5950	PLAINS WELDING SUPPLY,INC			CARLSBAD	NM	22306127	1001314	113.20	Crack inspections on trucks	4/21/2023
5950	PLAINS WELDING SUPPLY,INC			CARLSBAD	NM	22300595	1001314	63.00	Oxygen Delivery July 22-June 23	4/21/2023

City of Carlsbad  
Check Register  
April 2023

VENDOR	NAME	NAME2	DBA	CITY	STATE	P.O.	CHECK NO	INVOICE NET	INVOICE DESCRIPTION	CHECK DATE
5950	PLAINS WELDING SUPPLY,INC			CARLSBAD	NM	22300595	1001314	87.00	Oxygen Delivery July 22-June 23	4/21/2023
5950	PLAINS WELDING SUPPLY,INC			CARLSBAD	NM	22300595	1001314	87.00	Oxygen Delivery July 22-June 23	4/21/2023
5960	PLATEAU WIRELESS INC.			CLOVIS	NM	22304971	312360	1,359.25	account#3246890	4/21/2023
6007	POLYDYNE INC			ATLANTA	GA	22305530	312178	3,510.00	Polymer Fan Press	4/6/2023
6007	POLYDYNE INC			ATLANTA	GA	22305530	312257	3,510.00	Polymer Fan Press	4/14/2023
6007	POLYDYNE INC			ATLANTA	GA	22305826	312361	7,020.00	polymer for belt press	4/21/2023
5972	POSTAL PROS, INC			CALDWELL	ID	22300545	312179	9,229.77	Printing and Mailing Utility Bills FY 22/23	4/6/2023
8964	PROVIDENT LIFE & ACCIDENT	INSURANCE CO. (UNUM)		ALTANTA	GA		405692	102.16	BCN E0228148	4/6/2023
8964	PROVIDENT LIFE & ACCIDENT	INSURANCE CO. (UNUM)		ALTANTA	GA		405735	102.16	BCN E0228148	4/21/2023
6097	PVT			ARTESIA	NM	22300242	312258	403.29	annual security system contract 2022-23	4/14/2023
6097	PVT			ARTESIA	NM	22300623	312258	1,130.45	PVT - Annual Requisition	4/14/2023
6097	PVT			ARTESIA	NM	22300243	312258	478.74	FY23 Phone Service for Avalon Ranch	4/14/2023
6097	PVT			ARTESIA	NM	22300997	312258	136.91	INTERNET SERVICE FOR CANAL ST INER-CONNECT	4/14/2023
6097	PVT			ARTESIA	NM	22300041	312258	89.99	Annual Internet for Veterans Park	4/14/2023
6097	PVT			ARTESIA	NM	22300335	312258	45.12	PHONE SRV FOR LH SHOP EST YRLY	4/14/2023
6164	QUEST DIAGNOSTICS	CLINICAL LABORATORIES,INC		ATLANTA	GA	22305725	312181	1,052.10	Post Accident Drug Screens	4/6/2023
6168	QUILL OFFICE PRODUCTS	STAPLES INC		FRAMINGHAM	MA	22305793	312182	64.99	Supplies for Airport	4/6/2023
6168	QUILL OFFICE PRODUCTS	STAPLES INC		FRAMINGHAM	MA	22305793	312182	230.45	Supplies for Airport	4/6/2023
6168	QUILL OFFICE PRODUCTS	STAPLES INC		FRAMINGHAM	MA	22300878	312182	70.80	OFFICE SUPPLIES	4/6/2023
6168	QUILL OFFICE PRODUCTS	STAPLES INC		FRAMINGHAM	MA	22305741	312260	30.36	Office Supplies	4/14/2023
12797	RED ROCKET MEDIA LLC			LAS VEGAS	NV	22300272	312261	430.59	Social Media Marketing for Various City Depts	4/14/2023
12797	RED ROCKET MEDIA LLC			LAS VEGAS	NV	22300273	312261	2,500.00	FY23 Social Media Advertising	4/14/2023
12797	RED ROCKET MEDIA LLC			LAS VEGAS	NV	22300273	312453	2,500.00	FY23 Social Media Advertising	4/28/2023
12204	RELIANCE STANDARD	LIFE INSURANCE		CAROL STREAM	IL		405736	13,219.80	Life & Disability	4/21/2023
1029	REPUBLIC NATIONAL DISTRIBUTING CO			ALBUQUERQUE	NM	22306039	312363	1,235.52	Alcohol for Pro Shop	4/21/2023
525	RETAILER SOLUTIONS CO LLC		CEILING OUTFITTERS	CARROLLTON	TX	22300675	312134	393.11	CEILING MOUNTING HARDWARE FOR	4/6/2023
525	RETAILER SOLUTIONS CO LLC		CEILING OUTFITTERS	CARROLLTON	TX	22305938	1001270	66.37	Ceiling Magnets for Auditorium	4/14/2023
2472	RICH FORD			ALBUQUERQUE	NM	22305157	1001280	819.22	A/C COMP, DRYER,COND, RELAY & KIT SW #15180	4/14/2023
2472	RICH FORD			ALBUQUERQUE	NM	22305262	1001280	856.43	BRAKE PARTS, SHOCKS, & HARDWARE FOR PARKS #13225	4/14/2023
2472	RICH FORD			ALBUQUERQUE	NM	22305561	1001280	81.05	EXPANSION VALVE FOR SW #15180	4/14/2023
2472	RICH FORD			ALBUQUERQUE	NM	22305556	1001280	415.02	HOSES & THERMOSTAT FOR GOLF #11173	4/14/2023
2472	RICH FORD			ALBUQUERQUE	NM	22304742	1001280	(35.00)	#35 starter	4/14/2023
2472	RICH FORD			ALBUQUERQUE	NM	22305126	1001280	803.35	SHOCKS & TIE RODS FOR CS #14161	4/14/2023
2472	RICH FORD			ALBUQUERQUE	NM	22305974	1001280	484.54	#45 Hazard switch assembly	4/14/2023
820	RICHARD G FLEMING		LAWN RANGERS OF CARLSBAD NM LLC	CARLSBAD	NM	22303695	1001245	125.00	landscape maintenance orchard In	4/6/2023
12573	ROADRUNNER TOOLS LLC	BARRY PEARSON		LAKE ARTHUR	NM	22305910	1001347	640.00	A/C leak detector for garage dept.	4/28/2023
6348	ROBERTS TRUCK CENTER OF	NEW MEXICO, LLC.		ALBUQUERQUE	NM	22304055	312262	1,326.10	POWER STEERING PUMP SW #15394	4/14/2023
1002	ROGER CLEVELAND GOLF CO. INC.		CLEVELAND GOLF/SRIXON	HUNTINGTON BEACH	CA	22305832	312183	883.80	Pro Shop Merchandise	4/6/2023
1002	ROGER CLEVELAND GOLF CO. INC.		CLEVELAND GOLF/SRIXON	HUNTINGTON BEACH	CA	22304728	312263	915.00	Custom Order for Customer (Sold Merchandise)	4/14/2023
1002	ROGER CLEVELAND GOLF CO. INC.		CLEVELAND GOLF/SRIXON	HUNTINGTON BEACH	CA	22304729	312263	354.00	Limited Edition Golf Bags	4/14/2023
1002	ROGER CLEVELAND GOLF CO. INC.		CLEVELAND GOLF/SRIXON	HUNTINGTON BEACH	CA	22305832	312364	940.89	Pro Shop Merchandise	4/21/2023
1002	ROGER CLEVELAND GOLF CO. INC.		CLEVELAND GOLF/SRIXON	HUNTINGTON BEACH	CA	22303267	312454	1,587.22	Cleveland/Srixon Pre-Book	4/28/2023
246	ROLFSON OIL LLC			GRAPEVINE	TX	22305768	1001281	1,326.65	5W-20 NEEDED FOR VARIOUS DEPT	4/14/2023
246	ROLFSON OIL LLC			GRAPEVINE	TX	22305898	1001281	2,256.70	DEF NEEDED FOR SW UNITS	4/14/2023
246	ROLFSON OIL LLC			GRAPEVINE	TX	22306074	1001348	2,025.40	HYD 46 NEEDED FOR SW UNITS	4/28/2023
6510	RUSH TRUCK CENTERS		INTERSTATE BILLING SERVICE	DECATUR	AL	22305726	312264	605.36	Brake parts for DE14135 dump truck	4/14/2023

City of Carlsbad  
Check Register  
April 2023

VENDOR	NAME	NAME2	DBA	CITY	STATE	P.O.	CHECK NO	INVOICE NET	INVOICE DESCRIPTION	CHECK DATE
6510	RUSH TRUCK CENTERS		INTERSTATE BILLING SERVICE	DECATUR	AL	22305697	312264	3,945.50	FUEL PUMP FOR SW #332 (WARRANTY) SOLE SOURCE	4/14/2023
6510	RUSH TRUCK CENTERS		INTERSTATE BILLING SERVICE	DECATUR	AL	22305785	312264	137.64	HOSE ASSY & FITTING FOR W #14094	4/14/2023
6510	RUSH TRUCK CENTERS		INTERSTATE BILLING SERVICE	DECATUR	AL	22305824	312264	2,187.03	RADIATOR NEEDED FOR WATER 14116	4/14/2023
6510	RUSH TRUCK CENTERS		INTERSTATE BILLING SERVICE	DECATUR	AL	22305695	312264	272.59	INJECTORS & SEALS FOR SW #789 SOLE SOURCE	4/14/2023
6510	RUSH TRUCK CENTERS		INTERSTATE BILLING SERVICE	DECATUR	AL	22305374	312264	1,174.21	PASSENGER STEPS FOR SW #905	4/14/2023
6510	RUSH TRUCK CENTERS		INTERSTATE BILLING SERVICE	DECATUR	AL	22305272	312264	370.00	DEF HOSE FOR SW #12782	4/14/2023
6510	RUSH TRUCK CENTERS		INTERSTATE BILLING SERVICE	DECATUR	AL	22305702	312264	420.00	TURN SIGNAL SWITCH FOR SW #333 & #332	4/14/2023
6510	RUSH TRUCK CENTERS		INTERSTATE BILLING SERVICE	DECATUR	AL	22305228	312366	87.93	BELT FOR W #14116	4/21/2023
6510	RUSH TRUCK CENTERS		INTERSTATE BILLING SERVICE	DECATUR	AL	22305901	312455	1,471.44	FILTERS NEEDED FOR VARIOUS DEPT	4/28/2023
1496	RYAN BLUE			CARLSBAD	NM		312367	20.00	Intermediate Fire Class Roswell NM	4/21/2023
1496	RYAN BLUE			CARLSBAD	NM		312456	20.00	Intermediate Class @ ENMU-R	4/28/2023
1516	RYAN KINNIN			CARLSBAD	NM		312368	277.60	Investigative Training Albuquerque NM	4/21/2023
946	SAMBA HOLDINGS INC			PASADENA	CA	22300457	1001282	26.88	Driving Motor Vehicle Reports	4/14/2023
1522	SAMSARA INC			SAN FRANCISCO	CA	22305531	312265	39,970.40	CAMERAS AND GPS FOR SOLID WASTE VEHICLES	4/14/2023
6642	SAN BAR CONSTRUCTION CORP			ALBUQUERQUE	NM	22305232	1001283	2,653.50	Materials for sign shop	4/14/2023
9427	SCOTT MAXWELL			CARLSBAD	NM		312369	895.19	Wildland Deployment, Animas NM	4/21/2023
9427	SCOTT MAXWELL			CARLSBAD	NM		312369	20.00	Pick up vehicle in Albuquerque NM	4/21/2023
9427	SCOTT MAXWELL			CARLSBAD	NM		312369	759.70	Reimbursement for Rooms & meals for Micah Roberts	4/21/2023
11469	SERGIO MALDONADO			ARTESIA	NM		312370	20.00	Teach Survival Spanish@SEN Law Enf Academy	4/21/2023
1198	SERINA NELSON			CARLSBAD	NM		312371	115.32	Law Enforcement Training Lubbock, TX	4/21/2023
12084	SHALOM TRAILERS, INC			CARLSBAD	NM	22305885	1001250	422.37	trailer hitch for Ramon's truck	4/6/2023
6739	SHARNET CORP.			HOBBS	NM	22200694	312184	245.38	Troubleshoot Computer Problems	4/6/2023
1177	SHARON D WRIGHT			CARLSBAD	NM	22304508	312372	432.00	Adult Card Class	4/21/2023
6742	SHARP ELECTRONICS CORP	SHARP LEASING USA COMPANY		MONTVALE	NJ	22300357	312373	3,907.71	Sharp Copiers - Annual Requisition.	4/21/2023
6760	SHERWIN-WILLIAMS			CARLSBAD	NM	22306103	312374	210.36	Paint needed for the Hall of Fame Museum	4/21/2023
6760	SHERWIN-WILLIAMS			CARLSBAD	NM	22306210	312457	180.11	Paint needed for the Splash pad	4/28/2023
234	SHORT'S WRECKER SERVICES LLC			CARLSBAD	NM	22300339	312185	162.89	FY 2023 - Towing	4/6/2023
234	SHORT'S WRECKER SERVICES LLC			CARLSBAD	NM	22300339	312185	129.02	FY 2023 - Towing	4/6/2023
5252	SIDDONS-MARTIN EMERGENCY GROUP			DALLAS	TX	22305471	312186	703.77	E-7 Turbo and ABS Sensor	4/6/2023
5252	SIDDONS-MARTIN EMERGENCY GROUP			DALLAS	TX	22305380	312186	236.04	ENG-3 LIGHTS(THJF/D	4/6/2023
5252	SIDDONS-MARTIN EMERGENCY GROUP			DALLAS	TX	22303858	312266	(574.36)	L-2 REAR SPRING	4/14/2023
5252	SIDDONS-MARTIN EMERGENCY GROUP			DALLAS	TX	22304999	312266	1,591.22	E-3 CAB LIFT CYLINDER	4/14/2023
5252	SIDDONS-MARTIN EMERGENCY GROUP			DALLAS	TX	22305532	312266	13,453.90	L-2 CABLE REPLACEMENT	4/14/2023
5252	SIDDONS-MARTIN EMERGENCY GROUP			DALLAS	TX	22305776	312458	1,810.25	Ladder 2 RCN valve replacement	4/28/2023
5252	SIDDONS-MARTIN EMERGENCY GROUP			DALLAS	TX	22300674	312459	716,615.04	Pierce-Custom Saber FR Pumper	4/28/2023
1174	SIGNAGE SERVICES LLC			CANTON	MI	22300207	312460	3,588.00	software license for digital	4/28/2023
6696	SITES SOUTHWEST LTD., CO			ALBUQUERQUE	NM	22304752	312267	12,363.90	PROFESSIONAL AGREEMENT SITES SOUTHWEST	4/14/2023
6873	SMITH ENGINEERING INC.			ROSWELL	NM	22207192	29234	1,344.01	Design of repairs of San Jose Low Water Crosssing	4/6/2023
6873	SMITH ENGINEERING INC.			ROSWELL	NM	22303218	29234	4,092.92	Engineering Services	4/6/2023
6873	SMITH ENGINEERING INC.			ROSWELL	NM	22302017	29234	2,688.02	Design Work for Captain Williams Ln Ext./CID Bridg	4/6/2023
6873	SMITH ENGINEERING INC.			ROSWELL	NM	22305343	1001251	1,505.29	Corner Staking For Driving Range Project	4/6/2023
1558	SONDER CRANE & INDUSTRIAL LLC			ALBUQUERQUE	NM	22305899	312268	2,407.65	EST COST FOR CRANE INSPECTION WWTP	4/14/2023
997	SOUTHERN GLAZER'S WINE & SPIRITS		SOUTHERN GLAZER'S WINE & SPIRITS OF NM	ALBUQUERQUE	NM	22306028	312375	2,259.80	Alcohol for Pro Shop	4/21/2023
60	SOUTHWEST ENVIRONMENTAL LLC			CARLSBAD	NM	22305829	1001252	1,612.81	Removal of vehicle cab and bed	4/6/2023
7088	SOUTHWEST LP GAS CO			CARLSBAD	NM	22300490	1001284	(40.00)	EST COST TO REFILL PROPANE FOR	4/14/2023
7088	SOUTHWEST LP GAS CO			CARLSBAD	NM	22300490	1001284	80.78	EST COST TO REFILL PROPANE FOR	4/14/2023

City of Carlsbad  
Check Register  
April 2023

VENDOR	NAME	NAME2	DBA	CITY	STATE	P.O.	CHECK NO	INVOICE NET	INVOICE DESCRIPTION	CHECK DATE
7093	SOUTHWEST PHARMACY	AND ADVANCED MEDICATIONS		CARLSBAD	NM	22204611	312187	98.00	Hep A & B shots for 2 transit employees	4/6/2023
7093	SOUTHWEST PHARMACY	AND ADVANCED MEDICATIONS		CARLSBAD	NM	22300102	312269	1,382.83	Annual Purchases for EMS Medications - FY 22-23	4/14/2023
11429	SOUTHWEST TRAINING CONSULTANTS LLC			ALGODONES	NM	22305571	312270	1,200.00	DV Instructor Training	4/14/2023
7082	SOUTHWESTERN EQUIPMENT CO			JUSTIN	TX	22305355	1001315	4,637.67	STRUCTURE, HARDWARE & ELEMENT FOR SW UNITS SOLE SO	4/21/2023
7145	SPARKS OFFICE SUPPLY, INC			CARLSBAD	NM	22300331	312188	15.35	Sparks Copier 2022-2023 Year1	4/6/2023
7145	SPARKS OFFICE SUPPLY, INC			CARLSBAD	NM	22300780	312188	54.63	2022-2023 FY Annual Copier Usage	4/6/2023
7145	SPARKS OFFICE SUPPLY, INC			CARLSBAD	NM	22300331	312188	4,917.21	Sparks Copier 2022-2023 Year1	4/6/2023
7145	SPARKS OFFICE SUPPLY, INC			CARLSBAD	NM	22305836	312271	450.32	Office Supplies	4/14/2023
7145	SPARKS OFFICE SUPPLY, INC			CARLSBAD	NM	22305887	312271	48.32	Office Supplies	4/14/2023
7145	SPARKS OFFICE SUPPLY, INC			CARLSBAD	NM	22305887	312271	152.02	Office Supplies	4/14/2023
7145	SPARKS OFFICE SUPPLY, INC			CARLSBAD	NM	22305572	312376	17.00	ink for printers	4/21/2023
7145	SPARKS OFFICE SUPPLY, INC			CARLSBAD	NM	22306161	312376	789.99	OFFICE CHAIR FOR EXC. SECRETARY IN PW	4/21/2023
7145	SPARKS OFFICE SUPPLY, INC			CARLSBAD	NM	22305833	312461	83.48	supplies	4/28/2023
7145	SPARKS OFFICE SUPPLY, INC			CARLSBAD	NM	22305833	312461	25.40	supplies	4/28/2023
7145	SPARKS OFFICE SUPPLY, INC			CARLSBAD	NM	22305833	312461	114.55	supplies	4/28/2023
7162	SPECIALTY COMMUNICATIONS			ALBUQUERQUE	NM	22305784	1001228	1,234.50	handheld 2 way radio	4/6/2023
7162	SPECIALTY COMMUNICATIONS			ALBUQUERQUE	NM	22305264	1001321	211.02	Cable and Speaker Mic. for Construction Dept.	4/28/2023
7168	SPRINGTIME CLEANING SVCS	SEPSCO, INC.		CARLSBAD	NM	22300682	1001285	107.52	Annual PO for Cleaning Svcs Springtime 7/22-6/23	4/14/2023
7168	SPRINGTIME CLEANING SVCS	SEPSCO, INC.		CARLSBAD	NM	22303796	1001285	537.60	Building cleaning services	4/14/2023
7168	SPRINGTIME CLEANING SVCS	SEPSCO, INC.		CARLSBAD	NM	22300247	1001285	158.59	Annual Cleaning Services	4/14/2023
13370	STATE DISBURSEMENT UNIT			CAROL STREAM	IL		405693	204.22	1711100/08FA000115	4/6/2023
13370	STATE DISBURSEMENT UNIT			CAROL STREAM	IL		405737	204.22	1711100/08FA000115	4/21/2023
10184	STELLAR INC			CARLSBAD	NM	22305247	1001316	44,121.48	Fiber Optic Damage FD1	4/21/2023
12969	STEPHEN MUNROE			CARLSBAD	NM		312377	507.00	PD Motorcycle Skills Training, Tucson AZ	4/21/2023
7220	STERICYCLE, INC.			CAROL STREAM	IL	22300054	312189	174.86	Annual Medical Waste Disposal	4/6/2023
7229	STONYS PAINT & BODY	STONY WAYNE JENNINGS		CARLSBAD	NM	22306008	312272	400.13	Unit 2207 Decal Install	4/14/2023
7229	STONYS PAINT & BODY	STONY WAYNE JENNINGS		CARLSBAD	NM	22303806	312462	734.18	unit decals x2 1410, 1411	4/28/2023
1015	SUN COUNTRY AMATEUR GOLF ASSOC			RIO RANCHO	NM	22300727	312378	180.00	Annual handicaps for golfers	4/21/2023
1015	SUN COUNTRY AMATEUR GOLF ASSOC			RIO RANCHO	NM	22300727	312463	1,260.00	Annual handicaps for golfers	4/28/2023
1481	SUPER VACUUM MANUFACTURING CO, INC			FORT COLLINS	CO	22305029	312273	211.92	Unit 2209 Decals	4/14/2023
1481	SUPER VACUUM MANUFACTURING CO, INC			FORT COLLINS	CO	22305863	312379	595.54	Unit 2304 - Graphics	4/21/2023
11267	TADDY HEALTHCARE SVCS LLC	NEW ERA PHYSICAL THERAPY		CARLSBAD	NM	22305712	312380	175.50	Immunizations for Cristian Rodriguez	4/21/2023
11267	TADDY HEALTHCARE SVCS LLC	NEW ERA PHYSICAL THERAPY		CARLSBAD	NM	22301918	312380	90.32	Immunizations for Cristian Rodriguez	4/21/2023
7135	TATE BRANCH	THIRTEEN TWENTY LLC		CARLSBAD	NM	22305868	312191	291.20	1906 Eapor canister	4/6/2023
7135	TATE BRANCH	THIRTEEN TWENTY LLC		CARLSBAD	NM	22305906	312191	1,118.32	1904- FAN MOTOR(TH)	4/6/2023
7135	TATE BRANCH	THIRTEEN TWENTY LLC		CARLSBAD	NM	22305626	312381	125.23	Charger Brake Pads	4/21/2023
7135	TATE BRANCH	THIRTEEN TWENTY LLC		CARLSBAD	NM	22305097	312381	1,866.94	1904- AXLE(TH)P/D	4/21/2023
7135	TATE BRANCH	THIRTEEN TWENTY LLC		CARLSBAD	NM	22303962	312381	316.26	1702- MOTOR MOUNT(TH)P/D	4/21/2023
813	TAYLOR MADE GOLF COMPANY			CARLSBAD	CA	22302926	312192	242.64	Taylor Made Pre-Book	4/6/2023
813	TAYLOR MADE GOLF COMPANY			CARLSBAD	CA	22302926	312192	2,787.00	Taylor Made Pre-Book	4/6/2023
813	TAYLOR MADE GOLF COMPANY			CARLSBAD	CA	22302926	312382	611.22	Taylor Made Pre-Book	4/21/2023
813	TAYLOR MADE GOLF COMPANY			CARLSBAD	CA	22302926	312382	258.51	Taylor Made Pre-Book	4/21/2023
813	TAYLOR MADE GOLF COMPANY			CARLSBAD	CA	22302926	312382	15,067.93	Taylor Made Pre-Book	4/21/2023
813	TAYLOR MADE GOLF COMPANY			CARLSBAD	CA	22302926	312382	1,921.20	Taylor Made Pre-Book	4/21/2023
813	TAYLOR MADE GOLF COMPANY			CARLSBAD	CA	22302926	312464	906.00	Taylor Made Pre-Book	4/28/2023
813	TAYLOR MADE GOLF COMPANY			CARLSBAD	CA	22303447	312464	3,375.00	Range Balls	4/28/2023

City of Carlsbad  
Check Register  
April 2023

VENDOR	NAME	NAME2	DBA	CITY	STATE	P.O.	CHECK NO	INVOICE NET	INVOICE DESCRIPTION	CHECK DATE
813	TAYLOR MADE GOLF COMPANY			CARLSBAD	CA	22302926	312464	618.03	Taylor Made Pre-Book	4/28/2023
10981	TDS			PALATINE	IL	22300326	312193	303.15	8224200010120557	4/6/2023
10981	TDS			PALATINE	IL	22301527	312193	388.84	8224020 002 0038849	4/6/2023
10981	TDS			PALATINE	IL	22300263	312275	234.07	8224200010050986	4/14/2023
10981	TDS			PALATINE	IL	22300295	312275	373.80	8224200010057528	4/14/2023
10981	TDS			PALATINE	IL	22300130	312275	149.95	8224200010333713	4/14/2023
10981	TDS			PALATINE	IL	22301692	312275	11.75	8224200010041597	4/14/2023
10981	TDS			PALATINE	IL	22300263	312383	319.95	account#8224200010121282	4/21/2023
10981	TDS			PALATINE	IL	22300326	312383	302.17	account#8224200010120557	4/21/2023
10981	TDS			PALATINE	IL	22300077	312383	86.52	account#8224200010200151	4/21/2023
10981	TDS			PALATINE	IL	22300175	312383	387.54	account#8224200010192747	4/21/2023
10981	TDS			PALATINE	IL	22300816	312383	149.95	account#8224200010184751	4/21/2023
12778	TECHNOLOGIES CDWARE INC			CANADA		22300893	312276	2,312.00	GPS Tracking for City Vehicles	4/14/2023
1547	THE FORD HOUSE, LLC	ROSWELL FORD		ROSWELL	NM	22302735	312365	5,945.30	405 - TURBO ISSUE(TH)F/D	4/21/2023
2625	THE GARDEN MART, INC.			CARLSBAD	NM	22300965	1001253	13,440.10	STREET MEDIAN MAINTENANCE	4/6/2023
515	THE NATIONAL GUITAR MUSEUM LLC			NEW YORK	NY	22305864	312244	6,000.00	rental fee guitar exhibit fall/winter 23-24	4/14/2023
8089	THE WATER WORKS INC	CY ENDEAVORS		CARLSBAD	NM	22300456	1001254	14.00	Drinking Water Delivery	4/6/2023
8089	THE WATER WORKS INC	CY ENDEAVORS		CARLSBAD	NM	22300635	1001254	7.00	Water Service for IT.	4/6/2023
8089	THE WATER WORKS INC	CY ENDEAVORS		CARLSBAD	NM	22300255	1001254	14.00	Annual purchase requisition for water bottles	4/6/2023
8089	THE WATER WORKS INC	CY ENDEAVORS		CARLSBAD	NM	22303551	1001254	4,107.16	Boiler Water Softner	4/6/2023
8089	THE WATER WORKS INC	CY ENDEAVORS		CARLSBAD	NM	22300653	1001254	9.14	Drinking Water & Cooler Rental	4/6/2023
8089	THE WATER WORKS INC	CY ENDEAVORS		CARLSBAD	NM	22300167	1001254	10.21	The Waterworks Inc.	4/6/2023
8089	THE WATER WORKS INC	CY ENDEAVORS		CARLSBAD	NM	22300255	1001254	12.36	Annual purchase requisition for water bottles	4/6/2023
8089	THE WATER WORKS INC	CY ENDEAVORS		CARLSBAD	NM	22300029	1001254	9.14	Annual Water Works FY: July 2022-June 2023	4/6/2023
8089	THE WATER WORKS INC	CY ENDEAVORS		CARLSBAD	NM	22300257	1001254	27.96	Annual Water Bottle Exchange Delivery	4/6/2023
8089	THE WATER WORKS INC	CY ENDEAVORS		CARLSBAD	NM	22301215	1001254	13.00	YEARLY DRINKING WATER & COOLER	4/6/2023
8089	THE WATER WORKS INC	CY ENDEAVORS		CARLSBAD	NM	22300634	1001254	14.00	Drinking Water	4/6/2023
8089	THE WATER WORKS INC	CY ENDEAVORS		CARLSBAD	NM	22300116	1001254	7.00	EST YRLY WATER BOTTLES WATER D	4/6/2023
8089	THE WATER WORKS INC	CY ENDEAVORS		CARLSBAD	NM	22300257	1001254	21.00	Annual Water Bottle Exchange Delivery	4/6/2023
8089	THE WATER WORKS INC	CY ENDEAVORS		CARLSBAD	NM	22300653	1001254	35.00	Drinking Water & Cooler Rental	4/6/2023
8089	THE WATER WORKS INC	CY ENDEAVORS		CARLSBAD	NM	22300167	1001254	21.00	The Waterworks Inc.	4/6/2023
8089	THE WATER WORKS INC	CY ENDEAVORS		CARLSBAD	NM	22302634	1001254	189.00	FY 2023 - Drinking Water	4/6/2023
8089	THE WATER WORKS INC	CY ENDEAVORS		CARLSBAD	NM	22300304	1001286	7.00	FY 2023 water and delivery for	4/14/2023
8089	THE WATER WORKS INC	CY ENDEAVORS		CARLSBAD	NM	22300257	1001286	11.98	Annual Water Bottle Exchange Delivery	4/14/2023
8089	THE WATER WORKS INC	CY ENDEAVORS		CARLSBAD	NM	22300010	1001286	26.00	12 MONTH WATER JUG RENTAL FY-22-23	4/14/2023
8089	THE WATER WORKS INC	CY ENDEAVORS		CARLSBAD	NM	22300061	1001286	7.00	Bottled Water Service CFD/PFA	4/14/2023
8089	THE WATER WORKS INC	CY ENDEAVORS		CARLSBAD	NM	22302634	1001317	112.00	FY 2023 - Drinking Water	4/21/2023
8089	THE WATER WORKS INC	CY ENDEAVORS		CARLSBAD	NM	22300167	1001317	21.00	The Waterworks Inc.	4/21/2023
8089	THE WATER WORKS INC	CY ENDEAVORS		CARLSBAD	NM	22300456	1001317	7.00	Drinking Water Delivery	4/21/2023
8089	THE WATER WORKS INC	CY ENDEAVORS		CARLSBAD	NM	22300634	1001317	7.00	Drinking Water	4/21/2023
8089	THE WATER WORKS INC	CY ENDEAVORS		CARLSBAD	NM	22300116	1001317	7.00	EST YRLY WATER BOTTLES WATER D	4/21/2023
8089	THE WATER WORKS INC	CY ENDEAVORS		CARLSBAD	NM	22300029	1001317	7.00	Annual Water Works FY: July 2022-June 2023	4/21/2023
8089	THE WATER WORKS INC	CY ENDEAVORS		CARLSBAD	NM	22300653	1001317	28.00	Drinking Water & Cooler Rental	4/21/2023
8089	THE WATER WORKS INC	CY ENDEAVORS		CARLSBAD	NM	22300257	1001317	14.00	Annual Water Bottle Exchange Delivery	4/21/2023
8089	THE WATER WORKS INC	CY ENDEAVORS		CARLSBAD	NM	22301215	1001317	28.00	YEARLY DRINKING WATER & COOLER	4/21/2023
8089	THE WATER WORKS INC	CY ENDEAVORS		CARLSBAD	NM	22300304	1001317	7.00	FY 2023 water and delivery for	4/21/2023

City of Carlsbad  
Check Register  
April 2023

VENDOR	NAME	NAME2	DBA	CITY	STATE	P.O.	CHECK NO	INVOICE NET	INVOICE DESCRIPTION	CHECK DATE
8089	THE WATER WORKS INC	CY ENDEAVORS		CARLSBAD	NM	22301040	1001349	7.00	Annual req. for water bottles	4/28/2023
8089	THE WATER WORKS INC	CY ENDEAVORS		CARLSBAD	NM	22300061	1001349	7.00	Bottled Water Service CFD/PFA	4/28/2023
7482	THERMAL SCIENTIFIC, INC			MANSFIELD	TX	22305255	1001255	115.00	Reagents needed for Lab	4/6/2023
7482	THERMAL SCIENTIFIC, INC			MANSFIELD	TX	22305255	1001255	135.00	Reagents needed for Lab	4/6/2023
7345	THIRTEEN TWENTY LLC		TATE BRANCH DODGE	ARTESIA	NM	22305738	312274	4,479.96	Unit 1608 - Fuel Tank	4/14/2023
7533	THOMSON-WEST			CAROL STREAM	IL	22305959	312194	1,852.00	Thomson Reuters	4/6/2023
11707	THUNDER RUN CONCRETE LLC			CARLSBAD	NM	22305799	1001287	1,220.55	Concrete needed for the Veterans Cemetery	4/14/2023
11707	THUNDER RUN CONCRETE LLC			CARLSBAD	NM	22305541	1001350	368.72	Concrete needed for various jobs	4/28/2023
6914	TITAN MACHINERY INC		TITAN RENTALS: TITAN TRUCK CENTER: TITAN OU WEST FARGO	ND	22305287	312277	913.54	913.54	CYLINDER, CLEVIS & PIN FOR LOW BOY ST #13797	4/14/2023
1208	T-MOBILE USA INC			CINCINNATTI	OH	22300123	312190	140.90	Hotspots for circulating colle	4/6/2023
7311	TORO NATIONAL SUPPORT	NETWORK		ABILENE	TX	22300312	312278	219.00	Toro NSN support for irrigatio	4/14/2023
10230	TRANSUNION RISK &	ALTERNATIVE DATE SOLUTION		DALLAS	TX	22300481	312195	202.14	FY 2023 - Background Checks	4/6/2023
1469	TRUELITE TRACE INC		FLEETUP	SAN JOSE	CA	22304199	312465	726.00	FY 2023 - PD GPS Service	4/28/2023
12393	TYLER TECHNOLOGIES INC			DALLAS	TX	22001876	312279	(3,483.53)	Tyler Technologies	4/14/2023
12393	TYLER TECHNOLOGIES INC			DALLAS	TX	22300552	312279	7,196.90	Yearly Maintenance FY 22/23	4/14/2023
7607	ULINE INC.			PLEASANT PRAIRIE	WI	22305819	312196	2,416.50	Supplies for Museum	4/6/2023
7607	ULINE INC.			PLEASANT PRAIRIE	WI	22305847	312280	99.55	Supplies for library	4/14/2023
7607	ULINE INC.			PLEASANT PRAIRIE	WI	22305985	312384	593.15	gloves for ppe see notes	4/21/2023
7607	ULINE INC.			PLEASANT PRAIRIE	WI	22306043	312466	98.76	Janitorial Supplies	4/28/2023
7610	ULTRA CLEAN CARPET &	JANITORIAL SERVICE		CARLSBAD	NM	22300546	1001256	8,780.08	Janitorial services for the parks department	4/6/2023
7610	ULTRA CLEAN CARPET &	JANITORIAL SERVICE		CARLSBAD	NM	22300625	1001256	1,032.20	FY23 Janitorial Services	4/6/2023
8939	UNITED STEEL WORKERS			PITTSBURGH	PA	405694	4,131.16	4,131.16	Dues PR#1	4/6/2023
8939	UNITED STEEL WORKERS			PITTSBURGH	PA	405738	4,246.86	4,246.86	Union dues	4/21/2023
8987	UNITED WAY	OF EDDY COUNTY		CARLSBAD	NM	405695	270.50	270.50	Emp Deductions	4/6/2023
8987	UNITED WAY	OF EDDY COUNTY		CARLSBAD	NM	405739	165.50	165.50	Employee deductions	4/21/2023
771	UNIVERSAL AG LLC	JEREMY LEE LEDGEWOOD		LENORAH	TX	22306194	312467	2,400.00	Fertilizer for the Sports Complex	4/28/2023
7705	UNIVERSAL BEARING & CHAIN			CARLSBAD	NM	22306162	312468	215.40	belts for AC's	4/28/2023
7615	UNM-JUDICIAL EDUC. CENTER			ALBUQUERQUE	NM		312282	1,820.00	Judicial Education Fees for March 2023	4/14/2023
7624	USA BLUE BOOK	HD SUPPLY FACILITIES MAINTENANCE LTD		WAUKEGAN	IL	22305845	1001257	500.81	Polymer cleaner and first aid kits for trucks	4/6/2023
7624	USA BLUE BOOK	HD SUPPLY FACILITIES MAINTENANCE LTD		WAUKEGAN	IL	22305860	1001257	114.20	For Chlorine testing	4/6/2023
7624	USA BLUE BOOK	HD SUPPLY FACILITIES MAINTENANCE LTD		WAUKEGAN	IL	22305961	1001318	321.42	Valve box cleaner	4/21/2023
7624	USA BLUE BOOK	HD SUPPLY FACILITIES MAINTENANCE LTD		WAUKEGAN	IL	22306148	1001318	116.17	Tools for service trucks @ DE	4/21/2023
7624	USA BLUE BOOK	HD SUPPLY FACILITIES MAINTENANCE LTD		WAUKEGAN	IL	22306186	1001351	563.80	Restock inventory	4/28/2023
10118	VANGARD WIRELESS LLC			ALEXANDRIA	VA	22300038	1001288	64.66	EST YRLY TOWER SP RADIO MALIMAR #2 7/22-6/23	4/14/2023
11901	VERIZON WIRELESS			DALLAS	TX	22300115	312197	4,775.22	account642020017-00001	4/6/2023
11901	VERIZON WIRELESS			DALLAS	TX	22300268	312197	65.38	842019990-00001	4/6/2023
11901	VERIZON WIRELESS			DALLAS	TX	22300268	312197	130.10	942125474-00001	4/6/2023
11901	VERIZON WIRELESS			DALLAS	TX	22300194	312197	80.02	342081298-00001	4/6/2023
11901	VERIZON WIRELESS			DALLAS	TX	22300085	312197	141.45	542379270-00001	4/6/2023
11901	VERIZON WIRELESS			DALLAS	TX	22300268	312197	276.09	542110363-00001	4/6/2023
11901	VERIZON WIRELESS			DALLAS	TX	22300308	312197	919.77	Annual PO Cell Phone Usage - V	4/6/2023
11901	VERIZON WIRELESS			DALLAS	TX	22300194	312197	560.14	242081511-00001	4/6/2023
11901	VERIZON WIRELESS			DALLAS	TX	22300686	312197	440.11	442177716-00001	4/6/2023
11901	VERIZON WIRELESS			DALLAS	TX	22300870	312283	40.01	542478217-00001	4/14/2023
11901	VERIZON WIRELESS			DALLAS	TX	22300521	312283	121.98	Invoice#9931482553	4/14/2023
8027	WAGNER EQUIPMENT CORP.			DENVER	CO	22304418	1001319	47.32	BATTERY BOX, COVER & HARDWARE FOR ST #13035	4/21/2023

City of Carlsbad  
Check Register  
April 2023

VENDOR	NAME	NAME2	DBA	CITY	STATE	P.O.	CHECK NO	INVOICE NET	INVOICE DESCRIPTION	CHECK DATE
8027	WAGNER EQUIPMENT CORP.			DENVER	CO	22207105	1001319	1,709.53	RADIATOR, HOSES & STARTERS FOR ST #13035	4/21/2023
8063	WASTEQUIP MANUFACTURING CO LLC			CHARLOTTE	NC	22305141	312386	14,770.41	FRONTLOAD METAL CONTAINERS 6 CY AND 3 CY	4/21/2023
8063	WASTEQUIP MANUFACTURING CO LLC			CHARLOTTE	NC	22305141	312386	14,770.41	FRONTLOAD METAL CONTAINERS 6 CY AND 3 CY	4/21/2023
8063	WASTEQUIP MANUFACTURING CO LLC			CHARLOTTE	NC	22305141	312469	14,770.41	FRONTLOAD METAL CONTAINERS 6 CY AND 3 CY	4/28/2023
8063	WASTEQUIP MANUFACTURING CO LLC			CHARLOTTE	NC	22305141	312469	29,540.82	FRONTLOAD METAL CONTAINERS 6 CY AND 3 CY	4/28/2023
8070	WATER DEPARTMENT			CARLSBAD	NM	22300476	312198	37,923.17	FY 23 water service	4/6/2023
312	WELLS FARGO FINANCIAL LEASING INC			DES MOINES	IA	22300345	312284	1,622.62	FY23 Lease for 90009A Mower at Sports Complex	4/14/2023
8364	WEX BANK			CAROL STREAM	IL	22300404	291	88,782.51	Invoice#88051291	4/10/2023
8364	WEX BANK			CAROL STREAM	IL	22305263	4785	11,056.38	WEX CC April 2023	4/18/2023
7860	WINDSTREAM COMMUNICATIONS			LOUISVILLE	KY	22300291	312199	6,609.05	account# 101047706	4/6/2023
7860	WINDSTREAM COMMUNICATIONS			LOUISVILLE	KY	22300862	312285	544.89	101194423 & 101128269	4/14/2023
7860	WINDSTREAM COMMUNICATIONS			LOUISVILLE	KY	22300862	312387	110.01	account#101182159	4/21/2023
7860	WINDSTREAM COMMUNICATIONS			LOUISVILLE	KY	22300862	312471	317.19	acct#101136604 &101151182	4/28/2023
7860	WINDSTREAM COMMUNICATIONS			LOUISVILLE	KY	22300332	312472	311.71	account#217415045	4/28/2023
361	WINSUPPLY NE ABQ NM CO			ALBUQUERQUE	NM	22304755	1001289	1,668.49	valves for golf course	4/21/2023
12513	WITTEK GOLF SUPPLY			ELK GRV VILL	IL	22304804	1001320	3,259.92	trash cans for golf course	4/21/2023
12513	WITTEK GOLF SUPPLY			ELK GRV VILL	IL	22304835	1001320	1,381.39	Pro Shop Supplies	4/21/2023
12513	WITTEK GOLF SUPPLY			ELK GRV VILL	IL	22304835	1001320	453.82	Pro Shop Supplies	4/21/2023
10241	WREN STUDIO			CARLSBAD	NM	22301729	312286	10,752.00	Bronze Scluptue Of John Wooten	4/14/2023
8375	XCEL ENERGY SERVICES, INC			DENVER	CO	22300541	312200	40,454.53	account#54-1530269-7	4/6/2023
8375	XCEL ENERGY SERVICES, INC			DENVER	CO	22300541	312388	140.34	account#54-1415316-1	4/21/2023
8375	XCEL ENERGY SERVICES, INC			DENVER	CO	22300541	312388	417.77	account#54-1874689-3	4/21/2023
8375	XCEL ENERGY SERVICES, INC			DENVER	CO	22300550	312388	45,245.02	account#54-1335495-7	4/21/2023
8375	XCEL ENERGY SERVICES, INC			DENVER	CO	22300405	312473	76,631.44	account#54-0013101402-6	4/28/2023
12652	YAMAHA MOTOR FINANCE CORP			CHICAGO	IL	22304506	312201	4,422.60	LEASE FOR 45-DR2E AC POWERTECH YAMAHA GOLF CARTS/F	4/6/2023
12652	YAMAHA MOTOR FINANCE CORP			CHICAGO	IL	22304506	312201	2,462.24	LEASE FOR 45-DR2E AC POWERTECH YAMAHA GOLF CARTS/F	4/6/2023
415	ZACH PIFER			LUBBOCK	TX		312202	40.00	Paramedic Class @ ENMU-R	4/6/2023
415	ZACH PIFER			LUBBOCK	TX		312389	20.00	Paramedic Class@ENMU-R	4/21/2023
415	ZACH PIFER			LUBBOCK	TX		312389	40.00	Paramedic Class@ENMU-R	4/21/2023
415	ZACH PIFER			LUBBOCK	TX		312389	40.00	Paramedic Class@ENMU-R	4/21/2023
								4,816,815.62		

## **14. Vendor Fiscal Year Summary**



City of Carlsbad  
YTD Vendor Summary  
July 2022 - April 2023

Vendor Number	Vendor Name	City	State	YTD Purchases	YTD Payments
12830	4 ELEMENTS AUTOMOTIVE	CARLSBAD	NM	40,488.85	40,488.85
595	4 ELEMENTS OILFIELD SERVICES LLC	CARLSBAD	NM	10,561.67	10,561.67
7558	4 RIVERS EQUIPMENT	GREELEY	CO	8,580.33	8,580.33
1256	4ALLPROMOS LLC	ESSEX	CT	3,249.78	3,249.78
2358	4IMPRINT INC.	CHICAGO	IL	14,337.37	14,337.37
1037	4M BUILT LLC	CARLSBAD	NM	5,327.45	5,327.45
1265	5280 PUBLISHING, INC	DENVER	CO	9,260.00	9,260.00
835	535 GROUP LLC	MCLEAN	VA	56,445.00	56,445.00
417	90 DEGREE BENEFITS	LUBBOCK	TX	1,110,513.62	1,110,513.62
148	A & S ENTERPRISES INC	ALBUQUERQUE	NM	21,871.32	21,871.32
687	AAL FIRE & SAFETY LLC	CARLSBAD	NM	4,436.34	4,436.34
48	AARDVARK	LA VERNE	CA	625.00	625.00
1267	AARON DOMINGUEZ	ROSWELL	NM	40.00	40.00
1255	ABAE PARTNERS LLC	CARLSBAD	NM	250.00	250.00
875	ACK ENTERPRISES INC	SMITHFIELD	UT	1,167.18	1,167.18
1566	ACTIVITY ADVISORS, INC	PHOENIX	AZ	566.56	566.56
1001	ACUSHNET COMPANY	BOSTON	MA	58,933.57	58,933.57
223	AD VENTURE MARKETING	BROWNFIELD	TX	4,602.67	4,602.67
1401	ADAM V WEIS	PETALUMA	CA	400.00	400.00
1005	ADIDAS AMERICA, INC.	PORTLAND	OR	11,804.77	11,804.77
64	ADMIN OFFICE OF THE COURTS	SANTA FE	NM	48,457.00	48,457.00
1033	ADMIRAL BEVERAGE CORP	ALBUQUERQUE	NM	31,551.51	31,551.51
11959	ADRIAN GONZALES	CARLSBAD	NM	1,484.00	1,484.00
14039	ADRIAN R RODRIGUEZ	CARLSBAD	NM	947.90	947.90
1329	ADRIANN L LEYVA SING	CARLSBAD	NM	500.00	500.00
11317	ADVANCE AUTO PARTS	RALEIGH	NC	60,858.68	60,858.68
5276	ADVANCED CHEMICAL TRANSPORT INC.	SAN JOSE	CA	13,058.52	13,058.52
61	ADVANCED COMMUNICATIONS &	ALBUQUERQUE	NM	198,661.60	198,661.60
11012	ADVANCED PEST AND WEED	CARLSBAD	NM	22,193.78	22,193.78
11620	AES INC.	TEMPE	AZ	23,725.15	23,725.15
78	ALBERTSON'S #907	AMARILLO	TX	13,753.86	13,753.86
1570	ALENA ANAYA	CARLSBAD	NM	20.00	20.00
228	ALERT ALL CORP	NEW HOLLAND	PA	3,987.50	3,987.50
9833	ALEX LUNA	CARLSBAD	NM	1,088.84	1,088.84
437	ALEX RUIZ	CARLSBAD	NM	18.00	18.00
873	ALI M MORALES	ALBUQUERQUE	NM	19,139.94	19,139.94
806	ALK INC	ARTESIA	NM	6,021.25	6,021.25

City of Carlsbad  
YTD Vendor Summary  
July 2022 - April 2023

Vendor Number	Vendor Name	City	State	YTD Purchases	YTD Payments
12684	ALL AMERICAN BOOT MFG INC	SUN VALLEY	CA	550.00	550.00
10	ALL CITY MANAGEMENT SERVICES INC	LOS ANGELES	CA	135,593.25	135,593.25
13369	ALL OUT SERVICES LLC	CARLSBAD	NM	24,370.30	24,370.30
498	ALL PRO TURF SERVICE INC	FULLERTON	CA	33,900.00	33,900.00
12604	ALLDATA LLC	ELK GROVE	CA	1,860.00	1,860.00
133	ALLIED 100 LLC	MILWAUKEE	WI	1,936.65	1,936.65
948	ALPHA-PURE SERVICES	CARLSBAD	NM	3,916.66	3,916.66
99	ALTEC INDUSTRIES INC	BIRMINGHAM	AL	9,545.88	9,545.88
684	AMANDA LEE	LUBBOCK	TX	1,800.00	1,800.00
1289	AMBER MARIE LEYVA	CARLSBAD	NM	500.00	500.00
1442	AMELIA CATALDI	EL PASO	TX	2,970.00	2,970.00
1435	AMERICAN 3B SCIENTIFIC, LP	TUCKER	GA	17,885.00	17,885.00
1992	AMERICAN ASSOC STATE & LOCAL HISTORY	NASHVILLE	TN	118.00	118.00
1465	AMERICAN ASSOCIATION OF AIRPORT EXECUTIVES, INC	ALEXANDRIA		1,710.00	1,710.00
871	AMERICAN LIBRARY ASSOC	CHICAGO	IL	411.00	411.00
107	AMERICAN LIBRARY ASSOCIATION	CHICAGO	IL	751.03	751.03
10052	AMERICAN MEDICAL GROUP	HOBBS	NM	5,863.49	5,863.49
10987	AMERICAN SIGNAL CORP	MILWAUKEE	WI	6,829.88	6,829.88
10073	AMERICAN STEEL CARPORT INC	JOSHUA	TX	14,605.00	14,605.00
15789	AMPARO VASQUEZ	CARLSBAD	NM	38.00	38.00
751	ANALY SOSA	EL PASO	TX	-	12.00
12642	ANDREA R ORNELAS	CARLSBAD	NM	500.00	500.00
15744	ANDRES RUIZ	CARLSBAD	NM	915.00	915.00
11208	ANDREW CARVER	CARLSBAD	NM	507.00	507.00
15965	ANDREW MATTA	CARLABAD	NM	468.77	468.77
1417	ANDREW MUNOZ	EL PASO	ST	95.00	95.00
14886	ANDREW SWANSON	CARLSBAD	NM	214.48	214.48
901	ANDREWS BROADCASTING COMPANY INC.	ANDREWS	TX	1,581.50	1,581.50
1034	ANDY A VILLARREAL	SAN ANTONIO	TX	860.17	860.17
224	ANGEL ARMOR LLC	FORT COLLINS	CO	25,446.76	27,850.76
1257	ANGELA M LAMBERTH	CARLSBAD	NM	139.94	139.94
11863	ANGELICA BARRIOS-TESTA	CARLSBAD	NM	416.12	416.12
10802	ANGELO AMALLA	CARLSBAD	NM	162.23	162.23
195	ANIMAL CARE EQUIPMENT & SERVICES LLC	BROOMFIELD	CO	1,055.81	1,055.81
419	ANTHONY BRICENO	CARLSBAD	NM	378.00	378.00
1284	ANTHONY M GARCIA	CARLSBAD	NM	10,800.00	10,800.00
503	ANTHONY QUESADA	LOVING	NM	20.00	20.00

City of Carlsbad  
YTD Vendor Summary  
July 2022 - April 2023

Vendor Number	Vendor Name	City	State	YTD Purchases	YTD Payments
9692	ANTONIO BACA	CARLSBAD	NM	432.27	432.27
14	APCO, AFC INC.	DAYTONA BEACH	FL	8,054.34	8,054.34
725	APPLIED CONCEPTS INC	RICHARDSON	TX	12,002.50	12,002.50
1229	APRIL MARTINEZ	CARLSBAD	NM	1,309.04	1,309.04
251	APSCO INC	ALAMOGORDO	NM	550.67	550.67
303	AQUATIC CONSULTANTS, INC	ALBUQUERQUE	NM	9,777.82	9,777.82
544	ARAMARK UNIFORM & CAREER APPAREL GROUP	PASADENA	CA	9,906.12	9,323.40
322	ARCADIA PUBLISHING INC	MT PLEASANT	SC	364.31	364.31
1360	ARCAVATE CORPORATION	MONROE	NC	203.80	203.80
12927	ARCHIVESOCIAL INC	DURHAM	NC	4,788.00	4,788.00
1447	ARCONAS INC	HIGH POINT	NC	5,770.26	5,770.26
11924	ART OF THE WEST	MINNETONKA	MN	2,790.00	2,790.00
358	ARTESIA DAILY PRESS	ARTESIA	NM	75.00	75.00
360	ARTESIA FIRE EQUIPMT, INC	ARTESIA	NM	42,353.54	42,353.54
1438	ARTESIA FORD SALES, INC	ARTESIA	NM	1,510.42	1,510.42
1221	ARTESIA METALS INC	ARTESIA	NM	1,547.02	1,547.02
12758	ARTURO MUNOZ	LOVING	NM	140.47	140.47
14604	ASHLEY CARNERO	CARLSBAD	NM	200.00	200.00
236	ASHLEY TAKAKO KAJIKI ROMERO	CARLSBAD	NM	2,500.00	2,500.00
693	ASKART INC.	TONGANOXIE	KS	234.00	234.00
391	AT&T CORPORATION	ATLANTA	GA	12,947.30	12,947.30
12271	AT&T TELECONFERENCE SVCS	CAROL STREAM	IL	5.93	5.93
1274	AUSTIN LINKER	CARLSBAD	NM	290.62	290.62
396	AUSTIN TURF & TRACTOR INC	MARBLE FALLS	TX	82,882.49	82,882.49
405	AUTOZONE	CARLSBAD	NM	228.16	228.16
311	AZ WASTEWATER IND. INC	PHOENIX	AZ	1,055.00	1,055.00
428	B & H PHOTO VIDEO	NEW YORK	NY	8,175.97	8,175.97
416	B & R TRUCKING, INC.	CARLSBAD	NM	212.89	212.89
231	BADGE FRAME INC	CAMDEN	TN	2,558.35	2,558.35
438	BAKER UTILITY SUPPLY CORP	ALBUQUERQUE	NM	147,067.33	147,067.33
440	BALLEAU GROUNDWATER INC.	ALBUQUERQUE	NM	10,333.23	10,333.23
10205	BDS ENTERPRISES LLC	CARLSBAD	NM	3,637.81	3,637.81
1412	BEAR PAW EMBROIDERY & SAFETY LLC	CARLSBAD	NM	17,215.48	17,215.48
736	BEAR PAW EMBROIDERY CORP.	CARLSBAD	NM	14,928.73	14,928.73
458	BENMARK SUPPLY CO., INC.	MIDLAND	TX	145,644.91	145,644.91
674	BIANCA ARANDA	CARLSBAD	NM	500.00	500.00
1576	BIANCA GUTIERREZ	CARLSBAD	NM	102.34	102.34

City of Carlsbad  
YTD Vendor Summary  
July 2022 - April 2023

Vendor Number	Vendor Name	City	State	YTD Purchases	YTD Payments
1723	BIBLIONIX, LLC	AUSTIN	TX	2,954.00	2,954.00
10229	BIBLIOTHECA, LLC	ATLANTA	GA	2,951.60	2,951.60
910	BIG 5 SPORTING GOODS	EL SEGUNDO	CA	7,543.99	7,543.99
462	BIG STATE INDUSTRIAL SUPPLY INC	RIVERSIDE	CA	15,570.12	15,570.12
701	BIO AQUATIC TESTING INC	CARROLLTON	TX	4,870.00	4,870.00
1456	BLACKBIRD PURCHASER INC	COLUMBUS	OH	3,155.00	3,155.00
531	BLACKSTONE AUDIO	PHILADELPHIA	PA	1,742.23	1,742.23
510	BLAINE INDUSTRIAL SUPPLY	LUBBOCK	TX	13,546.07	13,546.07
1509	BLICK ART MATERIALS LLC	GALESBURG	IL	441.44	441.44
12719	BLUE 360 MEDIA LLC	PARK CITY	UT	1,703.91	1,703.91
367	BLUE PEAK LOGIC INC	MISSION VIEJO	CA	3,527.00	3,527.00
1385	BLUE TEES ENTERPRISES LLC	WALNUT CREEK	CA	11,311.53	11,311.53
661	BNSF RAILWAY COMPANY CORP	FT WORTH	TX	3,116.32	3,116.32
1028	BOARD OF VETERINARY MEDICINE	ALBUQUERQUE	NM	300.00	300.00
545	BOB TURNER'S FORD COUNTRY	ALBUQUERQUE	NM	234,257.00	234,257.00
404	BOBBY G NESBIT	CARLSBAD	NM	500.00	500.00
10074	BOBCAT AUTO AND DETAIL	CARLSBAD	NM	9,985.04	9,985.04
638	BOHANNAN HUSTON INC.	ALBUQUERQUE	NM	9,163.48	9,163.48
1053	BOKF, NA	ALBUQUERQUE	NM	1,724.00	1,724.00
1263	BORDADO LLC	CARLSBAD	NM	128.00	128.00
559	BOYS & GIRLS CLUB OF CARLSBAD INC	CARLSBAD	NM	88,934.67	88,934.67
1511	BP SOLUTIONS	ASHEVILLE	NC	405.00	405.00
1358	BPOE LODGE #1558	CARLSBAD	NM	2,982.00	2,982.00
9831	BRADLEY CARLSEN	CARLSBAD	NM	155.00	155.00
6919	BRADY INDUSTRIES OF NM	LAS VEGAS	NV	4,486.29	4,486.29
580	BRANDON INDUSTRIES, INC.	MCKINNEY	TX	15,099.20	15,099.20
11263	BRANDON LEE	CARLSBAD	NM	379.99	379.99
610	BREWER OIL CO.	ARTESIA	NM	4,015.26	4,015.26
13382	BRIAN MCCARTY	BLOOMFIELD	NM	964.00	964.00
742	BRIDGEPAY NETWORK SOLUTIONS	MAITLAND	FL	3,046.10	3,046.10
616	BRININSTOOL EQUIPMENT SALES INC	CARLSBAD	NM	35,100.44	35,100.44
635	BRODART CO.	COLUMBUS	OH	7,068.60	7,068.60
652	BROWNING GARAGE DOORS LLC	CARLSBAD	NM	9,488.97	9,488.97
10865	BRUCKNER TRUCK SALES INC	BIRMINGHAM	AL	1,771,958.64	1,771,958.64
11562	BRYAN CABRIALES	CARLSBAD	NM	178.00	178.00
1311	BRYANNA FLOREZ	CARLSBAD	NM	500.00	500.00
10683	BSK ASSOCIATES	FRESNO	CA	1,112.00	1,112.00

City of Carlsbad  
YTD Vendor Summary  
July 2022 - April 2023

Vendor Number	Vendor Name	City	State	YTD Purchases	YTD Payments
662	BSN SPORTS LLC	DALLAS	TX	8,334.43	8,334.43
1508	BSTK LLC	CARLSBAD	NM	4,072.35	4,072.35
13343	BTE BODY COMPANY	IRVING	TX	81,397.37	81,397.37
1531	BUILT CONCRETE CONTRUCTION, LLC	CARLSBAD	NM	5,400.00	5,400.00
12868	BURLAP & LIGHT	CARLSBAD	NM	1,500.00	1,500.00
294	BURNISHINE GRAPHIC PRODUCTS LLC	LAKE VILLA	IL	1,643.00	1,643.00
12895	BUSINESS NOTIONS INC	ROSWELL	NM	342.80	342.80
11251	C & R DISTRIBUTING, LLC	EL PASO	TX	2,063.00	2,063.00
787	CAIN ELECTRIC SUPPLY CORP	DALLAS	TX	2,188.02	2,188.02
1307	CALEB KINNIKIN	CARLSBAD	NM	189.00	189.00
10535	CALEB SHELL	ARTESIA	NM	332.71	332.71
1003	CALLAWAY GOLF SALES CO.	CARLSBAD	CA	37,261.21	37,508.89
10004	CAMCO PLUMBING INC.	CARLSBAD	NM	215.29	215.29
507	CANDOR TIRES LLC	CARLSBAD	NM	21,090.68	21,090.68
11294	CANNON COCHRAN MANAGEMENT	INDIANAPOLIS	IN	21,505.51	21,505.51
881	CAPROCK WATER COMPANY INC	ARTESIA	NM	282.95	282.95
936	CARASOFT TECHNOLOGY CORP	RESTON	VA	314.50	314.50
890	CARC FARM, INC.	CARLSBAD	NM	5,187.60	5,187.60
1434	CAREY A BOX	CARLSBAD	NM	400.00	400.00
1348	CARI PICKENS	CARLSBAD	NM	478.00	478.00
10517	CARLSBAD AREA ART ASSOC.	CARLSBAD	NM	26,184.78	26,184.78
915	CARLSBAD AUTO SUPPLY	CARLSBAD	NM	22,602.95	22,602.95
11181	CARLSBAD AUTOMOTIVE	CARLSBAD	NM	5,450.62	5,450.62
12203	CARLSBAD COMMUNITY	CARLSBAD	NM	43,719.79	43,719.79
944	CARLSBAD COMMUNITY ANTI-DRUG/GANG COALITION	CARLSBAD	NM	18,000.00	18,000.00
12859	CARLSBAD COMMUNITY THEATRE	CARLSBAD	NM	18,851.93	18,851.93
930	CARLSBAD CURRENT ARGUS	MCLEAN	VA	169.37	169.37
1922	CARLSBAD CURRENT-ARGUS	LOS ANGELES	CA	350.34	350.34
933	CARLSBAD DEPT OF DEVELOPMENT CORP	CARLSBAD	NM	278,834.93	278,834.93
934	CARLSBAD DOWNTOWN LIONS	CARLSBAD	NM	50.00	50.00
285	CARLSBAD GEM & MINERAL SOCIETY INC	CARLSBAD	NM	4,056.80	4,056.80
950	CARLSBAD IRRIGATION DIST.	CARLSBAD	NM	7,651.20	7,651.20
741	CARLSBAD LIFEHOUSE INC	CARLSBAD	NM	5,873.97	5,873.97
941	CARLSBAD MAINSTREET CORP	CARLSBAD	NM	225,931.72	225,931.72
12835	CARLSBAD MEDICAL CENTER	COLUMBIA	MO	8,951.57	8,951.57
1006	CARLSBAD MEDICAL CNTR LLC	DALLAS	TX	1,139.99	1,139.99
983	CARLSBAD MUNICIPAL SCHOOL	CARLSBAD	NM	122,375.00	122,375.00

City of Carlsbad  
YTD Vendor Summary  
July 2022 - April 2023

Vendor Number	Vendor Name	City	State	YTD Purchases	YTD Payments
5206	CARLSBAD NATIONAL LITTLE LEAGUE	CARLSBAD	NM	19,000.00	19,000.00
12061	CARLSBAD PRINTING/DESIGN	CARLSBAD	NM	3,323.25	3,323.25
1388	CARLSBAD QUALITY JANITORIAL	HAGERMAN	NM	59,924.46	59,924.46
902	CARLSBAD RADIO INC.	CARLSBAD	NM	8,458.03	8,458.03
1040	CARLSBAD SHEET METAL, LLC	CARLSBAD	NM	33,715.70	33,715.70
12923	CARLSBAD SMALL ENGINE LLC	CARLSBAD	NM	566.42	566.42
11662	CARLSBAD TRANSITIONAL	CARLSBAD	NM	36,000.00	36,000.00
585	CAROL SCOTT	ARTESIA	NM	1,867.20	1,867.20
1085	CARROT TOP INDUSTRIES	HILLSBOROUGH	NC	15,520.90	15,520.90
11144	CAVERN CITY CHILD	CARLSBAD	NM	15,000.00	15,000.00
13208	CAVERN CITY MEDIA	CARLSBAD	NM	2,171.91	2,171.91
12988	CECIL M DANIELL	CARLSBAD	NM	500.00	500.00
992	CED	DALLAS	TX	111,726.30	111,726.30
2624	CENGAGE LEARNING, INC	CHICAGO	IL	1,416.45	1,416.45
1135	CENTER POINT LARGE PRINT	THORNDIKE	ME	287.00	287.00
1552	CENTERLINE SUPPLY, INC	GRAND PRAIRIE	TX	2,120.00	2,120.00
1879	CENTRAL RESTAURANT PROD	INDIANAPOLIS	IN	2,204.14	2,204.14
1120	CENTRAL VALLEY ELECTRIC COOP	ARTESIA	NM	1,434.79	1,434.79
442	CHAD NESBIT	CARLSBAD	NM	400.00	400.00
1206	CHAMBER OF COMMERCE CORP.	CARLSBAD	NM	661,123.40	661,123.40
13360	CHAMPION MOTORSPORTS	ROSWELL	NM	2,924.88	2,924.88
1213	CHAPARRAL SAND & GRAVEL	CHAPARRAL	NM	7,104.72	7,104.72
7539	CHARLES G TRACY	HOUSTON	TX	2,460.73	2,460.73
9382	CHARLES H. JURVA	CARLSBAD	NM	17,775.12	17,775.12
9505	CHARLES JURVA-INS REBATE	CARLSBAD	NM	4,618.79	4,618.79
12383	CHRIS CARON	CARLSBAD	NM	71.08	83.08
14037	CHRISTOPHER AUSTIN	CARLSBAD	NM	320.00	320.00
276	CHRISTOPHER MORALES	ARTESIA	NM	2,695.33	2,695.33
659	CI TECHNOLOGIES INC	ST AUGUSTINE	FL	1,212.02	1,212.02
12871	CIELO VISTA MALL	EL PASO	TX	7,600.00	7,600.00
13445	CIERRA SAMANIEGO	CARLSBAD	NM	55.00	55.00
1941	CISCO EQUIPMENT	DALLAS	TX	3,175.16	3,175.16
1462	CITY OF FORT WORTH, TEXAS	FORT WORTH	TX	15.00	15.00
363	CITY OF LUBBOCK TX	LUBBOCK	TX	1,848.95	1,848.95
1342	CIVICPLUS, LLC	MANHATTAN	KS	2,306.65	2,306.65
1237	CLARK EQUIPMENT CO INC.	ALBUQUERQUE	NM	121.42	121.42
906	CLARK TRUCK EQUIP CO INC	ALBUQUERQUE	NM	13,476.19	13,476.19

City of Carlsbad  
YTD Vendor Summary  
July 2022 - April 2023

Vendor Number	Vendor Name	City	State	YTD Purchases	YTD Payments
1491	CLARK TRUCK EQUIPMENT COMPANY INC	ALBUQUERQUE	NM	6,789.40	6,789.40
12653	CLUB PROPHET SYSTEMS	CHESWICK	PA	6,257.73	6,257.73
1711	CMI,INC	CHARLOTE	NC	144.64	144.64
10728	CNA SURETY	ST LOUIS	MO	200.00	200.00
8911	CNB BANK	CARLSBAD	NM	5,858,760.11	5,858,760.11
1202	COATS PUMP & SUPPLY INC	DEXTER	NM	219,110.96	219,110.96
13302	CODE 3 SERVICE LLC	ALBUQUERQUE	NM	16,860.80	16,860.80
453	COLLABORATIVE SUMMER LIBRARY PROGRAM	MASON CITY	IA	868.02	868.02
10104	COLLINS TREE SERVICE LLC	ARTESIA	NM	2,419.22	2,419.22
9287	COLLIS JOHNSON	CARLSBAD	NM	2,647.67	2,647.67
8918	COLONIAL LIFE & ACCIDENT	COLUMBIA	SC	433,398.92	433,398.92
1500	COMMERCIAL LIGHTING COMPANY	TAMPA	FL	580.49	580.49
1523	COMPUTER AVENUE LLC	CARLSBAD	NM	69.90	69.90
1270	CONNELLS OFFICE SUPPLY	CARLSBAD	NM	64,299.50	64,299.50
3344	CONSOLIDATED FLEET SERV	SEARCY	AR	1,785.60	1,785.60
1290	CONSTRUCTOR'S INC.	CARLSBAD	NM	2,529,498.40	2,529,498.40
743	CONSULTRX LLC	CARLSBAD	NM	1,800.00	1,800.00
1448	CONTI ENERGY CONTROL LLC	RIO RANCHO	NM	2,648.28	2,648.28
1293	CONVERUS, INC	LEHI	UT	8,050.00	8,050.00
5857	CONWAY SHIELD INC	NEW BERLIN	WI	1,703.55	1,703.55
1317	COOPER ENTERPRISES LLC	CARLSBAD	NM	1,973.14	1,973.14
5775	COOPERATIVE EDUCATIONAL SERVICES	ALBUQUERQUE	NM	5,049,041.84	4,681,856.84
12318	CORE & MAIN LP	ST LOUIS	MO	548,631.34	537,656.52
192	CORINA YRIGOLLEN	CARLSBAD	NM	157.37	157.37
1377	COUFAL- PRATER EQUIPMENT LLC	WACO	TX	26,036.48	26,036.48
1356	COURTESY PAWN	CARLSBAD	NM	9,499.95	9,499.95
3946	CREATIVE BUS SALES INC.	CHINO	CA	17,581.97	17,581.97
12691	CREATIVE CARLSBAD	CARLSBAD	NM	15,152.00	15,152.00
829	CREATIVE RECREATIONAL DESIGNS INC	RIO RANCHO	NM	52,283.28	52,283.28
10204	CREED INC	LOVING	NM	1,162.57	1,162.57
1367	CREWS GLASS & MIRROR INC.	CARLSBAD	NM	6,798.72	6,798.72
860	CRIMESTOPPERS/EDDY CO INC	CARLSBAD	NM	1,527.80	1,527.80
1266	CRISTIAN RODRIGUEZ	LAS CRUCES	NM	274.16	274.16
845	CRISTIN Y ARANDA	CARLSBAD	NM	500.00	500.00
1441	CRUSADER PROTECTIVE SERVICES LLC	ROSWELL	NM	1,357.12	1,357.12
12199	CULLIGAN	ROSWELL	NM	747.00	747.00
12240	CUMMINS SALES & SERVICE	DENVER	CO	184,086.36	184,086.36

City of Carlsbad  
YTD Vendor Summary  
July 2022 - April 2023

Vendor Number	Vendor Name	City	State	YTD Purchases	YTD Payments
10066	CXT INCORPORATED	PITTSBURGH	PA	71,853.62	71,853.62
878	CYNTHIA ARMIJO	CARLSLE	PA	4,000.00	4,000.00
219	D & D AUTOMATION & ELECTRIC LLC	HOBBS	NM	20,773.28	20,773.28
520	D DEAN HINSON	ALBUQUERQUE	NM	54.00	54.00
1190	D2G GROUP LLC	FALL RIVER	MA	1,229.14	1,229.14
9379	DALE JANWAY	CARLSBAD	NM	173.40	173.40
12262	DAMETRA KARTCHNER	CARLSBAD	NM	500.00	500.00
1408	DANA KEPNER CO.	DENVER	CO	57,893.00	57,893.00
1389	DANELLE MORRILL	CARLSBAD	NM	500.00	500.00
1268	DANIEL AGUILAR	LAS CRUCES	NM	40.00	40.00
1402	DARDANELLE TIMBER CO INC	CARLSBAD	NM	8,429.32	8,429.32
1506	DARIA RANEY	CARLSBAD	NM	500.00	500.00
1373	DARREN MCPHERSON	CARLSBAD	NM	168.48	168.48
1554	DARREN W FLETCHER	WATAUGA	TX	1,840.00	1,840.00
1308	DATA BUSINESS EQUIPMENT	DES MOINES	IA	438.00	438.00
1249	DATAPILOT INC	IRVINE	CA	1,995.00	1,995.00
6947	DAVE MORGAN	CARLSBAD	NM	314.20	314.20
1169	DAVED THOMAS	CARLSBAD	NM	500.00	500.00
1631	DAVID K WEYAND	ROCKWOOD	PA	1,490.00	1,490.00
594	DEANNA WESTON-HELMER	CARLSBAD	NM	1,777.00	1,777.00
1461	DECOR OF CARLSBAD, INC.	CARLSBAD	NM	4,540.89	4,540.89
3622	DEERE CREDIT INC.	JOHNSTON	IA	260,286.28	260,286.28
1463	DEMCO, INC.	MILWAUKEE	WI	2,275.25	2,275.25
1227	DEMITRI AMBROSE	CARLSBAD	NM	1,219.16	1,219.16
463	DENISE MADRID-BOYEA	CARLSBAD	NM	1,029.14	1,029.14
12956	DESERT FOX SOLUTIONS	CARLSBAD	NM	30,355.17	30,355.17
1275	DETECTACHEM INC	SUGAR LAND	TX	2,248.65	2,248.65
11471	DEVON STINSON	CARLSBAD	NM	650.00	650.00
106	DIAMOND SPEED PRODUCTS	FRANKLIN PARK	IL	423.35	423.35
648	DISH DBS CORP	ENGLEWOOD	CO	1,237.93	1,237.93
1501	DIVERSIFIED INSPECTION	PHOENIX	AZ	10,821.24	10,821.24
1041	DIVOTS SPORTSWEAR COMPANY INC	PEACHTREE CORNERS	GA	4,264.14	4,264.14
11709	DOG WASTE DEPOT	SAN DIEGO	CA	2,003.86	2,003.86
1378	DOMONIC ORNELAS	CARLSBAD	NM	8,026.27	8,026.27
1605	DON CHALMERS FORD	RIO RANCHO	NM	99,390.55	99,390.55
1226	DONA CASSINGHAM	CARLSBAD	NM	2,062.17	2,062.17
1514	DORA VILLA	CARLSBAD	NM	400.00	400.00



City of Carlsbad  
YTD Vendor Summary  
July 2022 - April 2023

Vendor Number	Vendor Name	City	State	YTD Purchases	YTD Payments
1530	DPC INDUSTRIES, INC.	DALLAS	TX	18,632.44	18,632.44
1562	DUE SOUTH MARINE LLC	HUNGERFORD	TX	1,200.00	1,200.00
298	DUNGAREES LLC	COLUMBIA	MO	6,712.84	6,712.84
1726	EAGLE CARPORTS INC	MOUNT AIRY	NC	9,802.80	9,802.80
269	EAGLE ENGRAVING INC	SAINT CHARLES	IL	2,595.85	2,595.85
538	EASTERN NM UNIVERSITY	PORTALES	NM	583.32	583.32
1786	EASTERN NM UNIVERSITY - ROSWELL	ROSWELL	NM	3,022.20	3,022.20
1795	EBSCO SUBSCRIPTION SERV	DALLAS	TX	21,075.00	21,075.00
1878	ECONOLITE CONTROL PRODUCTS INC	PASADENA	CA	4,926.00	4,926.00
1794	EDDY COUNTY	CARLSBAD	NM	30,901.22	30,901.22
1837	EDDY COUNTY	CARLSBAD	NM	1,524,326.41	1,524,326.41
10882	EDDY COUNTY	CARLSBAD	NM	1,000,000.00	1,000,000.00
1845	EDDY COUNTY CGIS	CARLSBAD	NM	38,502.00	38,502.00
1809	EDDY COUNTY DETENTION CENTER	CARLSBAD	NM	317,395.00	317,395.00
1810	EDDY COUNTY EXTENSION SERVICE	CARLSBAD	NM	120.00	120.00
1793	EDDY COUNTY TREASURER	CARLSBAD	NM	13,544.27	13,544.27
1831	EDDY LEA ENERGY ALLIANCE	CARLSBAD	NM	25,000.00	25,000.00
189	EDEN K9 CONSULTING & TRAINING CORP	CHESTEMERE, ALBERTA		696.00	696.00
8950	EDILBERTO MORENO	CARLSBAD	NM	773.00	773.00
12882	EDISPATCHES	KINNELON	NJ	2,325.15	2,325.15
1517	EDMO DISTRIBUTORS, INC	SPOKANE VALLEY	WA	107.77	107.77
938	EDUARDO BUSTAMANTE	CARLSBAD	NM	500.00	500.00
11112	EDWARD RODRIGUEZ	CARLSBAD	NM	283.20	283.20
10614	EDWARD VANSOTTER	CARLSBAD	NM	20.00	20.00
13162	EH WACHS	LINCOLNSHIRE	IL	644.89	644.89
1704	EL PASO TIMES	MCLEAN	VA	21,333.53	21,333.53
12632	ELDON W. ATCHLEY	CARLSBAD	NM	655.82	655.82
1283	ELECTRO-MATIC PRODUCTS, INC	FARMINGTON HILLS	MI	371,126.01	371,126.01
10829	ELITE WRECKER SERVICE LLC	CARLSBAD	NM	1,775.47	1,775.47
15961	ELIZABETH FERRALES	CARLSBAD	NM	20.00	20.00
10587	ELLEN BONNEY	CARLSBAD	NM	2,016.02	2,016.02
730	ELM USA INC	BUFFALO GROVE	IL	586.16	586.16
1424	ELYHANNA MONTES	CARLSBAD	NM	599.99	599.99
1931	EMS REGION III CORP	CLOVIS	NM	560.00	560.00
11475	EMSRX	WAXAHACHIE	TX	16,000.00	16,000.00
12816	ENCHANTED TECHNOLOGY SOLUTIONS	ALBUQUERQUE	NM	192,832.93	192,832.93
1933	ENCYCLOPAEDIA BRITANNICA	CHICAGO	IL	1,300.00	1,300.00

City of Carlsbad  
YTD Vendor Summary  
July 2022 - April 2023

Vendor Number	Vendor Name	City	State	YTD Purchases	YTD Payments
6321	ENMU-ROSWELL	ROSWELL	NM	23,702.36	23,702.36
13161	ENNIS-FLINT INC	GREENSBORO	NC	6,840.42	6,840.42
776	ENRIQUETA DOPORTO	CARLSBAD	NM	500.00	500.00
1963	ENVIRONMENTAL RESOURCE ASSOCIATION	GOLDEN	CO	1,800.24	1,800.24
13358	EQUIPMENTSHARE.COM INC	FULTON	MO	5,803.76	5,803.76
1464	ERGO DESKTOP LLC	CELINA	OH	1,017.98	1,017.98
422	ERIC A ESTRADA	CARLSBAD	NM	6,500.00	6,500.00
11980	ERIC FLORES	CARLSBAD	NM	155.00	155.00
1318	ERIC FLORES	CARLSBAD	NM	212.60	212.60
876	ERNESTO B MARTINEZ	ROSWELL	NM	15,096.62	15,096.62
1978	ESRI, INC.	REDLANDS	CA	7,537.60	7,537.60
6538	EUGENE WELDERS SUPPLY CO	EUGENE	OR	2,100.75	2,100.75
1306	EVAN LARA	CARLSBAD	NM	169.00	169.00
2019	EXERPLAY, INC.	CEDAR CREST	NM	136,595.98	136,595.98
797	EZ DOCK OF TEXAS L.P.	HURST	TX	285,888.67	285,888.67
1801	E-Z RENTALS & SALES, INC.	CARLSBAD	NM	20,955.29	20,955.29
12095	FARO TECHNOLOGIES, INC	LAKE MARY	FL	77.00	77.00
2255	FASTENAL COMPANY	WINONA	MN	3,235.52	3,235.52
2284	FEDERAL EXPRESS CORP.	PITTSBURGH	PA	507.52	507.52
2289	FEDERAL SIGNAL CORP	DALLAS	TX	270.00	270.00
2359	FERGUSON WATERWORKS #3083	LOS ANGELES	CA	110,063.56	110,063.56
1529	FIELDS OUTDOOR ADVENTURES LLP	RUSHVILLE	IN	14,960.00	14,960.00
3422	FIRE PROTECTION PUBLICATIONS	STILLWATER	OK	1,062.50	1,062.50
13110	FIREHOSEDIRECT	MOORESVILLE	NC	212.97	212.97
12591	FIREQUICK PRODUCTS INC	INYOKERN	CA	1,437.72	1,437.72
1321	FIRST RESPONDER INSTITUTE, INC	ORO VALLEY	AZ	26,000.00	26,000.00
2384	FLEETPRIDE	DALLAS	TX	12,024.08	12,024.08
731	FLOWMSP INC	STREATOR	IL	2,800.00	2,800.00
229	FLYHIGHUSA, LLC	MUNFORDVILLE	KY	1,098.00	1,098.00
2596	FOLLETT CORPORATION	WESTCHESTER	IL	4,292.50	4,292.50
2467	FORESTRY SUPPLIERS INC	JACKSON	MS	3,205.11	3,205.11
2480	FORREST TIRE CO., INC.	CARLSBAD	NM	50,255.67	50,255.67
2502	FOX SCIENTIFIC, INC.	ALVARADO	TX	967.63	967.63
12896	FRIENDS OF THE LIVING DESERT	CARLSBAD	NM	26,150.83	26,150.83
12395	G. ALLEN PEREZ	CARLSBAD	NM	42.00	42.00
2639	GALE CENGAGE LEARNING	ATLANTA	GA	5,895.01	5,895.01
12960	GALLS LLC	CHICAGO	IL	35,372.07	35,372.07

City of Carlsbad  
YTD Vendor Summary  
July 2022 - April 2023

Vendor Number	Vendor Name	City	State	YTD Purchases	YTD Payments
10862	GAMETIME INC	FT PAYNE	AL	16,035.00	16,035.00
1380	GANIBI HOLDINGS LLC	SANTA YNEZ	CA	4,744.70	4,744.70
202	GARMIN SERVICES INC	YARMOUTH	ME	779.40	779.40
13355	GARRETT HENDREN	LAS CRUCES	NM	2,560.00	2,560.00
1410	GARY NIBLETT INC	SANTA FE	NM	16,800.00	16,800.00
2830	GAYLORD BROS.	SYRACUSE	NY	1,934.41	1,934.41
870	GCC SUN CITY MATERIALS LLC	EL PASO	TX	41,462.18	41,462.18
759	GEMPLER'S INC	JANESVILLE	WI	205.05	205.05
2846	GENERAL MAILING & SHIPPING SYSTEM INC	ALBUQUERQUE	NM	515.45	515.45
8928	GENERAL OPERATING FUND			1,012,474.85	1,012,474.85
14298	GEORGE PETERSON	ROSWELL	NM	644.00	644.00
1455	GEORGE U CASTRO	CARLSBAD	NM	3,298.35	3,298.35
12451	GERALD ANAYA	CARLSBAD	NM	520.00	520.00
14690	GERARD JAQUEZ	CARLSBAD	NM	982.35	982.35
11350	GLOBAL EQUIPMENT CO.,INC.	CHICAGO	IL	1,646.99	1,646.99
1248	GLOBAL TRADING, INC	MIAMI	FL	40,547.70	40,547.70
11242	GOLDEN WEST INDUSTRIAL	SIMI VALLEY	CA	588.20	588.20
2548	GOOD EARTH PRODUCTS, INC	HOLLYWOOD	FL	319.00	319.00
343	GOOD TIMES TSHIRT ORGANIZATION LLC	ALBUQUERQUE	NM	426.20	426.20
2932	GOPHER SPORT	OWATONNA	MN	1,971.14	1,971.14
2925	GOSERCO, INC.	MESA	AZ	7,226.44	7,226.44
2933	GRAINGER	KANSAS CITY	MO	106,267.01	106,267.01
331	GRAY MEDIA GROUP INC	ATLANTA	GA	2,440.00	2,440.00
2546	GREEN CLEAN WINDOW CLEANING	CARLSBAD	NM	1,076.13	1,076.13
2947	GREER CONSTRUCTION, INC.	CARLSBAD	NM	1,391,905.14	1,391,905.14
1537	GREY HOUSE PUBLISHING	AMENIA	NY	326.00	326.00
1324	GRIFFIN'S ELECTRIC, INC	CARLSBAD	NM	18,240.37	18,240.37
3021	GUY LUTMAN ENTERPRISES LLC	CARLSBAD	NM	5,553.73	5,553.73
3030	HACH COMPANY	CHICAGO	IL	4,426.86	4,426.86
723	HADRONEX INC.	ESCONDIDO	CA	19,274.00	19,274.00
10957	HALL ENVIRONMENTAL	ALBUQUERQUE	NM	3,863.41	3,863.41
3050	HALL MACHINE	CARLSBAD	NM	16,821.03	16,821.03
3060	HAMILTON ROOFING CO. INC.	CARLSBAD	NM	323,606.56	323,606.56
1310	HANNAH ORNELAS	CARLSBAD	NM	500.00	500.00
1480	HAROLD L PRUITT	HOBBS	NM	18,515.08	18,515.08
567	HARRELL'S LLC	LAKELAND	FL	22,740.20	22,740.20
548	HBSS CONNECT CORP	LOWELL	MA	21,077.26	21,077.26

City of Carlsbad  
YTD Vendor Summary  
July 2022 - April 2023

Vendor Number	Vendor Name	City	State	YTD Purchases	YTD Payments
4806	HEARST NEWSPAPER II, LLC	PRESCOTT	AZ	1,350.00	1,350.00
11080	HEARST PROPERTIES	ALBUQUERQUE	NM	3,542.67	3,542.67
11079	HEIL OF TEXAS	IRVING	TX	20,079.80	20,079.80
1366	HEIMAN, INC	SIOUX FALLS	SD	2,229.75	2,229.75
3140	HELENA AGRI-ENTERPRISES	DALLAS	TX	21,448.50	21,448.50
15753	HENRY J CASTANEDA	CARLSBAD	NM	1,166.00	1,166.00
10412	HENRY MORGAN	CARLSBAD	NM	53.53	53.53
12759	HERMAN SHORTY	TUBA CITY	AZ	1,700.00	1,700.00
3159	HI LINE CO	DALLAS	TX	20,109.82	20,109.82
11680	HINKLE + LANDERS, PC	ALBUQUERQUE	NM	83,564.75	83,564.75
3174	HINKLE SHANOR LLP	ROSWELL	NM	10,441.80	10,441.80
3198	HOBBS NEWS-SUN INC	HOBBS	NM	2,799.99	2,799.99
1354	HOLLINGER METAL EDGE, INC	FREDERICKSBURG	VA	1,577.31	1,577.31
491	HOLTZ INDUSTRIES INC	NEWARK	OH	2,178.83	2,178.83
1171	HOMELESS TRAINING INSTITUTE LLC	HENDERSONVILLE	TN	599.00	599.00
258	HORTON LAW FIRM LLC	CARLSBAD	NM	3,225.60	3,225.60
10726	HUB INTL INS SVCS INC	DALLAS	TX	213,955.08	213,955.08
799	HUTTON BROADCASTING LLC	SANTA FE	NM	5,430.79	5,430.79
8937	IBEW, LOCAL UNION #611	ALBUQUERQUE	NM	14,298.34	14,298.34
810	ICA RADIO LTD	DALLAS	TX	850.00	850.00
3408	IDEXX DISTRIBUTION INC.	ATLANTA	GA	10,609.78	10,609.78
3509	IMSA	ROCKLEDGE	FL	425.00	425.00
3451	INDUSTRIAL ELECTRIC MOTORS INC	CARLSBAD	NM	275.00	275.00
928	INDUSTRIAL PRODUCTS MFG INC	SALT LAKE CITY	UT	5,512.50	5,512.50
351	INFORMATION PROTECTION SERVICES INC	ROSWELL	NM	2,468.67	2,468.67
3465	INGRAM LIBRARY SERVICES	ATLANTA	GA	14,627.47	14,627.47
1253	INGRAM PROFESSIONAL SERVICES, INC	HOBBS	NM	12,433.49	12,433.49
10158	INOUTBOARD.COM LLC	CHULA VISTA	CA	336.00	336.00
532	INSIGHT DIRECT USA INC	TEMPE	AZ	123.81	123.81
735	INSIGHT PUBLIC SECTOR	TEMPE	AZ	231,087.46	231,087.46
3486	IN-SITU, INC.	FORT COLLINS	CO	2,177.88	2,177.88
12685	INTAPOL INDUSTRIES INC	NEW YORK	NY	743.93	743.93
93	INTEGRATION & CONTROL SOLUTIONS LLC	ALBUQUERQUE	NM	931.02	931.02
10145	INTERNATIONAL BRONZE	FT MYERS	FL	3,998.00	3,998.00
3508	INTERNATIONAL INSTITUTE OF	RANCHO CUCAMONGA	CA	250.00	250.00
1489	INTERVIEW NOW, INC	ALAMEDA	CA	2,499.00	2,499.00
3500	IPR, LTD INC.	ALBUQUERQUE	NM	1,690,160.98	1,690,160.98

City of Carlsbad  
YTD Vendor Summary  
July 2022 - April 2023

Vendor Number	Vendor Name	City	State	YTD Purchases	YTD Payments
1323	IR PROMOS LLC	BARTLETT	TN	1,200.66	1,200.66
15634	ISAAC FLOREZ	CARLSBAD	NM	370.33	370.33
10947	ISAIAH HINOJOS	CARLSBAD	NM	20.00	20.00
9012	IVAN M ABELL	CARLSBAD	NM	289.50	289.50
1371	J & G ELECTRIC COMPANY, INC	ROSWELL	NM	6,113.88	6,113.88
3601	J & J PIPE & SUPPLY	CARLSBAD	NM	18,205.64	18,205.64
781	J J KELLER & ASSOCIATES INC	NEENAH	WI	143.68	143.68
541	J WAYNE BEVERS	ROSWELL	NM	19,673.65	19,673.65
10027	J&H SERVICES INC	ALBUQUERQUE	NM	168,866.79	168,866.79
3605	J.P. COOKE COMPANY	OMAHA	NE	178.30	178.30
1327	JACKSON SUPPLY LLC	DENTON	TX	2,255.90	2,255.90
10533	JACOB DORADO	CARLSBAD	NM	286.18	286.18
13101	JACOB MARQUEZ	CARLSBAD	NM	220.00	220.00
5770	JAIME'S WELDING LLC	CARLSBAD	NM	31,625.02	31,625.02
102	JAKE THOMASON	WHITES CITY	NM	220.00	220.00
12449	JALYNN DOMINGUEZ	CARLSBAD	NM	500.00	500.00
266	JAMES C SAUNDERS	FRISCO	TX	5,973.91	5,973.91
3665	JAMES COOKE & HOBSON INC	ALBUQUERQUE	NM	50,340.35	50,340.35
1892	JAMES DEREK NEELD	CARLSBAD	NM	4,836.00	4,836.00
557	JAMES G EAGER	CARLSBAD	NM	80.50	80.50
3058	JAMES HAMILTON CONST. CO	SILVER CITY	NM	28,470.66	28,470.66
1126	JAMES HAMILTON CONSTR	SILVER CITY	NM	1,876.57	1,876.57
10361	JAMES LOGSDON	ARTESIA	NM	1,898.00	1,898.00
1359	JAMES R BRENNER	CROCKETT	TX	203.75	203.75
12861	JAMESON LUCAS	CARLSBAD	NM	18.00	18.00
13014	JANET S. DRAKE	CARLSBAD	NM	10,000.00	10,000.00
3626	JD CREATIONS	CARLSBAD	NM	950.00	950.00
12445	JEFF PATTERSON	CARLSBAD	NM	922.96	922.96
839	JEFFERSON REITER	CARLSBAD	NM	2,152.91	2,152.91
1161	JEFFERY C ESTRADA	CARLSBAD	NM	3,569.68	3,569.68
3675	JENKINS FURNITURE	CARLSBAD	NM	11,096.96	11,096.96
1036	JENKINS MARKETING CO LLC	ENGLEWOOD	CO	16,284.74	16,284.74
3729	JESSE PERRY	CARLSBAD	NM	906.35	906.35
11733	JESSE RAMIREZ	CARLSBAD	NM	155.00	155.00
1487	JESSIE MORENO	CARLSBAD	NM	5,448.91	5,448.91
14024	JESSIE RODRIGUEZ	CARLSBAD	NM	342.02	342.02
482	JESSIE WILLIAMS	ERA	TX	60,000.00	60,000.00

City of Carlsbad  
YTD Vendor Summary  
July 2022 - April 2023

Vendor Number	Vendor Name	City	State	YTD Purchases	YTD Payments
1047	JESUS MIGUEL URTEAGA	EL PASO	TX	1,028.36	1,028.36
1035	JESUS TORO MARTINEZ	SAN ANTONIO	TX	3,089.00	3,089.00
11439	JIM DEVLIN	CARLSBAD	NM	508.00	508.00
11585	JIM MYERS & SONS INC	CHARLOTTE	NC	2,500.00	2,500.00
8218	JIM WITT & ASSOCIATES	LOVING	NM	600.00	600.00
1119	JIMMY FUSON	CARLSBAD	NM	250.00	250.00
10498	JK AUTO & DIESEL LLC	CARLSBAD	NM	3,818.80	3,818.80
13449	JOANNE JAURE	CARLSBAD	NM	960.13	960.13
12884	JOEY LANDGRAF	CARLSBAD	NM	40.00	40.00
12028	JOHN BONNELL	CARLSBAD	NM	60.00	60.00
846	JOHN J PENNELL	ROSWELL	NM	139,343.80	139,343.80
14230	JOHN LOWE	CARLSBAD	NM	1,193.62	1,193.62
12942	JOHN M CARAWAY	CARLSBAD	NM	215.04	215.04
1550	JOHN M. CARAWAY	CARLSBAD	NM	4,764.25	4,764.25
15410	JOHN MAJERUS	CARLSBAD	NM	177.51	177.51
966	JOHN MICHAEL DAVIDSON	CARLSBAD	NM	500.00	500.00
15966	JOHN SNEATHEN	CARLSBAD	NM	672.00	672.00
3767	JOHNSTONE SUPPLY	ALBUQUERQUE	NM	3,744.13	3,744.13
8338	JONATHAN ALEXANDER MEZA	LOVINGTON	NM	1,667.66	1,667.66
828	JONATHAN CHANDLER	CARLSBAD	NM	9,033.86	9,033.86
12824	JONES & BARTLETT LEARNING	BOSTON	MA	2,671.11	2,671.11
1362	JORDEN THOMPSON	CARLSBAD	NM	172.03	172.03
655	JORY DOMINGUEZ	CARLSBAD	NM	1,000.00	1,000.00
566	JOSE E BENAVIDEZ	LOVING	NM	19,171.26	19,171.26
15653	JOSE M ORNELAS	CARLSBAD	NM	350.00	350.00
11788	JOSEPH FLOREZ	CARLSBAD	NM	18.00	18.00
329	JOSEPH HOUSER	CARLSBAD	NM	1,356.00	1,356.00
1021	JOSEPH ORTIZ	CARLSBAD	NM	2,876.16	2,876.16
1374	JOSEPH SIEBRASSE SR	AMARILLO	TX	3,400.00	3,400.00
1546	JOSEPH VELEZ	MARLTON	NJ	3,500.00	3,500.00
11909	JOSH MOORE	CARLSBAD	NM	1,173.66	1,795.66
13251	JOSHUA CALDER	CARLSBAD	NM	2,139.91	2,139.91
1515	JOSHUA CAMPBELL	CARLSBAD	NM	220.00	220.00
746	JOSHUA HOLUB	CARLSBAD	NM	400.00	400.00
1440	JUAN R. MONTOYA	ROSWELL	NM	2,692.71	2,692.71
1024	JUANITA F JOJOLA	CARLSBAD	NM	285.00	285.00
12710	JUDY BRAKEMAN	CARLSBAD	NM	60.00	60.00

City of Carlsbad  
YTD Vendor Summary  
July 2022 - April 2023

Vendor Number	Vendor Name	City	State	YTD Purchases	YTD Payments
569	JULIE CHESTER	LITHIA	FL	67,475.33	67,475.33
1413	JULIE FUENTES	CARLSBAD	NM	500.00	500.00
3800	JUSTICE SYSTEMS, INC.	ALBUQUERQUE	NM	6,830.31	6,830.31
11349	JUSTIN NORTHCUTT	CARLSBAD	NM	25,114.37	25,114.37
10764	JWC ENVIRONMENTAL LLC	LOS ANGELES	CA	11,062.20	11,062.20
3736	K & K ELECTRIC	CARLSBAD	NM	2,300.00	2,300.00
3869	K LOG	ZION	IL	1,300.05	1,300.05
3813	K W FUELS, INC.	HOBBS	NM	15,756.67	15,756.67
1524	KAITLYN ROBERTSON	CARLSBAD	NM	250.00	250.00
3818	KAM SECURITY & SOUND, INC	CARLSBAD	NM	3,184.46	3,184.46
3780	KANN MANUFACTURING CORP	DUBUQUE	IA	6,971.86	6,971.86
3541	KARS LLC	ROSWELL	NM	19,529.21	19,529.21
1468	KATHERINE A BARCO	ABUQUERQUE	NM	1,712.26	1,712.26
435	KATHLEEN DAVIS	CARLSBAD	NM	500.00	500.00
14153	KATHRYN PRELL	CARLSBAD	NM	206.25	206.25
13	KC SALES LLC	ARTESIA	NM	2,430.00	2,430.00
12615	KELLY SMYER	CARLSBAD	NM	622.00	622.00
14257	KENNETH AHRENS	CARLSBAD	NM	167.98	167.98
9139	KENNETH C. CASS	CARLSBAD	NM	101.28	101.28
1320	KEO FISH FARMS INC.	KEO	AR	15,750.00	15,750.00
572	KEVIN C GARNER	CARLSBAD	NM	4,623.40	4,623.40
304	KEYMAKE SOLUTIONS LLC	CARLSBAD	NM	4,026.83	4,026.83
849	KIRBY WHEELER	CARLSBAD	NM	507.00	579.00
1295	KNIGHTEN MACHINE & SERVICE, INC	ODESSA	TX	5,535.00	5,535.00
315	KNOX ASSOCIATES INC	PHOENIX	AZ	576.00	576.00
11081	KOB-TV,LLC; KOBR-TV;	DALLAS	TX	3,702.00	3,702.00
811	KOOL SNACKS LLC	NEWARK	NJ	4,465.80	4,465.80
3945	KRISTINA B HILLMER	CARLSBAD	NM	2,112.60	2,112.60
11075	KRQE TV, KASA TV, KBIM TV	DALLAS	TX	5,258.56	5,258.56
1398	KRYSTAL ROCHA	CARLSBAD	NM	500.00	500.00
348	KUULA LLC	BEVERLY HILLS	CA	230.40	230.40
13387	KWES TELEVISION LLC	ODESSA	TX	3,000.00	3,000.00
1027	L & F DISTRIBUTORS LLC	CORPUS CHRISTI	TX	22,002.70	22,002.70
11867	LA CUEVA PET CARE CENTER	CARLSBAD	NM	1,294.31	1,294.31
4011	LA TIENDA	CARLSBAD	NM	1,703.77	1,703.77
6867	LAKESIDE MEATS INC.	CARLSBAD	NM	266.36	266.36
1285	LARRY HARRIS	CARLSBAD	NM	644.00	644.00

City of Carlsbad  
YTD Vendor Summary  
July 2022 - April 2023

Vendor Number	Vendor Name	City	State	YTD Purchases	YTD Payments
4260	LASCO CONSTRUCTION	HOBBS	NM	314,811.35	71,822.81
4263	LASER TECHNOLOGY INC	CENTENNIAL	CO	253.50	253.50
1564	LATRICIA ASH	HOBBS	NM	328.09	328.09
1459	LAURA NAGLE	CARLSBAD	NM	500.00	500.00
1512	LAUREL ANNE CARRIER FEILMEIER	BAY ST LOUIS	MS	4,000.00	4,000.00
4310	LAWSON PRODUCTS INC	CHICAGO	IL	8,199.57	8,270.57
12885	LD SUPPLY LLC	ALBUQUERQUE	NM	4,165.38	4,165.38
11860	LEA COUNTY	HOBBS	NM	2,390.00	2,390.00
4340	LEA COUNTY ELEC COOP. INC	LOVINGTON	NM	136,969.37	136,969.37
10770	LEADSONLINE LLC	PLANO	TX	6,031.00	6,031.00
11518	LEATHAM FAMILY LLC	OGDEN	UT	4,193.25	4,193.25
10578	LEE WILSON & ASSOCIATES INC	SANTA FE	NM	4,086.35	4,086.35
1395	LEIGHS BAKERY	CARLSBAD	NM	563.72	563.72
204	LELAND'S INDUSTRIES LLC	GRANDVIEW	TX	3,885.00	3,885.00
7650	LEO T EVANS JR	CARLSBAD	NM	1,651.81	1,651.81
1280	LEVEL 3 FINANCING, INC	BROOMFIELD	CO	11,757.03	11,757.03
1454	LEXISNEXIS RISK SOLUTIONS FL INC	ALPHARETTA	GA	1,680.00	1,680.00
11185	LEXJET LLC	ATLANTA	GA	2,754.00	2,754.00
232	LIBRARICA LLC	DALLAS	TX	611.10	611.10
1386	LIBRARY JOURNALS, LLC	PLAIN CITY	OH	375.00	375.00
4439	LIBRARY STORE, INC.	TREMONT	IL	4,417.85	4,417.85
4359	LIFE ASSIST INC	RANCHO CORDOVA	CA	75,629.80	75,629.80
6906	LIGHTHOUSE UNIFORM INC	SEATTLE	WA	750.15	750.15
1343	LLANO CEMETERY ASSOCIATION, INC	AMARILLO	TX	4,235.00	4,235.00
10663	LMC SERVICES INC	CARLSBAD	NM	7,755.23	7,755.23
3875	LN CURTIS & SONS	WALNUT CREEK	CA	93,419.41	93,419.41
3406	LOGIN/IACP NET	BALTIMORE	MD	875.00	875.00
7101	LORI L HARGUES	CARLSBAD	NM	350.00	350.00
10593	LORRAINE MONTOYA	CARLSBAD	NM	20.00	20.00
1519	LOU WARD	CARLSBAD	NM	3,047.00	3,047.00
11214	LOUIS VASQUEZ	LUBBOCK	TX	392.92	392.92
12890	LOU'S GLOVES	BRIDGEVIEW	IL	1,314.00	1,314.00
4544	LOVINGTON DAILY LEADER	LOVINGTON	NM	60.00	60.00
958	LOWERY PROPERTY ADVISORS LLC	IRVING	TX	7,000.00	7,000.00
11815	LOWE'S	ATLANTA	GA	89,974.33	89,974.33
14032	LUPE ORNELAS	CARLSBAD	NM	16.95	16.95
12000	M & B MUFFLER SHOP	CARLSBAD	NM	911.40	911.40



City of Carlsbad  
YTD Vendor Summary  
July 2022 - April 2023

Vendor Number	Vendor Name	City	State	YTD Purchases	YTD Payments
704	MADALYN ARANDA	CARLSBAD	NM	500.00	500.00
4731	MAIL SERVICE CENTER	CARLSBAD	NM	2,956.64	2,956.64
346	MALLORY SAFETY & SUPPLY LLC	LONGVIEW	WA	5,880.12	5,880.12
1345	MANUEL H HOLGUIN	EL PASO	TX	627.68	627.68
4566	MAPLOGIC CORPORATION	WINTER PARK	FL	500.00	500.00
1504	MARCELO PAULIK	CLOUDCROFT	NM	69.78	69.78
1573	MARIA BRITO	CARLSBAD	NM	66.91	66.91
1538	MARIA M. LOPEZ	CARLSBAD	NM	2,488.03	2,488.03
1046	MARIO GONZALEZ SANTILLAN	CARLSBAD	NM	2,246.61	2,246.61
487	MARIO ROCHA	CARLSBAD	NM	133.24	133.24
1498	MARISA CAZARES	CARLSBAD	NM	500.00	500.00
11812	MARISCAL ELECTRICAL SERVICES, LLC	ARTESIA	NM	95,961.01	95,961.01
861	MARJANOVIC LAW LLC	ALBUQUERQUE	NM	21,547.71	21,547.71
10532	MARK JOHNSON	CARLSBAD	NM	155.00	155.00
9474	MARK MORENO	CARLSBAD	NM	622.00	622.00
1493	MARRS GRIEBEL LAW, LTD.	ALBUQUERQUE	NM	36,241.25	36,241.25
10948	MARY GARWOOD	CARLSBAD	NM	1,269.23	1,269.23
12649	MASEK ROCKY MTN GOLF CARS	ALBUQUERQUE	NM	41,112.78	41,112.78
4779	MASTER LUBE INC	CARLSBAD	NM	8,617.81	8,617.81
1391	MASTERGRIP INC	IRVING	TX	1,409.50	1,409.50
1502	MATTHEW MURRAY DAY	LUBBOCK	TX	87.00	87.00
11452	MATTHEW WHITE	CARLSBAD	NM	95.29	95.29
451	MAXIMUM SPLASH LLC	PEORIA	AZ	2,733.27	2,733.27
1394	MB APPRAISAL COMPANY	RUIDOSO	NM	4,332.50	4,332.50
4759	MCCOYS LUMBER	CARLSBAD	NM	19,435.79	19,435.79
4764	MCGEE CO	DENVER	CO	200.00	200.00
11417	MDN SURVEYING LLC	CARLSBAD	NM	8,240.29	8,240.29
1309	MEDICAL AIR SERVICES ASSOCIATION, INC	PLANTATION	FL	33,785.00	33,785.00
5631	MEDTECH FORENSICS INC	TALLAHASSEE	FL	562.50	562.50
11848	MEGA GRAPHICS & SIGNS	CARLSBAD	NM	770.00	770.00
11484	MELISSA SALCIDO	CARLSBAD	NM	133.54	133.54
5249	MELLOY DODGE	ALBUQUERQUE	NM	84,117.00	84,117.00
4172	MENDEZ FOUNDATION	ATLANTA	GA	2,480.36	2,480.36
1355	MERAKAI LLC	SANTA BARBARA	CA	394.00	394.00
11928	MERCURY MEDICAL	CLEARWATER	FL	2,028.43	2,028.43
10061	METAL SHOP LIVE	CARLSBAD	NM	31,699.11	31,699.11
893	MH5500 LLC	CARLSBAD	NM	22,501.69	22,791.67

City of Carlsbad  
YTD Vendor Summary  
July 2022 - April 2023

Vendor Number	Vendor Name	City	State	YTD Purchases	YTD Payments
10117	MHQ OF NEW MEXICO	ALBUQUERQUE	NM	1,452.17	1,452.17
13448	MICAH ROBERTS	ARTESIA	NM	512.53	512.53
11978	MICHAEL (BRAD) HENSON	CARLSBAD	NM	806.48	806.48
1472	MICHAEL G. LIM	CARLSBAD	NM	352.67	352.67
931	MICHAEL GREEN	CHATTANOOGA	TN	5,805.13	5,805.13
1433	MICHAEL J LARAMORE	ARENAS VALLEY	NM	19,997.25	19,997.25
11851	MICHAEL TRUJILLO	CARLSBAD	NM	175.00	175.00
1303	MICHAEL W WOOD	CARLSBAD	NM	1,388.57	1,388.57
12486	MICHELE ROBERTSON	CARLSBAD	NM	3,480.50	3,480.50
13202	MIDWEST RADAR & EQUIPMENT	LAMAR	MO	1,680.00	1,680.00
4869	MIDWEST TAPE	CINCINNATI	OH	5,597.73	5,597.73
1534	MIGHTY WASH	LUBBOCK	TX	260.00	260.00
5218	MILLER ENGINEERS INC	ALBUQUERQUE	NM	587,915.61	594,778.45
1945	MILNER SPORTS LLC	MONUMENT	CO	3,491.22	3,491.22
11903	MILTON'S BREWING LLC	CARLSBAD	NM	2,351.62	2,351.62
4872	MINE SUPPLY	DALLAS	TX	8,891.23	8,891.23
388	MISSION COMMUNICATIONS LLC	NORCROSS	GA	23,562.60	23,562.60
10246	MITCHELL & CRUSE	CARLSBAD	NM	116,847.69	116,847.69
10647	MOBILE SAFETY & CONSULT	CARLSBAD	NM	2,570.22	2,570.22
4905	MODRALL SPERLING, ROEHL	ALBUQUERQUE	NM	17,134.57	17,134.57
9450	MOLZEN-CORBIN & ASSOC,INC	ALBUQUERQUE	NM	82,961.51	82,961.51
1315	MONICA HIGHTOWER	LUBBOCK	TX	2,100.00	2,100.00
670	MONTGOMERY & ANDREWS, P.A.	SANTA FE	NM	53,620.29	53,620.29
11555	MOON DOG PUBLISHING LLC	ALBUQUERQUE	NM	1,881.62	1,881.62
4917	MORALES UPHOLSTERY	CARLSBAD	NM	3,374.91	3,374.91
4935	MORRISON SUPPLY	DALLAS	TX	40,573.35	40,573.35
5009	MORROW, REARDON, MILLER,	ALBUQUERQUE	NM	29,911.40	29,911.40
4949	MOTOROLA INC	CHICAGO	IL	573,146.58	573,542.58
1428	MOUNTAIN PLAINS LIBRARY ASSOCIATION	LAKESWOOD	CO	75.00	75.00
4925	MSC INDUSTRIAL SUPPLY CO.	ST. LOUIS	MO	1,040.45	1,040.45
1365	MT LIBRARY SERVICES INC	PLAIN CITY	OH	2,559.36	2,559.36
4862	MTD INC-THE KID	LOVINGTON	NM	9,254.63	9,254.63
5424	MUNICIPAL EMERGENCY SRVC	SOUTHURY	CT	55,696.63	55,696.63
818	MUNISSION LLC	SAN JUAN	PR	11,727.00	11,727.00
4984	MURRILL ELECTRIC, LLC	CARLSBAD	NM	15,715.90	15,715.90
4587	MWI VETERINARY SUPPLY	DALLAS	TX	1,298.80	1,298.80
5757	MY-LOR, INC	DALLAS	GA	509.95	509.95

City of Carlsbad  
YTD Vendor Summary  
July 2022 - April 2023

Vendor Number	Vendor Name	City	State	YTD Purchases	YTD Payments
4997	MYRON CORP	BALTIMORE	MD	959.57	959.57
12913	N7 TACTICAL TRAINING LLC	CARLSBAD	NM	9,000.00	9,000.00
12340	NADINE MIRELES	CARLSBAD	NM	1,501.57	1,501.57
5120	NASRO INC.	HOOVER	AL	1,150.00	1,150.00
13315	NATHAN CHAVARRIA	CARLSBAD	NM	376.32	376.32
5137	NATIONAL BUSINESS FURNITURE	MILWAUKEE	WI	6,471.86	6,471.86
13366	NATIONAL INDUSTRIAL & SAFETY SUPPLY LLC	OLYMPIA	WA	13,794.16	13,794.16
5159	NATIONAL JUDGES ASSN	GLENDALE	OR	425.00	425.00
1545	NATIONAL SPELEOLOGICAL SOCIETY	HUNTSVILLE	AL	1,276.55	1,276.55
5029	NATIONAL TACTICAL OFFICERS ASSOCIATION	COLORADO SPR	CO	2,715.00	2,715.00
5191	NCH CORPORATION	IRVING	TX	202.95	202.95
1344	NETWORK CLOSING SERVICES, INC	ORLANDO	FL	1,050.00	1,050.00
5376	NEUMARK IRRIGATION	ALBUQUERQUE	NM	26,232.66	26,232.66
1331	NEW MEXICO ASSOCIATION OF COUNTIES 911	CARLSBAD	NM	150.00	150.00
896	NEW MEXICO DEMOGRAPHIC RESEARCH LLC	ROSWELL	NM	18,712.52	18,712.52
5491	NEW MEXICO FIRE CHIEFS ASSOCIATION	SANTA FE	NM	100.00	100.00
5810	NEW MEXICO GAS CO. INC.	ALBUQUERQUE	NM	111,102.31	111,102.31
5483	NEW MEXICO MAGAZINE	SANTA FE	NM	63,621.40	63,621.40
6722	NEW MEXICO SECRETARY OF STATE	SANTA FE	NM	120.00	120.00
11750	NEW TRAVERTINE, INC.	BELEN	NM	8,364.00	8,364.00
71	NEXTREQUEST CO	SAN FRANCISCO	CA	17,654.03	17,654.03
2349	NFPA	AVON	MA	235.00	235.00
12419	NICHE ACADEMY LLC	LEHI	UT	47.00	47.00
5551	NICHOLS PRINTING, INC.	CARLSBAD	NM	24,243.00	24,243.00
5452	NM AIRPORT MANAGERS ASSOC	SANTA FE	NM	75.00	75.00
11650	NM ASSOC OF CHIEFS OF	SANTA FE	NM	250.00	250.00
5458	NM BOARD OF PHARMACY	ALBUQUERQUE	NM	150.00	150.00
8953	NM CHILD SUPPORT	ALBUQUERQUE	NM	38,886.72	38,886.72
5448	NM DEPT OF PUBLIC SAFETY	SANTA FE	NM	15.00	15.00
5470	NM EMS BUREAU	SANTA FE	NM	1,545.00	1,545.00
5462	NM ENERGY, MINERALS AND	SANTA FE	NM	1,500,000.00	1,500,000.00
5465	NM ENVIRONMENT DEPT.	CARLSBAD	NM	150.00	150.00
5471	NM FLOODPLAIN MANAGERS ASSOC	ROSWELL	NM	75.00	75.00
5467	NM JUNIOR COLLEGE	HOBBS	NM	17,617.75	17,617.75
12957	NM LAW ENFORCEMENT ACADEMY	SANTA FE	NM	130.00	130.00
5484	NM LIBRARY ASSOCIATION	ALBUQUERQUE	NM	430.00	430.00
5489	NM MUNICIPAL CLERKS AND	SANTA FE	NM	60.00	60.00

City of Carlsbad  
YTD Vendor Summary  
July 2022 - April 2023

Vendor Number	Vendor Name	City	State	YTD Purchases	YTD Payments
5493	NM MUNICIPAL COURT CLERKS	SANTA FE	NM	420.00	420.00
5494	NM MUNICIPAL JUDGES ASSN.	SANTA FE	NM	225.00	225.00
5499	NM MUNICIPAL LIBRARIANS ASSOCIATION	SANTA FE	NM	50.00	50.00
5536	NM ONE CALL SYSTEMS INC	ALBUQUERQUE	NM	9,388.00	9,388.00
5502	NM RECYCLING COALITION	SANTA FE	NM	480.00	480.00
8955	NM RETIREE HEALTH CARE	DALLAS	TX	859,002.94	859,002.94
5512	NM RURAL WATER ASSOC	ALBUQUERQUE	NM	1,366.00	1,366.00
5584	NM SELF INSURERS FUND	SANTA FE	NM	1,255,134.10	1,255,134.10
5497	NMML	SANTA FE	NM	77,145.00	77,145.00
5108	NMPTA	RIO RANCHO	NM	725.00	1,050.00
5511	NMRPA	LOS ALAMOS	NM	300.00	300.00
4998	NMSU-LAS CRUCES	LAS CRUCES	NM	60.00	60.00
5555	NMWWA	ESPANOLA	NM	3,421.00	3,421.00
5533	NMWWA - SE SECTION	ESPANOLA	NM	600.00	600.00
5546	NOAH'S ARK, INC.	CARLSBAD	NM	255,465.21	255,465.21
11266	NOALMARK BROADCASTING COR	HOBBS	NM	800.16	800.16
13213	NOREGON SYSTEMS INC	GREENSBORO	NC	540.00	540.00
5572	NORTHERN SAFETY CO.,INC.	UTICA	NY	1,749.86	1,749.86
10769	NORTHERN STATES	HAINES	AK	499.00	499.00
13398	NORTHERN TOOL & EQUIPMENT	BURNSVILLE	MN	18,284.31	18,284.31
1532	NOTHERN GIFTS INC	BLAINE	WA	481.75	481.75
13138	NUTRIEN AG SOLUTIONS	WALL LAKE	IA	15,440.55	15,440.55
5602	OCLC, INC	DENVER	CO	7,175.32	7,175.32
11090	ODESSA AMERICAN	MCALLEN	TX	9,155.00	9,155.00
5639	OFFICE DEPOT INC.	DALLAS	TX	21,519.59	21,519.59
11659	OHIO CHILD SUPPORT PYMT	COLUMBUS	OH	1,313.88	1,313.88
1363	OLGUINS INCORPORATED	EL PRADO	NM	254.61	254.61
9998	ONE TIME			34,851.09	34,851.09
9999	ONE TIME			10,130,617.13	10,130,567.13
218	OPPORTUNITYSPACE INC	BOSTON	MA	12,000.00	12,000.00
5668	OREILLY AUTO/FIRST CALL	SPRINGFIELD	MO	2,971.99	2,971.99
5693	ORIENTAL TRADING CO	OMAHA	NE	3,057.57	3,057.57
249	ORIGINAL WATERMEN	VISTA	CA	1,197.43	1,197.43
3017	ORLANDO GARZA	CARLSBAD	NM	394,644.09	394,644.09
11886	OTC BRANDS, INC.	DES MOINES	IA	1,659.36	1,659.36
1486	OTHRAM INC	THE WOODLANDS	TX	5,625.00	5,625.00
16080	OTIS WATER USERS CO-OP	CARLSBAD	NM	1,055.53	1,055.53

City of Carlsbad  
YTD Vendor Summary  
July 2022 - April 2023

Vendor Number	Vendor Name	City	State	YTD Purchases	YTD Payments
5715	OTTO ENVIRONMENTAL	CHARLOTTE	NC	70,880.00	70,880.00
10025	OVERDRIVE INC	CLEVELAND	OH	6,300.81	6,300.81
349	OXI FRESH OF SE NM LLC	ROSWELL	NM	2,986.00	2,986.00
488	P & M SOLUTIONS LLC	NORCROSS	GA	4,267.54	4,267.54
5761	PAPER DIRECT	MINNEAPOLIS	MN	469.92	469.92
1404	PAR WEST TURF SERVICES, INC	HUNTINGTON BEACH	CA	4,531.42	4,531.42
857	PARKER JOHNSON	CARLSBAD	NM	134.49	134.49
10714	PASTPERFECT SOFTWARE INC	EXTON	PA	432.00	432.00
935	PATHSOLUTIONS INC	SUNNYVALE	CA	5,776.50	5,776.50
1473	PATRCIA JACQUEZ	CARLSBAD	NM	500.00	500.00
5848	PATS PARTS & SVC, INC.	CARLSBAD	NM	6,744.72	6,744.72
1421	PATSY COLLINS JACKSON	LUBBOCK	TX	500.00	500.00
1411	PAUL B PULLEY	AMARILLO	TX	456.00	456.00
1414	PAULA LEE	CARLSBAD	NM	3,634.32	3,634.32
11734	PDS INC	EL PASO	TX	967.69	967.69
5729	PECOS VALLEY BROADCASTING CORP	ARTESIA	NM	9,889.74	9,889.74
5222	PECOS VALLEY CONSTRUCTION LLC	CARLSBAD	NM	6,451.25	6,451.25
5862	PECOS VALLEY EQUIPMENT CO	ARTESIA	NM	237.30	237.30
158	PELICANS LLC	FREDERICK	CO	5,735.80	5,735.80
5877	PENWORTHY	MILWAUKEE	WI	2,855.81	2,855.81
6924	PERFECT DESIGNS, LLC	CARLSBAD	NM	2,910.41	2,910.41
1271	PERRO GRANDE MANAGEMENT CORP.	SANTA FE	NM	3,189.80	3,189.80
5889	PETERSON'S WATER TREATMENT LLC	ALBUQUERQUE	NM	7,449.51	7,449.51
5882	PETES EQUIPMENT REPAIR, INC	ALBUQUERQUE	NM	17,721.68	17,721.68
68	PETSENSE	CARLSBAD	NM	3,028.40	3,028.40
5888	PETTES PLUMBING	CARLSBAD	NM	172.23	172.23
9005	PETTY CASH	CARLSBAD	NM	1,581.88	1,581.88
1350	PHIL LONG FORD OF RATON LLC	RATON	NM	424,001.00	424,001.00
5924	PHIL'S LANDSCAPING	CARLSBAD	NM	12,097.80	12,097.80
5954	PHOENIX PUMPS, INC	EL PASO	TX	1,240.00	1,240.00
1193	PICKLEBALL HOLDINGS LLC	KENT	WA	445.42	445.42
11872	PICO PROPANE AND FUELS	CARLSBAD	NM	15,468.30	15,468.30
12574	PILOT THOMAS LOGISTICS	DALLAS	TX	4,066.55	4,066.55
6541	PILOT THOMAS LOGISTICS, LLC	DALLAS	TX	2,406.90	2,406.90
5944	PIONEER EQUIPMENT INC	PHOENIX	AZ	166.65	166.65
10935	PIPESTONE EQUIPMENT LLC	GOLDEN	CO	31,215.03	31,215.03
5951	PIRANHA PROPELLER	JACKSON	CA	253.75	253.75

City of Carlsbad  
YTD Vendor Summary  
July 2022 - April 2023

Vendor Number	Vendor Name	City	State	YTD Purchases	YTD Payments
5938	PITNEY BOWES GLOBAL FINANCIAL SERVICES LLC	PITTSBURGH	PA	19,423.21	19,423.21
5950	PLAINS WELDING SUPPLY,INC	CARLSBAD	NM	14,381.85	14,381.85
5960	PLATEAU WIRELESS INC.	CLOVIS	NM	7,340.69	7,340.69
477	PNA CONSTRUCTION	CARLSBAD	NM	9,471.81	9,471.81
1199	PODIUMS DIRECT CO	CASA GRANDE	AZ	600.69	600.69
7331	POLICEONE.COM	FRISCO	TX	6,000.00	6,000.00
1279	POLY- TECH AMERICA LLC	CHESHIRE	CT	3,754.92	3,754.92
6007	POLYDYNE INC	ATLANTA	GA	38,817.00	38,817.00
5996	POSITIVE PROMOTIONS	HAUPPAUGE	NY	1,132.75	1,132.75
5972	POSTAL PROS, INC	CALDWELL	ID	102,454.65	102,454.65
9632	POSTMASTER	CARLSBAD	NM	398.00	398.00
11997	POWERDMS,INC	ORLANDO	FL	22,340.40	22,340.40
1292	PREMIER POOL MANAGEMENT LLC	LEWIS CENTER	OH	60.00	60.00
281	PRIME SOLUTION INC	OTSEGO	MI	6,521.72	6,521.72
1302	PRINE SYSTEMS, INC	JACKSONVILLE	FL	559.98	559.98
62	PROFESSIONAL AMBULANCE SALES & SERVICE LLC	COMANCHE	TX	5,900.45	5,900.45
5981	PROFORCE LAW ENFORCEMENT	PRESCOTT	AZ	5,456.92	5,456.92
6114	PROQUEST INFORMATION	CHICAGO	IL	1,224.34	1,224.34
8964	PROVIDENT LIFE & ACCIDENT	ALTANTA	GA	3,296.26	3,296.26
11077	PUBLIC SAFETY PSYCHOLOGICAL SERVICES	DEMING	NM	2,243.92	2,243.92
12603	PUBLIC SAFETY PSYCHOLOGY	ALBUQUERQUE	NM	5,594.88	5,594.88
12174	PULLTARPS MFG	EL CAJON	CA	7,140.75	7,140.75
5032	PURE OPERATIONS, LLC	LAS CRUCES	NM	51,946.12	51,946.12
6097	PVT	ARTESIA	NM	32,552.72	32,552.72
6130	QA BALANCE SERVICES, INC.	AURORA	CO	1,474.81	1,474.81
1325	QSR INTERNATIONAL (AMERICAS), INC	BURLINGTON	MA	2,247.00	2,247.00
678	QUADIENT LEASING USA INC	MILFORD	CT	752.16	752.16
11899	QUALITY JANITORIAL LLC	HAGERMAN	NM	28,929.64	28,929.64
11318	QUALITY TOWING	CARLSBAD	NM	8,167.05	8,167.05
1495	QUARTZ LAMPS INC	FAIRFIELD	OH	255.00	255.00
1571	QUAY DOMINGUEZ	CARLSBAD	NM	597.87	597.87
6164	QUEST DIAGNOSTICS	ATLANTA	GA	9,178.29	9,178.29
6168	QUILL OFFICE PRODUCTS	FRAMINGHAM	MA	25,362.39	25,362.39
6198	R & R PRODUCTS, INC.	TUCSON	AZ	11,722.12	11,722.12
10097	R & R SURVEYING, LLC	CARLSBAD	NM	2,051.73	2,051.73
179	R&J BAILEY LLC	CARLSBAD	NM	800.94	800.94
1543	RANDALL THOMAS	CARLSBAD	NM	71.84	71.84

City of Carlsbad  
YTD Vendor Summary  
July 2022 - April 2023

Vendor Number	Vendor Name	City	State	YTD Purchases	YTD Payments
14489	RANDY GALINDO	CARLSBAD	NM	80.00	80.00
914	RANDY M AUTIO	ALBUQUERQUE	NM	970.88	970.88
1381	RAPCO INDUSTRIES, INC	VANCOUVER	WA	291.28	291.28
11291	RAPID MARINE FUELS LLC	DEER PARK	TX	590.00	590.00
1020	RATTLESNAKE CUSTOMS LLC	CARLSBAD	NM	729.18	729.18
1416	RAUL GUILLEN	EL PASO	TX	95.00	95.00
6319	RAY ALLEN MANUFACTURING LLC	COLORADO SPRINGS	CO	2,186.46	2,186.46
6228	RED BUD SUPPLY INC	BELMONT	MS	1,920.76	1,920.76
13308	RED CHIMNEY BAR B QUE LLC	CARLSBAD	NM	409.00	409.00
12797	RED ROCKET MEDIA LLC	LAS VEGAS	NV	57,886.49	57,886.49
12204	RELIANCE STANDARD	CAROL STREAM	IL	144,397.56	144,397.56
1029	REPUBLIC NATIONAL DISTRIBUTING CO	ALBUQUERQUE	NM	4,595.94	4,595.94
525	RETAILER SOLUTIONS CO LLC	CARROLLTON	TX	459.48	459.48
636	REYES LARA EL AGAVE LLC	CARLSBAD	NM	1,057.00	1,057.00
1357	RHONE TOLBERT PRATHER	EDMOND	OK	1,935.38	1,935.38
2472	RICH FORD	ALBUQUERQUE	NM	14,920.80	14,970.12
9580	RICHARD AGUILAR	CARLSBAD	NM	773.00	773.00
11146	RICHARD CAGE	CARLSBAD	NM	428.00	428.00
820	RICHARD G FLEMING	CARLSBAD	NM	3,500.04	3,500.04
10597	RICHARD RAMIREZ	ROSWELL	NM	1,312.00	1,312.00
1397	RICHARD V MENDEZ	CARLSBAD	NM	500.00	500.00
716	RJ BORDER INTERNATIONAL	EL PASO	TX	1,004.60	1,004.60
12573	ROADRUNNER TOOLS LLC	LAKE ARTHUR	NM	2,451.80	2,451.80
129	ROBERT A ESCOBEDO	CARLSBAD	NM	1,075.20	1,075.20
9168	ROBERT CASTILLO	CARLSBAD	NM	394.00	394.00
14594	ROBERT TRAUTNER	CARLSBAD	NM	1,377.70	1,519.30
1328	ROBERT ZACH DOWNEN	CARLSBAD	NM	11,752.66	11,752.66
6348	ROBERTS TRUCK CENTER OF	ALBUQUERQUE	NM	4,438.67	4,438.67
12600	ROCIO ESPINO MARTINEZ	CARLSBAD	NM	500.00	500.00
6447	ROCKY MOUNTAIN INFORMATION NETWORK INC	PHOENIX	AZ	250.00	250.00
6454	ROCKY MOUNTAIN SUPPLY	ALAMOGORDO	NM	1,767.63	1,767.63
5633	ROEDA INC	LYNWOOD	IL	5,958.07	5,958.07
1002	ROGER CLEVELAND GOLF CO. INC.	HUNTINGTON BEACH	CA	36,289.22	36,289.22
10705	ROGUE FITNESS	COLUMBUS	OH	2,319.42	2,319.42
10803	ROLAND ROY	CARLSBAD	NM	162.85	162.85
246	ROLFSON OIL LLC	GRAPEVINE	TX	63,367.08	66,886.98
15718	RORY CASTANEDA	CARLSBAD	NM	173.00	173.00

City of Carlsbad  
YTD Vendor Summary  
July 2022 - April 2023

Vendor Number	Vendor Name	City	State	YTD Purchases	YTD Payments
6478	ROSWELL DAILY RECORD INC	ROSWELL	NM	781.79	781.79
1297	ROTARY INTERNATIONAL- CARLSBAD ROTARY CLUB	CARLSBAD	NM	820.00	820.00
12554	RUDY VALLEJO	LUBBOCK	TX	400.00	400.00
6510	RUSH TRUCK CENTERS	DECATUR	AL	62,433.60	62,433.60
1496	RYAN BLUE	CARLSBAD	NM	240.00	240.00
1286	RYAN CAPPS	LOVINGTON	NM	485.00	485.00
1382	RYAN ECHAVARRIA	CARLSBAD	NM	750.00	750.00
1516	RYAN KINNKIN	CARLSBAD	NM	517.69	517.69
13215	S & S WORLDWIDE INC	BOSTON	MA	321.51	321.51
1485	SABRINA ANN ESCOBAR	CARLSBAD	NM	500.00	500.00
1426	SAFE HAVEN BABY BOXES	WOODBURN	IN	12,750.00	12,750.00
6620	SAFETY KLEEN CORP.	DALLAS	TX	3,810.32	3,810.32
952	SAFEWARE INC.	LANHAM	MD	5,026.16	5,026.16
1548	SALVADOR MARTINEZ	CARLSBAD	NM	500.00	500.00
946	SAMBA HOLDINGS INC	PASADENA	CA	208.44	208.44
1522	SAMSARA INC	SAN FRANCISCO	CA	39,970.40	39,970.40
14297	SAMUEL A RIVERA	CARLSBAD	NM	1,368.86	1,368.86
9199	SAMUEL DORADO	CARLSBAD	NM	191.00	191.00
12976	SAMUEL M SOTO III	CARLSBAD	NM	636.23	636.23
6642	SAN BAR CONSTRUCTION CORP	ALBUQUERQUE	NM	36,328.60	36,328.60
212	SANDIA OFFICE SUPPLY INC	ALBUQUERQUE	NM	1,094.21	1,094.21
12965	SANDRA BARLEY	HOPE	NM	20.00	20.00
9796	SANDY GONZALEZ	CARLSBAD	NM	42.00	42.00
1507	SARAH A CARBAJAL- ANAYA	CARLSBAD	NM	500.00	500.00
1451	SARAH JIMENEZ	CARLSBAD	NM	500.00	500.00
6770	SBWFA	RUIDOSO	NM	600.00	600.00
549	SCADA ACCESS INC	SHREVEPORT	LA	72.00	72.00
1453	SCHAUMBURG TOWNSHIP DISTRICT LIBRARY	SCHAUMBURG	IL	13.99	13.99
1361	SCHOOL HEALTH	ROLLING MEADOWS	IL	319.90	319.90
11661	SCOTT AERATOR COMPANY LLC	HOLLAND	MI	3,234.60	3,234.60
9427	SCOTT MAXWELL	CARLSBAD	NM	6,052.00	6,052.00
1467	SCOTT SPIEWAK	FORT LEE	NJ	570.00	570.00
6699	SCOTTS LANDSCAPING INC	CARLSBAD	NM	5,869.72	5,869.72
1443	SEIFERT GRAPHICS, INC	ORISKANY	NY	571.50	571.50
11810	SEPI MARKETING	DEERFIELD BEACH	FL	1,498.00	1,498.00
11469	SERGIO MALDONADO	ARTESIA	NM	384.00	384.00
14048	SERGIO RAMOS	CARLSBAD	NM	797.00	797.00



City of Carlsbad  
YTD Vendor Summary  
July 2022 - April 2023

Vendor Number	Vendor Name	City	State	YTD Purchases	YTD Payments
13444	SERGIO RODRIGUEZ	EL PASO	TX	40.00	40.00
1198	SERINA NELSON	CARLSBAD	NM	387.50	387.50
6729	SETON IDENTIFICATION PRODUCTS	WILLIAMSVILLE	NY	850.97	850.97
12084	SHALOM TRAILERS, INC	CARLSBAD	NM	1,275.63	1,275.63
1460	SHANE STEGALL	CARLSBAD	NM	64.49	64.49
6739	SHARNET CORP.	HOBBS	NM	245.38	245.38
1177	SHARON D WRIGHT	CARLSBAD	NM	2,160.00	2,160.00
6742	SHARP ELECTRONICS CORP	MONTVALE	NJ	42,984.81	42,984.81
1370	SHAWN MCCARTY	CARLSBAD	NM	1,350.00	1,350.00
1407	SHAY GREGORY	CARLSBAD	NM	9,546.46	9,546.46
6760	SHERWIN-WILLIAMS	CARLSBAD	NM	20,517.94	20,517.94
6533	SHIFT CALENDARS, INC	COVINA	CA	486.16	486.16
6794	SHORTHORN LITTLE LEAGE	CARLSBAD	NM	25,520.00	25,520.00
234	SHORT'S WRECKER SERVICES LLC	CARLSBAD	NM	1,202.72	1,202.72
10927	SIAS PLUMBING	CARLSBAD	NM	1,666.57	1,666.57
5252	SIDDONS-MARTIN EMERGENCY GROUP	DALLAS	TX	990,652.25	990,652.25
1174	SIGNAGE SERVICES LLC	CANTON	MI	17,360.00	17,360.00
12881	SIGNALSCAPE INC	CARY	NC	10,773.41	10,773.41
825	SIGNATURE PROMOTIONAL GROUP	ORLANDO	FL	445.00	445.00
1376	SILVERIO FRANCO SAIZ	CARLSBAD	NM	500.00	500.00
6800	SIRCHIE	YOUNGSVILLE	NC	1,766.41	1,766.41
6696	SITES SOUTHWEST LTD., CO	ALBUQUERQUE	NM	14,203.90	14,203.90
10531	SLATE GROUP	LUBBOCK	TX	1,495.52	1,495.52
1201	SMARTFORCE TECHNOLOGIES INC	GREENWOOD VILLAGE	CO	16,980.00	16,980.00
13280	SMITH & PHELPS ENTERPRISES	CARLSBAD	NM	3,179.50	3,179.50
6873	SMITH ENGINEERING INC.	ROSWELL	NM	177,855.17	177,855.17
6884	SNMCAC CORPORATION	CARLSBAD	NM	15,000.00	15,000.00
639	SNO YO KING & CREAM INC	CARLSBAD	NM	834.21	834.21
11793	SOLARWINDS INC	AUSTIN	TX	452.11	452.11
1513	SOLINST CANADA LTD	GEORGETOWN	ON	2,390.01	2,390.01
1558	SONDER CRANE & INDUSTRIAL LLC	ALBUQUERQUE	NM	4,549.46	4,549.46
1569	SONETICS CORPORATION	LAKE OSWEGO	OR	341.83	341.83
7323	SONICLEAR TRIO SYSTEMS LLC	PASADENA	CA	5,670.00	5,670.00
951	SONJA DURAN	CARLSBAD	NM	11,369.07	11,369.07
6980	SOUTH COUNTRY GREENHOUSE	CARLSBAD	NM	19,388.00	19,388.00
1349	SOUTH PLAINS FORENSIC PATHOLOGY, P. A.	LUBBOCK	TX	1,800.00	1,800.00
6990	SOUTHEAST READY MIX, INC.	CARLSBAD	NM	8,889.98	8,889.98

City of Carlsbad  
YTD Vendor Summary  
July 2022 - April 2023

Vendor Number	Vendor Name	City	State	YTD Purchases	YTD Payments
7000	SOUTHEASTERN NM ECONOMIC	ROSWELL	NM	12,641.00	12,641.00
997	SOUTHERN GLAZER'S WINE & SPIRITS	ALBUQUERQUE	NM	11,324.75	11,324.75
1300	SOUTHERN OKLAHOMA LIBRARY SYSTEMS	ARDMORE	OK	30.00	30.00
1074	SOUTHERN TIRE MART	COLUMBIA	MS	706.56	706.56
366	SOUTHERN TIRE MART LLC	COLUMBIA	MS	69,613.44	69,613.44
7060	SOUTHWEST BODY & TOWING INC	ARTESIA	NM	2,137.66	2,137.66
60	SOUTHWEST ENVIRONMENTAL LLC	CARLSBAD	NM	143,196.80	143,196.80
8823	SOUTHWEST FIRST AID AND	EL PASO	TX	255.73	255.73
7088	SOUTHWEST LP GAS CO	CARLSBAD	NM	740.81	740.81
7093	SOUTHWEST PHARMACY	CARLSBAD	NM	30,274.32	30,274.32
11429	SOUTHWEST TRAINING CONSULTANTS LLC	ALGODONES	NM	25,666.25	25,666.25
7082	SOUTHWESTERN EQUIPMENT CO	JUSTIN	TX	53,488.15	53,488.15
7145	SPARKS OFFICE SUPPLY, INC	CARLSBAD	NM	87,061.31	87,061.31
1252	SPARTA 2002 DESIGNS & PROMOTIONS INC	LASALLE, QUEBEC		2,380.00	2,380.00
1223	SPECIALIST ID INC	DORAL	FL	172.00	172.00
7162	SPECIALTY COMMUNICATIONS	ALBUQUERQUE	NM	13,131.59	15,421.76
899	SPECIALTY PUBLICATIONS OF MICHIGAN LLC	WALLED LAKE	MI	6,500.00	6,500.00
7164	SPORT CENTER	CARLSBAD	NM	2,210.00	2,210.00
1494	SPORTS FACILITIES GROUP, INC.	RIVERSIDE	CA	302.84	302.84
7168	SPRINGTIME CLEANING SVCS	CARLSBAD	NM	9,866.40	9,866.40
734	STAPLES INC	FRAMINGHAM	MA	1,842.66	1,842.66
1278	STARR JANITORIAL, INC	ROSWELL	NM	292.52	292.52
1499	STARR MAINEZ	CARLSBAD	NM	500.00	500.00
13216	STATE BAR OF NEW MEXICO	ALBUQUERQUE	NM	440.00	440.00
13370	STATE DISBURSEMENT UNIT	CAROL STREAM	IL	4,994.16	4,994.16
1542	STATE OF NEW MEXICO	SANTA FE	NM	100.00	100.00
104	STATE OF NM	SANTA FE	NM	1,300.00	1,300.00
7216	STATE OF NM COMMISSIONER	SANTA FE	NM	34,826.96	34,826.96
10184	STELLAR INC	CARLSBAD	NM	50,415.65	50,415.65
12969	STEPHEN MUNROE	CARLSBAD	NM	507.00	507.00
7220	STERICYCLE, INC.	CAROL STREAM	IL	1,655.91	1,655.91
13145	STEVEN V MCCUTCHEON	CARLSBAD	NM	5,918.26	5,918.26
697	STEVENS WATER MONITORING SYSTEMS INC	PORTLAND	OR	1,188.00	1,188.00
7229	STONYS PAINT & BODY	CARLSBAD	NM	4,435.80	4,435.80
812	STRATEGIES 360 INC	SEATTLE	WA	53,085.36	53,085.36
5300	STRYKER SALES CORPORATION	CHICAGO	IL	6,881.80	6,881.80
1015	SUN COUNTRY AMATEUR GOLF ASSOC	RIO RANCHO	NM	2,040.00	2,040.00

City of Carlsbad  
YTD Vendor Summary  
July 2022 - April 2023

Vendor Number	Vendor Name	City	State	YTD Purchases	YTD Payments
10207	SUNSTONE PRESS	SANTA FE	NM	96.70	96.70
1481	SUPER VACUUM MANUFACTURING CO, INC	FORT COLLINS	CO	1,954.47	1,954.47
6971	SWANK MOTION PICTURES INC	CHICAGO	IL	1,890.00	1,890.00
1429	SWIPPER DESIGNS LLC	LAKE ARTHUR	NM	1,200.00	1,200.00
822	SWISSPHONE LLC	WINDSOR	CO	2,421.96	2,421.96
485	SYSAID TECHNOLOGIES INC	NEWTON	MA	5,456.00	5,456.00
241	SYSTEMS TECHNOLOGY GROUP INC	PHOENIX	AZ	695.00	695.00
11267	TADDY HEALTHCARE SVCS LLC	CARLSBAD	NM	11,337.17	11,337.17
568	TAMY SHAW	CARLSBAD	NM	500.00	500.00
5281	TARGET SOLUTIONS LEARNING LLC	TAMPA	FL	6,565.90	6,565.90
7326	TARRANT COUNTY COLLEGE	FT. WORTH	TX	1,920.00	1,920.00
7135	TATE BRANCH	CARLSBAD	NM	38,877.23	38,877.23
1238	TATTOO GOLF	BURBANK	CA	10,662.20	10,662.20
7340	TAXATION & REVENUE DEPT.	SANTA FE	NM	6,905.48	6,905.48
8983	TAXATION & REVENUE DEPT.			6,144.70	6,144.70
813	TAYLOR MADE GOLF COMPANY	CARLSBAD	CA	99,033.80	99,033.80
10981	TDS	PALATINE	IL	26,237.70	26,237.70
12778	TECHNOLGIES CDWARE INC	CANADA		23,120.00	23,120.00
11114	TED CORDOVA	CARLSBAD	NM	711.92	711.92
11348	TEINERT METALS, INC.	LUBBOCK	TX	1,856.69	1,856.69
570	TELECURVE LLC	LAKEWOODM	NJ	745.00	745.00
13375	TELEFLEX LLC	ATLANTA	GA	7,709.50	7,709.50
1330	TEOFILO A LEYVA	CARLSBAD	NM	500.00	500.00
1291	TEOFILO LEON LEYVA	CARLSBAD	NM	5,000.00	5,000.00
12932	TERRY MATHIS	CARLSBAD	NM	10.00	10.00
7390	TERRYBERRY	GRAND RAPIDS	MI	603.71	603.71
7395	TESSCO, INC	ATLANTA	GA	1,320.51	1,320.51
1312	TEXAS WOMAN'S UNIVERSITY	DENTON	TX	60.00	60.00
7322	TGO TECHNOLOGIES INC	SANTA ROSA	CA	7,009.00	7,009.00
11465	THE ALL ABOUT NETWORK LLC	WINTER PARK	FL	1,191.00	1,191.00
1383	THE ASSOCIATION FOR RURAL & SMALL LIBRARIES	SEATTLE	WA	150.00	150.00
1547	THE FORD HOUSE, LLC	ROSWELL	NM	5,945.30	5,945.30
2625	THE GARDEN MART, INC.	CARLSBAD	NM	167,425.52	167,425.52
7466	THE GPS STORE, INC	OCEAN ISLE B	NC	736.94	736.94
803	THE GRANT PLANT INC	ALBUQUERQUE	NM	47,255.39	47,255.39
54	THE HEIL CO	ATLANTA	GA	2,324.12	2,324.12
1195	THE MAN PAN LLC	MCMURRAY	PA	1,530.22	1,530.22

City of Carlsbad  
YTD Vendor Summary  
July 2022 - April 2023

Vendor Number	Vendor Name	City	State	YTD Purchases	YTD Payments
1482	THE MANITOWOC COMPANY, INC.	MILWAUKEE	WI	1,529.65	1,529.65
515	THE NATIONAL GUITAR MUSEUM LLC	NEW YORK	NY	6,000.00	6,000.00
6651	THE NEW MEXICAN INC	SANTA FE	NM	8,229.85	8,229.85
1017	THE PARTY PLACE NM LLC	CARLSBAD	NM	184.00	184.00
5935	THE PIN CENTER	LAS VEGAS	NV	505.00	505.00
7431	THE SUPPLY CACHE	FORT COLLINS	CO	7,394.78	7,394.78
8089	THE WATER WORKS INC	CARLSBAD	NM	14,262.82	14,437.82
1579	THEODORE BARELA	LOVING	NM	42.00	42.00
7482	THERMAL SCIENTIFIC, INC	MANSFIELD	TX	7,196.21	7,196.21
1392	THIRD GEN LLC	EL PASO	TX	10,045.40	10,045.40
7345	THIRTEEN TWENTY LLC	ARTESIA	NM	41,072.43	41,072.43
7533	THOMSON-WEST	CAROL STREAM	IL	17,977.00	17,977.00
11707	THUNDER RUN CONCRETE LLC	CARLSBAD	NM	9,860.56	9,860.56
596	TIFFANY SHIRLEY	CARLSBAD	NM	623.62	623.62
12955	TIM NYCE	CARLSBAD	NM	40.00	40.00
7549	TIMEMARK INC.	SALEM	OR	1,135.04	1,135.04
9835	TINA DORADO	CARLSBAD	NM	40.00	40.00
6914	TITAN MACHINERY INC	WEST FARGO	ND	913.54	913.54
7500	TK ELEVATOR CORPORATION	CAROL STREAM	IL	6,543.53	6,543.53
1032	TK, LLC	CARLSBAD	NM	6,413.11	6,413.11
1208	T-MOBILE USA INC	CINCINNATI	OH	823.39	823.39
7442	TNT REFRIGERATION LLC	CARLSBAD	NM	323.10	323.10
12696	TOBY AUSTIN	CARLSBAD	NM	620.00	620.00
1282	TONY D CROWDER	HOBBS	NM	1,568.00	1,568.00
171	TONY SOUZA	ROSWELL	NM	40.00	40.00
1251	TORI HIGHTOWER	CARLSBAD	NM	2,049.34	2,049.34
7311	TORO NATIONAL SUPPORT	ABILENE	TX	2,409.00	2,409.00
1520	TRAKA USA, LLC	ORLANDO	FL	248.00	248.00
1340	TRANS/AIR MANUFACTURING CORPORATION	DALLASTOWN	PA	57.13	57.13
10230	TRANSUNION RISK &	DALLAS	TX	2,151.94	2,151.94
10129	TRAVEL HOST OF WEST TEXAS	LUBBOCK	TX	1,200.00	1,200.00
732	TRAVIS J BRUNS	CARLSBAD	NM	553.48	553.48
1326	TREND BUILDERS LLC	CARLSBAD	NM	35,083.12	35,083.12
1419	TRESHAWN ROWE	EL PASO	TX	88.89	88.89
1179	TREVOR FRAY	CARLSBAD	NM	500.00	500.00
1497	TRINIDAD MALONE	ARTESIA	NM	288.39	288.39
210	TRI-TECH FORENSICS INC	LELAND	NC	13,337.99	13,337.99

City of Carlsbad  
YTD Vendor Summary  
July 2022 - April 2023

Vendor Number	Vendor Name	City	State	YTD Purchases	YTD Payments
847	TROJAN TECHNOLOGIES GROUP ULC	LONDON, ONTARIO		31,587.40	31,587.40
1469	TRUELITE TRACE INC	SAN JOSE	CA	2,816.00	2,816.00
13404	TUMBLEWEED PRESS INC	TORONTO	ON	1,677.90	1,677.90
12506	TURNER BURKE HEADRICK	ARTESIA	NM	259.51	259.51
1264	TWO ROSES SALON 1 INC	HUNTSVILLE	TX	3,590.00	3,590.00
13177	TYLER BARKER	CARLSBAD	NM	55.00	204.00
12393	TYLER TECHNOLOGIES INC	DALLAS	TX	460,378.98	470,378.98
7607	ULINE INC.	PLEASANT PRAIRIE	WI	43,573.12	43,573.12
7610	ULTRA CLEAN CARPET &	CARLSBAD	NM	110,752.13	110,752.13
7667	UNITED SALT CORPORATION	LAFAYETTE	LA	2,592.93	2,592.93
1346	UNITED STATES LIABILITY INSURANCE COMPANY	WAYNE	PA	2,121.00	2,121.00
8939	UNITED STEEL WORKERS	PITTSBURGH	PA	97,668.74	97,668.74
8987	UNITED WAY	CARLSBAD	NM	7,939.10	7,939.10
771	UNIVERSAL AG LLC	LENORAH	TX	2,400.00	2,400.00
7705	UNIVERSAL BEARING & CHAIN	CARLSBAD	NM	1,307.29	1,307.29
1561	UNIVERSAL INVESTIGATION SERVICES LLC	ALBUQUERQUE	NM	967.69	967.69
7723	UNIVERSITY PRODUCTS, INC.	HOLYOKE	MA	4,122.13	4,122.13
7615	UNM-JUDICIAL EDUC. CENTER	ALBUQUERQUE	NM	19,053.00	19,053.00
10050	URBAN RESTORATION GROUP	GLENDALE	CA	890.50	890.50
7624	USA BLUE BOOK	WAUKEGAN	IL	24,113.79	24,113.79
7671	USPS-NEOPOST POC	CAROL STREAM	IL	4,500.00	4,500.00
10118	VANGARD WIRELESS LLC	ALEXANDRIA	VA	711.26	711.26
186	VAST DATA CONCEPTS LLC	KUTZTOWN	PA	5,988.00	5,988.00
300	VENDNOVATION LLC	RICHMOND	WA	1,794.00	1,794.00
11901	VERIZON WIRELESS	DALLAS	TX	103,832.44	103,832.44
7937	VERMEER MOUNTAIN WEST, INC	CHANDLER	AZ	740.32	740.32
1528	VERONICA HARRIS	CARLSBAD	NM	45.00	45.00
9164	VICTOR CASTILLO	CARLSBAD	NM	241.64	241.64
1299	VICTORIA R LEYVA	CARLSBAD	NM	500.00	500.00
11972	VIVIAL MEDIA LLC	ST LOUIS	MO	3,396.94	3,396.94
239	VIVID INK & TONER	NORTHRIDGE	CA	2,154.87	2,154.87
103	VOGEL TRAFFIC SERVICES INC	ORANGE CITY	IA	10,425.76	10,425.76
11529	WAC UPFITTERS LLC	ALBUQUERQUE	NM	131,106.80	131,106.80
8027	WAGNER EQUIPMENT CORP.	DENVER	CO	910,191.63	910,953.56
12558	WAGNER RENTS INC	DENVER	CO	112.36	112.36
8030	WAIDE SAND & GRAVEL CO.	ROSWELL	NM	2,450.58	2,450.58
8063	WASTEQUIP MANUFACTURING CO LLC	CHARLOTTE	NC	256,719.32	256,719.32

City of Carlsbad  
YTD Vendor Summary  
July 2022 - April 2023

Vendor Number	Vendor Name	City	State	YTD Purchases	YTD Payments
8070	WATER DEPARTMENT	CARLSBAD	NM	614,861.18	614,861.18
8077	WATERMASTER IRRIGATION SUPPLY	LUBBOCK	TX	5,979.13	5,979.13
10521	WATSON CONSOLES	POULSBO	WA	1,730.03	1,730.03
8072	WATSON TRUCK & SUPPLY	HOBBS	NM	90,462.51	90,462.51
312	WELLS FARGO FINANCIAL LEASING INC	DES MOINES	IA	18,402.12	18,402.12
14352	WESLEY CARTER	CARLSBAD	NM	241.20	241.20
1305	WESTERN NEW MEXICO UNIVERSITY	SILVER CITY	NM	110.00	110.00
8364	WEX BANK	CAROL STREAM	IL	1,309,808.54	1,309,808.54
1313	WHIT ELE STOREY	CARLSBAD	NM	500.00	500.00
12060	WILLIAM ANDERSON	HAGERMAN	NM	644.00	644.00
1351	WILLIAM MEDINA	CARLSBAD	NM	55.00	55.00
10596	WILLIAM PARSONS	CARLSBAD	NM	20.00	20.00
7860	WINDSTREAM COMMUNICATIONS	LOUISVILLE	KY	94,082.47	94,082.47
17	WINSUPPLY N LAS CRUCES	LAS CRUCES	NM	1,162.94	1,162.94
361	WINSUPPLY NE ABQ NM CO	ALBUQUERQUE	NM	15,178.24	15,178.24
1400	WINTERGREEN CORPORATION	ALPHARETTA	GA	1,497.47	1,497.47
7457	WITMER PUBLIC SAFETY	COATESVILLE	PA	7,734.02	7,734.02
12513	WITTEK GOLF SUPPLY	ELK GRV VILL	IL	9,054.07	9,054.07
8166	WORLD TRADE PRESS	TRAVERSE CITY	MI	1,280.00	1,280.00
10241	WREN STUDIO	CARLSBAD	NM	21,504.00	21,504.00
8332	WT COX INFORMATION SVCS	SHALLOTTE	NC	3,075.11	3,075.11
10654	WYLER INDUSTRIAL WORKS	EL PASO	TX	121,454.42	121,454.42
1269	XAVIER MELENDEZ	ROSWELL	NM	80.00	80.00
8375	XCEL ENERGY SERVICES, INC	DENVER	CO	1,710,626.73	1,710,626.73
12652	YAMAHA MOTOR FINANCE CORP	CHICAGO	IL	33,420.44	33,420.44
434	YSIDRO MOLINAR	CARLSBAD	NM	500.00	500.00
1580	YUCCA BLOSSOM	ARTESIA	NM	9,173.63	9,173.63
415	ZACH PIFER	LUBBOCK	TX	1,474.00	1,474.00
1012	ZACHARY CHACON	EL PASO	TX	56.00	56.00
807	ZIA DISTRIBUTION CO LLC	CARLSBAD	NM	8,398.76	8,332.79
1335	ZIP'S TRUCK EQUIPMENT INC.	NEW HAMPTON	IA	4,519.63	4,519.63
				62,197,770.00	61,604,324.37

**LINKED MINUTES OF A REGULAR MEETING OF THE CITY COUNCIL OF THE  
CITY OF CARLSBAD, NEW MEXICO, HELD IN THE JANELL WHITLOCK  
MUNICIPAL COMPLEX BUILDING ON MAY 23, 2023 AT 6:00 P.M.**

Present:	Dale Janway	Mayor
	Lisa A. Anaya Flores	Councilor
	Edward T. Rodriguez	Councilor
	Jason O. Chavez	Councilor <i>via phone</i>
	Mark C. Walterscheid	Councilor
	Jeff Forrest	Councilor
	Karla Niemeier	Councilor
	Judith E. Waters	Councilor
 Absent:	 Wesley A. Carter	 Councilor
 Also Present:	 John Lowe	 City Administrator
	K.C. Cass	Deputy City Administrator
	Ted Cordova	Deputy City Administrator
	Denise Madrid-Boyea	City Attorney
	Nadine Mireles	City Clerk
	Angie Barrios-Testa	Director of Municipal Services
	Mike Abell	Director of Utilities
	Wayne Hatfield	IT Director
	Brent Griffith	IT Technician
	Melissa Salcido	Finance Director
	Ken Ahrens	Fire Chief
	Trysha Ortiz	Deputy Planning Director
	Shane Skinner	Police Chief
	Patrick Cass	Public Works Director
	Charlie Garcia	Police Officer
	Farley Vener	Hinkle and Landers P.C. <i>via phone</i>
	Wesley Holman	Citizen
	Trey Thompson	Police Department
	Ken Dugan	Citizen
	Wesley Boatwright	Citizen
	Henry Castañeda	Citizen
	Charlin Hernandez	Citizen

Time Stamps and headings below correspond to recording of meeting and the recording is hereby made a part of the official record.

0:00:00      **Call Meeting to Order**

0:00:04 Invocation – Pledge of Allegiance

0:00:40 **1. APPROVAL OF AGENDA**

0:00:43 **MOTION**

The motion was made by Councilor Rodriguez and seconded by Councilor Waters to approve the Agenda.

0:00:47 **VOTE**

The vote was as follows: Yes - Waters, Rodriguez, Forrest, Niemeier, Walterscheid, Anaya-Flores, Chavez; No - None; Absent - Carter; the motion carried.

0:01:05 **2. CONSIDER APPROVAL OF RESOLUTION 2023-24, A RESOLUTION AUTHORIZING THE ACCEPTANCE AND APPROVAL OF THE INDEPENDENT AUDITOR'S REPORT FOR THE YEAR ENDED JUNE 30, 2022**

**Mrs. Salcido** said every year the City of Carlsbad is required to complete a financial audit. She said the City's June 30th, 2022, financial statements, notes to the financial statements and independent auditor's reports were submitted timely to the state auditor. She introduced **Farley Vener**, who is the President and Managing Shareholder of Hinkle and Landers.

**Farley Vener** presented the 2022 audit; ten-year year trends, assets, liabilities, revenues and expenses.

0:09:18 **Mayor Janway asked if there were any questions for Mr. Vener. There were none.**

0:09:26 **Councilor Rodriguez** thanked Mr. Vener for all of the work he put towards the report. He said he would like to commend the City's Finance Department and everyone involved.

0:09:53 **MOTION**

The motion was made by Councilor Rodriguez and seconded by Councilor Forrest to approve of Resolution 2023-24, a Resolution authorizing the acceptance and approval of the Independent Auditor's Report for the year ended June 30, 2022.

0:10:00 **VOTE**

The vote was as follows: Yes - Waters, Rodriguez, Forrest, Niemeier, Walterscheid, Anaya-Flores, Chavez; No - None; Absent - Carter; the motion carried.

0:10:16 **3. CONSIDER APPROVAL OF RESOLUTION 2023-25, A RESOLUTION ADOPTING THE 2023-24 FISCAL YEAR INTERIM BUDGET**

**Mr. Lowe** said this summary highlights the major funds and changes to the funds. He said we have recently seen some up-and-down trends with gross-receipt revenue along



with effects of the Destination Sourcing Legislation. He said this interim budget has been reviewed and approved by the budget committee. **Mr. Lowe** thanked Mrs. Salcido and the Finance Department for all of their assistance towards the 2023-2024 fiscal year interim budget. **Mr. Lowe** asked Mrs. Salcido to present the fiscal year 2024-24 interim budget to Council members.

**Mrs. Salcido** said the City of Carlsbad is budgeting \$133.5 million in revenues. She said this amount is \$20.2 million higher than the current fiscal year's forecasted revenues. She said the gross-receipt's tax has been budgeted at \$5.3 million per month, which is an increase of \$1.1 million per month from fiscal year 2023. **Mrs. Salcido** said the City gave an average of a 2.5% increase to all employees, adding fiscal year 2024 will have one less pay period than fiscal year 2023. She said operating costs did increase by 5% due to the inflation rates, however there is an overall decrease in operating. **Mrs. Salcido** thanked Chairman Rodriguez of the Budget Committee as well as Councilor Carter, Councilor Chavez and Councilor Forrest for their expertise and guidance in developing the fiscal year 2024 budget. She also thanked the directors and department heads for all of their hard work.

0:12:49 **Mayor Janway asked if there were any questions for Mrs. Salcido. There were none.**

0:12:57 **MOTION**

The motion was made by Councilor Forrest and seconded by Councilor Rodriguez to approve of Resolution 2023-25, a Resolution adopting the 2023-24 Fiscal Year Interim Budget.

0:13:03 **VOTE**

The vote was as follows: Yes - Waters, Rodriguez, Forrest, Niemeier, Walterscheid, Anaya-Flores, Chavez; No - None; Absent - Carter; the motion carried.

0:13:36 **4. ROUTINE AND REGULAR BUSINESS**

- A. Minutes of the Regular City Council Meeting held on May 9, 2023
- B. City Personnel Report
- C. Contracts and Agreements
  - 1) Consider Approval of Agreement between the City of Carlsbad and Hinkle and Landers PC for Annual Audit Services for the City of Carlsbad
  - 2) Consider Approval of Amendment to Agreement between the City of Carlsbad and Celtech Corporation for Ground Space Lease at the Cavern City Air Terminal
  - 3) Consider Approval of Renewal Agreement between the City of Carlsbad and Chandler Aviation, LLC for Ground and Terminal Space Leases at the Cavern City Air Terminal
- D. Monthly Reports
  - 1) Community Development Department April 2023

- 2) Municipal Court Department April 2023
- 3) Municipal Services Department April 2023
- 4) Transportation and Facilities Department April 2023

E. Board Appointments

- 1) Carlsbad North Mesa Senior Center Advisory Board Appoint Bob Rostro four-year term
- 2) Carlsbad Parks and Recreation Advisory Board Appoint George Rangel four-year term

0:13:38 **Mayor Janway asked Mr. Lowe to briefly discuss item C1, Consider Approval of Agreement between the City of Carlsbad and Hinkle and Landers PC for Annual Audit Services for the City of Carlsbad.**

**Mr. Lowe** said the City of Carlsbad annually contracts with Hinkle and Landers PC to perform the audit of the City's financial records. He said the City is allowed to use the same firm for up to eight years, and for the last seven the City has worked with Hinkle and Landers PC. **Mr. Lowe** said the City is seeking approval to continue working with Hinkle and Landers PC for the eighth and final year.

0:14:16 **MOTION**

The motion was made by Councilor Walterscheid and seconded by Councilor Niemeier to approve Routine and Regular Business.

0:14:24 **VOTE**

The vote was as follows: Yes - Waters, Rodriguez, Forrest, Niemeier, Walterscheid, Anaya-Flores, Chavez; No - None; Absent - Carter; the motion carried.

0:14:43 **5. CONSIDER APPROVAL OF RESOLUTION 2023-26, A RESOLUTION REQUIRING THE REMOVAL OF THE RUINED, DAMAGED OR DILAPIDATED BUILDINGS OR STRUCTURES, RUINS, RUBBISH, WRECKAGE, WEEDS AND DEBRIS FOR PROPERTY LOCATED AT 1021 N EDDY OWNER: MARY CARRICO C/O SHERRY DAY**

**Mrs. Madrid-Boyea** said this proposed Resolution requires the removal of the ruined, damaged, dilapidated buildings or structures, ruins, rubbish, wreckage and debris at 1021 N Eddy. She said the Eddy County Assessor's office lists Mary Carrico as owning or having an interest in the property, and they list her address as c/o Sherry Day on 1310 Beta Ave in Carlsbad, NM. She said on information and belief, the owner is deceased, but a probate of their estate has not been filed. **Mrs. Madrid-Boyea** said Code Enforcement has been to the property and the primary structure was red-tagged by the Building Department in 2017. She said the water utilities have been disconnected since 2013, the buildings continue to degrade and the property attracts transients. She said a notice of violation was mailed to the owner on July 24, 2017, March 24, 2020, December 12, 2020, April 12, 2023, April 26, 2023, and May 11, 2023. She said the property has been inspected by City Code Enforcement, the Building Inspector, and the Fire Chief. She said they found the property remains out of compliance with applicable

codes, the ruined dilapidated structures remain on the property, and the property is not secured. She said the Fire Chief found that the property presents an extreme fire hazard for responding fire fighters and emergency personnel and recommends that the buildings be demolished, the property be cleaned and the debris be removed. **Mrs. Madrid-Boyea** said a Resolution has been prepared for review which would require the owner to remove all ruins, dilapidated structures, rubbish, wreckage, debris and weeds on the property within 30 days of service of the Resolution.

0:18:24 **Mayor Janway asked if there were any questions for Mrs. Madrid-Boyea.**

**Councilor Walterscheid** asked if the property is in probate, who would own it. **Mrs. Madrid-Boyea** said the property is not in probate and it is owned by Mary Carrico with a mailing address for Sherry Day. She said she checked earlier in the week with the District Court and the Probate Court and nothing has been filed on behalf of the owner.

0:20:36 **Mayor Janway asked if there were a representative of the property in the audience. No one appeared.**

0:20:45 **MOTION**

The motion was made by Councilor Niemeier and seconded by Councilor Rodriguez to approve of Resolution 2023-26, a Resolution requiring the removal of the ruined, damaged or dilapidated buildings or structures, ruins, rubbish, wreckage, weeds and debris for property located at 1021 N Eddy Owner: Mary Carrico c/o Sherry Day.

0:20:54 **VOTE**

The vote was as follows: Yes - Waters, Rodriguez, Forrest, Niemeier, Walterscheid, Anaya-Flores, Chavez; No - None; Absent - Carter; the motion carried.

0:21:09 **6. CONSIDER APPROVAL OF RESOLUTION 2023-27, A RESOLUTION REQUIRING THE REMOVAL OF THE RUINED, RUBBISH, WRECKAGE, DEBRIS, NON-OPERABLE VEHICLES AND WEEDS FOR PROPERTY LOCATED AT 405 S TENTH STREET OWNER: WESLEY HOLMAN**

**Mrs. Madrid-Boyea** said there appears to be an occupied structure on the property and a large amount of appliances, tools, tires, trash, debris, weeds and grass; as well as a large number on non-running vehicles on the property. She said the Eddy County Assessor's office lists Wesley Holman as owning or having an interest in the property. **Mrs. Madrid-Boyea** said Code Enforcement has been to the property, and a notice of violation was mailed to the owner on April 29, 2022. She said the property has been inspected by City Code Enforcement and the Fire Chief. She said they found the property remains out of compliance with applicable codes and appears to be similar to a junkyard. She said the Fire Chief found that the property presents an extreme fire hazard for responding fire fighters and emergency personnel and recommends that the property be cleaned, and the weeds, trash, and debris be removed. **Mrs. Madrid-Boyea** said a Resolution has been prepared for review which would require the owner to

remove all ruins, rubbish, wreckage, debris and weeds from the property within 30 days of service of the Resolution.

**Councilor Walterscheid** asked if this Resolution is for the residence or just for the property. **Mrs. Madrid-Boyea** said this proposed Resolution does not address the house itself, just the outside.

**Mayor Janway** asked if there were a representative of the property in the audience. **Mr. Holman** said he has already begun cleaning the field next to the property and asked if he could get an extension to get the property cleaned. **Mayor Janway** asked **Mr. Holman** how much time is he asking for. **Mr. Holman** said 30 days.

**Councilor Forrest** said that is a reasonable request. **Councilor Forrest** said that he has a lot to clean up and he has no problem with granting the request. **Councilor Niemeier** asked **Mr. Holman** if he needs 60 days total. **Mr. Holman** said yes.

**Councilor Rodriguez** said should this request be granted, on day 61, what would happen if it is not completed. **Mrs. Madrid-Boyea** said at that point, Code Enforcement will notify her office and a task order would be prepared, which would give authority for the City Contractor to schedule the property for cleanup. **Mrs. Madrid-Boyea** said if the property is cleaned up to the satisfaction of Code Enforcement, the City may not have to take further action.

**Mayor Janway** asked **Mr. Holman** if he has any questions about the proposed Resolution.

**Mr. Holman** asked to specify what he needs to clean up. **Mrs. Madrid-Boyea** said he needs to clean the weeds, debris, trash, appliances, vehicles, stacks of materials. **Mr. Holman** said he started cleaning the property last week. **Mrs. Madrid-Boyea** said Code Enforcement is able to assist him with any questions he has on what needs to be cleaned.

0:27:04      **MOTION**

The motion was made by Councilor Niemeier with the stipulation of 60 days instead of 30 days and seconded by Councilor Anaya-Flores to approve of Resolution 2023-27, a Resolution requiring the removal of the ruined, rubbish, wreckage, debris, non-operable vehicles and weeds for property located at 405 S Tenth Street Owner: Wesley Holman.

0:27:15      **VOTE**

The vote was as follows: Yes - Waters, Rodriguez, Forrest, Niemeier, Walterscheid, Anaya-Flores, Chavez; No - None; Absent - Carter; the motion carried.

0:27:35

**7. CONSIDER APPROVAL OF RESOLUTION 2023-28, A RESOLUTION REQUIRING THE REMOVAL OF THE RUINED, DAMAGED OR DILAPIDATED BUILDINGS OR STRUCTURES, RUINS, RUBBISH, WRECKAGE AND DEBRIS FOR PROPERTY LOCATED AT 713 MONTERREY STREET OWNER: CONNIE RAMOZ**

**Mrs. Madrid-Boyea** said the Eddy County Assessor's office lists Connie Ramoz as owning or having an interest in the property. She said upon information and belief, the owner is deceased, but a probate of the estate has not been filed. **Mrs. Madrid-Boyea** said an unknown person was found living in an addition to the house, there is a colony of bees in the back of the property and inside the house. She said Code Enforcement has been to the property and the property has had complaints since 2020. She said the water utilities have been disconnected since 2013, the building continues to degrade and the property attracts transients. She said a notice of violation was mailed to the owner on February 8, 2023. She said the property has been inspected by City Code Enforcement, the Building Inspector and the Fire Chief. She said they found the property remains out of compliance with applicable codes, the ruined or dilapidated structures remain on the property, and the property is not secured. She said the Fire Chief found that the property presents an extreme fire hazard for responding fire fighters and emergency personnel and recommends that the buildings be demolished, the property be cleaned and the debris be removed. **Mrs. Madrid-Boyea** said a Resolution has been prepared for review which would require the owner to remove all ruins, dilapidated structures, rubbish, wreckage, debris and weeds on the property within 30 days of service of the Resolution.

**Mayor Janway asked if there were any questions for Mrs. Madrid-Boyea.**

**Councilor Forrest** asked if there is any way we could get properties like this one cleaned up quicker. **Mrs. Madrid-Boyea** said the City is making an effort in placing a priority in cleaning up these properties. She said during Covid, it slowed the process down. She said the City is diligently working on trying to speed up the enforcement and compliance efforts. She said we have three Code Enforcement officers for the entire city, and they each have a section of the city that they are responsible for. **Councilor Forrest** thanked Mrs. Madrid-Boyea.

**Councilor Rodriguez** said this property has two houses conjoined by a hallway and asked if the proposed Resolution is for all three structures. **Mrs. Madrid-Boyea** said the building report indicates that when the Building Inspector looked at the property, the entire roof of all the structures is on the verge of collapse.

**Councilor Walterscheid** asked Councilor Rodriguez if the buildings all resemble each other. **Councilor Rodriguez** said he thinks they are all similar in size.

0:34:10 **Mayor Janway asked if there were a representative of the property. No one appeared.**

0:34:15        **MOTION**

The motion was made by Councilor Rodriguez and seconded by Councilor Waters to approve of Resolution 2023-28, a Resolution requiring the removal of the ruined, damaged or dilapidated buildings or structures, ruins, rubbish, wreckage and debris for property located at 713 Monterrey Street Owner: Connie Ramoz.

0:34:22        **VOTE**

The vote was as follows: Yes - Waters, Rodriguez, Forrest, Niemeier, Walterscheid, Anaya-Flores, Chavez; No - None; Absent - Carter; the motion carried.

0:34:36        **8. COUNCIL COMMITTEE REPORTS**

No reports.

0:34:46        **Mayor Janway asked if anyone in the audience would like to address the Council.**

**Trey Thompson**, the Union President for the Carlsbad Police Department (CPD), said the reason he is here is because the City is headed towards a public safety crisis. He said the Carlsbad Police Department is understaffed and overworked. He said his goal is to have an ideal police department with 90 certified officers. **Mr. Thompson** said they currently have 75 officers. He said CPD was down 17 officers in 2018 and they keep lowering which is a strain on the community. He said CPD was trying to recruit officers to come from other departments, and at that time CPD was in the top five highest paid, so they did attract people. He said it was a temporary fix because other cities raised their pay to match or within range of ours, and their benefits packages are much better. **Mr. Thompson** said they went to negotiation last year and they negotiated a 3% raise and a 2% reduce in PERA. He said the City of Carlsbad calls for service last year were 66,000, and the County took 29,000. He said they have lost eight officers to the County since November 2022. He said he wants to be somewhat competitive with the County. He said he does not want to be a training department for other facilities. He said he wants to continue giving good service to the community. He said his solution is to ask the City for 7% PERA, 10% cost and 100% insurance for certified officers. He said they took a survey of what officers would like in order to stay with the City, with an PERA being the number one answer. He said he has spoken to Mayor Janway, Mr. Lowe, Mr. Cordova and Chief Skinner and they have all been working towards a solution. He said one solution was to offer a \$4500 early retention bonus, but that would give money to people who would just leave. He said he is not here to make demands but to bring awareness that the Police Department is in crisis. **Mr. Thompson** said Chief Skinner proposed a budget that included more officers, but since then, Carlsbad Municipal Schools has asked for five more SRO's within the schools. He said the schools need more officers for good reason but they do not have enough officers. **Mr. Thompson** said our dispatch, NCIC, is asking for three more officers for our dispatch center. He said we do not have the numbers for that and if the City does not meet that standard, we will lose our NCIC privileges. He reiterates that

he did not come for money but to find a solution and come to an agreement to stop the bleeding with the Carlsbad Police Department. **Mr. Thompson** thanked Council Members for their time.

**Ken Dugan** introduced himself as a citizen and plaintiff's lawyer. He said if someone were to get injured in this town, because we have a safety crisis, who's responsibility would it be. He said we have police officers who are going to the County because they are getting paid more, we have schools that cannot be staffed with police officers, and it's a simple fix.

**Wesley Boatwright** introduced himself and said he has been a lifelong resident of Carlsbad. He said Carlsbad is tight-knit community and that is important. He said he encourages Council members to value the assets that we have. He said if the police officers are not valued, they will go elsewhere. **Mr. Boatwright** said the schools need more SRO's because the students need to feel safe at school. He said Council members are doing a great job in beautifying the community and there are a lot of things within the community that we should feel proud of. He said our Law Enforcement should be at the top of the list. **Mr. Boatwright** thanked the Council members.

**Henry Castañeda** said First Responders are very important and we need to give them more support. He said the Fire Department and Carlsbad Police Department respond to all calls, but the Police Department are first to respond. He said if something happens in our community, we expect our First Responders to show up. He said the City of Carlsbad has the money to support our local department. He said we are denying the best for the City. He thanked Council members for their time.

**Charlin Hernandez**, a local teacher, said she has been lucky to have police officers come to her classroom and do hands-on trainings and presentations. She said they have had an influence in her students who want to pursue careers in law enforcement or forensic science. **Ms. Hernandez** said the reality for safety in schools is real. She said she has been a teacher for ten years, and the last three she has noticed going to work is a safety hazard. She said she trusts the community and the police officers to be there to help. She thanked Council members for their time.

1:02:36 **Mayor Janway asked if anyone else would like to address the Council. No one appeared.**

1:02:44 **9. ADJOURN**

1:02:48 **MOTION**

The motion was made by Councilor Anaya-Flores and seconded by Councilor Waters to adjourn.

1:02:56      **VOTE**

The vote was as follows: Yes - Waters, Rodriguez, Forrest, Niemeier, Walterscheid, Anaya-Flores, Chavez; No - None; Absent - Carter; the motion carried.

1:03:09      Adjourn

There being no further business, the meeting was adjourned at 7:03 p.m.

\_\_\_\_\_  
Dale Janway, Mayor

ATTEST:

\_\_\_\_\_  
Nadine Mireles, City Clerk

DRAFT



CITY OF CARLSBAD  
**PERSONNEL REPORT**

June 13, 2023

**APPOINTMENTS:**

<u>NAME</u>	<u>DATE</u>	<u>DEPARTMENT</u>	<u>CLASSIFICATION</u>
Michaela Aycock	06/14/23	Municipal Court	BPA Intern
Anthony Bueno	06/14/23	Waste Water	Waste Water Operator Apprentice
Jaylynn Bunch	06/14/23	Water Park	Lifeguard
Tristan Groberg	06/14/23	Police	BPA Intern
Dylan Harris	06/14/23	Water Park	Lifeguard
Miguel Molina	06/14/23	Parks	Seasonal Laborer
Riley Nesbit	06/14/23	Golf	Pro Shop Attendant
Scott Smith	06/14/23	Waste Water	Waste Water Operator Apprentice
Tapanga Warton	06/14/23	Golf	Pro Shop Attendant, part-time

**TERMINATIONS:**

<u>NAME</u>	<u>DATE</u>	<u>DEPARTMENT</u>	<u>CLASSIFICATION</u>	<u>REASON</u>
Roman Andrews	05/18/23	Library	BPA Intern	Resigned
Kynzie Dominguez	05/26/23	Police	BPA Intern	Resigned
Carlos Guillen	05/19/23	Parks	Caretaker	Resigned
Juan Palma	05/18/23	Solid Waste	ARC Driver	Discharged
Justin Pyeatt	05/18/23	Police	BPA Intern	Resigned
Rayen Roper	06/01/23	Parks	Seasonal Laborer	Resigned

**INTERNAL TRANSFERS AND PROMOTIONS:**

<u>NAME</u>	<u>DATE</u>	<u>DEPARTMENT</u>	<u>CLASSIFICATION</u>
Tony Campos	05/30/23	Transit	Transit Driver, part-time
Zachary Chacon	05/28/23	Police	Patrolman, Senior
Juan Coello Ramirez	05/28/23	Police	Patrolman, Senior
Matthew Gonzalez	05/30/23	Parks	Caretaker
Raul Guillen	05/27/23	Police	Patrolman 2
Andrew Munoz	05/27/23	Police	Patrolman 2
Cassandra Parks	06/05/23	Museum	Museum Assistant Director
Treshawn Rowe	05/27/23	Police	Patrolman 2
Joseph Sanchez	05/22/23	Transit	Transit Driver
Shane Stegall	05/27/23	Police	Patrolman 2
Edward VanScotter	05/25/23	Museum	Museum Director

CITY OF CARLSBAD

RECOMMENDATION FOR EMPLOYMENT

Dale Janway, Mayor

John Lowe, City Administrator

TO: The Honorable Mayor Dale Janway & Members of the City Council

FROM: Collis Johnson, Municipal Judge

SUBJECT: Recommendation for Employment

DATE: May 24, 2023

The following applicant has met all pre-employment requirements and is hereby recommended for employment with the City of Carlsbad subject to a pre-hire medical examination:

General Information:

Name: Michaela Aycock Classification/Position: BPA Intern

Department: Judicial

- Regular, Seasonal, Temporary, Full-time, Part-time, On call, Hourly \$12.00 per hour, Salary per annum

Education Level:

- High School Diploma, GED or equivalent, Associates Degree, Bachelors Degree, Masters Degree, Other

Employment:

Present or last Employer: Kingdom Gym

From 2019 to Present Classification:

Duties: File, maintain databases, take payments, interacting with others, organize records

Related Experience: File, take payments, organize records, interacting with others

Comments:

CITY OF CARLSBAD

RECOMMENDATION FOR EMPLOYMENT

Dale Janway, Mayor

John Lowe, City Administrator

TO: The Honorable Mayor Dale Janway & Members of the City Council

FROM: Ivan Mike Abell, Director of Utilities [Signature]

SUBJECT: Recommendation for Employment

DATE: May 19,2023

The following applicant has met all pre-employment requirements and is hereby recommended for employment with the City of Carlsbad subject to a pre-hire medical examination:

General Information:

Name: Anthony Bueno Classification/Position: Apprentice Operator

Department: Waste Water

- Regular Full-time Hourly \$18.42 per hour
Seasonal Part-time Salary \$ per annum
Temporary On call

Education Level:

- High School Diploma GED or equivalent
Associates Degree
Bachelors Degree
Masters Degree
Other

Employment:

Present or last Employer: Rent-A-Center
From 2/2022 to current Classification: Credit Manager

Duties: Daily sales,account receivables, store maintenance, inventory control, collections ,daily reports, store repairs, build furniture and manage delivery personnel.

Related Experience:

Comments:

# CITY OF CARLSBAD

## RECOMMENDATION FOR EMPLOYMENT

Dale Janway, Mayor

John Lowe, City Administrator

**TO:** The Honorable Mayor Dale Janway & Members of the City Council

**FROM:** Ted Cordova, Director of Community Development

Ted Cordova

Digitally signed by Ted Cordova  
DN: cn=Ted Cordova, o=City of Carlsbad,  
ou=Community Development,  
email=tcordova@cityofcarlsbadnm.com,  
c=US  
Date: 2023.05.23 10:30:05 -0800

**SUBJECT:** Recommendation for Employment

**DATE:** 5/23/2023

The following applicant has met all pre-employment requirements and is hereby recommended for employment with the City of Carlsbad subject to a pre-hire medical examination:

### General Information:

Name: Jaylynn Bunch Classification/Position: Lifeguard

Department: Water Park

- |  |   |   |
|--|---|---|
| <input type="checkbox"/> Regular             | <input type="checkbox"/> Full-time            | <input checked="" type="checkbox"/> Hourly \$ <u>13.25</u> per hour |
| <input checked="" type="checkbox"/> Seasonal | <input checked="" type="checkbox"/> Part-time | <input type="checkbox"/> Salary \$ _____ per annum                  |
| <input type="checkbox"/> Temporary           | <input type="checkbox"/> On call              |   |

### Education Level:

- |  |  |
|--|--|
| <input type="checkbox"/> High School Diploma                                     | <input type="checkbox"/> GED or equivalent |
| <input type="checkbox"/> Associates Degree _____                                 |  |
| <input type="checkbox"/> Bachelors Degree _____                                  |  |
| <input type="checkbox"/> Masters Degree _____                                    |  |
| <input checked="" type="checkbox"/> Other <u>Currently a high school student</u> |  |

### Employment:

Present or last Employer: \_\_\_\_\_

From \_\_\_\_\_ to \_\_\_\_\_ Classification: \_\_\_\_\_

Duties: \_\_\_\_\_

Related Experience: Ms. Bunch has completed her lifeguard certification course.

Comments: Ms. Bunch interviewed well and showed a positive attitude towards being a part of our team.


**CITY OF CARLSBAD**

**RECOMMENDATION FOR EMPLOYMENT**

Dale Janway, Mayor

John Lowe, City Administrator

**TO:** The Honorable Mayor Dale Janway & Members of the City Council

**FROM:** Chief Shane Skinner  #A-137

**SUBJECT:** Recommendation for Employment

**DATE:** June 1, 2023 *06/01/2023*

The following applicant has met all pre-employment requirements and is hereby recommended for employment with the City of Carlsbad subject to a pre-hire medical examination:

**General Information:**

Name: Tristan Groberg Classification/Position: BPA Intern

Department: Police

- |  |   |   |
|--|---|---|
| <input type="checkbox"/> Regular             | <input type="checkbox"/> Full-time            | <input checked="" type="checkbox"/> Hourly \$ <u>12.00</u> per hour |
| <input checked="" type="checkbox"/> Seasonal | <input checked="" type="checkbox"/> Part-time | <input type="checkbox"/> Salary \$ _____ per annum                  |
| <input type="checkbox"/> Temporary           | <input type="checkbox"/> On call              |   |

**Education Level:**

- |  |  |
|--|--|
| <input type="checkbox"/> High School Diploma     | <input type="checkbox"/> GED or equivalent |
| <input type="checkbox"/> Associates Degree _____ |  |
| <input type="checkbox"/> Bachelors Degree _____  |  |
| <input type="checkbox"/> Masters Degree _____    |  |
| <input type="checkbox"/> Other _____             |  |

**Employment:**

Present or last Employer: Big Lots

From 11/2022 to Present Classification: Associate

Duties: Cashier, Furniture, Cleaning, Guest Services, Stocking

Related Experience: \_\_\_\_\_

Comments: \_\_\_\_\_

# CITY OF CARLSBAD

## RECOMMENDATION FOR EMPLOYMENT

Dale Janway, Mayor

John Lowe, City Administrator

**TO:** The Honorable Mayor Dale Janway & Members of the City Council

**FROM:** Ted Cordova, Director of Community Development

**Ted Cordova**

Digitally signed by Ted Cordova  
DN: cn=Ted Cordova, o=City of Carlsbad,  
ou=Community Development,  
email=tcordova@cityofcarlsbadnm.com,  
c=US  
Date: 2023.05.23 10:30:12 -0600

**SUBJECT:** Recommendation for Employment

**DATE:** 5/23/2023

The following applicant has met all pre-employment requirements and is hereby recommended for employment with the City of Carlsbad subject to a pre-hire medical examination:

### General Information:

Name: Dylan Harris Classification/Position: Lifeguard

Department: Water Park

- |  |   |   |
|--|---|---|
| <input type="checkbox"/> Regular             | <input type="checkbox"/> Full-time            | <input checked="" type="checkbox"/> Hourly \$ <u>13.25</u> per hour |
| <input checked="" type="checkbox"/> Seasonal | <input checked="" type="checkbox"/> Part-time | <input type="checkbox"/> Salary \$ _____ per annum                  |
| <input type="checkbox"/> Temporary           | <input type="checkbox"/> On call              |   |

### Education Level:

- |  |  |
|--|--|
| <input type="checkbox"/> High School Diploma                                     | <input type="checkbox"/> GED or equivalent |
| <input type="checkbox"/> Associates Degree _____                                 |  |
| <input type="checkbox"/> Bachelors Degree _____                                  |  |
| <input type="checkbox"/> Masters Degree _____                                    |  |
| <input checked="" type="checkbox"/> Other <u>Currently a high school student</u> |  |

### Employment:

Present or last Employer: \_\_\_\_\_

From \_\_\_\_\_ to \_\_\_\_\_ Classification: \_\_\_\_\_

Duties: \_\_\_\_\_

Related Experience: Mr. Harris has completed his lifeguard certification course.

Comments: Mr. Harris interviewed well and showed a positive attitude towards being a part of our team.

# CITY OF CARLSBAD

## RECOMMENDATION FOR EMPLOYMENT

Dale Janway, Mayor

John Lowe, City Administrator

**TO:** The Honorable Mayor Dale Janway & Members of the City Council

**FROM:** Patrick Cass, Director of Public Works *PC*

**SUBJECT:** Recommendation for Employment

**DATE:** June 5, 2023

The Following applicant has met all pre-employment requirements and is hereby recommended for employment with the City of Carlsbad subject to pre-hire medical examination:

### General Information:

Name: Miguel Angel Molina Classification/Position: Seasonal

Department: Parks

- |  |   |  |
|--|---|--|
| <input type="checkbox"/> Regular             | <input type="checkbox"/> Full-time            | <input type="checkbox"/> Hourly \$ <u>14.00</u> per hour |
| <input checked="" type="checkbox"/> Seasonal | <input checked="" type="checkbox"/> Part-time | <input type="checkbox"/> Salary \$ _____ per hour        |
| <input type="checkbox"/> Temporary           | <input type="checkbox"/> On call              |  |

### Education Level:

- |   |  |
|---|--|
| <input checked="" type="checkbox"/> High School Diploma | <input type="checkbox"/> GED or equivalent |
| <input type="checkbox"/> Associates Degree              | _____                                      |
| <input type="checkbox"/> Bachelors Degree               | _____                                      |
| <input type="checkbox"/> Masters Degree                 | _____                                      |
| <input type="checkbox"/> Other                          | _____                                      |

### Employment:

Present or last Employer: Big O Tires

From 05-30-23 to Present Classification: Tireman

Duties: Tire Repairs

Related Experience: \_\_\_\_\_

Comment: \_\_\_\_\_

# CITY OF CARLSBAD

## RECOMMENDATION FOR EMPLOYMENT

Dale Janway, Mayor

John Lowe, City Administrator

**TO:** The Honorable Mayor Dale Janway & Members of the City Council

**FROM:** Ted Cordova, Deputy City Administrator

**Ted Cordova**

Digitally signed by Ted Cordova  
DN: cn=Ted Cordova, o=City of Carlsbad,  
ou=Community Development,  
email=tcordova@cityofcarlsbadnm.com,  
c=US  
Date: 2023.05.26 13:56:01 -0600

**SUBJECT:** Recommendation for Employment

**DATE:** 5/23/2023

The following applicant has met all pre-employment requirements and is hereby recommended for employment with the City of Carlsbad subject to a pre-hire medical examination:

### General Information:

Name: Riley Nesbit Classification/Position: Pro Shop Attendant

Department: Golf Pro Shop

- |   |   |   |
|---|---|---|
| <input checked="" type="checkbox"/> Regular | <input checked="" type="checkbox"/> Full-time | <input checked="" type="checkbox"/> Hourly \$ <u>19.70</u> per hour |
| <input type="checkbox"/> Seasonal           | <input type="checkbox"/> Part-time            | <input type="checkbox"/> Salary \$ _____ per annum                  |
| <input type="checkbox"/> Temporary          | <input type="checkbox"/> On call              |   |

### Education Level:

- |  |  |
|--|--|
| <input checked="" type="checkbox"/> High School Diploma  | <input type="checkbox"/> GED or equivalent |
| <input type="checkbox"/> Associates Degree _____   |  |
| <input type="checkbox"/> Bachelors Degree _____  |  |
| <input type="checkbox"/> Masters Degree _____  |  |
| <input checked="" type="checkbox"/> Other <u>Fire Fighter\EMT Certification, Wolfforth Texas</u> |  |

### Employment:

Present or last Employer: MeadowBrook Golf Course

From Aug, 2022 to Current Classification: Pro Shop Attendant

Duties: Pro Shop responsibilities, which include direct customer service in a golf environment (Tee Times, sell merchandise, etc.).

Related Experience: Riley is currently doing the job we are hiring for at a different golf course. Direct knowledge of the required skills and professionalism needed.

Comments: I feel having Riley added to the team at the Pro Shop will only enhance our professionalism and ability to take care of our guests. With his knowledge of golf, I feel he will be beneficial to the team sooner than later.



CITY OF CARLSBAD

RECOMMENDATION FOR EMPLOYMENT

Dale Janway, Mayor

John Lowe, City Administrator

TO: The Honorable Mayor Dale Janway & Members of the City Council

FROM: Ivan Mike Abell, Director of Utilities [Signature]

SUBJECT: Recommendation for Employment

DATE: May 19, 2023

The following applicant has met all pre-employment requirements and is hereby recommended for employment with the City of Carlsbad subject to a pre-hire medical examination:

General Information:

Name: Scott Albert Smith Classification/Position: Apprentice Operator

Department: Waste Water

- Regular, Full-time, Hourly (\$18.42 per hour), Seasonal, Part-time, Salary, Temporary, On call

Education Level:

- High School Diploma, GED or equivalent, Associates Degree, Bachelors Degree, Masters Degree, Other

Employment:

Present or last Employer: Powersat USA LLC. From 9/2022 to current Classification: Field Tech Duties: Wire management installing communications equipment and printers.

Related Experience:

Comments:

# CITY OF CARLSBAD

## RECOMMENDATION FOR EMPLOYMENT

Dale Janway, Mayor

John Lowe, City Administrator

**TO:** The Honorable Mayor Dale Janway & Members of the City Council

**FROM:** Ted Cordova, Deputy City Administrator

Ted Cordova

Digitally signed by Ted Cordova  
DN: cn=Ted Cordova, o=City of Carlsbad,  
ou=Community Development,  
email=tcordova@cityofcarlsbadnm.com,  
c=US  
Date: 2023.05.23 10:30:21 -0600

**SUBJECT:** Recommendation for Employment

**DATE:** 5/23/2023

The following applicant has met all pre-employment requirements and is hereby recommended for employment with the City of Carlsbad subject to a pre-hire medical examination:

### General Information:

Name: Tapanga Warton Classification/Position: PT - Pro Shop Attendant

Department: Golf Pro Shop

- |   |   |   |
|---|---|---|
| <input checked="" type="checkbox"/> Regular | <input type="checkbox"/> Full-time            | <input checked="" type="checkbox"/> Hourly \$ <u>19.70</u> per hour |
| <input type="checkbox"/> Seasonal           | <input checked="" type="checkbox"/> Part-time | <input type="checkbox"/> Salary \$ _____ per annum                  |
| <input type="checkbox"/> Temporary          | <input type="checkbox"/> On call              |   |

### Education Level:

- |   |  |
|---|--|
| <input checked="" type="checkbox"/> High School Diploma | <input type="checkbox"/> GED or equivalent |
| <input type="checkbox"/> Associates Degree _____        |  |
| <input type="checkbox"/> Bachelors Degree _____         |  |
| <input type="checkbox"/> Masters Degree _____           |  |
| <input type="checkbox"/> Other _____                    |  |

### Employment:

Present or last Employer: Eddy Federal Credit Union

From Oct. 3, 2022 to Current Classification: Bank Teller

Duties: Provide services for individuals requiring transactions and Bank services

Related Experience: Topanga has worked with the public directly in a customer service setting with EFCU, which would help in her communication abilities with the community.

Comments: Topanga currently works with the public in a direct face to face service setting with the bank, and has also graduated beauty college, which shows she can handle the customer service setting and complete the tasks that are given.

CITY OF CARLSBAD

AGENDA BRIEFING MEMORANDUM  
PURCHASING RECOMMENDATION

Council Meeting Date: 6/13/2023

<b>Department:</b> Riverwalk Rec Center	<b>BY:</b> Matt Fletcher, CPO	<b>Date:</b> 6/6/2023
<b>SUBJECT:</b> Equipment and Services <b>Description:</b> Request to Solicit Bids for HVAC Replacement for the Riverwalk Recreation Center		
<p><b>SYNOPSIS:</b> Qty <u>1</u> Total Est. Cost <u>\$ 645,731.28</u> Total Actual Cost _____</p> <p>Budgeted Yes Est. City Share <u>\$ 645,731.28</u> Actual City Share _____</p> <p>Account # <u>100752</u> <u>\$ 645,731.28</u></p> <p>Account # _____</p> <p>Account # _____</p> <p>Account # _____</p> <p style="text-align: right;">TOTAL <u>\$ 645,731.28</u></p>		
<b>BACKGROUND, JUSTIFICATION AND IMPACT:</b> (Safety and Welfare/Financial/Personnel/Infrastructure/etc.)		
<p>The City of Carlsbad needs to upgrade the HVAC system at the Riverwalk Recreation Center in order to replace the existing swamp coolers.</p> <p>The project will include removal and replacement of HVAC systems of select areas of the ground floor, electrical service upgrade, a new fire alarm system and architectural work on the second floor.</p> <p>The bid will also include three bid alternates to: 1) remove existing HVAC units and install new units and all associated work on the second floor, 2) remove and install new units in the Power House and 3) remove and install new units in the mezzanine and second floor areas.</p>		
<b>Requested action to be taken by Council:</b> Advertise Invitation for Bid	<b>Council Action Taken:</b> Select one	<b>Date:</b>
<b>Reviewed by City Administrator:</b> /s/John Lowe		06-08-2023

<b>POST BID/RFP RECOMMENDATION</b>	<b>Council Meeting Date:</b>
<b>Requested action to be taken by Council:</b> Select one	<b>Council Action Taken:</b> Select one
<b>ADDITIONAL INFORMATION:</b>	
<b>Reviewed by City Administrator:</b>	

ATTACHMENT(S):  Specifications  Bid/RFP Summary  Other: \_\_\_\_\_

CITY OF CARLSBAD

AGENDA BRIEFING MEMORANDUM  
PURCHASING RECOMMENDATION

Council Meeting Date: 6/13/2023

<b>Department:</b> Cemetery	<b>BY:</b> Matt Fletcher, CPO	<b>Date:</b> 6/6/2023																												
<b>SUBJECT:</b> Services <b>Description:</b> Request to Solicit Proposals for Cemetery Grounds Maintenance and Grave Opening/Closing contract and contract extension through July 31, 2023.																														
<table style="width:100%; border-collapse: collapse;"> <tr> <td style="width:15%;"><b>SYNOPSIS:</b></td> <td style="width:15%;">Qty <u>1</u></td> <td style="width:20%;">Total Est. Cost <u>\$ 450,000.00</u></td> <td style="width:20%;">Total Actual Cost _____</td> </tr> <tr> <td></td> <td>Budgeted Yes</td> <td>Est. City Share <u>\$ 450,000.00</u></td> <td>Actual City Share _____</td> </tr> <tr> <td></td> <td>Account # <u>100752</u></td> <td><u>\$ 450,000.00</u></td> <td></td> </tr> <tr> <td></td> <td>Account # _____</td> <td>_____</td> <td></td> </tr> <tr> <td></td> <td>Account # _____</td> <td>_____</td> <td></td> </tr> <tr> <td></td> <td>Account # _____</td> <td>_____</td> <td></td> </tr> <tr> <td></td> <td colspan="2" style="text-align: right;"><b>TOTAL</b></td> <td><u>\$ 450,000.00</u></td> </tr> </table>			<b>SYNOPSIS:</b>	Qty <u>1</u>	Total Est. Cost <u>\$ 450,000.00</u>	Total Actual Cost _____		Budgeted Yes	Est. City Share <u>\$ 450,000.00</u>	Actual City Share _____		Account # <u>100752</u>	<u>\$ 450,000.00</u>			Account # _____	_____			Account # _____	_____			Account # _____	_____			<b>TOTAL</b>		<u>\$ 450,000.00</u>
<b>SYNOPSIS:</b>	Qty <u>1</u>	Total Est. Cost <u>\$ 450,000.00</u>	Total Actual Cost _____																											
	Budgeted Yes	Est. City Share <u>\$ 450,000.00</u>	Actual City Share _____																											
	Account # <u>100752</u>	<u>\$ 450,000.00</u>																												
	Account # _____	_____																												
	Account # _____	_____																												
	Account # _____	_____																												
	<b>TOTAL</b>		<u>\$ 450,000.00</u>																											
<b>BACKGROUND, JUSTIFICATION AND IMPACT:</b> (Safety and Welfare/Financial/Personnel/Infrastructure/etc.)																														
<p>The City's contract for Cemetery Grounds Maintenance and Grave Opening and Closing Services is set to expire on June 30, 2023. In order for the City to establish a new contract for this service, the City is required to conduct an RFP to solicit new proposals.</p> <p>The City will require additional time to conduct the RFP and establish a new contract. For this reason, the City also requests that a temporary contract extension be granted to extend the existing contract through July 31, 2023.</p>																														
<b>Requested action to be taken by Council:</b> Advertise Invitation for Request for Proposal	<b>Council Action Taken:</b> Select one	<b>Date:</b>																												
<b>Reviewed by City Administrator:</b> /s/John Lowe		06-08-2023																												


<b>POST BID/RFP RECOMMENDATION</b>	<b>Council Meeting Date:</b>
<b>Requested action to be taken by Council:</b> Select one	<b>Council Action Taken:</b> Select one
<b>ADDITIONAL INFORMATION:</b>	
<b>Reviewed by City Administrator:</b>	

ATTACHMENT(S):  Specifications  Bid/RFP Summary  Other: \_\_\_\_\_

CITY OF CARLSBAD

AGENDA BRIEFING MEMORANDUM

Council Meeting Date: June 13, 2023

<b>DEPARTMENT:</b> Executive	<b>By:</b> John Lowe,  City Administrator	<b>DATE:</b> 6-6-23											
<b>SUBJECT:</b> Approval of Agreement between the City of Carlsbad and Carlsbad Community Anti-Drug/Gang Coalition, Inc. for the Provision of Teen Court Services for FY 2023-2024													
<p><b>BACKGROUND, ANALYSIS AND IMPACT:</b> (Safety and Welfare/Financial/Personnel/Infrastructure/etc.)</p> <p>Since 2011, the City has maintained an agreement with the Community Anti-Drug/Gang Coalition, Inc. for the provision of Teen Court Services, which includes development, collaborations, court, sentencing, record keeping, accounting and other services related to the administration of a teen court program.</p> <p>The renewal is under the same terms and conditions as the 2018-2019 original agreement. The term of this agreement is from July 1, 2023 thru June 30, 2024 for the amount of \$24,000.</p>													
<b>DEPARTMENT RECOMMENDATION:</b> Approval of the FY 2023 - 2024 agreement													
<p><b>BOARD/COMMISSION/COMMITTEE ACTION:</b></p> <table border="0"> <tr> <td><input type="checkbox"/> P &amp; Z</td> <td><input type="checkbox"/> Lodgers Tax Board</td> <td><input type="checkbox"/> Cemetery Board</td> <td rowspan="2">} <input type="checkbox"/> APPROVED</td> </tr> <tr> <td><input type="checkbox"/> Museum Board</td> <td><input type="checkbox"/> San Jose Board</td> <td><input type="checkbox"/> Water Board</td> </tr> <tr> <td><input type="checkbox"/> Library Board</td> <td><input type="checkbox"/> N. Mesa Board</td> <td><input type="checkbox"/> _____ Committee</td> <td>} <input type="checkbox"/> DISAPPROVED</td> </tr> </table>			<input type="checkbox"/> P & Z	<input type="checkbox"/> Lodgers Tax Board	<input type="checkbox"/> Cemetery Board	} <input type="checkbox"/> APPROVED	<input type="checkbox"/> Museum Board	<input type="checkbox"/> San Jose Board	<input type="checkbox"/> Water Board	<input type="checkbox"/> Library Board	<input type="checkbox"/> N. Mesa Board	<input type="checkbox"/> _____ Committee	} <input type="checkbox"/> DISAPPROVED
<input type="checkbox"/> P & Z	<input type="checkbox"/> Lodgers Tax Board	<input type="checkbox"/> Cemetery Board	} <input type="checkbox"/> APPROVED										
<input type="checkbox"/> Museum Board	<input type="checkbox"/> San Jose Board	<input type="checkbox"/> Water Board											
<input type="checkbox"/> Library Board	<input type="checkbox"/> N. Mesa Board	<input type="checkbox"/> _____ Committee	} <input type="checkbox"/> DISAPPROVED										
<b>Reviewed by:</b> City Administrator: /s/John Lowe		<b>Date:</b> 06-08-2023											

Attachments: 2023-24 FY Agreement

**AGREEMENT BETWEEN THE CITY OF CARLSBAD AND  
CARLSBAD COMMUNITY ANTI-DRUG / GANG COALITION, INC.  
FOR THE PROVISION OF TEEN COURT SERVICES**

THIS AGREEMENT is entered into at Carlsbad, New Mexico, this 1<sup>ST</sup> day of July, 2023, by and between the CITY OF CARLSBAD, New Mexico, a municipal corporation, hereinafter referred to as "City" and CARLSBAD COMMUNITY ANTI-DRUG / GANG COALITION, INC., a New Mexico domestic nonprofit corporation, hereinafter referred to as the "Coalition".

WHEREAS, the goal of the teen court program is to reduce juvenile crime and recidivism rates and to educate teens about the criminal justice system; and

WHEREAS, in 2011, the City of Carlsbad and the Carlsbad Community Anti-Drug / Gang Coalition, Inc. entered into an agreement pursuant to the terms of which the Coalition provided the City with teen court services; and

WHEREAS, the City and the Coalition renewed that agreement every year thereafter upon the same terms and conditions as the original agreement; and

WHEREAS, the parties wish to continue to have a teen court program.

NOW, THEREFORE, the parties, in consideration of the mutual covenants and agreements herein contained, agree as follows:

1. **Provision of Teen Court Services.** The Coalition shall provide the City with complete Teen Court Services. Teen Court Services shall include at a minimum, but not be limited to:
  - A. **Development.** The Coalition shall design, develop, manage, and maintain a teen court program for appropriate juvenile offenders who reside in the City of Carlsbad. The teen court program shall be in compliance with all applicable state and local laws, ordinances, rules, regulations, policies, and codes.
  - B. **Other Entities.** The Coalition shall coordinate the teen court program with all related entities, including, but not limited to District, Magistrate, and Municipal Courts, law enforcement, and Juvenile Probation and Parole.
  - C. **Court.** The Coalition shall organize, schedule, host, and supervise all teen court hearings and events.
  - D. **Sentencing.** The Coalition shall design and implement appropriate sentencing activities for the participants, to include, but not limited to a defensive driving school certified by the State of New Mexico.
  - E. **Records.** The Coalition shall maintain complete and accurate records regarding the teen court activities it hosts, the participants involved, and the provision of all services required by this Agreement.
  - F. **Accounting.** The Coalition shall gather data and prepare and submit reports as

required by the City regarding the program's goals, objectives, and its progress towards those goals and objectives.

G. **Funding.** The Coalition shall seek other sources of funding and other resources for the teen court program.

H. **Promotion.** The Coalition shall promote its teen court program to encourage its utilization by appropriate entities.

I. **Labor and Supplies.** The Coalition shall provide all necessary employees, personnel, and volunteers, appropriately selected, screened, qualified, retained, and supervised, and all labor, materials, supplies, equipment, and tools needed to perform the its duties pursuant to this Agreement. The Coalition shall be solely responsible for all persons selected, work performed, and for the selection, operation, maintenance, and repair of all materials, supplies, equipment, and tools used.

J. **Meetings.** The Coalition shall attend meetings as may be scheduled from time to time with the City Administrator, City staff, the governing body of the City, the courts, law enforcement, and Juvenile Probation and Parole.

K. **Additional Duties.** The Coalition shall perform such additional duties as may from time to time be mutually agreed to by the parties.

2. **Compensation.** In consideration for the services rendered by the Coalition to the City pursuant to this Agreement, the City shall pay the Coalition Twenty Four Thousand dollars per year (\$24,000.00/year). That sum includes all applicable taxes. This compensation shall be paid in twelve equal monthly installments of Two Thousand dollars (\$2,000.00/month). Payment by the City to the Coalition shall be made only upon receipt of an invoice from the Coalition. Each invoice shall be properly documented and supported by a report detailing the services provided by the Coalition which invoice shall be in a form approved by the City and contain at a minimum the type and quantity of activities performed, the number of participants involved, the number of trials held, and the sentencing activities imposed. Prior to receiving any compensation from the City, the Coalition shall provide the City with a current IRS Form W-9.

3. **Term of Agreement.** The term of this Agreement shall be for one (1) year beginning on the 1<sup>st</sup> day of July 2023, and terminating on the 30<sup>th</sup> day of June, 2024. This Agreement may be renewed for no more than three (3) additional one (1) year terms upon the mutual consent of both parties. Notwithstanding any provisions to the contrary, this Agreement shall remain valid only so long as the Governing Body of the City appropriates sufficient funding. Should sufficient funding not be appropriated, this Agreement shall be terminated without penalty to the City.

4. **Compliance with Laws.** The Coalition shall comply with all applicable local, state, and federal laws, rules, regulations, and policies and shall obtain and maintain any and all permits, licenses, or certifications that may be necessary to carry out the operations contemplated by this Agreement. In the event the Coalition should cease to be properly permitted, licensed, or certified, it shall immediately inform the City Administrator and shall immediately cease its operations pursuant to this Agreement. Within five (5) days of ceasing to be properly permitted, licensed, or certified, the Coalition shall also notify the City in writing of that event. The

Coalition shall require all its officers, employees, and agents, to comply with all applicable local, state, and federal laws, rules, regulations, and policies.

5. **Confidentiality.** The Coalition understands that, in providing the services required by this Agreement, it, its officers, employees, personnel, agents, and volunteers may obtain or have access to information that is or may be confidential. The Coalition shall maintain all required confidentiality. The Coalition, its officers, employees, personnel, agents and volunteers shall not disclose, or permit the disclosure of, any confidential information received as a result of this Agreement except as may be permitted by law.

6. **Default or Breach.** Each of the following events shall constitute a default or breach of this Agreement:

A. **Bankruptcy Filing.** If the Coalition, during the term of this Agreement, shall file a petition in bankruptcy or insolvency or for reorganization under any bankruptcy act, or shall voluntarily take advantage of any such act by answer or otherwise, or shall make an assignment for the benefit of creditors.

B. **Involuntary Proceedings.** If involuntary proceedings under any bankruptcy law or insolvency act shall be instituted against the Coalition, or if a receiver or trustee shall be appointed for all or substantially all of the property of the Coalition and such proceedings shall not be dismissed or the receivership or trusteeship vacated within sixty (60) days after the institution or appointment.

C. **Failure to Comply.** If the Coalition fails to perform or comply with any of the conditions of this Agreement, and if the nonperformance shall continue for a period of fifteen (15) days after notice thereof by the City to the Coalition, or, if the performance cannot be reasonably had within the fifteen (15) day period, and the Coalition shall not in good faith have commenced performance within the fifteen (15) day period and then diligently proceeded to completion of performance.

D. **Transfer.** This Agreement shall not be transferred to or shall pass to or devolve to any other person or party, except in the manner specified herein.

7. **Effect of Default.** In the event of default hereunder as set forth in this Agreement, the rights of the non-defaulting party shall be as follows:

A. **Cancellation.** The non-defaulting party shall have the right to cancel and terminate this Agreement. On expiration of the time fixed in the notice, this Agreement and all rights, title, and interest of the defaulting party hereunder shall terminate in the same manner and with the same force and effect, except as to the defaulting party's liability, as if the date fixed in the notice of cancellation and termination were the end of the term herein originally determined.

B. **Compliance.** The non-defaulting party may elect, but shall not be obligated, to make any payment required of the defaulting party herein or comply with any agreement, term, or condition required hereby to be performed by the defaulting party; but any expenditure for correction by the non-defaulting party shall not be deemed to waive or release the default of the defaulting party or the right of the non-defaulting party to take any action as may be otherwise permissible or to seek other remedy under the law.



8. **Non-Waiver.** Waiver by the City of any default in performance by the Coalition of any of the terms or conditions contained in this Agreement shall not be deemed a continuing waiver of that default or any subsequent default.

9. **Termination.** Either party may terminate this Agreement without cause by providing the other party with written notice of its intention to terminate this Agreement at least sixty (60) days prior to the termination date. By such termination, neither party may nullify obligations already incurred prior to the date of termination of the Agreement. However, neither party shall have any obligation to perform services or make payment for such services rendered after such date of termination.

10. **Assignment.** Neither the Coalition nor its successors or assigns, if any, shall assign, mortgage, pledge, or encumber this Agreement in whole or in part, nor shall this Agreement be assigned or transferred by operation of law without the prior written consent of the City in each instance. If there is an approved assignment, mortgage, pledge, or encumbrance, the Coalition shall continue to be liable hereunder in accordance with the terms and conditions of this Agreement and shall not be released from the performance of the terms and conditions hereof. The consent by the City to an assignment, mortgage, pledge, encumbrance, sublease, or transfer shall not be construed to relieve the Coalition from obtaining the express written consent of the City to any future transfer of interest.

11. **Entirety of Agreement.** This Agreement incorporates all the agreements, covenants, and understandings between the parties hereto concerning the subject matter hereof, and all such covenants, agreements, and understandings have been merged into this written Agreement. No prior agreement or understanding, verbal or otherwise, of the parties or their agents shall be valid or enforceable unless embodied in this Agreement. The parties expressly waive any other or further representations, warranties, or agreements not set forth in this document.

12. **Independent Contractor.** The Coalition, its officers, employees, personnel, agents, and volunteers are independent contractors performing professional services for the City and are not employees of the City. The Coalition and its officers, employees, personnel, agents, and volunteers shall not accrue leave, retirement, insurance, bonding, use of city vehicles, or any other benefits afforded to the employees of the City of Carlsbad as a result of this Agreement.

13. **Workers' Compensation.** The Coalition agrees to comply with state laws and rules applicable to workers compensation benefits for its employees. If the Coalition fails to comply with the Workers' Compensation Act and applicable rules when required to do so, this Agreement may be terminated by the City.

14. **Procurement Code Penalties.** The Procurement Code, NMSA 1978, Sections 13-1-28 through 13-1-199, imposes civil and criminal penalties for its violation. In addition, the New Mexico criminal statutes impose felony penalties for illegal bribes, gratuities, and kickbacks.

15. **Notices.** All notices permitted or required by the terms of this Agreement shall be in writing and be deemed to have been duly given and delivered, if mailed, certified postage prepaid:

If to City:

The City of Carlsbad  
c/o City Administrator  
P.O. Box 1569  
Carlsbad, NM 88221-1569

If to Coalition:

Carlsbad Community Anti-Drug / Gang Coalition  
c/o Joana Wells, Program Manager  
P.O. Box 1867  
Carlsbad, NM 88221-1867

The parties shall notify each other in writing of any change in the above information.

16. **Amendment in Writing.** This Agreement shall not be altered, changed, or amended except by a written instrument executed with the same formality as this Agreement.

17. **New Mexico Law & Venue.** The parties agree this Agreement shall be construed and controlled by the laws of the State of New Mexico. The parties further agree that any legal actions arising out of this Agreement shall be brought in the District Court of Eddy County, New Mexico for the Fifth Judicial District. The parties expressly consent to both in personam and subject matter jurisdiction of the Eddy County District Court and agree that venue shall properly lie in the Eddy County, New Mexico District Court.

18. **Arbitration.** Should any dispute arise between the parties in connection with the Agreement and if such dispute cannot be resolved by discussion between the parties, the parties agree to submit the unresolved dispute to binding arbitration in lieu of litigation.

19. **Captions.** The captions of any articles, paragraphs, or sections hereof are made for convenience only and shall not control or affect the meaning or construction of any of the provisions thereof.

20. **Exhibits.** Any instrument or document made and attached to this Agreement shall constitute a part hereof as though set forth in full in the body of this Agreement, whether made a part hereof by reference or whether made a part hereof by attachment.

**CITY OF CARLSBAD:**

\_\_\_\_\_  
DALE JANWAY, MAYOR


ATTEST:



CITY OF CARLSBAD

AGENDA BRIEFING MEMORANDUM

Council Meeting Date: 06-13-2023

<b>DEPARTMENT:</b> Carlsbad Police Department	<b>By:</b> Shane Skinner, Chief of Police 	<b>DATE:</b> 06-07-2023
---	--	-------------------------

**SUBJECT: Memorandum of Understanding between the Eddy County DWI Program and the City of Carlsbad for the Reimbursement of Funds to the City of Carlsbad for DWI Tracking**

**BACKGROUND, ANALYSIS AND IMPACT:** (Safety and Welfare/Financial/Personnel/Infrastructure/etc.)

The Eddy County DWI Program is requesting the Carlsbad City Council to consider the authorization of the Memorandum of Understanding in order to allow them to reimburse the City of Carlsbad for DWI Tracking Services. The Eddy County DWI Program would reimburse a City of Carlsbad Municipal Court Clerk up to \$2,500.00 during the FY 2023-24 in order for the court to provide a monthly report regarding the tracking of DWI's. The report would be submitted monthly to the Eddy County DWI Program Director. The tracking compliance is a requirement for New Mexico DWI offenders with court ordered treatment, community service, and other sanctions that are required for program funding.

This has been a long standing Memorandum of Understanding and is a renewal for FY 2023-2024.

**DEPARTMENT RECOMMENDATION:** I recommend the City of Carlsbad approve the Memorandum of Understanding with the Eddy County DWI Program in order to allow for reimbursement to the City of Carlsbad for DWI Tracking Services

**BOARD/COMMISSION/COMMITTEE ACTION:**

- |  |  |  |  |
|--|--|--|--|
| <input type="checkbox"/> P & Z         | <input type="checkbox"/> Lodgers Tax Board | <input type="checkbox"/> Cemetery Board  | } <input type="checkbox"/> APPROVED    |
| <input type="checkbox"/> Museum Board  | <input type="checkbox"/> San Jose Board    | <input type="checkbox"/> Water Board     |  |
| <input type="checkbox"/> Library Board | <input type="checkbox"/> N. Mesa Board     | <input type="checkbox"/> _____ Committee | } <input type="checkbox"/> DISAPPROVED |

**Reviewed by:**  
City Administrator: /s/John Lowe

**Date:** 06-08-2023

Attachments: Memorandum of Understanding A-23-87

## AGENDA REQUEST



**Department Submitting:** Eddy County DWI Program

**Contact Person:** Cynthia Sharif

**Phone:** 575-234-9963

**Agenda Date Of:** June 13, 2023

---

**Agreement or Resolution #: A-23-87**

**Agenda Item Title:** Memorandum of Agreement with the City of Carlsbad and the Eddy County DWI Program for DWI Offender Tracking services.

**Brief Description/Background:** Tracking a DWI Offender's compliance with their court order is a requirement of the DWI Program. Through this MOA a Carlsbad Municipal Court Clerk will report DWI Offender sentencing and compliance information from Carlsbad Municipal Court records to the DWI Program staff for entry into the state approved DWI Offender Tracking database. This MOA is funded by DWI Distribution funds and has been approved by the New Mexico Department of Finance and Administration DWI Program Manager and the Eddy County Commission.

Board Action Requested			
No Action, FYI Only		Make/Pass Motion	
Approve Resolution		Adopt Ordinance	
Discussion / Direction		Approve and Sign Letter	
Other			
Approve and Sign Agreement	x	Reviewed By County Attorney	Yes x No



STATE OF NEW MEXICO  
COUNTY OF EDDY

AGREEMENT A-23-87  
MEMORANDUM OF UNDERSTANDING  
BETWEEN THE EDDY COUNTY DWI PROGRAM  
AND THE CITY OF CARLSBAD

This **MEMORANDUM OF UNDERSTANDING** is by and between the City of Carlsbad and the Eddy County DWI Program.

**WHEREAS**, alcohol and other drug impaired drivers in Eddy County constitute a threat to the motoring public and other citizens of Eddy County;

**WHEREAS**, the County of Eddy receives funds from the Local DWI Grant Program, Department of Finance and Administration, to reduce the incidences of alcohol and other drug impaired driving, crashes and fatalities involving impaired drivers;

**WHEREAS**, tracking the compliance of New Mexico DWI offenders with court ordered treatment, community service, and other sanctions is a required component for program funding;

**WHEREAS**, the City of Carlsbad is also concerned with reducing the number of impaired drivers in Carlsbad and is willing to allow the Eddy County DWI Program to pay a court clerk's hourly rate of pay (overtime rate of pay for non-exempt employee and hourly rate for exempt employee) to provide tracking information and data on DWI offenders referred by the Carlsbad Municipal Court to this program for Screening, Assessment and recommendations following a conviction for DWI.

**WHEREAS**, the County of Eddy can provide funds to the City of Carlsbad through this agreement for court clerk pay at their regular rate of pay for exempt employees and the overtime rate of pay for non-exempt employees to provide this information to the Eddy County DWI Program. Using a form developed by the Eddy County DWI Program, all requested information on DWI offenders will be submitted to the Eddy County DWI Program at least monthly. This information will be used by the Eddy County DWI Program to update the New Mexico DWI Offender Tracking System. Tracking DWI offender's compliance with their Court order provides support services to the DWI Program by providing required offender tracking information in accordance with DWI Program requirements.

**IT IS HEREBY AGREED:**

1. Eddy County DWI Program will reimburse the City of Carlsbad for tracking services performed by a Carlsbad Municipal Court Clerk, a total of \$2,500.00. An invoice for services will be submitted monthly to the Eddy



STATE OF NEW MEXICO  
COUNTY OF EDDY

AGREEMENT A-23-87  
MEMORANDUM OF UNDERSTANDING  
BETWEEN THE EDDY COUNTY DWI PROGRAM  
AND THE CITY OF CARLSBAD

County DWI Program by the Carlsbad Municipal Court and will include supporting documentation. Services will be billed at the service provider's hourly overtime or regular rate of pay, depending on employee classification.

2. It is required that the Carlsbad Municipal Court Tracking Service Provider submit a monthly report to the Eddy County DWI Program Director. The service provider is encouraged to attend the monthly DWI Advisory Council meeting and report monthly tracking information.
3. The total amount expended shall not exceed \$2,500.00 during the fiscal year 2023-2024, (July 1, 2023 through June 30, 2024) and this amount does include FICA and Medicare Match.

**THIS MEMORANDUM OF UNDERSTANDING** will become effective upon signature of both parties and will continue in effect until June 30, 2024, or until terminated by either party with thirty (30) days written notice of said termination.

*Signature Page to Follow*



STATE OF NEW MEXICO  
COUNTY OF EDDY

AGREEMENT A-23-87  
MEMORANDUM OF UNDERSTANDING  
BETWEEN THE EDDY COUNTY DWI PROGRAM  
AND THE CITY OF CARLSBAD

IN WITNESS THEREOF, the parties named herein have executed this Agreement as of the final date of signature below.


EDDY COUNTY BOARD OF COMMISSIONERS  
EDDY COUNTY, NEW MEXICO

Handwritten signature of Ernest Carlson in cursive.

Ernest Carlson, Commission Chairman

Date: June 6, 2023

ATTEST:

Handwritten signature of Cara Cooke in cursive.  
\_\_\_\_\_  
Cara Cooke, County Clerk

CITY OF CARLSBAD

\_\_\_\_\_  
Dale Janway, Mayor

Date: \_\_\_\_\_

ATTEST:

\_\_\_\_\_  
Nadine Mireles, City Clerk



**City of Carlsbad  
Personnel Department**

**Action Report  
Month of May 2023**

City of Carlsbad  
 Personnel Department Action Report  
 Month of May 2023

<b>EMPLOYEE REPORT</b>	Beginning of Month	New Hires	Terminations	Transfers In	Transfers Out	End of Month
Full-Time Employees	419	10	3	2	0	428
Part-Time/Temp Employees	46	30	4	0	2	70
Total Employees	465	40	7	2	2	498
Administrative	18	1	1	0	0	18
Judicial	8	0	0	0	0	8
Finance	17	0	0	1	0	18
Police	101	5	3	0	1	102
Fire	65	0	0	0	0	65
Community Development	85	27	1	0	1	110
Planning & Regulation	14	0	0	0	0	14
Utilities	72	3	1	0	0	74
Transportation & Facilities	85	4	1	1	0	89
<b>TOTAL</b>	465	40	7	2	2	498

<b>WEEKLY INDEMNITY</b>	Beginning of Month	New Claims	Released To Work	Terminated	End of Month
Employees on WI	5	0	2	0	3

<b>UNEMPLOYMENT CLAIMS</b>	Claims Received	Claims Returned	Claims Denied	Claims Approved	Claims Pending	Claims Appealed
Current Month	0	0	0	0	0	0

<b>DRUG TESTS</b>	<b>Number Given</b>
Pre-employment	34
Probationary	0
Post Accident	20
Random	0
Periodic	0
Probable Cause	1

<b>PHYSICAL EXAMINATIONS</b>	<b>Number Given</b>
Pre-employment	37
Return to Work Evaluation	0
Functional Capacity Evaluation	0

<b>TESTING</b>	<b>Number Given</b>
None	

<b>VACANCIES BID</b>	<b>Department</b>
Caretaker	Parks
Compliance Clerk	Executive
Transit Driver	Transit

<b>VACANCIES ADVERTISED</b>	<b>Applications Received</b>
Airport Operations Specialist	7
Electrical Inspector	Pending
Electrician	Pending
Firefighter/EMT	Pending
Heavy Equipment Operator	Pending
Lifeguard	27
Patrolman	Pending
Pro Shop Attendant, p/t	5
Seasonal Laborers	11
Transit Driver, on-call	Pending
Vactor Operator	Pending
Waste Water Operator	8
Water Park Assistant Manager	1

# CITY OF CARLSBAD



## TRANSPORTATION AND FACILITIES MAY 2023

### Monthly Reports from:

- **Community Service**
- **Construction**
- **Electrical**
- **Garage**
- **Parks**
- **Street**
- **Cemetery**

Digitally signed by Pat Cass  
DN: cn=Pat Cass, o=City of Carlsbad, ou=Public Works,  
email=pjcass@cityofcarlsbadnm.com, c=US  
Date: 2023.06.05 14:50:19 -06'00'

---

**Reviewed and approved by: Patrick Cass, Director of Public Works**

# COMMUNITY SERVICE DEPARTMENT

## Monthly Work Report

### May 2023

<b>Number of Employees</b> <b>06</b>	<b>No. of days in the Month</b> <b>31</b>
<b>Holidays</b> <b>1</b>	<b>No. of days worked in this month</b> <b>22</b>

Every Friday during the Summertime and every other Friday during the Wintertime the crew begins and ends each week doing litter control at Eddy House, Spring Park, Ocotillo Trails, Canal, Canyon St. Six Mile Dam Area, Medians on Greene & Eight St. and around the Cascades. The crew power-wash sidewalks, benches curb, and gutters on Canyon St. between Greene and Stevens St. clean the Cotton Patch property, and sprayed bird stop on Canyon St.

**Week of May 1<sup>st</sup> through May 5<sup>th</sup>**

The crew cut weeds and picked up trash on Lea st from sports complex to Canal, finished cutting weeds around Cascades, Weedeat and litter control under San Jose bridge, on Mermod / Texas Medians

**Week of May 8<sup>th</sup> through May 12<sup>th</sup>**


The crew weedeat on Plum ln and picked up trash, crew began removing all brush from tree line between Pecos acres and George. Crew cleaned and repainted areas at project playground to cover up graffiti, Trimmed trees growing over sidewalk on N. Canal and Orchard, Crew sprayed for weeds on Mermod, Texas, 6<sup>th</sup>, 8<sup>th</sup> camp drain, drain behind mall, 12<sup>th</sup> st drain, Lea st from sports complex to Canal, standpipe rd., curry rd., under San Jose bridge, Boyd.

**Week of Mat 15<sup>th</sup> through May 19<sup>th</sup>**

The crew continued removing brush on tree line and picking up trash, crew weedeat on S. Canal from Fiesta to Center st, Crew mowed stripes bowl to n/e 1<sup>st</sup> drain.

**Week of May 22<sup>nd</sup> through May 31<sup>st</sup>**

The crew continued picking up trash and pulling weeds from S. Canal drain, weedeat on Airport rd. fence line and pick up trash, clean parade route Memorial holiday, weedeat, pick up trash from S. 3<sup>rd</sup>

Prepared by:  \_\_\_\_\_  
 Justin Ramos, Streets Superintendent

Digitally signed by Justin Ramos  
 DN: cn=Justin Ramos, o=City of Carlsbad,  
 ou=Public Works,  
 email=jramos@cityofcarlsbadnm.com, c=US  
 Date: 2023.06.02 07:36:59 -06'00'

# CONSTRUCTION DEPARTMENT

## Monthly Work Report

### May 2023

<b>Number of Employees</b> 10	<b>No. of days in the Month</b> 31
<b>Holidays</b> 1	<b>No. of days worked in this month</b> 22

1. Installed light bases at Arcadia Park and the Bandshell area.
2. Finished trim work at the Hall of Fame / Museum.
3. Concrete work at the water station on Commerce Road.
4. Core drill work at the Double Eagle.
5. Repaired brick paver at the Plaza.
6. Sidewalk repair at 608 Chestnut Street
7. Sidewalk repair at 604 10<sup>th</sup> Street.
8. Sidewalk repair at 1302 W. Church Street.
9. Removed the boat dock at the beach parking lot.
10. Repaired the restroom door at the Sports Complex.
11. Repaired the door lock at the Beach House.



Digitally signed by Pat Cass  
DN: cn=Pat Cass, o=City of Carlsbad, ou=Public  
Works, email=pjccass@cityofcarlsbadnm.com,  
c=US  
Date: 2023.06.02 15:08:12 -06'00'

Prepared by: \_\_\_\_\_

Patrick Cass, Public Works Director

# ELECTRICAL DEPARTMENT

## Monthly Work Report

### May 2023

<b>Number of Employees</b> 08	<b>No. of days in the Month</b> 31
<b>Holidays</b> 1	<b>No. of days worked in this month</b> 22

### Number of Jobs Performed for Individual Departments

<b>1.</b>	Airport	32
<b>2.</b>	Golf Course	19
<b>3.</b>	Parks	38

#### **4. Waste Water**

a.	Treatment Plant	13		b.	Primary Lift	05
c.	Lift Station	16		d.	Other	0

#### **5. Water**

a.	Water Wells	24		b.	Double Eagle	29
c.	Yard	0		d.	Other	0

#### **6. Public Building and Yards**

a.	City Hall	10		b.	Library	05
c.	Museum	06		d.	Mesa Senior Rec.	12
e.	Alejandro Ruiz Sr. Center	10		f.	Riverwalk Rec.	11
g.	Rifle Range	03		h.	Community Soup Kitchen	0
i.	Antique Lights	33		j.	Pecos River Village	09
k.	Convention Center	06		l.	Civic Center	14
m.	Avalon Building	01		n.	Literacy Building	01
o.	Public Works Yard	12		p.	Bob Forrest Sports Complex	27
q.	Sign Shop	0		r.	Solid Waste	18
s.	Janel Whitlock Building	06				

<b>7.</b>	Traffic	25
<b>8.</b>	Streets	12
<b>9.</b>	School Crossing Lights	05
<b>10.</b>	Transportation	06
<b>11.</b>	Cascades	16
<b>12.</b>	Sunnyview Catch Basin	0
<b>13.</b>	Underground Line Locates	96



Digitally signed by Pat Cass  
 DN: cn=Pat Cass, o=City of Carlsbad, ou=Public  
 Works, email=pjass@cityofcarlsbadnm.com, c=US  
 Date: 2023.06.01 10:18:54 -06'00'

Prepared by: \_\_\_\_\_  
**Patrick Cass, Director of Public Works**

# Garage

## Monthly Work Report

### May 2023


<b>Number of Employees</b> 15	<b>No. of Days In The Month</b> 31
<b>Holidays</b> 1	<b>No. of Day Worked In The Month</b> 22

Mechanics performed necessary repairs and adjustments to keep the Public Work equipment and fleet vehicles operable. They performed preventive maintenance checks on various vehicles and equipment as needed to prevent costly repairs in the future. Made service calls for all departments as required.

Lubrication filled fluid levels on refuse collection trucks daily. Delivered fuel to various locations and projects. They perform preventive maintenance on units (changed oil and filters, lubricated, serviced batteries, and cleaned battery cables) according to maintenance schedule. They checked all vehicles anti-freeze levels and steam cleaned parts for mechanics.

Tire repair shop removed, repaired, and reinstalled tires for Public Works equipment and fleet vehicles to keep them in service. Submitted requisitions and got Purchase Orders for tire repairs and tire purchase for all departments. Delivered tires to different locations. Made services calls for tire repairs or to air tires as required. Kept spare tire room supplies and tire inventory current.

Welding shop performed various repairs on vehicles, equipment and structures as needed. They fabricated, built and repaired various projects for all departments within the City as needed.



Digitally signed by Steven Rodriguez  
 DN: cn=Steven Rodriguez, o=City of  
 Carlsbad, ou=Garage  
 Superintendent,  
 email=snrodriguez@cityofcarlsbadn  
 m.com, c=US  
 Date: 2023.06.05.09:56:05 -06'00'

Prepared by: \_\_\_\_\_

Steve Rodriguez, Garage Superintendent



# PARKS DEPARTMENT

## Monthly Work Report

May 2023

<b>Number of Employees</b> 13		<b>No. of days in the Month</b> 31
<b>Holidays</b> 0		<b>No. of days worked in this month</b> 22

### Week of May 1<sup>st</sup> through May 5<sup>th</sup>

Six employees did litter control and replaced trash can liners at the following Park/Areas: Hall Addition Park, Cass Park, Davis Park, Troy Young Park, Nick Salcido Fitness Park, Cruz Fernandez Park, Arcadia Park, Ray Anaya Plaza, Martin Luther King Park, Lower Tansill Area, Riverview Park, and Lake Carlsbad Municipal Park. Two employees mowed Sawyers Park, Riverside Park, Desert Willow Park, Lamont St. Park, Smith Park, Arcadia Park, Cruz Fernandez Park, Nick Salcido Fitness Park, Ray Anaya Plaza, Troy Young Park, Davis Park, Cass Park, Hall Addition Park, Veterans Memorial Park, Martin Luther King Park, Lower Tansill Area, and Lake Carlsbad Municipal Park. Five employees trimmed the Playground on the Pecos, Millennium Park, James St. Park, Nick Salcido Fitness Park, and Ray Anaya Plaza. Two employees power-washed Lake Carlsbad Bandshell, Riverview Park Pavilions, Martin Luther King Pavilion, and Ray Anaya Plaza Stage. Three employees did maintenance at The Carlsbad Municipal Park Splash Pad. Three employees did irrigation adjustments and repairs at the Carlsbad Police Department, Cruz Fernandez Park, Walter Gerrells Center, Spring Park, and Alejandro Ruiz Senior Center.

### Week of May 08<sup>th</sup> through May 12<sup>th</sup>

Six employees did litter control and replaced trash can liners at the following parks/Areas: 8<sup>th</sup> St. Park, 5<sup>th</sup> St. Park, Lamont St. Park, Smith Park, Lake Carlsbad Municipal Park, Riverview Park, Lower Tansill Area, Martin Luther King Park, Ray Anaya Plaza, Nick Salcido Fitness Park, and The Carlsbad Shooting Range. Two employees mowed Smith Park, Lamont St. Park, 5<sup>th</sup> St. Park, Arcadia Park, Sawyers Park, Riverside Park, Desert Willow Park, Spring Park, Cruz Fernandez Park, Ray Anaya Plaza, Nick Salcido Fitness Park, McLenathen Park, Ira Stockwell Park, Sunset Park, Veterans Memorial Park, Lower Tansill Park, Carlsbad Shooting Range, Martin Luther King Park, and The Lake Carlsbad Municipal Park. Three employees did dirt work at Nick Salcido Fitness Park, and Ray Anaya Plaza. Three employees did maintenance at The Carlsbad Municipal Park Splash Pad. Three employees did irrigation repairs on valves and damaged sprinklers at Nick Salcido Fitness Park, North James St. Park, Millennium Park, and Lower Tansill Park. Two employees planted a tree at Lamont St. Park. One employee power-washed Friendship Park.

### Week of May 15<sup>th</sup> through May 19<sup>th</sup>

Five employees did litter control and replaced trash can liners at the following Park/Areas: The Lake Carlsbad Municipal Park, Riverview Park, Sawyers Park, Riverside Park, Desert Willow Park, Lower Tansill Area, Martin Luther King Park, Ray Anaya Plaza, and Nick Salcido Park. Two employees mowed Lamont St. Park, Smith Park 5<sup>th</sup> St. Park, 8<sup>th</sup> St. Park, Sawyers Park, Riverside Park, Desert Willow Park, Ray Anaya Plaza, Nick Salcido Fitness Park, Lower Tansill Park, Heritage Park, Spring Park, Veterans Memorial Park, Lower Tansill Area, Martin Luther King Park, Riverview Park, and Lake Carlsbad Municipal Park. Five employees trimmed Heritage Park, Spring Park, Veterans Memorial Park, Lower Tansill Area, Martin Luther King Park, Lake Carlsbad Municipal Park, and Riverview Park. Three employees power-washed the new walk bridge, Carlsbad Bandshell Pavilion, Riverview Park Pavilions, Martin Luther King Park, and Ray Anaya Plaza Stage. Three employees did maintenance at Carlsbad Municipal Park Splash Pad. Three employees made irrigation repairs at the Freedom Trees, North Mesa Rec. Center and Riverview Park.

### Week of May 22<sup>nd</sup> through May 26<sup>th</sup>

Four employees did litter control and replaced trash can liners at the following Parks/Areas: Lake

Carlsbad Municipal Park, River Park, Lower Tansill Area, Martin Luther King Park, Nick Salcido Fitness Park, and Ray Anaya Plaza. Two employees mowed Sawyers Park, Desert Willow, Riverside Park, Smith Park, 8<sup>th</sup> St. Park, Arcadia Park, Davis Park, Cruz Fernandez Park, Troy Young Park, Cass Park, Hall Addition Park, Lower Tansill Area, Veterans Memorial Park, Riverview Park, and Lake Carlsbad Municipal Park. Five employees trimmed Sawyers Park, Desert Willow Park, Riverside Park, Smith Park, 5<sup>th</sup> St. Park, Lamont St. Park, Park Drive, and Freedom Trees Park. Two employees power-washed Riverview Park Pavilions, Carlsbad Bandshell Pavilion, and Martin Luther King Park Pavilion. Three employees did maintenance on the Lake Carlsbad Municipal Park Splash Pad. Three employees made irrigation repairs at Alejandro Ruiz Center, Smith Park, and the Carlsbad Library.

**Week of May 29<sup>th</sup> through May 31<sup>st</sup>**

Four employees did litter control and replaced trash can liners at the following parks/Areas: Nick Salcido Fitness Park, Ray Anaya Plaza, Martin Luther King Park, Lower Tansill Area, Riverview Park, and Lake Carlsbad Municipal Park. Two employees mowed Hall Addition Park, Cass Park, Davis Park, Troy Young Park, Playground on the Pecos, Millennium Park, and North James St. Park. Six employees trimmed The Playground on the Pecos, Millennium Park including the river bank. Three employees did maintenance at The Lake Carlsbad Municipal Splash Pad. Three employees made irrigation repairs at Millennium Park, North James St. Park, and Ray Anaya Plaza.



Digitally signed by Michael Hernandez  
DN: cn=Michael Hernandez, o=City of Carlsbad,  
ou=Parks Department,  
email=mrhernandez@cityofcarlsbadnm.com, c=US  
Date: 2023.06.01 10:01:42 -06'00'

Prepared by: \_\_\_\_\_

Michael Hernandez, Parks Superintendent

# Street Monthly Work Report May 2023

<b>Number of Employees</b> 09	<b>No. of days in the Month</b> 31
<b>Holidays</b> 1	<b>No. of days worked in this month</b> 22

The Street Department mows, patches, sweep streets, repair/clean alleys, and other various jobs as needed in Areas.

**Week of May 1<sup>st</sup> through May 05<sup>th</sup>**

The crew went to Albuquerque twice this week to pick up blocks for the Cemetery fence, the crew worked at the Alejandro Ruiz building at the safe walking area pad on the southeast side of the building. The Crew re-landscaped the tree well at The Cascades from irrigation repair, cleaned drains and set up a fence for the beer garden, and shut down the roads for the Main Street event.

**Week of May 08<sup>th</sup> through May 12<sup>th</sup>**

The crew repaired the alley at the 400 block of N. Mesa and repaired the patch between L&M at Cemetery (water leak). The crew hauled trash to the landfill and cleaned piles and debris at Lower Tansill. Crew mowed on National Parks Highway to Del Paso, and also mowed on the Hobbs Highway. They began to landscape around the train at the beach and marked the intersection of Orchard and N. Canal with signs.

**Week of May 15<sup>th</sup> through May 19<sup>th</sup>**

The crew worked on a tree line between Pecos Acres and George St removing big brush and cactus. The crew mowed on the Hobbs highway and mowed at Muscatel and E. Orchard Lane.

**Week of May 22<sup>nd</sup> through May 31<sup>st</sup>**

The crew worked on cleaning out the drain on S. Canal and cleaned drains with the backhoe on N/E 1<sup>st</sup> Street from Church to Mermod Street. The crew cleaned the drain at Troy Young Park and patched potholes in areas 12 and 9.

**2023 Signs and Markings Division of the Street Department**

Type of Sign	Repaired	Stripped	Replaced	Installed	Constructed
Stop Sig	13		01	02	
Warning Signs	02		03	04	06
Guide Signs	01		05	02	02
Street Marker Signs	03			03	07
Regulatory Signs	02		01	02	02

**Other work performed by Signs and Markings Division of the Street Department**

- The crew painted no parking at PRV for the Solid Waste dumpster.
- The crew painted on Orchard and Canal intersections white, yellow, and arrows.

Prepared by:   Digitally signed by Justin Ramos  
 DN: cn=Justin Ramos, o=City of Carlsbad,  
 ou=Public Works,  
 email=jrramos@cityofcarlsbadnm.com, c=US  
 Date: 2023.06.02 10:19:53 -06'00'

---

Justin Ramos, Street Superintendent

**CEMETERY MONTHLY REPORT**

May, 2023

	<b>Carlsbad Cemetery</b>	<b>Santa Catarina</b>	<b>Sunset Gardens</b>	<b>Total</b>
<b>Number of Interments:</b>	<b>14</b>	<b>1</b>	<b>5</b>	<b>20</b>
Cremations (Columbarium, included)	<b>10 (0)</b>	<b>1</b>	<b>3(0)</b>	<b>14(0)</b>
Babyland	<b>0</b>	<b>0</b>	<b>0</b>	<b>0</b>
Indigent	<b>0</b>	<b>0</b>	<b>0</b>	<b>0</b>
Saturday	<b>3</b>	<b>0</b>	<b>1</b>	<b>4</b>
Double Depth	<b>0</b>	<b>0</b>	<b>0</b>	<b>0</b>
SUNDAY/Holiday	<b>0</b>	<b>0</b>	<b>0</b>	<b>0</b>
Disinterment:	<b>0</b>	<b>0</b>	<b>0</b>	<b>0</b>
<b>Sale of Lots: (Columbaria, included)</b>	<b>14(0)</b>	<b>0</b>	<b>0</b>	<b>14(0)</b>
On Payment Plan:	<b>2</b>	<b>0</b>	<b>0</b>	<b>2</b>
Pre-Need: (Columbaria, included)	<b>6(0)</b>	<b>0</b>	<b>0</b>	<b>6(0)</b>
<b>Meetings:</b>	<b>0</b>	<b>0</b>	<b>0</b>	<b>0</b>
<b>Monument Permits:</b>	<b>1(0)</b>	<b>0</b>	<b>0</b>	<b>1</b>
<b>Complaint/Incident Reports:</b>	<b>0</b>	<b>0</b>	<b>0</b>	<b>0</b>
Vandalism				
Damaged Stone				
Sunken Grave				
Sunken Marker				
Theft				
Flowers				
Maintenance				
Other				
<b>Correspondence:</b>				



# **CITY OF CARLSBAD**

**FY 2022 - 2023**

## **DEPARTMENT OF UTILITIES**

**APRIL 2023**

***Ivan M. Abell, Director of Utilities***

# ENVIRONMENTAL SERVICES REPORT

## April 2023

<b>Environmental Services:</b>	<b>Current Month</b>	<b>Previous Month</b>	<b>Calendar Year to Date</b>
State and Federal Environmental Violations by City	0	0	0
Environmental Assessments (CDBG, P&Z, Drilling)	0	0	0
Environmental Compliance Inspections	0	0	0
Criminal Complaints Filed	0	0	0
Environmental Projects or Programs	0	0	0
Grease Interceptors Inspections	0	0	0

<b>Laboratory: Municipal Water Sampling/Analysis:</b>	<b>Current Month</b>	<b>Previous Month</b>	<b>Calendar Year to Date</b>
Wellfield Chemical Characteristic Analysis	36	44	177
Partial Wellfield Chemical Characteristics	27	33	135
Monitoring Wells Chemical Analysis	4	0	12
Total Coliform Analysis	40	40	160
Fecal Coliform Analysis	0	0	0
Chlorine Residual Tests (DE)	20	23	84
Special Chemicals (BTEX, Ammonia, Nitrite)	0	0	0

<b>Municipal Wastewater Sampling/Analysis (Reads):</b>	<b>Current Month</b>	<b>Previous Month</b>	<b>Calendar Year to Date</b>
Chemical Oxygen Demand Tests	0	0	0
Biochemical Oxygen Demand	12	15	51
Total Suspended Solids Tests	12	15	51
Volatile Alkalinity Tests	0	0	0
E-Coli on Effluent	12	15	51
Metals/TCLP/PCB/M2 Sampling on Sludge	0	0	0
Fecal Coliform Analysis on Sludge (Compost)	0	0	0
Effluent Chemical Characteristic Analysis	1	1	4

<b>DMR Bench Sheet:</b>	<b>Current Month</b>	<b>Previous Month</b>	<b>Calendar Year to Date</b>
Influent BOD Avg. (Lbs.)	9,118	5,106	26,564
Effluent BOD Avg. (Lbs.)	33.57	44	180
BOD Removal (%)	99.63	99	397
Influent TSS Avg. (Lbs.)	13,128	3,966	28,227
Effluent TSS Avg. (Lbs.)	56.21	51	246
TSS Removal (%)	99.57	99	396

# ENVIRONMENTAL SERVICES REPORT

## April 2023

<b>Private Well Analysis:</b>	<b>Current Month</b>	<b>Previous Month</b>	<b>Calendar Year to Date</b>
Total Coliform Analysis	43	41	163
Total Coliform Analysis (Construction)	0	2	4
Number of Positives for Confirmation	0	0	0
Chemical Characteristics Analysis	0	2	2
Environment Department Mediated Tests	0	0	0
Lake Carlsbad E-Coli Analysis Performed	0	0	0
Lake Carlsbad Beach Closures Due to Bacterial Count	0	0	0

<b>Golf Course (Reclaimed) Water Analysis (NMED Groundwater Discharge Permit):</b>	<b>Current Month</b>	<b>Previous Month</b>	<b>Calendar Year to Date</b>
Nitrate	4	5	17
Total Kjeldahl Nitrogen	0	0	0
Total Dissolved Solids	1	1	4
E-Coli Analysis	12	12	49
Chemical Characteristics	0	0	0
Other NMED-Required Testing (Chlorides, etc.)	1	1	4

**Remarks:**

---



---



Digitally signed by Richard Aguilar  
 DN: cn=Richard Aguilar, o=City of Carlsbad,  
 ou=Env Services Lab,  
 email=raguilar@cityofcarlsbadnm.com, c=US  
 Date: 2023.05.04 10:53:52 -06'00'

**Richard Aguilar,**  
**Environmental Srvs. Superintendent**



**Solid Waste Department Summary**

April 2023

	<u><b>This Month</b></u>	<u><b>Previous Month</b></u>	<u><b>Last Year</b></u>	<u><b>Calendar Year to Date</b></u>
--	--------------------------	------------------------------	-------------------------	---

**Garbage Collection (ARC)**

Number of ARC Trucks in Operation	17 Of 18	15 of 18	11	
Tons Collected and Delivered to Landfill	2,050.41	2286.69	2,146.75	8,198.84
Number of Trips to Landfill	309	344	296.00	1160

**Residential and Commercial Services**

Number of Residential Services	10,336	10252	10,336.00	
Number of Commercial Services	1,001	996	1,001.00	
Number of New Residential Services	51	106	51.00	183
Number of New Commercial Services	15	8	15.00	29

\* No Data Available

**Container Maintenance**

Number of 3 CuYard Containers Repaired	24	21	30.00	104
Number of 3 CuYard Containers Replaced	13	14	5.00	32
Number of 1.5 CuYard Containers Repaired	0	0	0.00	2
Number of 1.5 CuYard Containers Replaced	0	0	0.00	2
Number of 96 gallon Containers Repaired	68	66	78.00	300
Number of 96 gallon Containers Replaced	7	23	44.00	36
Number of 96 gallon Lids Replaced	27	31	35.00	163
Number of 96 gallon Wheels Replaced	41	35	43.00	137
Number of 1.5 CuYard Lids Repaired	0	0	0.00	1
Number of 3 CuYard Lids Repaired	7	0	0.00	9
Number of New 96 Gallon Roll-outs	113	31	51.00	187

**Trash/Yard Waste Residential Collection (Grappler)**

Number of Trucks in Operation	4 of 7	4 of 7	4 of 5	
Tons of Trash Delivered to Landfill	169.07	205.28	454.52	742.26
Number of Trips to Landfill	62	73	107.00	238
Green Waste Collected and Delivered to WWTP (TONS)	0	0	0.00	0
Number of trips to WWTP	0	0	0.00	0



**Solid Waste Department Summary**

April 2023

This Month      Previous Month      Last Year      Calendar  
Year to Date

**Sandpoint Landfill Operation**

Waste Received from Carlsbad (Tons)	4,182.72	4,967.22	4,996.45	16,349.87
Waste Received from Artesia (Tons)	2,029.30	2,185.88	1,994.55	7,785.16
Waste Received from Eddy County (Tons)	3,171.70	3,875.74	2,044.40	12,870.02
Waste Received from Others (Tons)	61.58	84.58	7.18	557.70
Tipping Fees received at Gate	\$9,252.68	10,804.03	4,279.40	\$29,068.45
Tipping fees Billed	\$95,583.74	101,930.66	74,611.46	\$375,260.62
Solid Waste Facility Permit Violations	0	0.00	0.00	0


**Convenience Station**

Tons of Trash Collected and Delivered to Landfill	502.46	553.35	1,193.17	2,061.15
CuYards of Glass	0	0.00	0.00	0.00
Tons of Metal <span style="float:right">*No Data Available</span>	20.97	14.09	20.97	80.80
Green Waste Collected and Delivered to WWTP (TONS)	0	0.00	0.00	0.00
Number of trips to WWTP	0	0.00	0.00	0

**Roll Off Rentals**

Fees Billed	\$33,469.00	36,430.00	34,938.34	\$134,441.83
Tons of Refuse Collected and Delivered to Landfill	252.18	266.90	254.45	979.84
No. of 40 CuYard Containers Rented	0	0.00	0.00	0
No. of 30 CuYard Containers Rented	57	50.00	53.00	214
No. of 25 CuYard Containers Rented	0	0.00	1.00	0
No. of 15 CuYard Containers Rented	0	0.00	0.00	1

REMARKS:

\*No Data Available

  
 Albert Moisa, Solid Waste Superintendent  
 5-5-23

Date

# Carlsbad Municipal Water System Report

Apr-23

Acre Ft.

**Production Figures:**

This Month    Previous Month    Year to Date

Pumped from Sheep's Draw (Ac. Ft.)	823.91	484.97	1952.82
Water Imported from Double Eagle (Ac. Ft.)	96.54	105.25	384.66
Water delivered to Livestock (Ac. Ft.)	0.45	0.25	1.17
Water Sold to Apartments (Ac. Ft.)	13.05	8.60	44.11
Water Sold to Commercial Accounts (Ac. Ft.)	149.84	103.12	458.71
Water Sold to Government Accounts (Ac. Ft.)	33.42	16.05	81.60
Water Sold to Industrial Accounts (Ac.Ft.)	0.08	0.07	0.28
Water Sold to Residential Accounts (Ac.Ft.)	459.34	249.90	1272.32
Record Only Accounts (Ac.Ft.)	0.71	0.69	2.35
Water Sold to Semi-Commercial Accounts (Ac.Ft.)	16.48	9.71	42.23
Safe Drinking Water Act Violations	0	0	0

Wells:

Number in Operation (Sheep's Draw) **	7/9	Wells 5 & 9 are down	
KWH Consumed	543,440	468,080	1,604,440
Capitan Aquifer Level (Ft. from Surface @ #6)	391.17	390.00	
Number of New Water Services Installed	10	5	31

Meters:

Total in Service	12,646	12,610	
------------------	--------	--------	--

Fire Hydrants:

In Service	877	876	
Out of Service	3	4	
Repaired	3	7	11

Remarks:

<b>City Line Locates - 200</b>
<b>DE Line Locates - 51</b>

*Ron Myers*  
Digitally signed by Ron Myers  
 DN: cn=Ron Myers, o=City of Carlsbad, ou=Water Department, email=ron@cityofcarlsbad.com, c=US  
 Reason: I have reviewed this document  
 Location:  
 Date: 2023.05.08 11:16:34-0700  
 From: PDF Editor Version: 12.0.1

Ron Myers, Superintendent

## CARLSBAD WATER SYSTEM WELL OPERATION Apr-23

WELL	POWER CONSUMPTION X 400			WATER PRODUCTION X 1000				ENGINE HOUR CLOCK			WATER LEVELS			
	CURRENT MONTH	LAST MONTH	KWH CONSUMED	CURRENT MONTH	LAST MONTH	GALLONS PUMPED	ACRE FEET	CURRENT MONTH	LAST MONTH	HOURS RUN	GPM	STATIC	PUMPED per Hour Meter (gal)	gal/kwh
1	5865	5833	12,800	7,235	2,523	4,712,000	14.46	78.1	23.2	54.9	1,750		5,764,500	525
2	2198	2159	15,600	8,208	3,303	4,905,000	15.05	12080	11998	82.0	1,200		5,904,000	420
3	5570	5443	50,800	446,933	427,686	19,247,000	59.07	37800.3	37602.2	198.1	1,600		19,017,600	375
4	21914	21729	74,000	<b>620,921</b>	540,184	80,737,000	247.77	<b>52243.7</b>	51516.3	727.4	<b>1,750</b>		76,377,000	257
5	20470	20470	0	<b>1,281,031</b>	1,281,031	0	0.00	<b>63186.4</b>	63186.4	0.0	<b>1,200</b>		0	348
6	35592	34558	165,440	846,515	776,891	69,624,000	213.67	403.7	0	403.7	2,800	391.2	67,819,920	421
7	35673	35491	72,800	426,838	395,467	31,371,000	96.27	4237	3968.9	268.1	1,950		31,367,700	424
8	34098	33755	137,200	377,868	322,708	55,160,000	169.28	12680	12021	659.0	1,350		53,379,000	389
9	12660	12623	14,800	588,978	586,263	2,715,000	8.33	0	0	0.0	1,600		0	324
10												402.0		
TOTAL KWH CONSUMED			543,440	TOTAL PUMPED		268,471,000	823.91	TOTAL HOURS RUN		2,393.2	OIL		TOTAL CHLORINE USED	
											22.5		1,680	
Reservoir No. 4 Meter			Total Gallons Pumped Comparison				Total Rainfall			Notes				
Inlet This Month X 1000		3,549,349		THIS MONTH		268,471,000	823.91	0			Wells #4 and #5 on State Trust Land			
				LAST YEAR, SAME MONTH		287,697,000	882.91							
Inlet Last Month X 1000		3,282,782		DIFFERENCE		(19,226,000)	(59.00)							
Total Inlet		266,567,000		* corrected										

**MUNICIPAL WATER SYSTEM  
WATER RIGHTS PUMPED (C-76)  
ACRE FEET**

(9867 Acre Ft. Available Per Year)

YEAR	JAN	FEB	MAR	APR	MAY	JUN	JUL	AUG	SEP	OCT	NOV	DEC	TOTAL
2002	297.16	268.70	440.91	704.96	958.06	1,066.88	1,341.56	1,074.79	774.52	485.05	280.99	155.99	7849.57
2003	270.84	203.99	505.94	1,064.03	1,206.94	1,122.78	1,343.98	1,076.39	775.41	685.53	305.27	409.57	8970.67
2004	385.42	439.36	489.06	680.19	948.71	1,063.84	1,068.05	798.52	772.40	451.14	364.15	414.64	7875.48
2005	332.30	318.24	425.71	655.91	878.61	1,123.12	1,338.81	773.36	830.12	609.54	478.07	445.90	8209.69
2006	395.24	416.50	606.61	799.07	1,145.49	1,165.26	1,141.96	699.68	536.40	574.84	453.79	372.30	8307.14
2007	386.96	350.66	480.44	665.57	629.51	1,062.65	841.31	964.52	740.42	672.37	485.02	446.90	7726.33
2008	452.24	668.55	705.92	934.92	1,060.06	1,454.74	1,040.96	900.29	768.43	684.45	505.09	456.16	9631.81
2009	458.70	519.36	694.55	871.85	1,095.02	1,202.19	951.06	980.82	809.14	666.16	529.67	420.61	9199.13
2010	422.56	352.26	539.69	327.39	1,150.19	1,219.15	848.31	1,057.28	738.68	677.68	503.09	461.84	8298.12
2011	474.73	536.44	800.88	973.90	1,238.89	1,355.98	1,423.54	1,226.62	886.11	776.71	540.43	454.95	10689.18
2012	466.85	431.44	701.69	810.10	828.11	1,185.27	901.47	1,013.28	806.85	652.17	480.34	461.15	8738.72
2013	423.91	412.36	633.53	822.91	947.12	1,047.09	800.86	925.05	727.29	611.46	451.84	377.93	8,181.35
2014	388.31	383.82	557.69	701.51	872.84	1,031.98	1,122.07	893.82	552.90	541.69	414.16	391.00	7,851.79
2015	428.54	369.38	490.96	711.13	732.60	903.17	919.01	994.43	789.98	522.56	432.59	418.96	7,713.31
2016	408.24	364.58	449.03	573.56	672.93	921.77	1,157.49	791.59	541.42	587.72	443.39	442.94	7,354.66
2017	394.41	415.24	615.73	768.14	921.14	883.20	1,007.00	726.66	715.10	536.59	482.95	484.39	7,950.55
2018	484.78	402.92	640.20	750.65	991.56	1,023.15	954.69	853.04	684.90	530.89	386.73	404.76	8,108.27
2019	392.03	408.30	501.88	712.74	920.31	919.36	931.82	860.57	880.60	570.04	425.02	400.18	7,922.85
2020	424.96	402.62	508.41	896.76	983.81	1,161.49	1,242.85	1,055.78	1,045.26	625.06	411.27	463.48	9,221.75
2021	368.52	418.64	712.43	726.13	809.60	837.98	793.40	764.24	715.36	652.05	455.84	403.35	7,657.54
2022	336.78	376.58	515.94	882.91	973.98	975.97	1,147.87	848.51	773.62	493.31	404.67	435.85	8,165.99
2023	330.74	313.20	484.97	823.91									1,952.82

Sheep Draw Water Pumped - Acre Feet 9867 Acre Feet Available Per Year

Difference

	January	February	March	April	May	June	July	August	September	October	November	December	Total	
													9867	
1999	259.97	275.11	485.12	694.64	798.54	839.80	903.86	1,102.11	751.40	534.43	395.59	253.70	7,294.27	2,572.73
Total		535.08	1,020.20	1,714.84	2,513.38	3,353.18	4,257.04	5,359.15	6,110.55	6,644.98	7,040.57	7,294.27		
2000	303.85	377.05	592.71	710.82	1,063.12	1,168.66	1,072.41	1,134.64	886.90	487.13	260.33	278.46	8,336.08	1,530.92
Total		680.90	1,273.61	1,984.43	3,047.55	4,216.21	5,288.62	6,423.26	7,310.16	7,797.29	8,057.62	8,336.08		
2001	379.10	340.60	389.50	714.80	1,129.68	1,083.53	1,341.71	1,074.96	612.54	662.35	356.80	276.27	8,361.84	1,505.16
Total		719.70	1,109.20	1,824.00	2,953.68	4,037.21	5,378.92	6,453.88	7,066.42	7,728.77	8,085.57	8,361.84		
2002	297.16	268.70	440.91	704.96	958.06	1,066.88	1,341.56	1,074.79	774.52	485.05	280.99	155.99	7,849.57	2,017.43
Total		565.86	1,006.77	1,711.73	2,669.79	3,736.67	5,078.23	6,153.02	6,927.54	7,412.59	7,693.58	7,849.57		
2003	270.84	203.99	505.94	1,064.03	1,206.94	1,122.78	1,343.98	1,076.39	775.41	685.53	305.27	409.57	8,970.67	896.33
Total		474.83	980.77	2,044.80	3,251.74	4,374.52	5,718.50	6,794.89	7,570.30	8,255.83	8,561.10	8,970.67		
2004	385.42	439.36	489.06	680.19	948.71	1,063.84	1,068.05	798.52	772.40	451.14	364.15	414.64	7,875.48	1,991.52
Total		824.78	1,313.84	1,994.03	2,942.74	4,006.58	5,074.63	5,873.15	6,645.55	7,096.69	7,460.84	7,875.48		
2005	332.30	318.24	425.71	655.91	878.61	1,123.12	1,338.81	773.36	830.12	609.54	478.07	445.90	8,209.69	1,657.31
Total		650.54	1,076.25	1,732.16	2,610.77	3,733.89	5,072.70	5,846.06	6,676.18	7,285.72	7,763.79	8,209.69		
2006	395.24	416.50	606.61	799.07	1,145.49	1,165.26	1,141.96	699.68	536.40	574.84	453.79	372.30	8,307.14	1,559.86
Total		811.74	1,418.35	2,217.42	3,362.91	4,528.17	5,670.13	6,369.81	6,906.21	7,481.05	7,934.84	8,307.14		
2007	386.96	350.66	480.44	665.57	629.51	1,062.65	841.31	964.52	740.42	672.37	485.02	446.90	7,726.33	2,140.67
Total		737.62	1,218.06	1,883.63	2,513.14	3,575.79	4,417.10	5,381.62	6,122.04	6,794.41	7,279.43	7,726.33		
2008	452.24	668.55	705.91	934.92	1,060.06	1,454.74	1,040.96	900.29	768.43	684.45	505.09	456.16	9,631.80	235.20
Total		1,120.79	1,826.70	2,761.62	3,821.68	5,276.42	6,317.38	7,217.67	7,986.10	8,670.55	9,175.64	9,631.80		
2009	458.70	519.36	694.55	871.85	1,095.02	1,202.19	951.06	980.82	809.14	666.16	529.67	420.61	9,199.13	667.87
Total		978.06	1,672.61	2,544.46	3,639.48	4,841.67	5,792.73	6,773.55	7,582.69	8,248.85	8,778.52	9,199.13		

Sheep Draw Water Pumped - Acre Feet 9867 Acre Feet Available Per Year

Difference

	January	February	March	April	May	June	July	August	September	October	November	December	Total	
														9,867.00
2011	474.73	536.44	800.88	973.90	1,238.89	1,355.98	1,423.54	1,226.62	886.11	776.71	540.43	454.95	10,689.18	-822.18
Total		1,011.17	1,812.05	2,785.95	4,024.84	5,380.82	6,804.36	8,030.98	8,917.09	9,693.80	10,234.23	10,689.18		
2012	466.85	431.44	701.69	810.10	828.11	1,185.27	901.47	1,013.28	806.85	652.17	480.34	461.15	8,738.72	1,128.28
Total		898.29	1,599.98	2,410.08	3,238.19	4,423.46	5,324.93	6,338.21	7,145.06	7,797.23	8,277.57	8,738.72		
2013	423.91	412.36	633.53	822.91	947.12	1,047.09	800.86	925.05	727.29	611.46	451.84	377.93	8,181.35	1,685.65
Total		836.27	1,469.80	2,292.71	3,239.83	4,286.92	5,087.78	6,012.83	6,740.12	7,351.58	7,803.42	8,181.35		
2014	388.31	383.82	557.69	701.51	872.84	1,031.98	1,122.07	893.82	552.90	541.69	414.16	391.00	7,851.79	2,015.21
Total		772.13	1,329.82	2,031.33	2,904.17	3,936.15	5,058.22	5,952.04	6,504.94	7,046.63	7,460.79	7,851.79		
2015	482.54	369.38	490.96	711.13	732.60	903.17	919.01	994.43	789.98	522.56	432.59	418.96	7,767.31	2,099.69
Total		851.92	1,342.88	2,054.01	2,786.61	3,689.78	4,608.79	5,603.22	6,393.20	6,915.76	7,348.35	7,767.31		
2016	408.24	364.58	449.03	573.56	672.93	921.77	1,157.49	791.59	541.42	587.72	443.39	442.94	7,354.66	2,512.34
Total		772.82	1,221.85	1,795.41	2,468.34	3,390.11	4,547.60	5,339.19	5,880.61	6,468.33	6,911.72	7,354.66		
2017	394.41	415.24	615.73	768.14	921.14	883.20	1,007.00	726.66	715.10	536.59	482.95	484.39	7,950.55	1,916.45
Total		809.65	1,425.38	2,193.52	3,114.66	3,997.86	5,004.86	5,731.52	6,446.62	6,983.21	7,466.16	7,950.55		
2018	484.78	402.92	640.20	750.65	991.56	1,023.15	954.69	853.04	684.90	530.89	386.73	404.76	8,108.27	1,758.73
Total		887.70	1,527.90	2,278.55	3,270.11	4,293.26	5,247.95	6,100.99	6,785.89	7,316.78	7,703.51	8,108.27		
2019	392.03	408.30	501.88	712.74	920.31	919.37	931.82	860.57	880.60	570.04	425.02	400.18	7,922.86	1,944.14
Total		800.33	1,302.21	2,014.95	2,935.26	3,854.63	4,786.45	5,647.02	6,527.62	7,097.66	7,522.68	7,922.86		
2020	438.73	387.20	523.69	928.40	1,015.17	1,177.81	1,120.57	1,062.19	1,066.47	539.88	430.40	463.48	9,153.99	713.01
Total		825.93	1,349.62	2,278.02	3,293.19	4,471.00	5,591.57	6,653.76	7,720.23	8,260.11	8,690.51	9,153.99		
2021	368.01	418.64	712.43	726.13	809.60	837.98	793.40	764.24	715.36	652.05	455.84	403.35	7,657.03	2,209.97
Total		786.65	1,499.08	2,225.21	3,034.81	3,872.79	4,666.19	5,430.43	6,145.79	6,797.84	7,253.68	7,657.03		
2022	336.78	376.58	515.94	882.91	973.98	975.97	1,147.87	848.51	773.62	493.31	404.67	435.85	8,165.99	1,701.01
Total		713.36	1,229.30	2,112.21	3,086.19	4,062.16	5,210.03	6,058.54	6,832.16	7,325.47	7,730.14	8,165.99		
2023	330.74	313.20	484.97	823.91									1,952.82	7,914.18
Total		643.94	1,128.91	1,952.82	1,952.82	1,952.82	1,952.82	1,952.82	1,952.82	1,952.82	1,952.82	1,952.82		

**MUNICIPAL WATER SYSTEM  
WATER SOLD  
ACRE FEET**

YEAR	JAN	FEB	MAR	APR	MAY	JUN	JUL	AUG	SEP	OCT	NOV	DEC	TOTAL
2002	361.07	373.67	374.24	527.03	956.91	1164.77	996.81	977.93	1153.18	607.92	431.21	301.17	8225.93
2003	391.07	304.91	404.05	598.44	999.69	1030.55	1061.59	1169.02	1046.52	731.67	559.33	342.90	8639.75
2004	418.82	310.23	337.47	479.72	685.58	983.31	984.35	814.65	763.90	475.02	413.97	302.17	6969.19
2005	368.27	275.02	299.95	503.81	693.61	840.97	1296.63	886.95	754.89	658.48	468.42	377.74	7424.74
2006	414.11	677.07	450.26	678.99	725.58	1280.61	1083.09	705.47	564.79	572.49	430.08	334.08	7916.62
2007	354.13	318.22	380.07	437.50	653.63	756.31	899.69	774.47	896.99	541.76	530.36	344.60	6887.72
2008	326.32	375.13	413.71	627.22	842.55	1025.43	943.54	855.66	605.32	559.79	494.03	0.00	7068.68
2009	439.03	352.25	614.56	2321.13	1268.55	1211.80	1099.85	927.66	1030.30	765.46	976.92	564.86	11572.39
2010	567.77	471.98	547.89	757.41	1272.59	1066.67	1081.09	913.03	1105.63	1031.30	950.35	786.38	10552.09
2011	444.27	760.40	774.56	1233.94	1338.54	1352.52	1717.55	1405.40	1347.32	924.66	874.25	677.51	12850.91
2012	565.38	642.97	581.75	926.04	848.01	1000.31	1440.24	1151.94	1237.78	866.01	865.02	670.56	10796.01
2013	616.99	671.05	645.27	975.32	1,049.04	1,249.35	944.16	951.65	1,058.15	785.76	592.98	469.93	10009.65
2014	475.55	470.88	507.96	653.04	920.21	1,041.43	1,157.15	978.54	953.20	558.14	550.55	417.07	8683.72
2015	554.03	282.77	520.21	624.18	758.14	800.23	985.58	863.21	1,068.91	639.91	478.42	448.68	8024.27
2016	456.11	302.09	482.13	615.67	708.66	828.42	1,071.60	820.33	623.25	460.13	368.12	305.64	7042.15
2017	389.78	306.60	440.10	639.30	654.47	838.50	1,049.46	698.97	675.47	504.34	369.98	684.50	7251.47
2018	422.34	332.74	345.80	670.09	971.05	975.33	966.38	858.30	871.28	451.67	438.60	355.77	7659.35
2019	393.08	359.27	350.49	565.35	639.70	890.80	994.24	830.84	887.72	711.06	476.89	347.64	7447.08
2020	336.09	374.53	311.89	657.80	838.33	1,080.68	1,158.21	1,069.16	1,120.70	917.05	479.84	350.70	8694.98
2021	414.83	317.62	365.17	767.91	768.47	825.78	709.15	954.68	597.34	740.70	354.75	355.25	7171.65
2022	367.25	360.67	349.75	693.40	752.88	1,174.27	944.39	940.34	746.92	652.02	422.08	417.17	7821.14
2023	415.22	425.35	388.23	673.31									1902.11

\* No info available due to transition of new billing system.



## MUNICIPAL WATER SYSTEM METERS IN SERVICE

YEAR	JAN	FEB	MAR	APR	MAY	JUN	JUL	AUG	SEP	OCT	NOV	DEC
2002	10,385	10,398	10,360	10,396	10,485	10,486	10,492	10,479	10,512	10,468	10,448	10,534
2003	10,453	10,420	10,550	10,505	10,549	10,682	10,604	10,670	10,688	10,631	10,586	10,606
2004	10,608	10,541	10,617	10,624	10,627	10,678	10,700	10,730	10,671	10,672	10,684	10,597
2005	10,581	10,552	10,635	10,618	10,645	10,733	10,757	10,747	10,725	10,695	10,692	10,669
2006	10,676	10,669	10,663	10,704	10,687	10,759	10,720	10,746	10,739	10,711	10,670	10,645
2007	10,633	10,661	10,679	10,717	10,726	10,814	10,801	10,786	10,740	10,735	10,761	10,753
2008	10,804	10,784	10,809	10,826	10,836	10,880	10,861	10,875	10,820	10,758	10,713	
2009	10,747	10,881	11,126	11,179	11,156	11,232	11,160	11,184	11,158	11,169	11,182	11,107
2010	11,132	11,105	11,201	11,157	11,208	11,221	11,216	11,225	11,201	11,205	11,184	11,165
2011	11,271	11,292	11,256	11,270	11,281	11,349	11,331	11,333	11,327	11,300	11,267	11,224
2012	11,249	11,229	11,277	11,305	11,333	11,353	11,368	11,370	11,319	11,332	11,344	11,321
2013	11,290	11,361	11,415	11,405	11,412	11,450	11,488	11,527	11,507	11,478	11,482	11,442
2014	11,501	11,709	11,803	11,807	11,848	11,893	11,919	11,988	12,001	12,022	11,892	11,993
2015	11,865	11,871	11,916	12,014	11,957	12,153	12,062	12,087	12,020	11,968	11,825	11,978
2016	11,854	12,116	12,166	12,125	12,143	12,224	12,170	12,219	12,162	12,076	11,979	11,948
2017	12,053	12,014	12,173	12,213	12,173	12,223	12,205	12,376	12,213	12,300	12,204	12,288
2018	12,315	12,307	12,329	12,384	12,452	12,531	12,472	12,479	12,467	12,408	12,577	12,352
2019	12,440	12,386	12,556	12,508	12,653	12,656	12,698	12,827	12,644	12,804	12,708	12,653
2020	12,769	12,731	12,859	12,827	12,844	12,926	12,912	13,057	12,996	13,265	12,812	12,799
2021	12,830	12,920	12,945	13,205	13,026	13,162	*	*	*	*	*	*
2022	*	*	*	*	*	*	*	*	*	*	*	12,980
2023	12,572	12,604	12,610	12,646								

\* No info available due to transition of new billing system.

**AIRPORT WELLS  
WATER RIGHTS PUMPED  
ACRE FEET**

(61.24 Acre Ft. Available Per Year)

YEAR	JAN	FEB	MAR	APR	MAY	JUN	JUL	AUG	SEP	OCT	NOV	DEC	TOTAL
2012	0.59	0.62	1.08	0.83	1.83	3.64	2.31	3.67	2.27	2.01	1.67	1.87	22.41
2013	0.89	2.32	2.26	1.18	1.28	1.73	1.9	3.69	2.01	2.62	1.99	1.06	22.93
2014	1.86	0.73	1.04	1.55	0.66	0.20	3.17	0.96	0.37	1.89	0.80	0.61	13.84
2015	0.03	0.07	0.03	1.02	1.59	2.47	2.57	2.96	2.13	1.35	2.46	1.57	18.25
2016	1.14	2.21	3.25	3.48	2.43	1.45	0.064	0.031	0.002	0.016	0.00	0.058	14.13
2017	0.07	0	0.16	0.31	0	0.51	0.55	0.022	0.00	0	0.18	0.14	1.94
2018	0.00	0.07	0.06	0.082	0.303	0.00	0.002	0.002	0.002	0.002	0.001	0.002	0.53
2019	0.00	0.023	0.36	0.56	1.17	2.72	2.13	2.67	2.60	2.60	1.33	1.99	18.15
2020	0.48	1.04	0.49	1.47	0.61	1.37	0	0.99	1.55	2.03	0.46	0.35	10.84
2021	0.77	0.34	0.45	0.71	0.94	2.01	1	1.56	0.92	0.83	1.21	0.61	11.35
2022	0.89	0.62	0.95	0.27	0.21	0.33	0.9	0.08	0.12	0.01	0.03	0	4.41
2023	0.00	0.00	0.00	0.40									0.40

**AIRPORT WELLS  
WATER SOLD  
ACRE FEET**

2011	1.18	1.09	3.76	3.87	3.32	3.91	3.32	1.69	3.5	3.25	3.99	0.81	33.69
2012	2.36	2.65	3.77	3.84	1.27	3.02	2.66	4.22	2.62	2.3	2.65	1.28	32.64
2013	1.32	1.11	0.88	0.49	0.64	1.67	1.78	2.70	1.22	0.97	1.20	0.95	14.93
2014	1.15	0.05	1.51	0.82	0.07	0	0.44	0.27	0.01	0.02	0.01	0.01	4.36
2015	0.01	0	0	0	0	1.04	1.78	3.12	1.12	1.60	2.07	1.25	11.99
2016	1.4	2.14	2.86	3.35	2.18	1.22	0.04	0.03	0	0.02	0	0	13.235
2017	0	0	0.15	0	0	0.48	0.53	0.00	0	0.00	0.00	0	1.16
2018	0	0	0	0	0	0	0	0.00	0	0.00	0.00	0	0
2019	0	0	0.33	0.052	0	0.031	0.031	0.00	0.37	0.29	0.51	0.08	1.694
2020	0.04	6.27	0.38	1.21	0.58	1.17	0.31	0.00	1.5	1.75	0.40	0.29	13.9
2021	0.84	0.17	0.42	0.73	0.92	1.9	1.36	1.26	1.17	0.64	0.95	0.79	11.15
2022	*	*	*	*	*	*	*	*	*	*	*	*	0
2023	0	0	0	0									0

Note: Water Sold Report is always one month behind.

\*no info available

**WATER CUTOFFS**

YEAR	JAN	FEB	MAR	APR	MAY	JUN	JUL	AUG	SEP	OCT	NOV	DEC	TOTAL
2012		227	231	299	198	270	216	274	219	504	293	408	3139
2013	260	309	321	438	267	362	267	315	236	254	362	291	3682
2014	343	360	433	239	353	185	363	399	288	373	484	307	4127
2015	397	254	252	355	256	273	299	303	266	307		535	3497
2016	414	440	298	297	360	239	345	163	177	212	240	172	3357
2017	268	210	265	279	158	231	170	195	166	228	221	177	2568
2018	241	301	120	139	235	153	227	152	206	216	368	199	2557
2019	257	270	334	143	238	147	222	251	235	256	341	217	2911
2020	172	172	235	0	0	0	0	0	0	643	0	0	1222
2021	0	0	0	428	341	255	0	0	0	0	0	0	1024
2022	0	0	797	324	394	345	457	285	276	0	0	0	2878
2023	506	275	291	318									1390

**SHOOTING RANGE WELL  
WATER RIGHTS PUMPED  
ACRE FEET**

(3 Acre Ft. Available Per Year)

YEAR	JAN	FEB	MAR	APR	MAY	JUN	JUL	AUG	SEP	OCT	NOV	DEC	TOTAL
2013	0.05	0.03	0.12	0.16	0.18	0.28	0.21	0.32	0.16	0.20	0.08	0.05	1.84
2014	0.07	0.10	0.16	0.10	0.13	0.29	0.34	0.31	0.17	0.18	0.11	0.10	2.06
2015	0.08	0.07	0.12	0.12	0.11	0.12	0.12	0.26	0.21	0.12	0.08	0.09	1.50
2016	0.07	0.08	0.10	0.07	0.10	0.22	0.16	0.09	0.04	0.04	0.037	0.031	1.04
2017	0.009	0.01	0.03	0.02	0.04	0.10	0.04	0.055	0.046	0.05	0.03	0.034	0.47
2018	0.04	0.02	0.04	0.02	0.02	0.03	0.02	0.03	0.025	0.025	0.034	0.058	0.37
2019	0.061	0.05	0.06	0.05	0.03	0.03	0.01	0.02	0.02	0.02	0.086	0.080	0.51
2020	0.003	0.00	0	0	0.00	0.00	0.05	0.06	0.06	0.043	0.043	0.000	0.26
2021	0	0	0	0	0.00	0.03	0.02	0.02	0.09	0.03	0.02	0.04	0.25
2022	0.01	0.01	0.02	0.02	0.02	0.01	0.2	0.01	0.02	0.02	0.02	0.02	0.38
2023	0.01	0.02	0.02	0.02									0.07

**SUNSET GARDEN WELL  
WATER RIGHTS PUMPED  
ACRE FEET**

(28.2 Acre Ft. Available Per Year)

2012											10.75	0	10.75
2013	0.00	0.00	0.00	1.51	4.53	4.47	2.98	5.09	1.73	0.51	0.00	0.00	20.82
2014	0.00	0.00	0.00	0.00	0.00	0.00	6.81	2.58	0.53	0.00	0.00	0.00	9.92
2015	0.00	0.00	0.07	2.68	2.84	1.93	1.13	2.72	4.71	1.47	2.17	0.26	19.98
2016	0.13	1.89	3.37	4.30	4.49	4.11	4.66	0.82	0.00	0.00	0.00	0.00	23.77
2017	0.00	0.00	2.60	3.92	3.87	3.63	4.18	2.97	0.33	0.00	0.00	1.38	22.88
2018	0.00	0.07	0.00	1.48	3.53	3.74	1.57	3.46	2.79	1.00	0.00	0.00	17.64
2019	0.00	0.00	0.04	2.56	4.36	4.57	2.72	4.60	3.06	1.04	0.28	0.00	23.23
2020	0.13	0.55	1.06	2.53	3.77	1.58	3.97	3.97	3.81	2.46	0.78	0.29	24.90
2021	0.0045	0.00	1.06	2.23	3.09	3.29	3.36	2.23	2.60	1.07	1.49	1.41	21.84
2022	0.03	0.00	0.31	1.88	3.20	3.74	3.45	2.60	2.30	0.64	0.47	0.70	19.32
2023	0.00	0.02	0.73	2.40									3.15

**WOOD FARM WELLS**

1,000,000 325850

\*1,000,000 /325850 Formula do not delete

2011	0.08	0.90	11.80	9.78	22.64	22.54	18.60	19.88	37.60	8.30	2.20	0.02	154.34
2012	0.00	4.81	9.11	11.16	11.79	18.76	10.00	11.69	15.24	1.89	0.05	0.64	95.13
2013	0.35	0.61	7.29	12.51	16.04	16.64	10.62	16.57	8.61	4.90	2.34	0.27	96.75
2014	1.36	1.79	6.64	10.62	16.04	22.07	21.01	13.50	3.31	4.42	0.12	0.25	101.13
2015	0.29	1.31	4.58	13.01	37.20	2.17	11.54	20.96	8.74	1.62	0.44	0.55	102.41
2016	0.27	2.67	14.42	13.03	22.09	30.57	33.17	15.94	8.18	15.31	1.38	1.44	158.47
2017	1.62	0.93	11.50	17.68	24.58	29.33	29.59	11.05	14.91	8.18	1.56	1.43	152.36
2018	5.02	3.40	12.61	15.47	26.22	28.31	27.69	24.12	34.65	5.79	11.50	1.96	196.74
2019	4.11	2.42	0.01	14.42	49.65	0.70	25.05	21.72	26.74	13.96	7.00	7.03	172.81
2020	1.14	3.17	12.31	28.72	29.58	30.38	32.01	27.83	27.48	11.13	10.67	5.49	219.91
2021	6.43	4.67	13.65	12.36	10.29	18.34	18.00	12.59	17.68	14.25	9.66	0.00	137.92
2022	1.30	2.77	10.51	18.12	17.91	21.45	25.31	19.20	11.97	11.94	10.19	5.43	156.10
2023	10.89	6.93	13.21	15.06									46.09

**Water Department Summary**  
**Double Eagle Water System**  
**Apr-23**  
**Acre Ft.**

**Production Figures:** This Month Previous Month Year to Date

Water:

Pumped from Double Eagle (Ac. Ft.)	128.58	195.09	573.87
<b>Water Exported to Carlsbad Municipal System</b>	<b>96.54</b>	<b>105.25</b>	<b>384.66</b>
Water delivered to "Paying Livestock Water" Customers (Ac. Ft.)	0.41	0.72	1.53
Water delivered to "Free Livestock Water" Customers (Ac. Ft.)	0.91	0.60	2.99
Water sold to "Governmental Domestic Water" Customers (Ac. Ft.)	0.48	0.66	2.09
Water sold "Commercial Domestic Water" Customers (Ac. Ft.)	0.02	0.05	0.48
Water sold to "Industrial Water" customers (Ac. Ft.)	4.47	6.44	18.38
Water delivered to WIPP (Ac. Ft.)	1.83	1.40	5.32
Water Used by CSW - New Well Const.	0	0	0.00
Safe Drinking Water Act Violations	0	0	0.00

Wells:

Wells in Operation	21	22	
KWH consumed*	125,556	193,579	558,423
Total No. of Wells	23	23	
Ogallala Aquifer Level at Hudson 1	127.52	127.97	
Tatum Aquifer Level	118.8	120.15	
Meters in Service	66	66	

**Distribution Figures:**

Transmission Lines:

Line Extension (feet)	0	0	0
Line Replacement (feet)	30	0	30
Leaks (Main Lines)	8	7	33
Leaks (Service Lines)	0	0	0
Number of Isolating Valves Operated	4	2	16
Number of Isolating Valves Serviced	0	0	0
Number of Pressure Reducing Valves Serviced	0	0	0
Number of Air Relief Valves Serviced	0	0	0
Line Location Services	51	64	223

Remarks:

Wells Down - C-3, AMB-1, AMB-3, CR-16, CR-17, CR-10, CR-15A
* Not available
** No info available due to billing transitioning to new system.

*Ron Myers*

Ron Myers, Water Superintendent

**Double Eagle Well Operation  
Apr-23**

Well	Status	Water Production				Power Consumption			Motor Hours			Well Information		
		Present Read	Previous Read	Water Pumped		Present Read	Previous Read	KWH	Current	Previous	Hours Run	Avg GPM	Static Water Elevation	Pumping Elevation
				Gallons	Acre Ft.									
AMBASSADOR # 1	Neptune/ Trident											off		
AMBASSADOR # 4	Well Inoperable													
AMBASSADOR # 3	Well Inoperable					6,338	6,164	174				off		
C-11	McCrometer	39,746,963	38,509,867	1,237,096	3.80	142,112	137,360	4,752						
C-10	McCrometer	36,589,964	34,920,641	1,669,323	5.12	175,385	167,950	7,435						
C-6	Mc Crometer	42,945,585	38,186,603	4,758,982	14.60	532,999	519,939	13,060	21,154.2	20,693.4	460.8	140		
CAPROCK # 19	Mc Crometer Mag	33,884,288	33,222,552	661,736	2.03	30,768	29,059	1,709	16,269.7	15,780.0	489.7	25		
CAPROCK # 13	Mc Crometer	90,872,696	87,384,877	3,487,819	10.70	192,469	183,041	9,428	20,237.9	19,627.0	610.9	140		
C-9	McCrometer	27,563,963	26,466,412	1,097,551	3.37	129,041	125,938	3,103						
CAPROCK # 20	Sensus/ Omni	79,588,893	74,771,018	4,817,875	14.79	179,134	168,126	11,008	9,597.3	9,001.2	596.1	150		
CAPROCK # 10	Mc Crometer	10,467,327	10,467,327	0	0.00	114,737	114,655	82	19,746.2	19,746.2	0	90		
C-8	McCrometer	42,679,673	41,242,001	1,437,672	4.41	127,909	124,076	3,833						
C-7	McCrometer	24,309,051	23,370,502	938,549	2.88	93,468	91,019	2,449						
CAPROCK # 18	Sensus/ Omni	3,074,063	2,386,728	687,335	2.11	48,008	45,977	2,031	11,654.9	11,501.6	153.3	90		
CAPROCK # 6	Neptune/ Trident	131,779,589	128,033,056	3,746,533	11.50	60,297	51,295	9,002	27,709.8	27,140.0	569.8	105		
CAPROCK # 4	McCrometer	33,554,261	32,774,551	779,710	2.39	46,328	43,680	2,648	14,299.5	13,966.9	332.6	45		
CAPROCK # 1	Mc Crometer	34,735,639	34,239,764	495,875	1.52	136,983	134,755	2,228	17,420.9	17,077.8	343.1	30		
Frontier # 2	Mc Crometer	40,336,800	39,651,465	685,335	2.10	158,503	156,097	2,406	17,382.4	17,090.3	292.1	30		
Frontier # 1	Sensus/ Omni	39,295,722	37,978,885	1,316,837	4.04	6,708	3,134	3,574	25,966.2	25,604.4	361.8	50		
FRONTIER # 3	Mc Crometer	112,620,745	110,324,780	2,295,965	7.05	27,377	22,218	5,159	14,119.7	13,840.8	278.9	140		
C-2	Mc Crometer	5,411,603	2,426,005	2,985,598	9.16	11,459	5,130	6,329	470.5	211.2	259.3	160		
HUDSON # 1	Octave	14,715,427	13,383,343	1,332,084	4.09	230,012	226,232	3,780	10,304.6	10,053.1	251.5	130		
CAPROCK # 14	Mc Crometer	53,675,145	50,515,008	3,160,137	9.70	136,863	128,434	8,429	9,156.6	8,693.5	463.1	110		
CAPROCK # 15A	Mc Crometer	118,921,243	118,921,243	0	0.00	385,790	385,710	80	9,913.8	9,913.8	0	130		
CAPROCK # 21	Mc Crometer	68,879,341	67,964,572	914,769	2.81	176,788	173,341	3,447	13,090.1	12,904.6	185.5	65		
C-1	Mc Crometer	50,099,295	46,707,467	3,391,828	10.41	101,165	93,815	7,350	16,730.0	16,312.6	417.4	110		
CAPROCK # 2	Well Inoperable													
CAPROCK # 3	Well Inoperable													
CAPROCK # 5	Well Inoperable													
C-5	Well Inoperable													
C-4	Mc Crometer													
C-3	Mc Crometer													
CAPROCK # 17	Mc Crometer											80		
CAPROCK # 16	Mc Crometer											off		
Boosters		9,866,615	9,866,615	0	0.00	171,417	159,386	12,031	10999.9	10999.9	0			
2 MG RESERVOIR						1,074	1,045	29						
Totals				41,898,609	128.58			125,556			6065.90			

Meter Reads in Barrels  
 Ambassadors #1 & #3 - Wells Inoperable  
 C-3, & Caprock #16 - Wells Inoperable  
 Meter Changed Out  
 Meter removed.

**DOUBLE EAGLE WATER SYSTEM  
WATER RIGHTS PUMPED  
ACRE FEET**

7648 Acre Ft. Available Per Year

YEAR	JAN	FEB	MAR	APR	MAY	JUN	JUL	AUG	SEP	OCT	NOV	DEC	TOTAL
2003	122.27	104.02	106.63	131.16	131.94	108.31	137.27	122.89	129.50	122.80	83.40	125.20	1,425.39
2004	94.10	99.14	108.96	88.59	85.29	104.91	80.47	96.62	108.99	99.07	84.00	132.98	1,183.12
2005	81.06	73.83	91.00	90.00	110.71	129.71	103.80	125.81	89.55	91.54	92.55	103.75	1,183.31
2006	99.66	92.01	109.29	75.35	137.85	132.18	86.22	98.53	96.51	96.88	103.45	82.69	1,210.62
2007	73.12	78.65	99.85	73.60	97.46	93.25	114.77	141.58	113.26	111.06	98.79	109.92	1,205.31
2008	108.28	117.41	93.89	110.54	91.87	107.59	103.60	134.80	114.37	126.79	119.45	139.80	1,368.39
2009	115.53	83.87	105.70	112.09	109.80	124.02	128.01	105.62	101.64	134.59	96.48	98.93	1,316.28
2010	98.23	113.03	134.55	139.75	121.56	152.79	139.33	180.08	160.27	158.58	167.75	151.88	1,717.80
2011	171.89	131.01	144.73	160.28	185.57	170.30	157.83	137.34	139.25	135.26	137.58	117.98	1,789.02
2012	112.77	108.16	110.15	110.62	111.76	186.92	141.80	163.02	72.61	134.45	161.72	175.64	1,589.62
2013	164.38	146.44	142.20	145.50	142.80	124.28	97.54	94.88	109.18	103.89	93.63	85.58	1,450.30
2014	85.93	86.42	87.69	97.98	125.16	108.77	144.13	120.58	98.47	114.24	102.38	107.72	1,279.47
2015	89.83	63.29	89.61	87.98	64.58	50.44	70.24	51.81	37.52	33.59	30.08	30.07	699.04
2016	30.64	38.22	36.18	26.75	28.85	34.75	32.22	33.35	23.61	26.72	29.06	31.03	371.38
2017	25.7	35.61	28.01	23.74	32.89	38.88	31.35	39.17	34.97	35.18	35.9	30.94	392.34
2018	40.13	23.75	34.02	35.14	39.33	42.3	31.46	43.72	38.41	37.23	35.01	31.7	432.20
2019	38.5	31.43	38.88	47.10	47.95	27.52	54.21	65.54	52.22	48.53	47.46	38.97	538.31
2020	33.11	23.96	37.75	38.84	68.02	54.59	77.21	59.61	62.09	51.36	93.76	34.66	634.96
2021	62.14	65.22	46.43	96.87	69.61	96.94	91.63	56.41	120.17	121.64	87.7	85.52	1,000.28
2022	68.37	81.29	92.93	110.89	112.75	115	78.14	79.49	131.9	119.22	93.76	138.36	1,222.10
2023	108.02	142.18	195.09	128.58									573.87

**DOUBLE EAGLE WATER SYSTEM  
WATER SOLD/PROVIDED  
ACRE FEET**

YEAR	JAN	FEB	MAR	APR	MAY	JUN	JUL	AUG	SEP	OCT	NOV	DEC	TOTAL
2003	103.16	118.81	92.16	100.16	106.02	121.98	117.48	118.48	96.98	96.27	117.92	65.14	1,255
2004	77.06	132.54	98.28	113.37	95.77	156.29	95.71	102.28	75.52	133.76	82.88	78.70	1,242
2005	95.53	53.68	62.88	76.56	70.95	68.86	107.91	88.42	76.59	66.83	88.31	60.69	917
2006	68.06	68.09	64.04	74.07	54.60	73.13	70.56	65.77	63.28	71.94	70.15	67.72	811
2007	63.47	71.20	43.33	64.06	81.36	83.03	80.18	72.46	89.35	38.88	49.77	115.89	853
2008	73.31	54.99	170.85	58.17	113.89	87.58	112.17	93.30	54.07	113.46	87.57	0.00	1,019
2009	133.68	134.89	193.91	128.57	124.42	147.29	149.87	144.41	403.39	204.34	216.64	205.47	2,187
2010	166.20	147.23	156.74	206.90	262.81	159.74	235.21	209.27	261.26	289.04	249.98	202.71	2,547
2011	273.88	296.83	197.17	305.62	293.17	356.46	306.39	341.59	373.96	299.28	332.79	115.34	3,492
2012	70.53	108.07	365.95	127.64	147.59	169.53	110.81	151.82	168.33	94.88	158.73	145.76	1,820
2013	304.62	105.90	114.03	89.49	91.59	72.45	66.60	67.58	58.66	52.40	62.94	49.32	1,136
2014	60.02	54.78	73.24	66.94	80.62	76.05	68.73	80.55	75.86	58.67	67.36	63.32	826
2015	59.07	47.81	31.75	28.16	38.17	18.94	17.79	19.48	17.51	11.21	9.04	8.54	307
2016	11.61	8.13	9.02	7.07	5.58	4.20	7.95	6.37	7.11	4.21	3.57	3.61	78
2017	4.28	4.14	3.55	4.95	3.85	8.38	7.79	4.46	4.83	3.69	4.76	7.98	63
2018	6.59	9.34	3.65	6.59	7.74	7.76	11.90	10.94	10.64	4.89	8.53	4.29	93
2019	8.82	6.04	3.21	5.81	9.53	6.98	9.20	9.01	13.52	11.29	9.57	11.67	105
2020	8.15	8.88	6.63	7.80	8.57	11.79	12.75	11.66	9.38	8.64	8.64	11.87	115
2021	4.34	2.25	8.89	9.73	16.09	8.99	13.45	7.96	8.14	6.35	18.20	7.44	111.83
2022	4.86	4.86	7.35	8.99	11.39	11.67	13.44	12.63	11.79	7.41	8.69	5.88	108.96
2023	9.35	7.06	7.84	10.60									34.85

Note: Free Stock Included

17

\*\* Number includes Paying Livestock/Free Livestock/Gov Domestic/Comm Domestic/Industrial/WIPP

# WASTEWATER TREATMENT PLANT REPORT

## APRIL 2023

<b>Wastewater:</b>	<b>Current Month</b>	<b>Previous Month</b>	<b>Calendar Year to Date</b>
Total Effluent Discharge to Pecos River (Acre Ft.)	162.53	127.53	661.29
Treated Reuse Delivered to Mun. Golf Course (Acre Ft.)	55.79	30.03	108.91
Treated Reuse Sold to Rockhouse Ranch (Acre Ft.)	0.20	0.00	52.80
WWTP Irrigation Meter (Acre Ft.)	0.86	0.72	1.73
<b>Total Reuse Pumped</b>	<b>56.85</b>	<b>30.75</b>	<b>163.44</b>
After Hours Control Panel Alarms	0	4	8
KWH Consumed                      125,840-124,783=x160=	169,120	165,760	629,280
NPDES Permit Violations	0	0	0
Sodium Hydrochloride for Reuse (Gallons)	330	48	456

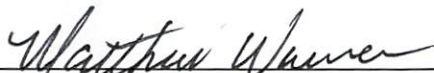
<b>Septage Disposal Report:</b>	<b>Current Month</b>	<b>Previous Month</b>	<b>Calendar Year to Date</b>
Total Number of Loads	152	179	664
Taxed Gallons                      277355.75 x \$.10	\$27,735.58	\$30,498.75	\$137,305.09
Taxed Manifest Books / \$30.00                      6 x \$30.00	\$180.00	\$60.00	\$600.00
Subtotal	\$27,915.58	\$30,558.75	\$137,905.09
5% Tax	\$1,395.78	\$1,527.94	\$6,895.29
<b>Taxed Billing</b>	<b>\$29,311.36</b>	<b>\$32,086.69</b>	<b>\$144,800.37</b>
Tax Exempt Gallons                      47497.50 x \$.10	\$4,749.75	\$8,851.50	\$33,356.50
Tax Exempt Manifest Books / \$30.00                      4 x \$30.00	\$120.00	\$30.00	\$150.00
<b>Taxed Exempt Billing</b>	<b>\$4,869.74</b>	<b>\$8,881.50</b>	<b>\$33,506.49</b>
<b>Total Billing</b>	<b>\$34,181.10</b>	<b>\$40,968.19</b>	<b>\$178,306.86</b>

<b>Biosolids:</b>	<b>Current Month</b>	<b>Previous Month</b>	<b>Calendar Year to Date</b>
Total Compost Produced (Cu. Yds.)	126.00	240.00	876.00
Amount of Sludge Sent to Compost Operation (Gallons)	295213.00	235912.00	1,075,460.94

<b>Wastewater Discharge Characteristics:</b>	<b>Current Month</b>	<b>Previous Month</b>	<b>Permit Limit</b>
Average Biochemical Oxygen Demand (Lbs./Day)	33.57	44.10	293.00
Average Total Suspended Solids (Lbs./Day)	56.21	51.08	1,051.00
Average Flow (Million Gallons/Day)	1.65	1.11	NA
E.Coli (30 Day Avg.)	1.03	1.00	126.00

**Remarks:**

---

  
 Matthew Warner, WW Superintendent



# SEWER COLLECTIONS REPORT

Apr 23

Calendar

This Month   Previous Month   Year to Date

**Collection Lines:**

<b>Total Mileage of Main Line in System</b>			<b>139</b>
Line Extension (Ft.)	0	0	0
Line Replacement (Ft.)	28	14	65
Repairs on Main Lines	2	2	8
Main Line Stoppages	0	0	5
Number of Manholes and Cleanouts	0	0	0
Manholes Flushed	0	0	0
Manholes Repaired	1	1	5
Customer Service Repairs	1	1	4
Customer Complaints, All Other	4	5	28
Carlsbad Line Location Service	0	0	0
Double Eagle Line Location Service	0	0	0
Ft. Sewer Liner Cleaned/Rodded	1,550	1,450	7,350
Sewer Tap Inspections	0	0	0
Total No. of Customer Services	0	0	0
Total No. of New Cust. Services Installed	0	0	0

**Lift Stations:**

<b>Total in Service</b>			
Number of After-Hour Control Panel Alarms	8	0	14
Number of Repairs	0	0	0
KWH Consumed, Primary Lift Station	53440	67,040	251,520
KWH Consumed, All Other Lift Stations	11905	11,740	47,814


*Wes Nichols* 5-1-23

Wes Nichols, Deputy Director of Utilities

**EFFLUENT DISCHARGE TO PECOS RIVER  
ACRE / FEET**

YEAR	JAN	FEB	MAR	APR	MAY	JUN	JUL	AUG	SEP	OCT	NOV	DEC	TOTAL
2000	275.31	248.42	260.88	233.80	316.16	282.37	276.77	278.69	311.94	258.03	349.52	325.73	3,417.62
2001	272.21	204.60	217.67	191.40	142.09	236.98	244.68	224.77	225.64	195.79	254.84	265.78	2,676.45
2002	266.35	232.01	263.62	256.99	225.81	190.74	250.02	214.79	206.30	244.07	207.28	239.84	2,797.82
2003	195.98	143.44	168.79	155.94	169.64	151.16	185.64	183.40	174.65	209.24	209.88	236.34	2,184.10
2004	232.32	213.56	223.88	291.51	274.82	213.81	209.05	186.17	199.53	241.73	280.59	208.26	2,775.23
2005	184.13	164.12	178.11	168.66	206.41	168.17	167.37	181.58	157.77	173.60	147.12	169.92	2,066.96
2006	141.87	127.02	172.99	140.40	140.92	169.70	174.86	188.76	197.39	185.97	178.88	182.23	2,000.99
2007	175.29	153.32	169.55	166.88	207.94	153.26	271.96	303.14	316.00	351.48	364.76	305.84	2,939.42
2008	259.44	239.22	252.53	246.40	228.69	180.08	206.35	210.09	240.35	261.89	258.89	171.21	2,755.14
2009	358.99	231.11	189.22	175.11	196.47	196.37	167.43	158.99	147.30	182.56	165.29	186.18	2,355.02
2010	179.80	164.40	171.85	172.47	136.28	138.37	220.04	174.07	196.08	190.49	192.02	181.35	2,117.22
2011	177.75	161.00	153.44	128.22	131.87	132.52	140.71	144.86	149.98	149.77	158.14	176.47	1,804.73
2012	177.26	133.35	158.96	132.17	197.54	139.17	163.09	149.43	143.97	124.39	140.86	183.20	1,843.39
2013	174.54	155.21	161.36	131.65	121.07	133.60	175.46	164.14	177.28	206.07	240.30	209.81	2,050.49
2014	210.63	150.47	156.04	153.06	160.67	157.52	218.21	280.09	284.34	255.76	244.57	224.53	2,495.89
2015	251.82	212.71	212.94	169.98	208.69	201.13	216.44	237.77	198.80	221.07	202.61	233.28	2,567.24
2016	250.84	215.81	203.86	199.36	220.94	213.33	202.97	238.61	251.05	230.03	217.11	202.17	2,646.08
2017	226.02	195.23	190.92	172.18	121.62	114.39	132.83	166.44	166.80	172.02	164.66	171.59	1,994.70
2018	180.72	134.33	132.78	116.31	115.83	119.59	129.91	152.77	160.73	184.72	166.96	175.48	1,770.13
2019	187.77	147.18	151.39	141.14	122.93	147.25	156.34	163.47	171.70	196.57	190.31	181.66	1,957.71
2020	171.87	152.55	144.74	108.70	129.17	128.14	127.36	133.91	137.49	147.44	150.85	168.11	1,700.33
2021	176.88	166.70	155.81	141.66	147.77	138.68	213.38	233.23	213.59	229.06	205.63	201.46	2,223.85
2022	215.85	180.58	165.29	88.93	133.36	132.40	154.29	155.42	159.82	200.87	194.49	193.65	1,974.95
2023	195.33	175.90	127.53	162.53									661.29

**EFFLUENT REUSE  
ACRE / FEET**

YEAR	JAN	FEB	MAR	APR	MAY	JUN	JUL	AUG	SEP	OCT	NOV	DEC	TOTAL
2000	0.00	0.00	0.00	0.00	0.00	0.00	0.00	0.00	0.00	0.00	0.00	0.00	0.00
2001	0.00	0.00	0.00	0.00	0.00	0.00	0.00	0.00	0.00	0.00	0.00	0.00	0.00
2002	0.00	0.00	0.00	0.00	0.00	0.00	0.00	0.00	0.00	0.00	0.00	0.00	0.00
2003	0.00	0.00	0.00	0.00	0.00	0.00	0.00	0.00	0.00	0.00	0.00	0.00	0.00
2004	18.94	15.45	17.52	25.36	40.46	43.55	50.58	38.81	31.31	20.14	7.82	8.08	318.02
2005	6.96	5.99	14.35	35.49	31.91	43.54	45.14	30.45	37.52	25.95	25.12	20.74	323.16
2006	22.68	22.17	23.21	37.40	49.95	99.47	207.81	72.92	23.20	34.28	20.50	17.75	631.34
2007	13.63	13.91	24.14	31.79	27.52	49.34	36.59	38.53	32.68	25.42	12.77	13.64	319.96
2008	15.06	20.54	21.83	41.29	46.49	48.50	35.56	40.95	22.85	38.63	26.92	7.18	365.80
2009	16.77	20.71	26.54	40.51	39.84	41.08	44.08	51.38	49.33	43.70	27.62	11.71	413.27
2010	16.58	8.89	23.08	31.79	62.07	61.63	15.10	49.33	28.02	29.55	21.36	18.51	365.91
2011	14.69	8.13	38.05	54.54	56.44	52.72	55.45	50.42	49.73	44.67	23.78	7.38	456.00
2012	5.82	10.40	24.91	46.25	37.18	50.67	42.51	59.86	50.03	26.67	15.56	8.15	378.01
2013	8.68	7.48	21.68	38.81	58.76	53.68	37.15	36.50	21.42	29.52	12.20	14.36	340.24
2014	19.88	23.44	34.05	32.20	47.27	54.26	67.18	45.85	21.00	32.05	19.69	28.04	424.91
2015	7.33	13.31	21.93	47.89	49.49	75.50	63.51	46.70	44.23	16.48	17.41	12.08	415.86
2016	7.43	17.65	41.85	42.00	37.41	34.82	53.26	35.94	29.90	29.75	21.56	18.97	370.54
2017	10.85	15.78	32.93	38.92	58.76	70.39	69.88	42.35	41.26	32.46	17.40	10.48	441.46
2018	25.29	45.73	62.15	81.04	88.81	83.84	93.81	74.15	55.54	42.74	34.22	15.62	702.94
2019	18.09	35.37	50.54	63.17	87.76	78.14	89.60	85.06	68.66	48.29	26.89	27.94	679.51
2020	28.16	29.07	40.67	66.70	70.90	67.84	77.07	74.77	58.73	42.58	23.60	10.88	590.97
2021	7.76	6.75	44.46	41.16	47.64	63.50	37.20	40.37	10.15	33.27	30.33	13.21	375.80
2022	6.81	14.04	38.29	48.19	67.72	82.38	70.77	77.47	75.39	27.51	15.31	14.71	538.59
2023	12.63	10.61	83.36	56.85									163.45

# CITY OF CARLSBAD

## INTER-OFFICE MEMORANDUM

Dale Janway, Mayor

John N. Lowe, City Administrator

June 6, 2023

TO: Council Members  
FROM: Mayor Janway  
RE: Board, Commission and Committee Appointments

---

Subject to the approval of the Governing Body, I would like to appoint the following:

### **Carlsbad Arbor Day Tree Foundation Advisory Board**

Reappoint: Juila Williams 4 year Term

### **Carlsbad Bob Forrest Youth Sports Complex Advisory Board**

Reappoint: Lance Ridgeway 3 Year Term

Reappoint: Leo Estrada 3 Year Term

Reappoint: Will Song Cho 3 Year Term

Reappoint: Matt Leroch 3 Year Term

### **Carlsbad Cemetery Advisory Board**

Reappoint: Suzanne Carlsen 2 Year Term

Reappoint: Jason Shirley 2 Year Term

### **Carlsbad Community Volunteer Network**

Reappoint: Jim Grantner 4 Year Term

Reappoint: Juila Williams 4 Year Term

Reappoint: Liz Gordy 4 Year Term

### **Carlsbad Disabilities Advisory Board**

Appoint: Mike Pfiefer 4 Year Term

Appoint: Machel Tackett 4 Year Term

Appoint: Rawnie McKibben 4 Year Term

### **Carlsbad Golf Course Advisory Board**

Reappoint: Dean Bair 4 Year Term

### **Lodgers' Tax Advisory Board**

Reappoint: Milan Patel 4 Year Term

Reappoint: Dr. Dara 4 Year Term

### **Planning and Zoning Commission Advisory Board**

Reappoint: Linda Wilson 2 Year Term

Reappoint: Valerie Branson 2 Year Term

**Carlsbad Public Library Board of Trustees Advisory Board**

Appoint: Jennifer Oney 4 Year Term  
Reappoint: Mark Howard 4 Year Term

**Carlsbad Riverwalk Recreation Complex Advisory Board**

Reappoint: Richard Carrasco 4 Year Term  
Reappoint: Dyllan Dominquez 4 Year Term

**Carlsbad North Mesa Senior Center Advisory Board**

Reappoint: Jay Redman 4 Year Term  
Reappoint: Juanita JoJola 4 Year Term  
Reappoint: Beth Fredericks 4 Year Term

**City of Carlsbad Veterans Memorial Advisory Board**

Appoint: Tom Lairson 4 Year Term  
Reappoint: Dagmar Youngberg 4 Year Term  
Reappoint: Charlie Daniell 4 Year Term  
Reappoint: Paul Hill 4 Year Term

**City of Carlsbad Board of Solid Waste Commissioners**

Reappoint: Jim Grantner 6 Year Term

Thank you  
DJ/wca

ORDINANCE NO. 2023-\_\_\_\_

AN ORDINANCE REZONING PART OF "R-R" RURAL RESIDENTIAL DISTRICT TO "C-2" COMMERCIAL 2 DISTRICT FOR AN APPROXIMATELY 18.5 ACRE PROPERTY, LOCATED AT 3201 BOYD DR., LEGALLY DESCRIBED AS TRACT 2A, TRACT 2B1, TRACT 2B2 & TRACT 2B3, REPLAT NO. 2 BOYD DRIVE SUBDIVISION LINE ADJUSTMENT PURSUANT TO SECTION 3-21-1 ET. SEQ. NMSA 1978 AND SECTIONS 56-150(B) AND 56-140(I), CARLSBAD CODE OF ORDINANCES.

BE IT ORDAINED BY THE GOVERNING BODY OF THE CITY OF CARLSBAD, EDDY COUNTY, NEW MEXICO, that:

The official zoning map of the City is hereby amended to rezone part of "R-R" Rural Residential District to "C-2" Commercial 2 District, for an approximately 18.5 acre property, located at 3201 Boyd Dr., legally described as:

Tract 2A, Tract 2B1, Tract 2B2 & Tract 2B3, Replat No. 2 Boyd Drive Subdivision  
Land Adjustment

INTRODUCED, PASSED, ADOPTED AND APPROVED this 25<sup>th</sup> day of July, 2023.

---

DALE JANWAY, MAYOR

ATTEST:

---

CITY CLERK



**NMRLD**

NEW MEXICO  
REGULATION &  
LICENSING DEPARTMENT

STATE OF NEW MEXICO  
MICHELLE LUJAN GRISHAM, GOVERNOR  
Linda M. Trujillo, Superintendent  
Andrew Vallejos, Director

April 13, 2023

By USPS Certified Mail No.: 9171 9690 0935 0078 6738 20

City of Carlsbad 9171 9690 0935 0078 6738 20

Attn: Nadine Mireles, Clerk

PO Box 1569

Carlsbad, NM 88221-1569

**Lic. No. /Appl. No.:** Application No. None provided

Name of Applicant: Hernandez Taqueria Jalisco, LLC

Doing Business As: Taqueria 4103 National Parks Hwy, Carlsbad, NM 88220

The Director of the Alcoholic Beverage Control Division (ABC) has reviewed the referenced Application and granted **Preliminary Approval**. It is being forwarded to you for Local Option District approval or disapproval of the Liquor License Application.

**Notice of the Public Hearing** required by the Liquor Control Act shall be given by the governing body by publishing a notice of the date, time, and place of the hearing twice during the 30 days prior to the hearing in a newspaper of general circulation within the territorial limits of the governing body. **The first notice must be published at least thirty (30) days before the hearing. Both publications must occur before a hearing can be conducted.** The notice shall include:

- (A) Name and address of the Applicant/Licensee;
- (B) The action proposed to be taken;
- (C) The location of the licensed premises.

In addition, if the Local Option District has a website, **the Notice shall also be published on the website.**

While the law states that "within forty-five (45) days after receipt of a Notice from the Alcoholic Beverage Control, the governing body shall hold a Public Hearing in the question of whether the department should approve the proposed issuance or transfer", we recognize the potential for conflict between the requirement for publication of 30 day notice and the 45 day hearing requirement.

With that in mind, when a local governing body receives a liquor license application from ABC, that governing body has a couple of options:

- 1) Hold a hearing on the license application within the statutory time frame of forty-five (45) days, as required by the Liquor Control Act, and comply with all other statutory and regulatory procedures and notify ABC of your decision within thirty (30) days of the hearing;
- 2) Request from ABC an extension of time, past the forty-five (45) days, designating how much additional time will be needed to conduct the hearing in compliance with all statutory and regulatory procedures. After the extension is granted and the hearing is held, notify ABC of your decision within thirty (30) days of the hearing;



ABC has no preference in the option you choose.


The governing body is required to send notice by certified mail to the Applicant of the date, time, and place of the Public Hearing. The governing body may designate a Hearing Officer to conduct the hearing. **A record shall be made** of the hearing.

**THE APPLICANT IS SEEKING A RESTAURANT A LIQUOR LICENSE WITH ON-PREMISES CONSUMPTION.**

**Within thirty (30) days** after the Public Hearing, the governing body shall notify ABC of their decision to approve or disapprove the issuance or transfer of the license by signing the enclosed original Page 1 of the Application. The original Page 1 of the Application must be returned together with the notices of publication. **If the Governing Body fails to either approve or disapprove the issuance or transfer of the license within thirty days after the Public Hearing, the Director may issue the license.**

If the Governing Body disapproves the issuance or transfer of the license, it shall notify ABC within thirty (30) days setting forth the reasons for the disapproval. A copy of the Minutes of the Public Hearing shall be submitted to ABC with the Notice of Disapproval (*Page 1 of the Application, noting disapproval*).

Respectfully,



---

**Tammy Sandoval**

Admin Law Judge | Hearing Officer  
Alcoholic Beverage Control Division  
Phone: (505) 476-4548 | Fax: (505) 476-4595  
Email: [Tammy.Sandoval@rld.nm.gov](mailto:Tammy.Sandoval@rld.nm.gov)

**Enclosures:**

1. Original Page 1 of the Application (*must be signed and returned w/notices of publication*)
2. Copy of Page 2 of the Application
3. Copy of the Zoning Statement







STATE OF NEW MEXICO  
MICHELLE LUJAN GRISHAM, GOVERNOR  
Linda M. Trujillo, Superintendent  
Andrew Vallejos, Director

**Restaurant Liquor License Application | \$200.00 Application Fee, non-refundable**

ABC USE ONLY: Application Fee \$200.00 Received on: 3/3/2023 Receipt No. \_\_\_\_\_  
License Fee \$ \_\_\_\_\_ Received on: \_\_\_\_\_ Receipt No. \_\_\_\_\_

Application Number: \_\_\_\_\_ Local Option District: \_\_\_\_\_

**TYPE of APPLICATION:** *Check appropriate box*

- Restaurant A | Beer & Wine only | License Fee, pro-rated, due at final: \$1,050.00
- Restaurant B | Beer, Wine & Spirits | License Fee, pro-rated, due at final: \$10,000.00

Applicant is:  Individual  Limited Liability Company  Corporation  Partnership (General/Limited)

Applicant /Company Name: Hernandez Taqueria Jalisco LLC

D/B/A Name: Taqueria Jalisco

Email: (required) franky\_jalisco@live.com.mx Business Phone No: 575 988-9088

Mailing Address: 4103 National Parks Hwy, Carlsbad, NM 88220  
3917 Springwood Dr., Clovis, NM 88101

Physical location, if different: 4103 National Parks Hwy, Carlsbad, NM 88220-9060

County: Eddy (Include Street number / Hwy number / State Road, City, State, and Zip Code)

Are alcoholic beverages currently being dispensed at the proposed location?  Yes  No If Yes, License #/Type: \_\_\_\_\_

As defined in §60-3A-3. V. "Restaurant", means an establishment having a New Mexico resident as a proprietor or manager ... as a place where food is prepared and served primarily for on-premises consumption to the general public in consideration of payment and that has a dining room, a kitchen and the employees necessary for preparing, cooking and serving food; ... does not include establishments as defined in rules promulgated by the director serving only hamburgers, sandwiches, salads and other fast foods;

I qualify as a "Restaurant"?  Yes  No

Is food service the primary source of revenue and accounts for 60% or more of the total gross receipts at current licensed premises?  Yes  No

Is Food Service Permit current?  Yes, attached  No

I have attached photos of the Dining Room and Kitchen and included a copy of the Menu.  Yes  No

Days and Hours of Operation? 7 days/week; 6:00 am to 9:00 pm Menu enclosed; photos will be emailed

I understand that a restaurant license requires that the establishment is not a bar-like setting and the hours for sales and/or service of alcoholic beverages are only from 7:00am to 11:00pm or until food sale and service ceases, whichever is earlier?  Yes  No

Contact Person: Julia Gonzales Phone #: 575 749-5447 Email: julia\_gonzales\_49578415@comcast.net



Application No. \_\_\_\_\_

**You must sign before a Notary Public.**

I, (print name) **Francisco J. Hernandez**, as (Title) **Member**  
being first duly sworn upon oath deposes and says: that he/she is the applicant or is authorized by the applicant to make this application; that he/she has read the same; knows the contents therein contained are true. Applicant(s) agree(s) that if any statements or representations herein are found to be false, the Director may refuse to issue or renew the license or may cause the license to be revoked at any time.

Signature of Applicant: Francisco Hernandez Date: 2/13/2023

**Notary Public Use Only:** (State of New Mexico, County of Eddy)

SUBSCRIBED AND SWORN TO before me this 13 day of February, 2023

By Affiant: Francisco Hernandez

Notary Public: Pamela Trujillo

My Commission Expires on: 06/09/2026



**Local Option District Use Only:**

Local Governing Body of \_\_\_\_\_ City, County, Town, Village

Public Hearing held on \_\_\_\_\_ 20\_\_\_\_ Decision:  Approved  Disapproved

Signature of Official: \_\_\_\_\_ Title: \_\_\_\_\_

**ABC USE ONLY:**

---

APPROVED  DISAPPROVED, \_\_\_\_\_

Done this \_\_\_\_\_ Day of \_\_\_\_\_, 20\_\_\_\_.

SIGNED BY DIRECTOR: \_\_\_\_\_

ASSIGNED LICENSE NO. \_\_\_\_\_ EXPIRES ON: \_\_\_\_\_

Reviewed, with copy sent to Licensee via  Email,  Fax,  1<sup>st</sup> class mail

By: \_\_\_\_\_ Date: \_\_\_\_\_

COPY

Premises Location, Ownership, and Description | NMSA §60-6B-10 | Page 2

1. The land and building which is proposed to be the licensed premises is: (check one)

Owned by Applicant, copy of deed/document attached

Leased by Applicant, copy of lease/document attached

Other (provide details): \_\_\_\_\_

2. If the land and building are not owned by Applicant, indicate the following:

A. Owner(s): Hernandez Investments LLC

B. Date and Term of Lease: 2/1/2023 2 year lease with option to renew for 5 years

3. Premises location is Zoned (example C-1, see Zoning Statement): C-2

Zoning Statement attached,  Yes  No Must be obtained from the Local Government, listing the proposed location by address, Type of Zone, state whether alcoholic beverages are allowed at proposed location, and if applicable, whether packaged sales, patio service and/or manufacturing is allowable. If there is no zoning in the proposed location, attach Statement from the local government, indicating there is no zoning.

4. Distance\* from nearest Church: (Property line of church to closest point of licensed premises—shortest distance)

Name of Church: Carlsbad Bible Church Miles/feet: 560 ft

Address/location of Church: 4105 National Parks Hwy, Carlsbad, NM 88220

5. Distance\* from nearest School: (Property line of school to closest point of licensed premises—shortest distance)

Name of School: Craft Elementary School Miles/feet: 3.4 miles

Address/location of School: 406 Lea St, Carlsbad, NM 88220

6. Attach Detailed Floor Plan, must include the Total Square Footage of premises: List nearest cross street; Show which direction is North; Show each level (floor) where alcoholic beverages will be sold or consumed, exterior walls, doors, and interior walls; Patio Area with type of barrier used; Highlight Bonded Areas. The floor plan should be no larger than 8½ x 11 inches and must be labeled with designated areas highlighted, which will reflect the proposed Licensed Premises.

7. Type of Operation:  Hotel  Lounge  Package Grocery  Racetrack

Restaurant  Craft Distiller  Small Brewer  Winery  Wholesaler

Other (specify): \_\_\_\_\_

\*NOTE: If the distance is beyond 300 feet, but less than 400 feet, and the Applicant does not admit that the location is within 300 feet and requests a waiver from the LOD, a Registered Engineer or Licensed Surveyor must complete a Survey Certificate showing the exact distance.





COPY

DALE JANWAY  
Mayor

Post Office Box 1569  
Carlsbad, NM 88221-1569  
(575) 887-1191  
1-800-658-2713  
[www.cityofcarlsbadnm.com](http://www.cityofcarlsbadnm.com)

JOHN LOWE  
City Administrator

4/29/2022

Attention Julia Gonzales:

## ZONING DETERMINATION

**Property Address:** 4103 National Parks Hwy. Carlsbad, NM 88220  
**Legal Description:** Subd: TRIANGLE TRACT 1 REDIVISION Tract: 1B Quarter: NW S: 30 T: 22S R:  
27E  
**Property Owner:** Hernandez Investments, LLC.  
**Zoning District:** "C-2" Commercial 2

The property located at 4103 National Parks Hwy. in Carlsbad, NM is currently zoned "C-2" Commercial 2 District. Section 56-40(e) of the Carlsbad Zoning Ordinance defines "C-2" Commercial 2 District as follows:

***(e) Commercial 2 (C-2) District.***

*The Commercial 2 District is intended to accommodate community and regional-scale retail and commercial uses. Such uses are regulated in order to be compatible with surrounding uses and existing infrastructure.*

The selling and serving of alcohol is an allowed use within the "C-2" Commercial 2 District.

For further uses and information, please refer to the Carlsbad Zoning Ordinance, which may be found at the City's website, [www.cityofcarlsbadnm.com](http://www.cityofcarlsbadnm.com).

If you have any questions or concerns, you may reach me at [jepatterson@cityofcarlsbadnm.com](mailto:jepatterson@cityofcarlsbadnm.com), or by phone at (575) 885-1185.

Thank you,

A handwritten signature in blue ink, appearing to read 'Jeff Patterson'.

Jeff Patterson  
Director of Planning & Regulation

### COUNCILORS

Ward 1  
LISA A. ANAYA-FLORES  
EDWARD T. RODRIGUEZ

Ward 2  
J.J. CHAVEZ  
JEFF FORREST

Ward 3  
KARLA NIEMEIER  
JUDITH WATERS

Ward 4  
WESLEY CARTER  
MARK WALTERSHEID

**MINUTES OF A PUBLIC HEARING IN THE MUNICIPAL BUILDING  
ON JUNE 2, 2023 AT 9:00 A.M.**

IN THE MATTER OF: A Restaurant A Liquor License with on-premises consumption

**Proposed Owner & Location:**

Taqueria Jalisco, LLC  
Francisco Hernandez  
4103 National Parks Highway  
Carlsbad, NM 88220

**Present:**

John Lowe, Hearing Officer  
Olga Ramirez, Assistant to City Administrator  
Daniel Hernandez, Manager Taqueria Jalisco

Mr. Lowe convened the hearing at 9:00 a.m. to consider a Restaurant A Beer and Wine Liquor License with on-premises consumption. The proposed location is at 4103 National Parks Hwy , Carlsbad, NM.

The matter was received by the City of Carlsbad on April 20, 2023. The hearing was conducted in accordance with Section 60-6B-4 NMSA of the Liquor Control Act.

For the record, public notice was properly made on April 26, 2023 and May 7, 2023, in accordance with the applicable statutes. Persons representing the applicant were present. The proposed locations are within an area where a wine grower is allowed by the laws of New Mexico.

Mr. Lowe asked for comments from those present at the hearing. Mr. Hernandez stated he is hoping City Council will approve the license as many of their customers like to have a drink with their meal.

There was no opposition to the requested application for a Restaurant A Beer and Wine Liquor License with on-premises consumption.

Mr. Lowe explained that the application would be considered by the Carlsbad City Council at their next regular scheduled meeting on Tuesday, June 13, 2023 at 6:00 pm.

There being no further comments, the hearing was adjourned at 9:03 am.

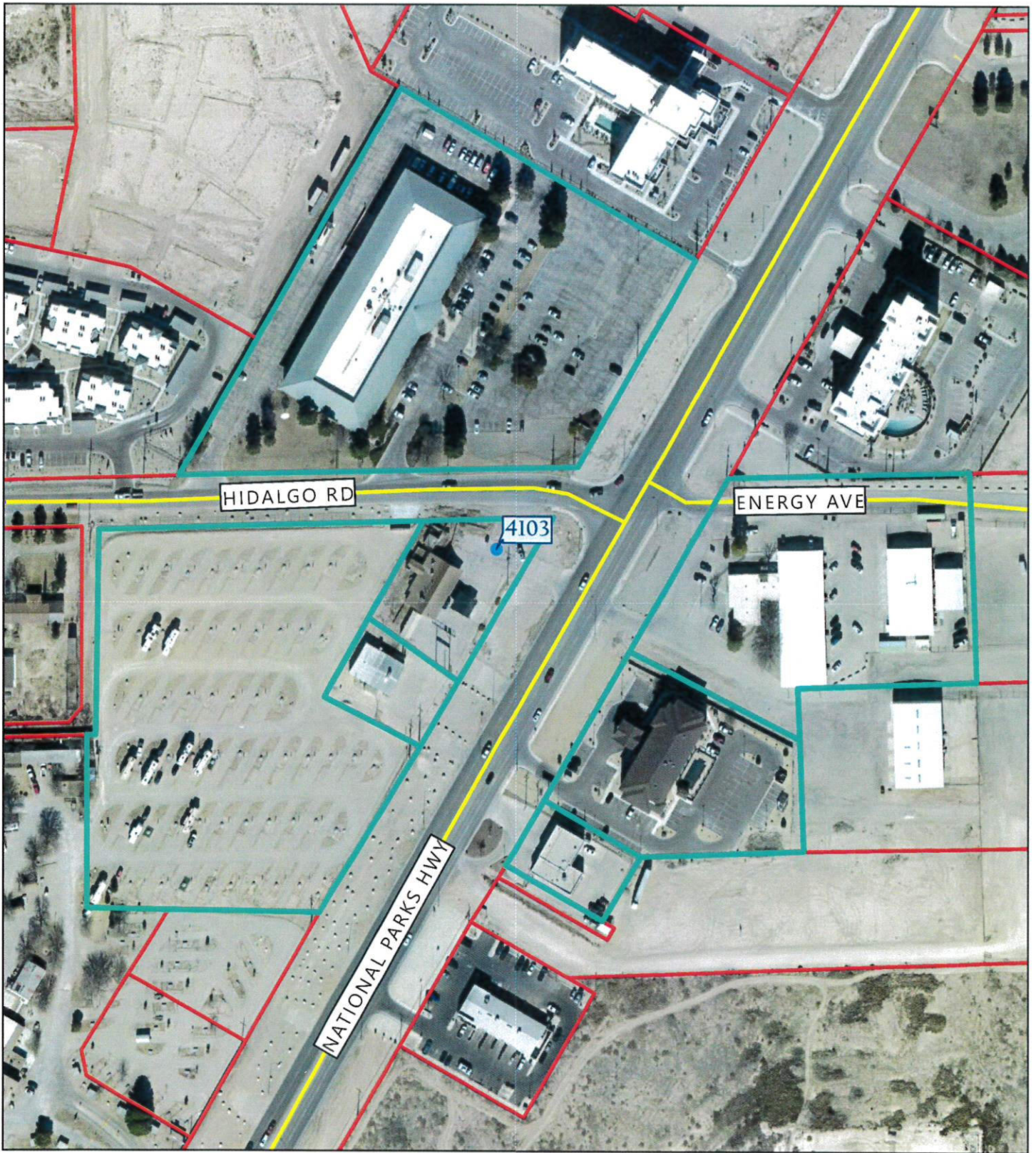
John Lowe  
Hearing Officer




JL:or

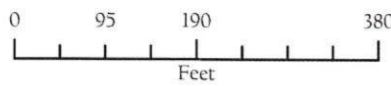
Scale: 1:2,400  
1 inch = 200 Feet

# 300 Foot Radius 4103 National Parks Hwy


Map # 2790\_ed01  
Date: 4/20/2023



-  Carlsbad Address
-  Roads
-  Parcel



IMPORTANT: Maps, products and data are NOT surveyor quality and are only to be used as a reference.



# Carlsbad Current Argus.

NEWSPAPER PUBLISHED DAILY

## Affidavit of Publication

Ad # 0005677502

This is not an invoice

CITY OF CARLSBAD  
POBOX 1569

CARLSBAD, NM 88221

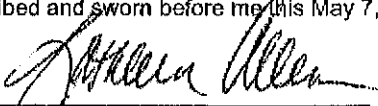
I, a legal clerk of the **Carlsbad Current Argus**, a newspaper published daily at the City of Carlsbad, in said county of Eddy, state of New Mexico and of general paid circulation in said county; that the same is a duly qualified newspaper under the laws of the State wherein legal notices and advertisements may be published; that the printed notice attached hereto was published in the regular and entire edition of said newspaper and not in supplement thereof in editions dated as follows:

04/26/2023, 05/07/2023

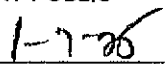


Legal Clerk

Subscribed and sworn before me this May 7, 2023:



State of WI, County of Brown  
NOTARY PUBLIC



My commission expires

### NOTICE OF HEARING REGARDING APPLICATION FOR A RESTAURANT A LIQUOR LICENSE WITH ON-PREMISES CONSUMPTION

Notice is hereby given that a public hearing will be held by the City of Carlsbad, New Mexico in the Planning Room of the Municipal Building, 101 North Halagueno Street, Carlsbad, NM at 9:00 a.m. on June 2, 2023. The purpose of the hearing will be to accept public comment on whether the City Council should approve or disapprove an application for a Restaurant A Beer and Wine Liquor License.

Applicant: Hernandez Taqueria Jalisco, LLC  
D/B/A: Taqueria Jalisco  
Address: 4103 National Parks Highway Carlsbad, NM 88220  
Only questions relating to the Liquor License will be considered. Written comments regarding this matter may be directed to the office of the City Administrator, City of Carlsbad, 101 N. Halagueno Street, PO Box 1569, Carlsbad, New Mexico, 88220, or by email to oeramirez@cityofcarlsbadnm.com and will be accepted until 5:00 p.m. on June 1, 2023.  
/s/ John N Lowe  
City Administrator  
#5677502, Current Argus,  
April 26, May 7, 2023

KATHLEEN ALLEN  
Notary Public  
State of Wisconsin

Ad # 0005677502  
PO #:  
# of Affidavits 1

This is not an invoice

**Legal Notices**

**NOTICE OF HEARING  
REGARDING  
APPLICATION FOR A  
RESTAURANT A  
LIQUOR LICENSE WITH  
ON-PREMISES  
CONSUMPTION**

Notice is hereby given that a public hearing will be held by the City of Carlsbad, New Mexico in the Planning Room of the Municipal Building, 101 North Halagueno Street, Carlsbad, NM at 9:00 a.m. on June 2, 2023. The purpose of the hearing will be to accept public comment on whether the City Council should approve or disapprove an application for a Restaurant A Beer and Wine Liquor License.

Applicant: Hernandez  
Taqueria Jalisco, LLC  
D/B/A: Taqueria Jalisco  
Address: 4103

National Parks Highway  
Carlsbad, NM 88220

Only questions relating to the Liquor License will be considered. Written comments regarding this matter may be directed to the office of the City Administrator, City of Carlsbad, 101 N. Halagueno Street, PO Box 1569, Carlsbad, New Mexico, 88220, or by email to oeramirez@cityofcarlsbadnm.com and will be accepted until 5:00 p.m. on June 1, 2023.

/s/John N Lowe  
City Administrator  
#5677502, Current Argus,  
April 26, May 7, 2023



Legal Notices

**NOTICE OF HEARING  
REGARDING  
APPLICATION FOR A  
RESTAURANT A  
LIQUOR LICENSE WITH  
ON-PREMISES  
CONSUMPTION**

Notice is hereby given that a public hearing will be held by the City of Carlsbad, New Mexico in the Planning Room of the Municipal Building, 101 North Halagueno Street, Carlsbad, NM at 9:00 a.m. on June 2, 2023. The purpose of the hearing will be to accept public comment on whether the City Council should approve or disapprove an application for a Restaurant A Beer and Wine Liquor License.

Applicant: Hernandez  
Taqueria Jalisco, LLC  
D/B/A: Taqueria Jalisco  
Address: 4103

National Parks Highway  
Carlsbad, NM 88220

Only questions relating to the Liquor License will be considered. Written comments regarding this matter may be directed to the office of the City Administrator, City of Carlsbad, 101 N. Halagueno Street, PO Box 1569, Carlsbad, New Mexico, 88220, or by email to [oramirez@cityofcarlsbadnm.com](mailto:oramirez@cityofcarlsbadnm.com) and will be accepted until 5:00 p.m. on June 1, 2023.

/s/John N Lowe  
City Administrator  
#5677502, Current Argus,  
April 26, May 7, 2023

**CITY OF CARLSBAD**

**AGENDA BRIEFING MEMORANDUM**

Council Meeting Date: June 13, 2023

<b>DEPARTMENT:</b> Legal	<b>BY:</b> Denise Madrid Boyea <i>DB</i>	<b>DATE:</b> June 6, 2023
<b>SUBJECT:</b> Notice of Objection to Resolution 2023-26 dated May 23, 2023, for condemnation of premises at <b>1021 N. Eddy St.</b>		
<b>BACKGROUND, ANALYSIS AND IMPACT:</b> (Safety and Welfare/Financial/Personnel/Infrastructure/etc.) On May 31, 2023, the City received a Notice of Objection to Resolution No. 2023-26 dated May 23, 2023, from Joanna Knox (the recently-appointed Personal Representative of the Estate of Mary S. Carrico), Lakeview Christian Home and Z & P, LLC. The Notice is seeking rescission of Resolution No. 2023-26 approved by the Carlsbad City Council at its regular meeting on May 23, 2023. The requesters seek a hearing to their objections and seek consideration of evidence supporting rescission. Section 3-18-5C N.M.S.A. (1978 Comp.) provides that within ten days of receipt of the resolution or posting and publishing, the owner, occupant or agent in charge of the structure shall commence removing the structure, ruin, rubbish, wreckage or debris or file a written objection with the municipal clerk asking for a hearing before the governing body of the municipality. 3-18-5D N.M.S.A. (1978 Comp.) provides guidance for the procedure if a written objection is filed. The City Council is allowed to consider all evidence for and against removal resolution and determine if the resolution should be enforced or rescinded.,		
<b>DEPARTMENT RECOMMENDATION:</b> The resolution should be enforced.		
<b>BOARD/COMMISSION/COMMITTEE ACTION:</b> N/A		
<input type="checkbox"/> P & Z	<input type="checkbox"/> Lodgers Tax Board	<input type="checkbox"/> Cemetery Board
<input type="checkbox"/> Museum Board	<input type="checkbox"/> San Jose Board	<input type="checkbox"/> Water Board
<input type="checkbox"/> Library Board	<input type="checkbox"/> North Mesa Board	<input type="checkbox"/> _____
	Committee	
		} <input type="checkbox"/> <b>APPROVED</b>
		} <input type="checkbox"/> <b>DISAPPROVED</b>

**Reviewed by:**  
**City Administrator** /s/John Lowe **Date:** 06-08-2023

**ATTACHMENT(S):**  
 Notice of Objection to Resolution No. 2023-26.

A

*Martin, Dugan & Martin*



509 W. Pierce Street  
P.O. Box 2168  
Carlsbad, NM 88221-2168  
Phone: (575) 887-3528  
Fax: (575) 887-2136  
E-mail: [martinlaw@zianet.com](mailto:martinlaw@zianet.com)

W. T. Martin, Jr.  
Kenneth D. Dugan \*  
Lane T. Martin  
(\* Also licensed in Texas)

---

May 31, 2023

**HAND DELIVERED & E-MAILED**

**TO:**

Hon. Dale Janway, Mayor  
City of Carlsbad  
101 N. Halagueño St.  
Carlsbad, NM 88220

Mr. John Lowe, City Administrator  
City of Carlsbad  
101 N. Halagueño St.  
Carlsbad, NM 88220  
E-mail: [jnlowe@cityofcarlsbadnm.com](mailto:jnlowe@cityofcarlsbadnm.com)

Ms. Nadine Mireles, City Clerk  
City of Carlsbad  
101 N. Halagueño St.  
Carlsbad, NM 88220  
E-mail: [city.clerk@cityofcarlsbadnm.com](mailto:city.clerk@cityofcarlsbadnm.com)

Ms. Denise Madrid Boyea, City Attorney  
City of Carlsbad  
101 N. Halagueño St.  
Carlsbad, NM 88220

05-31-23P 02:30 RCVD

**Re: NOTICE OF OBJECTION TO RESOLUTION NO. 2023-26 DATED MAY 23, 2023**

Joanna D. Knox, Personal Representative of the Estate of Mary S. Carrico, deceased, Eddy County Probate No. 007744, Lakeview Christian Home of the Southwest, Inc., and Z&P, LLC (Members: Paul Trone and Zach Downen) pursuant to City of Carlsbad Resolution No. 2023-26 dated May 23, 2023, as well as City Ordinance §3-18-5, give notice of their Objection to the City of Carlsbad Resolution No. 2023-26 seeking rescission of the Resolution No. 2023-26. Request is made the City Council/Governing Body set a date for a hearing to the Objection and consider evidence supporting rescission of Resolution No. 2023-26. As support for the Objection:

1. The Home has been sold to Z&P, LLC, which plans to completely remodel the home for purposes of providing badly needed rental property.
2. Additional grounds and evidence will be presented supporting the Resolution's rescission.
3. This Objection is timely filed.

**Martin, Dugan & Martin**



By \_\_\_\_\_

W. T. Martin, Jr.  
509 W. Pierce St.  
P.O. Box 2168  
Carlsbad, NM 88221-2168  
(575) 887-3528  
Fax (575) 887-2136  
e-mail: [martinlaw@zianet.com](mailto:martinlaw@zianet.com)  
Attorney for Objectors

**CITY OF CARLSBAD**  
**AGENDA BRIEFING MEMORANDUM**

*Jeff Patterson*  
**Council Meeting Date: 6/13/2023**

<b>DEPARTMENT:</b> Planning & Regulation	<b>BY:</b> Jeff Patterson, Planning Director	<b>DATE:</b> 6/6/2023											
<p><b>SUBJECT:</b> Permission from the City Council to allow for mobile sales (vending) of food and drinks (non-alcoholic) on City property at the Carlsbad Beach Park &amp; the Ray Anaya San Jose Plaza, by Brunch Me Please.</p> <p>Brunch Me Please          Andrea Armstrong, Owner          910 W. Pierce St. #99          Carlsbad, NM 88220</p>													
<p><b>BACKGROUND, ANALYSIS AND IMPACT:</b> (Safety and Welfare/Financial/Personnel/Infrastructure/etc.)</p> <p>The purpose of this request is to allow vending of food and drinks (non-alcoholic) on City-owned property at the Beach Park parking lot at 814 Park Dr. &amp; the Ray Anaya San Jose Plaza located in the parking area off of Diaz St. (maps attached), by Brunch Me Please. Section 56-80 of the Carlsbad Zoning Ordinance, regarding temporary uses, requires permission from the property owner in order to allow someone other than the property owner to utilize the property in this manner. In this case, the City of Carlsbad is the property owner. Approval of this request will allow the applicant to obtain a Special Business Registration. Maps of these locations have been provided within this packet.</p> <p>The applicant will be required to provide a surety bond for this type of request.</p>													
<p><b>RECOMMENDATION:</b> Approval of the request with the following conditions:</p> <ol style="list-style-type: none"> <li>1. The applicant shall not disturb the peace with a loud speaker, megaphone, bell, music or other disruptive noise.</li> <li>2. The applicant shall provide hours and days of operation.</li> <li>3. Approval of this request grants permission to the applicant to vend food and drinks (non-alcoholic) on City-owned property at the Beach Park parking lot from Wednesday, June 14, 2023, until Sunday, December 31, 2023.</li> <li>4. Approval of this request grants permission to the applicant to vend food and drinks (non-alcoholic) on City-owned property within the parking lot at Ray Anaya San Jose Plaza, beginning Wednesday, June 14, 2023 until Sunday, December 31, 2023.</li> <li>5. The applicant will need to provide a surety bond.</li> </ol>													
<p><b>BOARD/COMMISSION/COMMITTEE ACTION:</b> N/A</p> <table style="width: 100%; border: none;"> <tr> <td><input type="checkbox"/> P &amp; Z</td> <td><input type="checkbox"/> Lodgers Tax Board</td> <td><input type="checkbox"/> Cemetery Board</td> <td rowspan="2" style="vertical-align: middle;">} <input type="checkbox"/> APPROVED } <input type="checkbox"/> DISAPPROVED</td> </tr> <tr> <td><input type="checkbox"/> Museum Board</td> <td><input type="checkbox"/> San Jose Board</td> <td><input type="checkbox"/> Water Board</td> </tr> <tr> <td><input type="checkbox"/> Library Board</td> <td><input type="checkbox"/> N. Mesa Board</td> <td><input type="checkbox"/> _____ Committee</td> <td></td> </tr> </table>			<input type="checkbox"/> P & Z	<input type="checkbox"/> Lodgers Tax Board	<input type="checkbox"/> Cemetery Board	} <input type="checkbox"/> APPROVED } <input type="checkbox"/> DISAPPROVED	<input type="checkbox"/> Museum Board	<input type="checkbox"/> San Jose Board	<input type="checkbox"/> Water Board	<input type="checkbox"/> Library Board	<input type="checkbox"/> N. Mesa Board	<input type="checkbox"/> _____ Committee	
<input type="checkbox"/> P & Z	<input type="checkbox"/> Lodgers Tax Board	<input type="checkbox"/> Cemetery Board	} <input type="checkbox"/> APPROVED } <input type="checkbox"/> DISAPPROVED										
<input type="checkbox"/> Museum Board	<input type="checkbox"/> San Jose Board	<input type="checkbox"/> Water Board											
<input type="checkbox"/> Library Board	<input type="checkbox"/> N. Mesa Board	<input type="checkbox"/> _____ Committee											
<p><b>Reviewed By:</b></p> <p><b>City Administrator:</b> <u>/s/John Lowe</u> <span style="float: right;"><b>Date</b> <u>06-08-2023</u></span></p>													

ATTACHMENT(S): Application, map



CITY OF CARLSBAD

Planning, Engineering, and Regulation Department

PO Box 1569, Carlsbad, NM 88221

Phone (575) 885-1185

Fax (575) 628-8379

TEMPORARY USE APPLICATION

Sec. 56-80 and Temporary Housing

Application Date: 4/24/23

Fee Paid (\$10.00): pd w

TYPE OF USE REQUESTED:

- checkboxes for Carnival, Circus, Fair, Public Event; Parking Lot Sale (checked); Garage, Estate, Yard Sale; Natural Disaster, Emergency Personal Assistance Location; Real Estate Sales Office; Temporary Housing; Other

APPLICANT INFORMATION:

Handwritten applicant information: Andrea Armsbrong, 910 W Pierce St #99, Carlsbad NM 88220, 904-801-6461, info@iamchekandrea.com

PROPERTY OWNER INFORMATION\* (IF DIFFERENT FROM APPLICANT):

Handwritten property owner information: City of Carlsbad, 300 Diaz Street, Carlsbad NM 88220

\* A signed affidavit from the property owner(s), consenting to submittal of the application, must be included with the application.

LEGAL DESCRIPTION AND/OR STREET ADDRESS OF PROPERTY (FOR WHICH TEMPORARY USE IS REQUESTED):

ADDRESS LOT BLOCK SUBDIVISION ZONING

**Description and Duration of Temporary Use:**

**Site Plan:**

**FOR OFFICIAL USE ONLY:**

Approved       Approved with Conditions       Denied      By: \_\_\_\_\_

Approval Date: \_\_\_\_\_      Permit Expiration Date: \_\_\_\_\_

Conditions of approval:

SEC. 56-80. TEMPORARY USES.

(a) **Allowed Uses.**

Temporary uses shall be allowed in accordance with the standards of the zoning district and this subsection. These uses require written permission from the property owner and an approved Temporary Use Permit from the Planning Director and in some cases a Business Registration, unless otherwise expressly permitted or allowed.

1. Carnivals, Circuses, Fairs and Public Events. Carnivals, circuses, fairs and public events shall only be approved by the City Council on a case by case basis and shall be in accordance with all applicable regulations. Permission of the property owner is required.
2. Garage, estate and yard sales. Garage, estate and yard sales require a Temporary Use Permit but do not require a business registration and may be conducted, but shall comply with the following minimum requirements:
  - (a) There shall be no more than two such activities per residence per twelve month period;
  - (b) Each sale shall begin and end within a consecutive seventy-two hour (72 hr.) period;
  - (c) Sales shall be conducted on the property of the person selling the goods. Multiple home sales must be held on the property of one or more of the participants;
  - (d) No goods purchased for resale may be offered for sale or sold and no consignment goods may be offered for sale or sold;
  - (e) Directional and advertising signs shall not be located in the public right-of-way or attached to utility poles or other structures located in the public right-of-way; and
  - (f) All directional or advertising signs shall be removed within twenty-four hours (24 hrs.) of the completion of the sale.
3. Natural Disaster and Emergency Personal Assistance Locations. Temporary uses and structures needed to provide personal services as the result of a natural disaster or other health and safety emergency are allowed for the duration of the emergency and do not require a temporary use permit or business registration.
4. Parking Lot Sales. Permission of the property owner is required for parking lot sales. Parking lot sales may include the sale of rugs, blankets, fruits, vegetables, and other such items but does not include the sale of live animals, which is prohibited. Parking lot sales are allowed in the parking lot of a permitted structure or use in the C-1, C-2, and I zoning districts for up to thirty (30) consecutive days at a time.
5. Real Estate Sales Offices. Sales offices are allowed on development sites in any zone until all lots or houses are sold. Use of the sales office for lots or homes outside of the project area is prohibited.
6. Recreational Vehicle as a Temporary Dwelling. A property owner may be permitted to reside in a recreational vehicle, for up to six months (6 mos.), on a building site where a residential building permit has been issued.
7. Recreational Vehicle as a Temporary Office. A business owner or contractor may be permitted to utilize a recreational vehicle as an office, for up to six months (6 mos.), on a building site where a commercial building permit has been issued.
8. Recreational Vehicle for a Night Watchman or Security Guard. A business owner may be permitted to utilize a recreational vehicle as an office for a night watchman or security guard, provided it is not used as a residence.
9. Restaurant, Mobile and Pushcarts. Prior to issuance of a Temporary Use Permit, the applicant is required to provide the City with copies of all approved State of New Mexico permits and City Fire Marshall inspections and a signed affidavit from the property owner authorizing the placement of a mobile restaurant or pushcart on their property.
  - a. Operation of a mobile restaurant or pushcart, in conjunction with a special event, is limited to the duration of the special event.
  - b. If not in conjunction with a special event, operation of a mobile restaurant or pushcart shall be limited to the R-R, C-1, C-2, and I zoning districts. If in conjunction with a special event, operation of a mobile restaurant or push cart shall be permitted any zoning district.
10. Temporary Housing/RV Park. Temporary Housing is defined as: "Housing for individuals or families, on a temporary basis, either in pre-fabricated, self-contained modular structures with other



amenities, OR individual self-contained recreational vehicles, not including tents, truck campers or camper shells. Specifically for the purpose of this definition, Temporary Housing may also be referred to as crew-camp housing, work force housing, congregate residence or employee housing. Residents living within the temporary housing may be employed solely by one company, industry or project or may be employed by a variety of employers.”

Temporary Housing, self-contained is defined as: “Temporary Housing that does not require connection to city utilities, is served by an independent waste water and freshwater delivery service, and that includes sleeping, cooking, dining, toilet and shower facilities, contained within an individual RV or contained within individual or multiple modular structures.”

- c. Temporary Housing is permitted only on land currently (as of the date of approval of these regulations) zoned “C-2” Commercial District, “R-R” Rural Residential District, and “I” Industrial District, excepting the area that constitutes the Carlsbad Airport Industrial Park (CAIP), with a minimum of two acres for the temporary housing area, and where primary access to the area of Temporary Housing is from an Arterial Street, as defined in the Code of Ordinances. The acreage requirement for a Temporary Use Permit for Temporary Housing is not subject to the Appeal (Variance) process as defined in Sec. 56-150(k) of this Zoning Ordinance. All Temporary Use Permit applications for Temporary Housing must fully meet the acreage requirements listed within this section.
- d. The land on which a Temporary Housing Use is permitted shall be properly addressed for 911 purposes.
- e. Temporary Housing shall be connected to city water and sewer utilities or completely self-contained, except for electrical service, which shall be obtained from the service provider. All electrical work must be conducted by a licensed electrician and City electrical permits and inspections are required. The use of generators is prohibited except in an emergency power outage situation.
- f. A site plan shall be provided that identifies:
  - a. the location of all pre-fabricated modular units and/or RV spaces with required setbacks and spacing between units; and
  - b. ingress and egress locations: a minimum of 1 with a minimum width of 24’ combined with an emergency turnaround of at least 100’; and
  - c. vehicular drive aisles - minimum width of 24’ with no on-street parking, minimum chip seal or gravel paving and graded to prevent ruts, muddy and dangerous driving surfaces. Vehicular drive aisles shall remain clear of all obstructions, including vehicles and trailer/RV towing hitches or tongues; and
  - d. emergency access and turn around, if necessary, (minimum 100’ diameter); and
  - e. RV spaces shall be a minimum 20’ in width and 60’ in length, or shall contain an equal amount of square footage (1,200 sq. ft.). There shall be a minimum 14’ between the sides of all recreational vehicles, and a minimum of 8’ between the backs of all recreational vehicles. Any structure, including awnings, attached to or touching a RV shall, for purposes of this separation requirement, be considered part of the RV.
  - f. parking spaces (1 - 9’x18’ space per sleeping unit or recreational vehicle space) Each RV space shall contain within the 20’ minimum width and 60’ minimum length at least one parking space designed for the inhabitant of said RV space. No vehicular parking next to a RV space, or otherwise, shall be allowed to extend past the boundary of said RV space or into the vehicular drive aisle.; and
  - g. visitor parking spaces (1 - 9’x18’ space for every 4 sleeping units) in designated visitor parking area; (one handicap parking space required if park is open to the public) and
  - h. the location of amenities such as park areas, swimming pool, picnic tables and/or recreational activity areas, if provided.
  - i. a utility plan that shows the location, size and details of all lines located on the site as well as connections to temporary housing and any connections to city utilities. The utility plan shall also show the plan and layout for solid waste disposal.
  - j. the location of fire hydrants (or alternative fire suppression system as approved by the Fire Marshal) at the entrance of the development, if fire suppression is deemed necessary for the development.
- g. A grading and drainage plan is not required because permanent changes to the site, including grading, are not permitted.

- h. A minimum 6'tall solid (chain link with slats not allowed) perimeter fence (or 20' landscaping buffer complete with vegetation designed to screen the Temporary Development from neighboring properties. Landscaping shall be installed, irrigated and maintained – refer to Sec. 56-110 of this Zoning Ordinance for details concerning approved vegetation and other landscaping requirements.) shall be erected between the area of the site utilized for temporary housing and parking and the public Right-of-Way or any adjacent residentially zoned properties. A non-solid perimeter fence shall be allowed between the Temporary development and any non-residentially zoned property, or any undeveloped property, regardless of zoning. Any solid fence erected shall have the finished side facing the public ROW or adjacent properties to the Temporary Housing development. The purpose of this fence is to define the temporary housing area and to prevent litter and debris from blowing onto adjacent land. A building permit for the fence is required.
- i. A 20' set back from this fence shall be maintained free of obstructions at all times.
- j. A minimum 10' clear separation between all temporary structures shall be maintained at all times.
- k. A minimum 30' set-back from the front property line shall be maintained. This area may be used for landscaping or parking but may not be used for temporary housing units or RV spaces.
- l. If not connecting to City sewer facilities, a copy of a NMED approved Sanitation Plan shall be provided to the City. At a minimum, the Sanitation Plan shall indicate the type of service (storage tank, septic system, daily pick up, etc.) and the sanitary service provider's name and contact information, type of sanitary services provided (grey water, black water, fresh water, litter control, trash collection), the location of proposed solid waste containers, to be approved by the City Utilities Department, the schedule or frequency for such service provision, and the responsible party for immediate clean up if a spill occurs. All temporary housing units and/or RVs must be provided sanitary service on a regular basis, as needed, and identified in the Sanitation Plan.
- m. The Sanitation provider shall comply with all Federal, State, and Local regulations including obtaining a permit from the City Wastewater Department.
- n. Permission to connect to City water and/or sewer facilities is dependent upon approval from the Utilities Department Director. The Director may require detailed plans regarding the size and location of the lines and connections. The developer is responsible for costs associated with the installation of, and connection to, the City facilities, both within the public right-of-way, if applicable, and within the private property used for the temporary housing. All construction work, including connections, will require the proper City permits and inspections will be conducted by the City in order to protect the health, safety and welfare of future temporary housing residents.
- o. Temporary Housing shall not be located within a floodway as delineated on the City's Flood Insurance Rate Maps.
- p. City Code Enforcement personnel may conduct unscheduled periodic inspections of the temporary housing use to ensure regulations and conditions are met.
- q. If the applicant has provided a professional site plan that meets all of the aforementioned requirements, staff shall forward the request to the Planning and Zoning Commission for their recommendation to the City Council. The City Council shall make the final decision regarding the issuance of a Temporary Use Permit for Temporary Housing. The City Council may approve a permit for up to five years. The applicant may seek renewal for the Temporary Housing development if the following considerations and requirements are met:
  - a. the temporary development has not been deemed a public nuisance as determined by the need for repeated police response to the development due to criminal or unsavory behavior of the inhabitants
  - b. the temporary development has remained compliant under the existing City codes, and has avoided repeated violations as determined by City Code Enforcement
  - c. it is determined by the Planning Director that the need for temporary housing still exists within the community. If renewal is requested by an applicant, City staff will verify if a need still exists by contacting permitted RV Parks and mobile home parks to assess vacancy rates.
  - d. upon application for permit renewal, the property owner must submit a detailed plan that indicates what the permanent long term plan for the property shall be, and that the long term plan will be fulfilled within the additional five year renewal. No additional permit renewals will be allowed. *(All Temporary RV Parks currently approved at the time of the passing of this amendment, 3-26-2019, and operating will be allowed two permit renewals.)*

- e. prior to approving a permit renewal, the Fire Marshal shall review the site plan and provide a report indicating fire suppression requirements, including quantity and location of fire hydrants or on-site facilities to be installed immediately. No additional five year renewal will be granted unless the Fire Marshal's requirements are met.
  - r. A Temporary Use Permit for Temporary Housing may be revoked by the City Administrator upon finding that:
    - k. the temporary housing is unsafe
    - l. the housing or grounds are unsanitary
    - m. crime or safety issues are prevalent
  - s. If approved, you are required to contact the City Clerk to obtain a lodger's tax application.
  - t. Water and sewer fees will be based on the number of spaces approved by City Council, not the number of occupied spaces.
  - u. An approved Temporary Use Permit for Temporary Housing runs with the land and is transferrable to the new land owner for the remainder of the permit timeframe. After expiration of the permit, the new owner may apply for a renewal, as provided for in item #16 above.
  - v. The permit period begins when the first unit is placed on-site. The permit period ends as specified by the City Council and renewals expire as specified by the Planning Director.
11. Other Uses. The Planning and Zoning Commission may approve other temporary uses and activities or special events. Such uses shall not jeopardize the health, safety or general welfare, or be injurious or detrimental to properties near the proposed location of the activity. Such uses shall comply with all applicable ordinances, laws, rules, regulations, codes and policies.

**(b) General Regulations.**

1. All temporary uses shall comply with the provisions of this Section:
  - (a) Permanent changes to the site are prohibited;
  - (b) Permanent signs are prohibited. All temporary signs associated with the temporary use shall comply with all applicable ordinances, laws, rules, regulations, codes and policies and shall be placed no more than seventy-two hours (72 hrs.) in advance of the event, and shall be removed within twenty-four hours (24 hrs.) of the end of the event;
  - (c) Temporary uses shall not violate any applicable conditions of approval that apply to the principal use on the site;
  - (d) All other required permits and licenses, such as health department permits, shall be obtained; and
  - (e) Temporary uses shall be subject to site plan review as required by the Temporary Use Permit process.
2. Approval Criteria.

The Planning Director may approve a Temporary Use Permit if it is determined that all of the following conditions are met:

  - (a) That the proposed site is adequate in size and shape to accommodate the temporary use;
  - (b) That the proposed site is adequately served by streets or highways having sufficient width and improvements to accommodate the kind and quantity of traffic that such temporary use will or could reasonably generate;
  - (c) That adequate parking to accommodate vehicular traffic to be generated by such use will be available either on-site or at alternate locations (with an approved alternative parking plan);
  - (d) That the operation of the requested use at the location proposed and within the time period specified will not endanger, jeopardize or otherwise constitute a menace to the public health, safety or general welfare; and
  - (e) All other required permits have been obtained.
3. Conditions of Approval.

In approving Temporary Use Permits, conditions may be imposed as necessary to reduce or minimize any potential adverse impact upon adjacent property. Conditions shall relate to an impact created or aggravated

by the proposed use and shall be roughly proportional to the impact. For example, any or all of the following conditions may be imposed:

- (a) Provision of temporary parking facilities, including vehicular access, ingress, and egress;
- (b) Control of nuisance factors such as, but not limited to, the prevention of glare or direct illumination of adjacent properties, dirt, dust, gases, heat, noise, odors, smoke and vibrations;
- (c) Limits on temporary buildings, facilities and structures, including height, placement and size, and location of equipment and open spaces, including buffer areas and other setbacks;
- (d) Provision of medical and sanitary facilities;
- (e) Provision of solid waste collection and disposal;
- (f) Provision of safety and security measures;
- (g) Regulation of operating hours and days, including limitation of the duration of the temporary use to a shorter time period than that requested or specified in this Section;
- (h) Submission of a performance bond or other financial guarantee to ensure that any temporary buildings, facilities or structures used for such proposed temporary use will be removed from the site within a reasonable time following the event and that the property will be restored to its former condition; and
- (i) Other conditions deemed appropriate by the City Administrator.



4-158-1-26-015-460

*Fri-Fri Area*

814 B

814 A

814

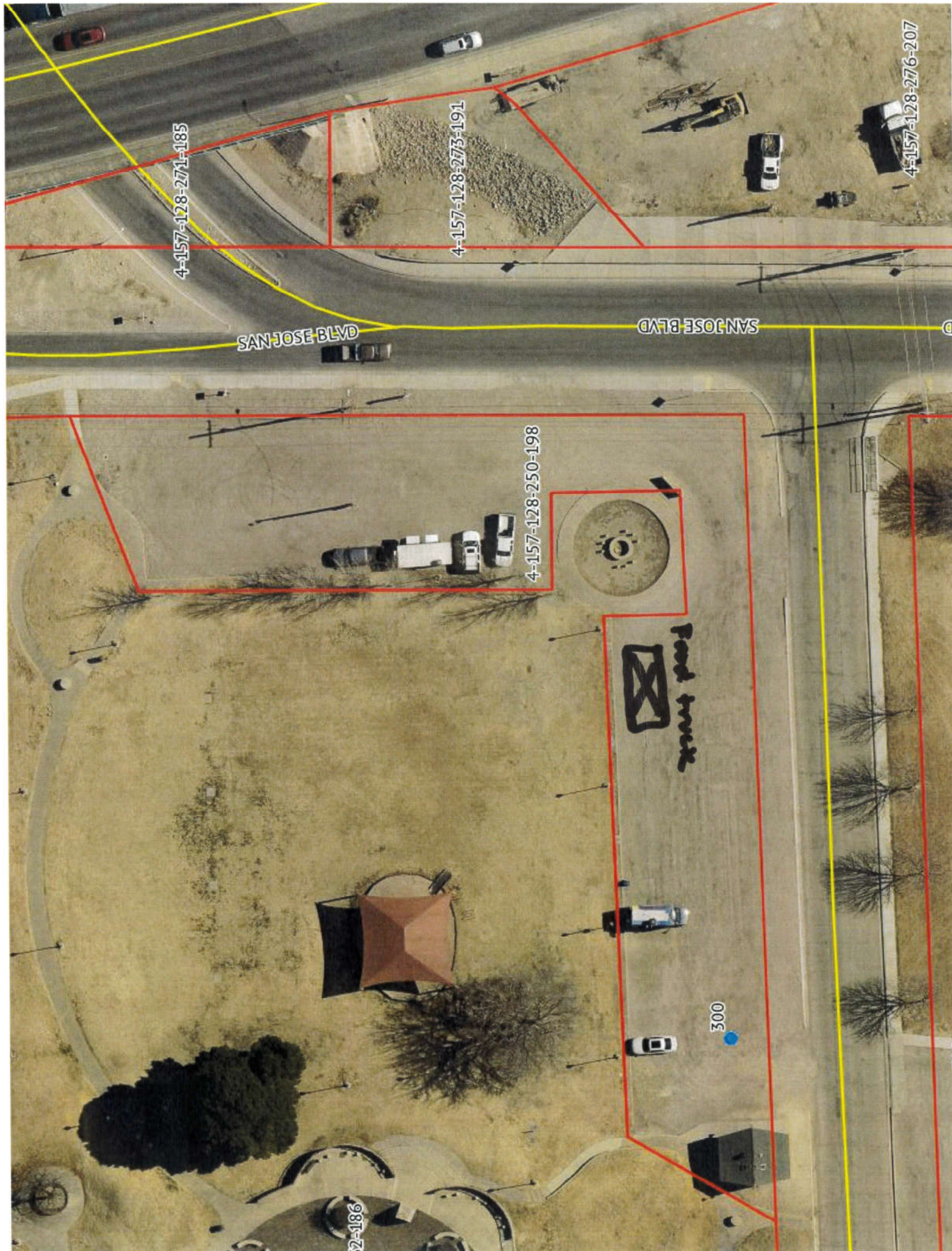
804

4-157-1-02-522-010

4-158-1-27-024-010

PARKING





4-157-128-271-185

4-157-128-273-191

4-157-128-276-207

SAN JOSE BLVD

SAN JOSE BLVD

4-157-128-250-198

Food truck

300

4-157-128-271-186

701



# Brunch Me Please Food Truck - Carlsbad Beach Park




Frozen Cactus  
Previously Approved

Brunch Me Please  
Food Truck Location

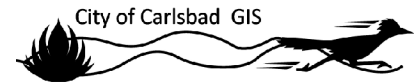
Frozen Cactus  
Previously Approved

The Cold Shoulder  
Previously Approved

PARK DR




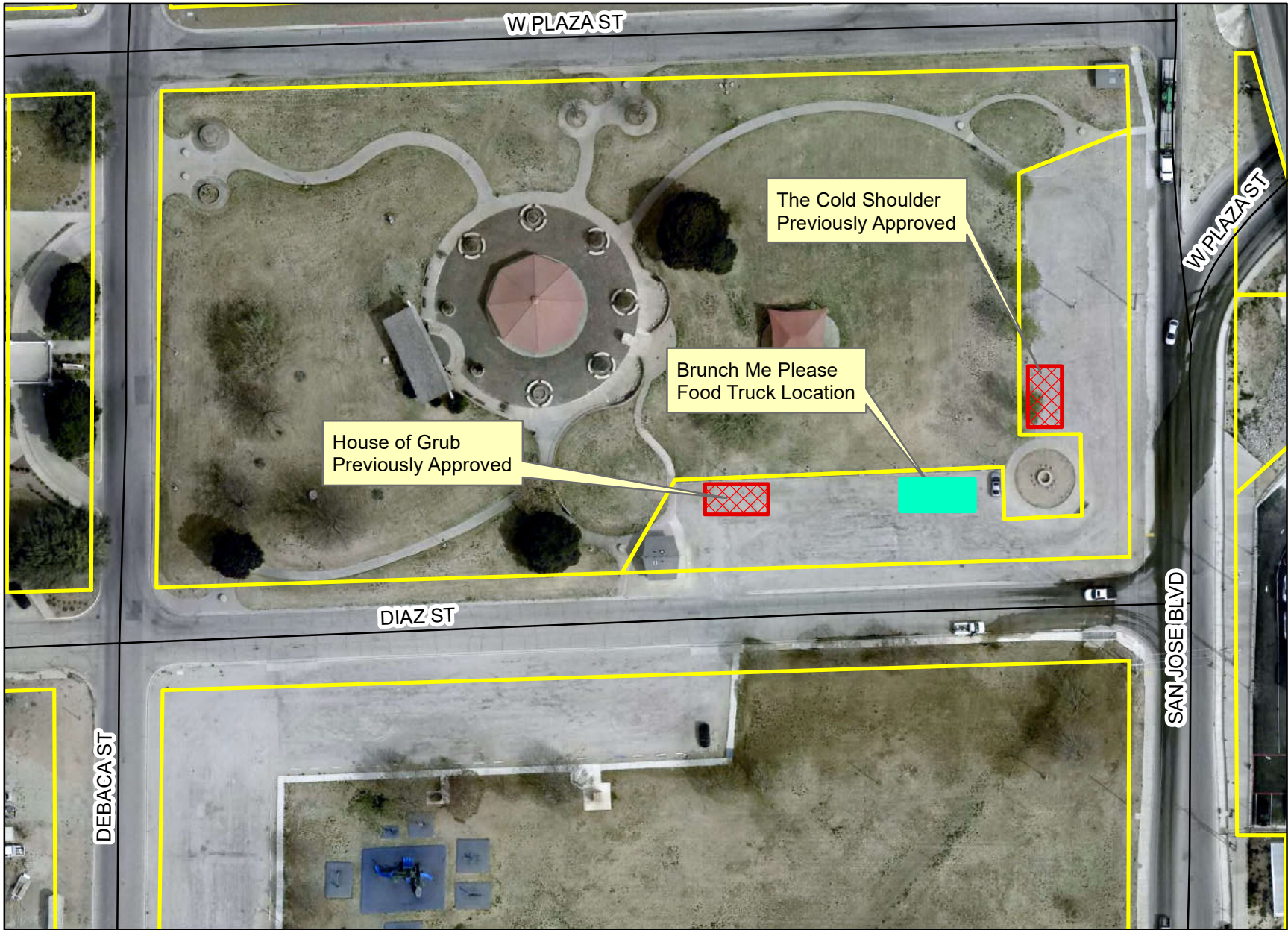
6/6/2023







# Brunch Me Please Food Truck - Ray Anaya San Jose Plaza



6/6/2023



**CITY OF CARLSBAD**  
**AGENDA BRIEFING MEMORANDUM**

*Jeff Patterson*


**Council Meeting Date: 6/13/2023**

<b>DEPARTMENT:</b> Planning & Regulation	<b>BY:</b> Jeff Patterson, Planning Director	<b>DATE:</b> 6/6/2023											
<p><b>SUBJECT:</b> Permission from the City Council to allow for mobile sales (vending) of snow cones and related food and drinks (non-alcoholic) on City property at the Carlsbad Beach Park, by Joseph Griego.</p> <p>Joseph Griego          1840 Regency Park Rd. SE          Rio Rancho, NM 87124</p>													
<p><b>BACKGROUND, ANALYSIS AND IMPACT:</b> (Safety and Welfare/Financial/Personnel/Infrastructure/etc.)</p> <p>The purpose of this request is to allow vending of snow cones and related food and drinks (non-alcoholic) on City-owned property at the Beach Park parking lot at 814 Park Dr. (maps attached), by Joseph Griego. Section 56-80 of the Carlsbad Zoning Ordinance, regarding temporary uses, requires permission from the property owner in order to allow someone other than the property owner to utilize the property in this manner. In this case, the City of Carlsbad is the property owner. Approval of this request will allow the applicant to obtain a Special Business Registration. Maps of these locations have been provided within this packet.</p> <p>The applicant has requested to set up for business from Sunday through Saturday, 10:00 AM to 8:00 PM. Any space available at the Beach Park will suffice.</p> <p>The applicant will be required to provide a surety bond for this type of request.</p>													
<p><b>RECOMMENDATION:</b> Approval of the request with the following conditions:</p> <ol style="list-style-type: none"> <li>1. The applicant shall not disturb the peace with a loud speaker, megaphone, bell, music or other disruptive noise.</li> <li>2. Approval of this request grants permission to the applicant to vend snow cones and related food and drinks (non-alcoholic) on City-owned property at the Beach Park parking lot from Wednesday, June 14, 2023, until Sunday, December 31, 2023.</li> <li>3. The applicant will need to provide a surety bond.</li> </ol>													
<p><b>BOARD/COMMISSION/COMMITTEE ACTION:</b> N/A</p> <table style="width: 100%; border: none;"> <tr> <td><input type="checkbox"/> P &amp; Z</td> <td><input type="checkbox"/> Lodgers Tax Board</td> <td><input type="checkbox"/> Cemetery Board</td> <td rowspan="2" style="vertical-align: middle;">} <input type="checkbox"/> APPROVED }</td> </tr> <tr> <td><input type="checkbox"/> Museum Board</td> <td><input type="checkbox"/> San Jose Board</td> <td><input type="checkbox"/> Water Board</td> </tr> <tr> <td><input type="checkbox"/> Library Board</td> <td><input type="checkbox"/> N. Mesa Board</td> <td><input type="checkbox"/> _____ Committee</td> <td>} <input type="checkbox"/> DISAPPROVED</td> </tr> </table>			<input type="checkbox"/> P & Z	<input type="checkbox"/> Lodgers Tax Board	<input type="checkbox"/> Cemetery Board	} <input type="checkbox"/> APPROVED }	<input type="checkbox"/> Museum Board	<input type="checkbox"/> San Jose Board	<input type="checkbox"/> Water Board	<input type="checkbox"/> Library Board	<input type="checkbox"/> N. Mesa Board	<input type="checkbox"/> _____ Committee	} <input type="checkbox"/> DISAPPROVED
<input type="checkbox"/> P & Z	<input type="checkbox"/> Lodgers Tax Board	<input type="checkbox"/> Cemetery Board	} <input type="checkbox"/> APPROVED }										
<input type="checkbox"/> Museum Board	<input type="checkbox"/> San Jose Board	<input type="checkbox"/> Water Board											
<input type="checkbox"/> Library Board	<input type="checkbox"/> N. Mesa Board	<input type="checkbox"/> _____ Committee	} <input type="checkbox"/> DISAPPROVED										
<p><b>Reviewed By:</b></p> <p><b>City Administrator:</b> <u>/s/John Lowe</u> <b>Date</b> <u>06-08-2023</u></p>													

ATTACHMENT(S): Application, map



# Joseph Griego - Snow Cones Food Truck - Carlsbad Beach Park



6/6/2023



Receipt Date Stamp

CITY OF CARLSBAD

Planning, Engineering, and Regulation Department
PO Box 1569, Carlsbad, NM 88221
Phone (575) 885-1185
Fax (575) 628-8379

TEMPORARY USE APPLICATION

Sec. 56-80 and Temporary Housing

Application Date: 4.27.23

Fee Paid (\$10.00): 10 paid

TYPE OF USE REQUESTED:
Carnival, Circus, Fair, Public Event
Parking Lot Sale
Garage, Estate, Yard Sale
Natural Disaster, Emergency Personal Assistance Location
Real Estate Sales Office
Temporary Housing
Other

APPLICANT INFORMATION:
Joseph D Griego
Rio Rancho 87124 903-495 8041
1840 Regency Park Rd. SE

PROPERTY OWNER INFORMATION\* (IF DIFFERENT FROM APPLICANT):
City of Carlsbad 708 Park D
Carlsbad NM 88220
\*A signed affidavit from the property owner(s), consenting to submittal of the application, must be included with the application.

LEGAL DESCRIPTION AND/OR STREET ADDRESS OF PROPERTY (FOR WHICH TEMPORARY USE IS REQUESTED):

ADDRESS LOT BLOCK SUBDIVISION ZONING

Description and Duration of Temporary Use:

Sun Sat

10:am - 8:pm

Site Plan:

any avail. spaces

**FOR OFFICIAL USE ONLY:**

Approved       Approved with Conditions       Denied      By: \_\_\_\_\_

Approval Date: \_\_\_\_\_      Permit Expiration Date: \_\_\_\_\_

Conditions of approval:

SEC. 56-80. TEMPORARY USES.

(a) **Allowed Uses.**

Temporary uses shall be allowed in accordance with the standards of the zoning district and this subsection. These uses require written permission from the property owner and an approved Temporary Use Permit from the Planning Director and in some cases a Business Registration, unless otherwise expressly permitted or allowed.

1. Carnivals, Circuses, Fairs and Public Events. Carnivals, circuses, fairs and public events shall only be approved by the City Council on a case by case basis and shall be in accordance with all applicable regulations. Permission of the property owner is required.
2. Garage, estate and yard sales. Garage, estate and yard sales require a Temporary Use Permit but do not require a business registration and may be conducted, but shall comply with the following minimum requirements:
  - (a) There shall be no more than two such activities per residence per twelve month period;
  - (b) Each sale shall begin and end within a consecutive seventy-two hour (72 hr.) period;
  - (c) Sales shall be conducted on the property of the person selling the goods. Multiple home sales must be held on the property of one or more of the participants;
  - (d) No goods purchased for resale may be offered for sale or sold and no consignment goods may be offered for sale or sold;
  - (e) Directional and advertising signs shall not be located in the public right-of-way or attached to utility poles or other structures located in the public right-of-way; and
  - (f) All directional or advertising signs shall be removed within twenty-four hours (24 hrs.) of the completion of the sale.
3. Natural Disaster and Emergency Personal Assistance Locations. Temporary uses and structures needed to provide personal services as the result of a natural disaster or other health and safety emergency are allowed for the duration of the emergency and do not require a temporary use permit or business registration.
4. Parking Lot Sales. Permission of the property owner is required for parking lot sales. Parking lot sales may include the sale of rugs, blankets, fruits, vegetables, and other such items but does not include the sale of live animals, which is prohibited. Parking lot sales are allowed in the parking lot of a permitted structure or use in the C-1, C-2, and I zoning districts for up to thirty (30) consecutive days at a time.
5. Real Estate Sales Offices. Sales offices are allowed on development sites in any zone until all lots or houses are sold. Use of the sales office for lots or homes outside of the project area is prohibited.
6. Recreational Vehicle as a Temporary Dwelling. A property owner may be permitted to reside in a recreational vehicle, for up to six months (6 mos.), on a building site where a residential building permit has been issued.
7. Recreational Vehicle as a Temporary Office. A business owner or contractor may be permitted to utilize a recreational vehicle as an office, for up to six months (6 mos.), on a building site where a commercial building permit has been issued.
8. Recreational Vehicle for a Night Watchman or Security Guard. A business owner may be permitted to utilize a recreational vehicle as an office for a night watchman or security guard, provided it is not used as a residence.
9. Restaurant, Mobile and Pushcarts. Prior to issuance of a Temporary Use Permit, the applicant is required to provide the City with copies of all approved State of New Mexico permits and City Fire Marshall inspections and a signed affidavit from the property owner authorizing the placement of a mobile restaurant or pushcart on their property.
  - a. Operation of a mobile restaurant or pushcart, in conjunction with a special event, is limited to the duration of the special event.
  - b. If not in conjunction with a special event, operation of a mobile restaurant or pushcart shall be limited to the R-R, C-1, C-2, and I zoning districts. If in conjunction with a special event, operation of a mobile restaurant or push cart shall be permitted any zoning district.
10. Temporary Housing/RV Park. Temporary Housing is defined as: "Housing for individuals or families, on a temporary basis, either in pre-fabricated, self-contained modular structures with other

amenities, OR individual self-contained recreational vehicles, not including tents, truck campers or camper shells. Specifically for the purpose of this definition, Temporary Housing may also be referred to as crew-camp housing, work force housing, congregate residence or employee housing. Residents living within the temporary housing may be employed solely by one company, industry or project or may be employed by a variety of employers.”

Temporary Housing, self-contained is defined as: “Temporary Housing that does not require connection to city utilities, is served by an independent waste water and freshwater delivery service, and that includes sleeping, cooking, dining, toilet and shower facilities, contained within an individual RV or contained within individual or multiple modular structures.”

- c. Temporary Housing is permitted only on land currently (as of the date of approval of these regulations) zoned “C-2” Commercial District, “R-R” Rural Residential District, and “I” Industrial District, excepting the area that constitutes the Carlsbad Airport Industrial Park (CAIP), with a minimum of two acres for the temporary housing area, and where primary access to the area of Temporary Housing is from an Arterial Street, as defined in the Code of Ordinances. The acreage requirement for a Temporary Use Permit for Temporary Housing is not subject to the Appeal (Variance) process as defined in Sec. 56-150(k) of this Zoning Ordinance. All Temporary Use Permit applications for Temporary Housing must fully meet the acreage requirements listed within this section.
- d. The land on which a Temporary Housing Use is permitted shall be properly addressed for 911 purposes.
- e. Temporary Housing shall be connected to city water and sewer utilities or completely self-contained, except for electrical service, which shall be obtained from the service provider. All electrical work must be conducted by a licensed electrician and City electrical permits and inspections are required. The use of generators is prohibited except in an emergency power outage situation.
- f. A site plan shall be provided that identifies:
  - a. the location of all pre-fabricated modular units and/or RV spaces with required setbacks and spacing between units; and
  - b. ingress and egress locations: a minimum of 1 with a minimum width of 24’ combined with an emergency turnaround of at least 100’; and
  - c. vehicular drive aisles - minimum width of 24’ with no on-street parking, minimum chip seal or gravel paving and graded to prevent ruts, muddy and dangerous driving surfaces. Vehicular drive aisles shall remain clear of all obstructions, including vehicles and trailer/RV towing hitches or tongues; and
  - d. emergency access and turn around, if necessary, (minimum 100’ diameter); and
  - e. RV spaces shall be a minimum 20’ in width and 60’ in length, or shall contain an equal amount of square footage (1,200 sq. ft.). There shall be a minimum 14’ between the sides of all recreational vehicles, and a minimum of 8’ between the backs of all recreational vehicles. Any structure, including awnings, attached to or touching a RV shall, for purposes of this separation requirement, be considered part of the RV.
  - f. parking spaces (1 - 9’x18’ space per sleeping unit or recreational vehicle space) Each RV space shall contain within the 20’ minimum width and 60’ minimum length at least one parking space designed for the inhabitant of said RV space. No vehicular parking next to a RV space, or otherwise, shall be allowed to extend past the boundary of said RV space or into the vehicular drive aisle.; and
  - g. visitor parking spaces (1 - 9’x18’ space for every 4 sleeping units) in designated visitor parking area; (one handicap parking space required if park is open to the public) and
  - h. the location of amenities such as park areas, swimming pool, picnic tables and/or recreational activity areas, if provided.
  - i. a utility plan that shows the location, size and details of all lines located on the site as well as connections to temporary housing and any connections to city utilities. The utility plan shall also show the plan and layout for solid waste disposal.
  - j. the location of fire hydrants (or alternative fire suppression system as approved by the Fire Marshal) at the entrance of the development, if fire suppression is deemed necessary for the development.
- g. A grading and drainage plan is not required because permanent changes to the site, including grading, are not permitted.

- h. A minimum 6'tall solid (chain link with slats not allowed) perimeter fence (or 20' landscaping buffer complete with vegetation designed to screen the Temporary Development from neighboring properties. Landscaping shall be installed, irrigated and maintained – refer to Sec. 56-110 of this Zoning Ordinance for details concerning approved vegetation and other landscaping requirements.) shall be erected between the area of the site utilized for temporary housing and parking and the public Right-of-Way or any adjacent residentially zoned properties. A non-solid perimeter fence shall be allowed between the Temporary development and any non-residentially zoned property, or any undeveloped property, regardless of zoning. Any solid fence erected shall have the finished side facing the public ROW or adjacent properties to the Temporary Housing development. The purpose of this fence is to define the temporary housing area and to prevent litter and debris from blowing onto adjacent land. A building permit for the fence is required.
- i. A 20' set back from this fence shall be maintained free of obstructions at all times.
- j. A minimum 10' clear separation between all temporary structures shall be maintained at all times.
- k. A minimum 30' set-back from the front property line shall be maintained. This area may be used for landscaping or parking but may not be used for temporary housing units or RV spaces.
- l. If not connecting to City sewer facilities, a copy of a NMED approved Sanitation Plan shall be provided to the City. At a minimum, the Sanitation Plan shall indicate the type of service (storage tank, septic system, daily pick up, etc.) and the sanitary service provider's name and contact information, type of sanitary services provided (grey water, black water, fresh water, litter control, trash collection), the location of proposed solid waste containers, to be approved by the City Utilities Department, the schedule or frequency for such service provision, and the responsible party for immediate clean up if a spill occurs. All temporary housing units and/or RVs must be provided sanitary service on a regular basis, as needed, and identified in the Sanitation Plan.
- m. The Sanitation provider shall comply with all Federal, State, and Local regulations including obtaining a permit from the City Wastewater Department.
- n. Permission to connect to City water and/or sewer facilities is dependent upon approval from the Utilities Department Director. The Director may require detailed plans regarding the size and location of the lines and connections. The developer is responsible for costs associated with the installation of, and connection to, the City facilities, both within the public right-of-way, if applicable, and within the private property used for the temporary housing. All construction work, including connections, will require the proper City permits and inspections will be conducted by the City in order to protect the health, safety and welfare of future temporary housing residents.
- o. Temporary Housing shall not be located within a floodway as delineated on the City's Flood Insurance Rate Maps.
- p. City Code Enforcement personnel may conduct unscheduled periodic inspections of the temporary housing use to ensure regulations and conditions are met.
- q. If the applicant has provided a professional site plan that meets all of the aforementioned requirements, staff shall forward the request to the Planning and Zoning Commission for their recommendation to the City Council. The City Council shall make the final decision regarding the issuance of a Temporary Use Permit for Temporary Housing. The City Council may approve a permit for up to five years. The applicant may seek renewal for the Temporary Housing development if the following considerations and requirements are met:
  - a. the temporary development has not been deemed a public nuisance as determined by the need for repeated police response to the development due to criminal or unsavory behavior of the inhabitants
  - b. the temporary development has remained compliant under the existing City codes, and has avoided repeated violations as determined by City Code Enforcement
  - c. it is determined by the Planning Director that the need for temporary housing still exists within the community. If renewal is requested by an applicant, City staff will verify if a need still exists by contacting permitted RV Parks and mobile home parks to assess vacancy rates.
  - d. upon application for permit renewal, the property owner must submit a detailed plan that indicates what the permanent long term plan for the property shall be, and that the long term plan will be fulfilled within the additional five year renewal. No additional permit renewals will be allowed. *(All Temporary RV Parks currently approved at the time of the passing of this amendment, 3-26-2019, and operating will be allowed two permit renewals.)*



- e. prior to approving a permit renewal, the Fire Marshal shall review the site plan and provide a report indicating fire suppression requirements, including quantity and location of fire hydrants or on-site facilities to be installed immediately. No additional five year renewal will be granted unless the Fire Marshal's requirements are met.
  - r. A Temporary Use Permit for Temporary Housing may be revoked by the City Administrator upon finding that:
    - k. the temporary housing is unsafe
    - l. the housing or grounds are unsanitary
    - m. crime or safety issues are prevalent
  - s. If approved, you are required to contact the City Clerk to obtain a lodger's tax application.
  - t. Water and sewer fees will be based on the number of spaces approved by City Council, not the number of occupied spaces.
  - u. An approved Temporary Use Permit for Temporary Housing runs with the land and is transferrable to the new land owner for the remainder of the permit timeframe. After expiration of the permit, the new owner may apply for a renewal, as provided for in item #16 above.
  - v. The permit period begins when the first unit is placed on-site. The permit period ends as specified by the City Council and renewals expire as specified by the Planning Director.
11. Other Uses. The Planning and Zoning Commission may approve other temporary uses and activities or special events. Such uses shall not jeopardize the health, safety or general welfare, or be injurious or detrimental to properties near the proposed location of the activity. Such uses shall comply with all applicable ordinances, laws, rules, regulations, codes and policies.

**(b) General Regulations.**

1. All temporary uses shall comply with the provisions of this Section:
  - (a) Permanent changes to the site are prohibited;
  - (b) Permanent signs are prohibited. All temporary signs associated with the temporary use shall comply with all applicable ordinances, laws, rules, regulations, codes and policies and shall be placed no more than seventy-two hours (72 hrs.) in advance of the event, and shall be removed within twenty-four hours (24 hrs.) of the end of the event;
  - (c) Temporary uses shall not violate any applicable conditions of approval that apply to the principal use on the site;
  - (d) All other required permits and licenses, such as health department permits, shall be obtained; and
  - (e) Temporary uses shall be subject to site plan review as required by the Temporary Use Permit process.
2. Approval Criteria.

The Planning Director may approve a Temporary Use Permit if it is determined that all of the following conditions are met:

  - (a) That the proposed site is adequate in size and shape to accommodate the temporary use;
  - (b) That the proposed site is adequately served by streets or highways having sufficient width and improvements to accommodate the kind and quantity of traffic that such temporary use will or could reasonably generate;
  - (c) That adequate parking to accommodate vehicular traffic to be generated by such use will be available either on-site or at alternate locations (with an approved alternative parking plan);
  - (d) That the operation of the requested use at the location proposed and within the time period specified will not endanger, jeopardize or otherwise constitute a menace to the public health, safety or general welfare; and
  - (e) All other required permits have been obtained.
3. Conditions of Approval.

In approving Temporary Use Permits, conditions may be imposed as necessary to reduce or minimize any potential adverse impact upon adjacent property. Conditions shall relate to an impact created or aggravated

by the proposed use and shall be roughly proportional to the impact. For example, any or all of the following conditions may be imposed:

- (a) Provision of temporary parking facilities, including vehicular access, ingress, and egress;
- (b) Control of nuisance factors such as, but not limited to, the prevention of glare or direct illumination of adjacent properties, dirt, dust, gases, heat, noise, odors, smoke and vibrations;
- (c) Limits on temporary buildings, facilities and structures, including height, placement and size, and location of equipment and open spaces, including buffer areas and other setbacks;
- (d) Provision of medical and sanitary facilities;
- (e) Provision of solid waste collection and disposal;
- (f) Provision of safety and security measures;
- (g) Regulation of operating hours and days, including limitation of the duration of the temporary use to a shorter time period than that requested or specified in this Section;
- (h) Submission of a performance bond or other financial guarantee to ensure that any temporary buildings, facilities or structures used for such proposed temporary use will be removed from the site within a reasonable time following the event and that the property will be restored to its former condition; and
- (i) Other conditions deemed appropriate by the City Administrator.







**CITY OF CARLSBAD**  
 Planning, Engineering,  
 and Regulation Department  
 PO Box 1569, Carlsbad, NM 88221  
 Phone (575) 885-1185  
 Fax (575) 628-8379

**TEMPORARY USE APPLICATION**  
 Sec. 56-80 and Temporary Housing

Application Date: 6/3/2023

Fee Paid (\$10.00): pd ve

**TYPE OF USE REQUESTED:**

<input type="checkbox"/> Carnival, Circus, Fair , Public Event	<input type="checkbox"/> Real Estate Sales Office
<input type="checkbox"/> Parking Lot Sale	<input type="checkbox"/> Temporary Housing
<input type="checkbox"/> Garage, Estate, Yard Sale	<input checked="" type="checkbox"/> Other
<input type="checkbox"/> Natural Disaster, Emergency Personal Assistance Location	Food truck space

**APPLICANT INFORMATION:**

Milton's Brewing	213 W Mermod
NAME	ADDRESS
Carlsbad NM 88220	575.706.3575
CITY STATE ZIP	PHONE
	chel@miltontsbrewing.com
	EMAIL

**PROPERTY OWNER INFORMATION\* (IF DIFFERENT FROM APPLICANT):**

City of Carlsbad	101 N Halagueno	Across the street from Milton's
NAME	ADDRESS	
Carlsbad NM 88220	575.887.1191	
CITY STATE ZIP	PHONE	EMAIL

\* A signed affidavit from the property owner(s), consenting to submittal of the application, must be included with the application.

**LEGAL DESCRIPTION AND/OR STREET ADDRESS OF PROPERTY (FOR WHICH TEMPORARY USE IS REQUESTED):**

102 N Canal St

ADDRESS	LOT	BLOCK	SUBDIVISION	ZONING
---------	-----	-------	-------------	--------

**Description and Duration of Temporary Use:**

Milton's Brewing would like to request the use of space across the street from their building at 213 W Mermod in front of the Eddy County Courthouse for a food truck. Milton's is not set up to serve food, and many tourists and residents like to have a meal while they visit the brewery. Having space for a food truck to set up will allow that to happen, especially on days when there aren't many restaurants open. Duration would be from the time of approval through the end of the calendar year of 2023. Times: Tue - Fri 4 pm - 10 pm, Sat 2 pm - 10 pm, Sun 2 pm - 8 pm. This would allow for the possibility of having a food truck everyday that the brewery is open, however, getting food trucks to move from their permanent locations is tough, and it is not certain that a food truck would be set up every day.

**Site Plan:**

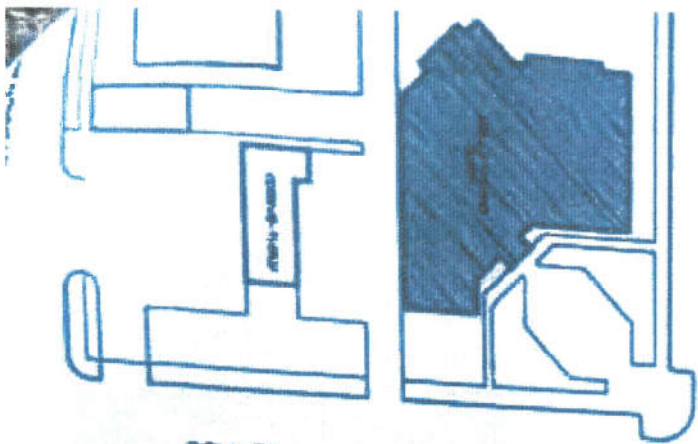
See map

**FOR OFFICIAL USE ONLY:**

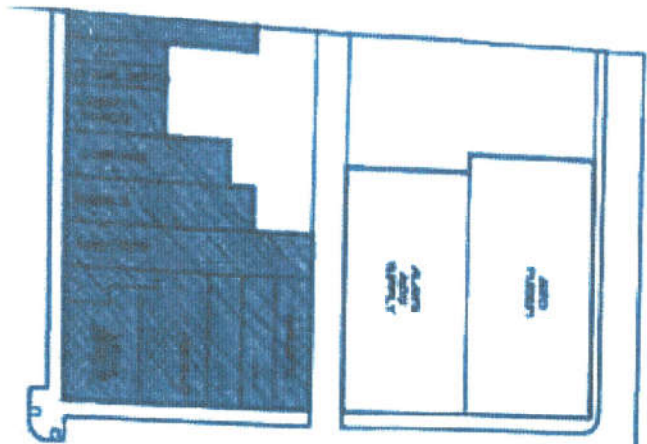
Approved       Approved with Conditions       Denied      By: \_\_\_\_\_

Approval Date: \_\_\_\_\_      Permit Expiration Date: \_\_\_\_\_

Conditions of approval:

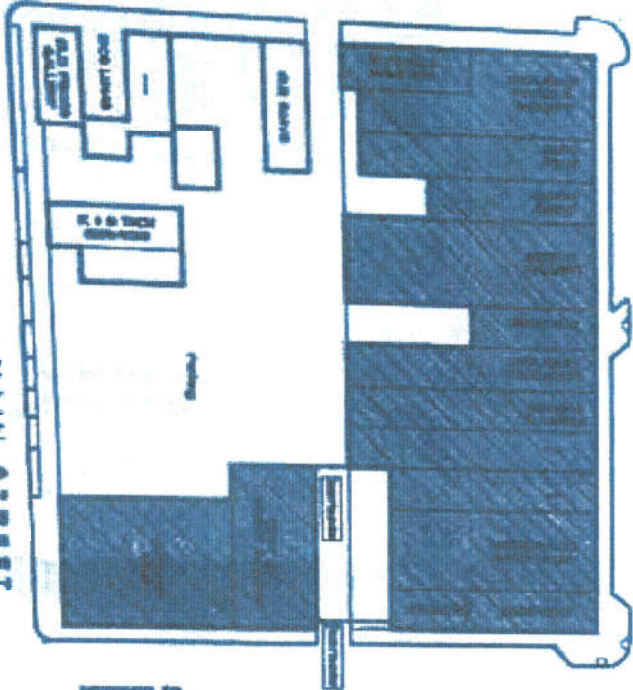


FOX ST.



FOX ST.

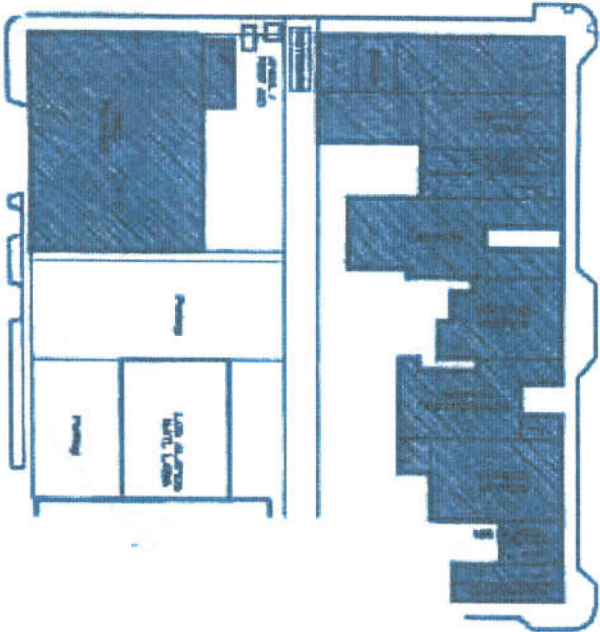
MAIN STREET



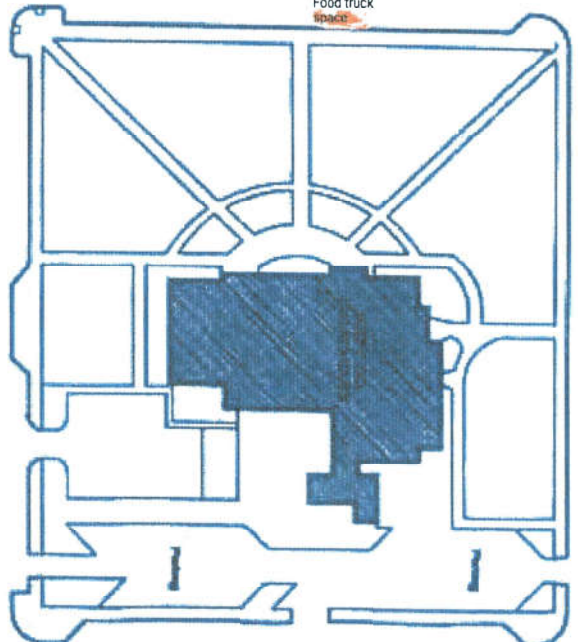
WILSON ST.



Food truck space



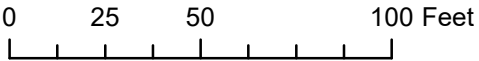
CANTON ST.



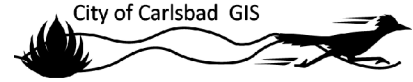
STEVENS ST.



# Milton's Brewing Food Truck



6/6/2023





**CITY OF CARLSBAD**  
**AGENDA BRIEFING MEMORANDUM**

**Meeting Date: 6/13/2023**

<b>DEPARTMENT:</b> Planning & Regulation	<b>BY:</b> Jeff Patterson, Planning Director	<b>DATE:</b> 6/6/2023
--	--	-----------------------

**SUBJECT:** Request for a change of zoning from “R-2” Residential 2 District to “C-1” Commercial 1 District for approximately 0.34 acres, located at 609 W. Fox St., legally described as Lots 2 & 4, Block 99, Stevens Second Addition Subdivision, pursuant to Section 3-21-1 et. Seq. NMSA 1978 and Sections 56-150(b) and 56-140(i), Carlsbad Code of Ordinances.

Applicant/Owner:  
Rhonda Harper  
410 N. Mesquite St.  
Carlsbad, NM 88220

***\*The applicant provided the required notification to property owners within 100’ and agreed to post the required sign 5-days prior to the public hearing as required by Sec. 56-140(i). The City will notify the property owners’ 15-days prior to the City Council hearing and publish notification in the newspaper 30-days prior to said hearing.***

**SYNOPSIS, HISTORY AND IMPACT** (SAFETY AND WELFARE/FINANCIAL/PERSONNEL/INFRASTRUCTURE/ETC.): Request for a change of zoning from “R-2” Residential 2 District to “C-1” Commercial 1 District for approximately 0.34 acres, located at 609 W. Fox St., legally described as Lots 2 & 4, Block 99, Stevens Second Addition Subdivision.

**Sec. 56-40(d) states:**

**(d) Commercial 1 (C-1) District.**

The Commercial 1 District is intended to accommodate neighborhood-scale retail, office, and customer service uses. Such uses are regulated in order to reduce adverse impacts on surrounding residential development.

The properties to the north are zoned “C-2” Commercial 2 District; the properties to the south, west, & east are zoned “R-2” Residential 2 District. This zone change will create a spot zone. The applicant had originally requested to change the zoning of the subject property from “R-2” Residential 2 District to “C-2” Commercial 2 District. At the Planning and Zoning Commission meeting on May 1, 2023, the applicant chose to alter their request and ask for “C-1” Commercial 1 District zoning.

Comprehensive Plan: Strategy 2040 goals and policies that are applicable to this request are:

**Chapter 4: Housing & Neighborhoods**

**Objectives:**

- *To preserve the character, identity, and integrity of established neighborhoods.*

**Chapter 5: Land Use**

**Objectives:**

- *To identify areas of opportunity for infill and redevelopment.*
- *To encourage redevelopment of vacant or underutilized properties for residential, commercial, or mixed-use development.*

According to Zoning Ordinance **Sec. 56-150(b)(4). Amendments**, Findings Required, a statement of fact regarding each of the following findings is required:

- (a) The proposed amendment will or will not adversely impact the public health, safety or general welfare and

will or will not promote the original purposes of the Zoning Ordinance; and

- (b) The proposed amendment responds or does not respond to changed conditions, such as changes in public capital investments, road locations or functional classification, population trends, density, use or further studies that have been completed since adoption of the Zoning Ordinance; and
- (c) The proposed amendment is or is not necessary in order to respond to State and/or Federal legislation; and
- (d) The proposed amendment provides or does not provide additional flexibility in meeting the objectives of this Zoning Ordinance without lowering the standards of the Zoning Ordinance; and
- (e) The proposed amendment is or is not in substantial compliance with the City's Comprehensive Plan or other City Master Plan; and
- (f) The proposed amendment will or will not adversely affect the implementation of the goals and policies of the City's Comprehensive Plan or other City Master Plan; and
- (g) The proposed amendment is justified in order to correct a mistake in the Official Zoning Map or the text of the Zoning Ordinance; and
- (h) The proposed amendment is justified in order to respond to changes in the City's Comprehensive Plan or other City Master Plan including, but not limited to, changes in land use assumptions, surrounding uses, population forecasts, rates of land consumption, anticipated community needs or other factors.

**PLANNING AND ZONING COMMISSION RECOMMENDATION:** Based on review of the application and staff comments, at their meeting on May 1, 2023, the Planning and Zoning Commission considered this item and recommended approval with a vote of five (5) in favor of approval, none (0) against, none (0) absent and none (0) abstain.

**DEPARTMENT RECOMMENDATION (please check):**

	Approval	Denial	n/a		Approval	Denial	n/a
Public Works			X	Planning, Eng. & Reg. Dept			
Fire Department			X	Code Enforcement Division			X
Legal Department			X	Planning Division	X		
Police Department			X	Projects Department			X
Utilities Department			X	Building Division			X

**DEPARTMENT COMMENTS:**

Public Works: No comments.

Utilities Department: No comments.

Building Department: No comments.

Fire Department: No comments.

Code Enforcement: No comments.

Legal Department: No comments.

Planning Department: Recommend approval

Police Department: No comments.

Projects Department: No comments.

**BOARD/COMMISSION/COMMITTEE ACTION:**

- |   |  |  |  |
|---|--|--|--|
| <input checked="" type="checkbox"/> P&Z | <input type="checkbox"/> Lodgers Tax Board | <input type="checkbox"/> Cemetery Board  | <input checked="" type="checkbox"/> APPROVED |
| <input type="checkbox"/> Museum Board   | <input type="checkbox"/> San Jose Board    | <input type="checkbox"/> Water Board     | <input type="checkbox"/> DISSAPPROVED        |
| <input type="checkbox"/> Library Board  | <input type="checkbox"/> N. Mesa Board     | <input type="checkbox"/> _____ Committee |  |

Reviewed by  
City Administrator /s/John Lowe Date: 06-08-2023

ATTACHMENTS: Application materials, Ordinance, P & Z Minutes.

ORDINANCE NO. 2023-10

AN ORDINANCE REZONING PART OF "R-2" RESIDENTIAL 2 DISTRICT TO "C-1" COMMERCIAL 1 DISTRICT FOR AN APPROXIMATELY 0.34 ACRE PROPERTY, LOCATED AT 609 WEST FOX STREET, LEGALLY DESCRIBED AS LOTS 2 AND 4, BLOCK 99, STEVENS SECOND ADDITION SUBDIVISION PURSUANT TO SECTION 3-21-1 ET. SEQ. NMSA 1978 AND SECTIONS 56-150(B) AND 56-140(I), CARLSBAD CODE OF ORDINANCES.

BE IT ORDAINED BY THE GOVERNING BODY OF THE CITY OF CARLSBAD, EDDY COUNTY, NEW MEXICO, that:

The official zoning map of the City is hereby amended to rezone part of "R-2" Residential 2 District to "C-1" Commercial 1 District for an approximately 0.34 acre property, located at 609 W. Fox St., legally described as:

Lots 2 & 4, Block 99, Stevens Second Addition Subdivision

INTRODUCED, PASSED, ADOPTED AND APPROVED this 13<sup>th</sup> day of June, 2023.

\_\_\_\_\_  
DALE JANWAY, MAYOR

ATTEST:


\_\_\_\_\_  
CITY CLERK

**MINUTES OF THE REGULAR MEETING OF THE**

**City of Carlsbad  
Planning & Zoning Commission**

**Monday, May 1, 2023, at 5:00 p.m.**

**Meeting Held in the Janell Whitlock Municipal Complex Council Chambers  
114 S. Halagueno St.**



## **PLANNING AND ZONING COMMISSION**

Monday, May 1, 2023, at 5:00 PM

Janell Whitlock Municipal Complex Council Chambers

114 S. Halagueno Street

GoToMeeting ID: 423-266-613

US Phone: (872) 240-3111 Access Code: 423-266-613

<https://meet.goto.com/423266613>

1. Roll call of voting members and determination of quorum
2. Approval of Agenda
3. Approval of Minutes from the Meeting held April 3, 2023
4. Consider a request for a Variance from Article IV, Section 56-100(b) of the Carlsbad Zoning Ordinance requiring the installation of one (1) ADA Accessible Van parking space for the property located at 2404 W. Pierce St., zoned "C-2" Commercial 2 District.
5. Consider approval of a Preliminary/Final Plat for the Robby and Judy Walterscheid Summary Subdivision, located at the intersection of Derrick Rd. and Grandi Rd., outside of the City Limits, creating nine new large tracts for development.
6. Consider approval of a Final Plat for Oasis Subdivision Phase 2, creating 76 new residential lots, zoned "R-1" Residential 1 District, located within the Oasis Subdivision north of Pima Dr.
7. Consider approval of a Final Plat for Martin Farms Subdivision, Unit 4, creating 64 new residential lots for development, zoned "R-1" Residential 1 District.
8. Consider approval of a replat of Springs Farm Subdivision, a replat that lays out the route of Captain Williams Lane and dedicates the road right-of-way (ROW) for that street.
9. Consider a recommendation to the City Council regarding a request for a change of zoning from "R-2" Residential 2 District to "C-2" Commercial 2 District for approximately 0.34 acres, located at 609 W. Fox St., legally described as Lots 2 & 4, Block 99, Stevens Second Addition Subdivision.
10. Consider a recommendation to the City Council regarding a request for a change of zoning from "R-R" Rural Residential District to "C-2" Commercial 2 District for approximately 4.1 acres, located at 2003 Standpipe Rd., legally described as Quarter: NE S: 14 T: 22S R: 26E BEG 40' S OF NE COR, W 450', S 400' E 450', N 400' TO POB.

11. Consider a recommendation to the City Council regarding a request for a change of zoning from “C-2” Commercial 2 District to “R-1” Residential 1 District for approximately 1.01 acres, located at 2019 W. Texas St., legally described as Lot 6, Block A, Swigart Subdivision.
12. Report regarding Summary Review Subdivisions
13. Adjourn



**FOR INFORMATION ONLY**

Agendas and Planning and Zoning Commission meeting minutes are available on the City website:

[cityofcarlsbadnm.com](http://cityofcarlsbadnm.com)

or may be viewed in the Office of the City Clerk or at the Carlsbad Public Library during normal and regular business hours

**PLANNING AND ZONING COMMISSION MEETING SCHEDULE**

- Regular meeting – Monday, June 5, 2023, at 5:00 p.m

If you require a hearing interpreter, language interpreter, or auxiliary aids in order to attend and participate in the above meeting, please contact the City Administrator's office at (575) 887-1191 at least 48 hours prior to the scheduled meeting time.

MINUTES OF A REGULAR MEETING OF THE CITY OF CARLSBAD PLANNING &  
ZONING COMMISSION HELD IN THE JANELL WHITLOCK MUNICIPAL COMPLEX  
COUNCIL CHAMBERS,  
114 S. HALAGUENO STREET, MAY 1, 2023 AT 5:00 P.M.

VOTING MEMBERS PRESENT:

JAMES MCCORMICK  
BRAD NESSER  
TRENT CORNUM  
LINDA WILSON  
VALERIE BRANSON

CHAIRPERSON  
COMMISSIONER  
COMMISSIONER  
COMMISSIONER  
COMMISSIONER

VOTING MEMBERS ABSENT:

NO

EX-OFFICIO MEMBERS PRESENT:

JEFF PATTERSON  
TRYSHA ORTIZ

PLANNING DIRECTOR  
DEPUTY PLANNING DIRECTOR

SECRETARY PRESENT:

JENNIFER CAMPOS  
VANESSA ORNELAS

PLANNING AND REGULATION  
DEPARTMENT EXECUTIVE SECRETARY  
PLANNING AND REGULATION  
DEPARTMENT SECRETARY

OTHERS PRESENT:

CHARLENE ROSA  
DENISE MADRIPROYEA  
WILLIAM MCHERRY  
JOEL NEATHERLIN  
KARL BRUCE MARTIN  
ST HICKS  
RHONDA HARRIS  
ROY DUBOIS  
SKYLYNN MINN  
KARI BARRIE  
ASHA HINOJOS  
JIM MCKENNEY  
RAYMOND PACHECO  
VANESSA PACHECO  
DIANA YAN  
JEFF YEAGER  
JEFF NEATHERLIN  
JOE VASQUEZ  
PATTIE MOORE  
JUSTIN VAN NATTA  
CASSIE FLOREZ  
SUE VAN NATTA  
KRIS NEATHERLIN

CITY ATTORNEY  
2019 W TEXAS  
2017 STANDPIPE RD  
1919 STANDPIPE RD  
401 N PENN ROSWELL  
410 N MESQUITE  
84 CUAHAVE  
1601 W URAL  
1601 W URAL  
2401 MARTIN LN  
1928 STANDPIPE RD  
1009 CALLE DE ENCANTO  
1009 CALLE DE ENCANTO  
2401 MARTIN LN  
2401 MARTIN LN  
1415 W ORCHARD LN  
2202 CURRY  
2412 MARTIN LN  
1927 STANDPIPE RD  
2412 MARTIN LN  
1927 STANDPIPE RD  
VIRTUAL



Time Stamps and headings below correspond to the recording of the meeting and the recording is hereby made a part of the official record.

0:00:02 Start Recording [5:00:09 PM]

0:00:07 **1. Roll call of Voting Members and Determination of Quorum**

Roll was called, confirming the presence of a quorum of commission members. The following members were present— **Mr. McCormick, Mr. Nesser, Mr. Cornum, Ms. Wilson, and Ms. Branson.** Absent—None.

0:00:27 **2. Approval of Agenda**

**Ms. Wilson** made a motion to approve the Agenda; **Ms. Branson** seconded the motion. The vote was as follows: **Yes—Mr. McCormick, Mr. Nesser, Mr. Cornum, Ms. Wilson, Ms. Branson.** No—None. Absent—None. Abstained—None. The motion carried.

0:01:03 **3. Approval of Minutes from the Regular Meeting held April 3, 2023**

**Mr. Cornum** made a motion to approve the Minutes from the regular meeting held on April 3, 2023; **Mr. Nesser** seconded the motion. The vote was as follows: **Yes--Mr. McCormick, Mr. Nesser, Mr. Cornum, Ms. Wilson, and Ms. Branson.** No—None. Absent—None. Abstained—None. The motion carried.

0:01:35 **4. Consider a request for a Variance from Article IV, Section 56-100(b) of the Carlsbad Zoning Ordinance requiring the installation of one (1) ADA Accessible Van parking space for the property located at 2404 W. Pierce St., zoned "C-2" Commercial 2 District.**

The applicant, **Air Methods**, was not in attendance to address the item.

**Mr. Nesser** made a motion to table the item; **Mr. Cornum** seconded the motion. The vote was as follows: **Yes--Mr. McCormick, Mr. Nesser, Mr. Cornum, Ms. Wilson, and Ms. Branson.** No—None. Absent—None. Abstained—None. The motion carried.

The item was tabled until the next Planning and Zoning Commission meeting which will be held June 5, 2023

0:02:57 **5. Consider approval of a Preliminary/Final Plat for the Robby and Judy Walterscheid Summary Subdivision, located at the intersection of Derrick Rd. and Grandi Rd., outside of the City Limits, creating nine new large tracts for development.**

The applicant(s) **Robby & Judy Walterscheid**, were not in attendance to address the item.

**Mr. Nesser** made a motion to table the item; **Ms. Branson** seconded the motion. The vote was as follows: **Yes--Mr. McCormick, Mr. Nesser, Mr. Cornum, Ms. Wilson, and Ms. Branson.** No—None. Absent—None. Abstained—None. The motion carried.

The item was tabled until the next Planning and Zoning Commission meeting which will be held June 5, 2023

0:03:58 **6. Consider approval of a Final Plat for Oasis Subdivision Phase 2, creating 76 new residential lots, zoned "R-1" Residential 1 District, located within the Oasis Subdivision north of Pima Dr.**

The applicant is the Ken Thurston Development Corp. **Mr. Patterson** explained this is a report to the commission for the approval of the final plat for the Oasis Subdivision Phase 2 which will create 76 new

residential lots for development. City staff has performed the final walk-through and has adopted the infrastructure to service this phase of the development. The final plat was signed and the City of Carlsbad is ready to move forward with Phase 2.

**Jeff Neatherlin**, approached the podium to request additional information on the location of Oasis Phase 2.

**Mr. Patterson** displayed an aerial view on the overhead monitor for clarification. No further comments were made.

**Ms. Wilson** made a motion for approval; **Mr. Cornum** seconded the motion. The vote was as follows: **Yes--Mr. McCormick, Mr. Nesser, Mr. Cornum, Ms. Wilson, and Ms. Branson.** No—None. Absent—None. Abstained—None. The motion carried.

0:09:02        **7. Consider approval of a Final Plat for Martin Farms Subdivision, Unit 4, creating 64 new residential lots for development, zoned "R-1" Residential 1 District.**

**Mr. Patterson** explained the item is a Final Plat for Martin Farms Subdivision Unit 4, creating 64 new residential lots. The Plat was preliminarily approved during the meeting of September 2022. The developers of this subdivision provided the City with a Letter of Credit at that time. Unit 4 of this subdivision has been completed. The City has performed the final walkthrough. All items on that list have been completed except for spacers needed in ten of the water meter boxes. The spacers are expected to be delivered and installed during the month of July 2023. The City of Carlsbad expects a report from the developer upon completion. Infrastructure is ready to be accepted, per a report from City staff. **Mr. McCormick** inquired about the approval of the water service. **Mr. Patterson** explained water service will not be approved until after the installation of the water meters.

**Ms. Wilson** made a motion for approval; **Mr. Nesser** seconded the motion. The vote was as follows: **Yes--Mr. McCormick, Mr. Nesser, Mr. Cornum, Ms. Wilson, and Ms. Branson.** No—None. Absent—None. Abstained—None. The motion carried.

0:12:03        **8. Consider approval of a replat of Springs Farm Subdivision, a replat that lays out the route of Captain Williams Lane and dedicates the road right-of-way (ROW) for that street.**

**Scott Hicks with Smith Engineering** spoke on behalf of the applicant **George Dunagan**, The replat of Springs Farm Subdivision shows the route of Captain Williams Lane and dedicating the road right-of-way (ROW) for that street. He explained many entities are involved with the project and this will be the first step in the process to eventually create a final design and construction for the route. **Mr. Hicks** explains how important access is for the elementary school. **Mr. Patterson** further explains the plan and use of the route. **Mr. Nesser** inquires about a plan for an extension of Quail Hollow Run to connect with Captain Williams Ln. **Mr. Hicks** states that Quail Hollow will not extend to Captain Williams Lane, but will remain as emergency access only. **Mr. Nesser** expresses his concern for a "turnaround". **Mr. Hicks** explains the plans for Quail Hollow 6 subdivision will address this issue.

**Mr. Cornum** made a motion for approval; **Mr. Nesser** seconded the motion. The vote was as follows: **Yes--Mr. McCormick, Mr. Nesser, Mr. Cornum, Ms. Wilson, and Ms. Branson.** No—None. Absent—None. Abstained—None. The motion carried.

0:16:52        **9. Consider a recommendation to the City Council regarding a request for a change of zoning from "R-2" Residential 2 District to "C-2" Commercial 2 District for**

**approximately 0.34 acres, located at 609 W. Fox St., legally described as Lots 2 & 4, Block 99, Stevens Second Addition Subdivision.**

The applicant(s), **Rhonda Harper, Skylynn McMinn, and Kari Barrick** approached the podium. **Ms. Harper** explained her role as the owner of the property in question. **Ms. Harper** then explained that she is inquiring about a zone change so that her granddaughter Ms. McMinn could potentially open a pet parlor in a portion of the duplex. She further explained they are in the process of “fixing up” the area to improve the appearance of the property.

**Mr. Patterson** further explains the request to change the zoning of the property from “R-2” Residential 2 District to “C-2” Commercial 2 District for approximately 0.34 acres, legally described as Lots 2 & 4, Block 99, Stevens Second Addition Subdivision. **Mr. Patterson** stated a majority of the area is zoned Residential and upon review of the request the City staff recommends Denial for “C-2” zoning.

**Mr. McCormick** requested a further explanation of the location the potential business will be placed. **Ms. Harper** addressed McCormick’s question, explaining that the building located in the center of the property in question is a duplex, where she is planning to utilize half of the building for the pet parlor. She also stated the parking lot has been updated for the tenants in her adjacent rental properties in this area and how this would also help with the drop-off and pick-up of clients causing minimal traffic.

**Mr. Cornum** commented on the availability of a conditional use permit and how this could potentially be an option.

**Ms. McMinn** stated the planning department would not allow a conditional use permit.

**Mr. Patterson** clarifies that a conditional use permit would not be approved for this type of business in “R-2” zoning. He also explains that a conditional use permit, for this type of business, would be approved in a “C-1” zoning. **Mr. McCormick** then commented that changing the zoning from “R-2” to “C-1” with the approval of a conditional use may better suit the applicant. **Ms. Barrick** then asked what steps needed to be taken to follow through with the suggested “C-1” zone change. **Mr. McCormick** formally allowed for the request to be amended and changed during this meeting, now requesting a change of zoning from “R-2” Residential 2 District to “C-1” Commercial 1 District for approximately 0.34 acres, located at 609 W. Fox St., legally described as Lots 2 & 4, Block 99, Stevens Second Addition Subdivision.

**Mr. Patterson** stated the zone change whether approved or denied will still need to be addressed at the City Council meeting, which the applicant will be notified at a later time, the date for said meeting. In the meantime, the applicant is welcome to visit the City Planning Dept. to start the process of the conditional use permit.

**Ms. Wilson** made a motion to approve the amended recommendation to “C-1” zoning; **Mr. Nesser** seconded the motion. The vote was as follows: **Yes--Mr. McCormick, Mr. Nesser, Mr. Cornum, Ms. Wilson, and Ms. Branson.** No—None. Absent—None. Abstained—None. The motion carried.

0:32:58      10.      **Consider a recommendation to the City Council regarding a request for a change of zoning from "R-R" Rural Residential District to "C-2" Commercial 2 District for approximately 4.1 acres, located at 2003 Standpipe Rd., legally described as Quarter: NE S: 14 T: 22S R: 26E BEG 40' S OF NE COR, W 450', S 400' E 450', N 400' TO POB.**

The applicants **Vanessa & Raymond Pacheco** approach the podium.

**Ms. Pacheco** explains the reason for the zone change from “R-R” Rural Residential to “C-2” Commercial 2 is to potentially open a small family-owned used car dealership/body shop, a detail shop, and possibly a food truck. **Ms. Pacheco** goes on to explain when she purchased the property she was under the impression that it was already zoned for commercial. Being that it was not, they visited the City Planning Department to seek further information on the process which brings them to the Planning and Zoning meeting. **Mr. Pacheco** states that he has noticed other businesses throughout Standpipe including an auto body shop which is across from them on standpipe. **Mr. Patterson** addresses the commission to further explain in detail the request being submitted. He then refers the commission to the added aerial view of the property as well as points out the majority of properties that are within city limits are zoned Rural Residential. Upon review of the City staff, the Planning Department recommends denial of the request. **Mr. McCormick** inquires about “spot zoning”. **Mr. Patterson** proceeds to explain the surrounding area

shaded green is zoned “R-R” otherwise the unshaded properties are located outside of city limits. **Mr. Nesser** inquires about the property on the corner of Quay and Standpipe diagonal from the property in question that contains all of what looked like cars. A member of the audience then states that they are RV’s with no clarification if this property is a business. **Mr. Cornum** asked the applicant if they planned to open a storefront/brick-and-mortar. **Ms. Pacheco** clarifies that it will only be the shop that would be a permanent structure.

**Jeff and Diane Yeager** accompanied by their daughter **Tisha Hinojos** approach the podium to speak against the request. The main concern **Mr. Yeager** brought to attention is the area that he assumed would store the trash, being that the rear of the property meets the driveway of their property, which would bring a foul odor. He also was concerned about the effect of property values, industrial lighting, the increase in noise, and the possible increase of criminal activity at the potential business. **Ms. Hinojos** has a concern for the livestock in the area and the possibility of poisonous or explosive products stored at the business. She also brought up the statistics of small businesses' survival rates and concern for what could be if the business in question fails. **Jeff Neatherlin** approached the podium in agreement with the City’s recommendation for denial. **Mr. Neatherlin’s** main concern was the excess traffic in the area. **Joel Neatherlin**, the neighbor to the south of the property in question approached the podium in agreement with Jeff Neatherlin and also what was stated by the Yeager family. **Jim McKinney**, the owner of the diagonal property, 1928 Standpipe, approached the podium and pointed out properties he believes are zoned commercial that he suggested the Pacheco's should look into. He also suggested if approved, the Pacheco's take into consideration adding a fence around the property. **Sue Van Natta** approached the podium also against the request. She is concerned about the increase in traffic the business would bring, Ms. Van Natta hopes the bypass that was recently installed will help by cutting back on traffic. **Bruce Marshall** approached the podium against the request. His concern was the effect a commercial property would have on his property values. He also suggested other properties in the area that he believes would better suit the applicant for the type of business they are wanting to conduct. **Cassie Florez** approached the podium against the request. **Ms. Florez** had concerns about the possible increase in crime. **Kris Neatherlin** addressed the commission to speak against the request. Her concern was also what could happen to the property if the business in question failed. She had concerns about the environmental impact this or future business would bring to the area. **Mr. & Mrs. Pacheco** approached the podium to address the concerns the public brought to their attention. Ms. Pacheco explained that because they do not have ownership of the properties suggested by the public, they would not be able to relocate the business. She also proceeded to explain the potential of also building a home at the property in the near future. With a family of her own, she expressed the importance of safety for not only her family but the surrounding families as well. She went on to explain again that the business would be a small family-owned business. **Mr. Pacheco** explained that the location would also help his family to succeed in all aspects of life being that his current line of work keeps him from his family and he would like to change that dynamic and be more involved with their everyday lives.

**Mr. McCormick** addressed Mr. Patterson about the possibility of a conditional use permit in this area. **Mr. Patterson** explained the mechanic shop and food truck could potentially be approved through a conditional use permit in the current zoning, but the used car sales would not be allowed through a conditional use permit in the current zoning. **Mr. McCormick** clarified the applicant’s options. **Mr. Patterson** recommended the applicant visit the Planning and Zoning office to apply for a conditional use permit to allow the auto mechanic shop and food truck. The applicant decided to proceed with the current request at this time.

**Mr. Cornum** made a motion for denial; **Mr. Nesser** seconded the motion. The vote was as follows: **Yes for denial—Mr. McCormick, Mr. Nesser, Mr. Cornum, Ms. Wilson, and Ms. Branson.** No—None Absent—None. Abstained—None. The motion carried.

1:10:58      11. Consider a recommendation to the City Council regarding a request for a change of zoning from "C-2" Commercial 2 District to "R-1" Residential 1 District for approximately 1.01 acres, located at 2019 W. Texas St., legally described as Lot 6, Block A, Swigart Subdivision.

**William McHenry** approached the podium and explained that when he purchased the property he was unaware of the land being split with split zoning. His reason for the request is to refinance the residence but is unable to due to the current zoning. **Mr. McCormick** asked for clarification as to why the property was able to be split-zoned. **Mr. Patterson** explained the possibility could have been caused because at one point the property was possibly subdivided with separate zoning and was later combined without rectifying the zoning. **Mr. McHenry** explained the communication he received from the previous owner left him with the understanding that the property details were sorted out. When he recently tried to refinance the property, he found the information received from the previous owner was false. Mr. McHenry went on to explain when he reached out to the planning department to rectify the issue it was then brought to his attention that the property was submitted for condemnation. He stated he was unaware of the proposed condemnation due to being away from the property for some time addressing a family medical emergency. He plans to discuss the condemnation matter with the City Attorney at a later time.

**Mr. Nesser** made a motion for approval; **Ms. Wilson** seconded the motion. The vote was as follows: **Yes—Mr. McCormick, Mr. Nesser, Mr. Cornum, Ms. Wilson, and Ms. Branson.** No—None. Absent—None. Abstained—None. The motion carried.

1:17:54      12.      **Report regarding Summary Review Subdivisions**

**Mr. Patterson** gave a report on the Summary Reviews. Nothing unusual was noted.

1:18:00      13.      **Adjourn**

The meeting was adjourned.

1:19:53      Stop Recording [6:20:02 PM]

\_\_\_\_\_  
Chairman

\_\_\_\_\_  
Date



CITY OF CARLSBAD

Planning, Engineering, and Regulation Department

PO Box 1569, Carlsbad, NM 88221

Phone (575) 885-1185

Fax (575) 628-8379

ZONING CHANGE APPLICATION

Sec. 56-150(b)

Application Date: 4/5/2023
Existing Zoning: R-2

Fee Paid (\$100.00): Paid ✓
Proposed Zoning: C-2

APPLICANT INFORMATION: Rhonda Harper, 410 N. Mesquite, Carlsbad NM, 88220, (575) 302-9636, rhondah0420@gmail.com

PROPERTY OWNER INFORMATION (attach separate sheet for multiple owners): Rhonda Harper, 410 N. Mesquite, Carlsbad NM, 88220, (575) 302-9636, rhondah0420@gmail.com
\* A signed affidavit from the property owner(s), consenting to submittal of the application, must be included with the application.

LEGAL DESCRIPTION AND/OR STREET ADDRESS OF PROPERTY (INCLUDE A MEETS AND BOUNDS DESCRIPTION FOR UNPLATTED LAND, ATTACH SEPARATE SHEET, IF NECESSARY):

609 1/2 W. Fox, 2+4, Stevens Second Addition/Stevens

**REASON FOR THE REQUEST**

An amendment to the Official Zoning Map or to the Text of the Zoning Ordinance must be justified by one or more of the following. Check all that apply:

- The proposed amendment will not adversely impact the public health, safety or general welfare and will or will not promote the original purposes of the Zoning Ordinance.
- The proposed amendment responds to changed conditions, such as changes in public capital investments, road locations or functional classification, population trends, density, use or further studies that have been completed since adoption of the Zoning Ordinance.
- The proposed amendment is necessary in order to respond to State and/or Federal legislation.
- The proposed amendment provides additional flexibility in meeting the objectives of this Zoning Ordinance without lowering the standards of the Zoning Ordinance.
- The proposed amendment is in substantial compliance with the City's Comprehensive Plan or other City Master Plan.
- The proposed amendment will not adversely affect the implementation of the goals and policies of the City's Comprehensive Plan or other City Master Plan.
- The proposed amendment will correct a mistake in the Official Zoning Map or the text of the Zoning Ordinance.
- The proposed amendment is justified in order to respond to changes in the City's Comprehensive Plan or other City Master Plan including, but not limited to, changes in land use assumptions, surrounding uses, population forecasts, rates of land consumption, anticipated community needs or other factors.

**FOR OFFICIAL USE ONLY:**

**Required prior to P & Z:**

Complete Application Including:  Map  Fee  Letter  Notification  Sign Agreement

**Required prior to City Council:**

Council Hearing Date: \_\_\_\_\_ Publication Date: \_\_\_\_\_

Property Owner Notification Sent (within 100' minimum.): \_\_\_\_\_

ABM  Staff Comments  Application Packet  Draft Ordinance  P&Z Minutes

Council Action:  Approved  Denied  Other Ordinance No.: \_\_\_\_\_

## NOTIFICATION SIGN POSTING AGREEMENT

Notification of Public Hearings before the City of Carlsbad Planning and Zoning Commission is required pursuant to Sec. 56-140(i).

- Signs shall be posted a minimum of 5 days prior to and shall be removed a maximum of 5 days after the public hearing.
- If the sign is not posted as required, the application will be delayed and will not be considered at the public hearing as scheduled.
- The sign shall be posted at the street side property line with a secure stake provided by the applicant.

I have read and understand these requirements. I understand where the sign is to be located and my obligation to post the sign prior to the public hearing and remove it afterwards.

*Rhonda K Harper*  
 APPLICANT SIGNATURE

4/5/2023  
 DATE

Sign issued by: *[Signature]*  
 Staff Member



Date: 04/05/2023

Dear Property Owner,

This letter serves as legal notification of a pending action before the City of Carlsbad Planning and Zoning Commission in accordance with Code of Ordinances Sec. 56-140(i). You are being notified because you are a property owner within one-hundred feet (100') of the subject site.

Applicant: Rhonda Harper 410 N. Mesquite (575)302-9636  
Name Address Phone

Subject Site Location: 609'12 W. Fox

The proposed action is a:

Zoning Change from R-2 to C-2 in accordance with Sec. 56-150(b).

Variance/Appeal from Sec. \_\_\_\_\_ in accordance with Sec. 56-150(c).

The purpose of the variance/appeal is:

\_\_\_\_\_  
\_\_\_\_\_

Conditional Use Permit in accordance with Sec. 56-150(f). The purpose of the permit is for a:

Home Occupation: \_\_\_\_\_

Other Use: \_\_\_\_\_

The Planning and Zoning Commission will consider this request at a Public Hearing on:

Date: 05/01/2023

Time: 5:00pm

Place: City Annex Planning Room

114 S. Halagueno St.

Carlsbad, NM 88220

The Code of Ordinances can be found on the City's website [www.cityofcarlsbadnm.com](http://www.cityofcarlsbadnm.com).

For details about this request contact the applicant OR contact the City Planner at

575-885-1185 or via email at [jepatterson@cityofcarlsbadnm.com](mailto:jepatterson@cityofcarlsbadnm.com).

Sincerely,

Rhonda k Harper / Rhonda k Harper

Applicant/Agent

7022 3330 0001 1302 3255

U.S. Postal Service™  
CERTIFIED MAIL® RECEIPT  
Domestic Mail Only

For delivery information, visit our website at [www.usps.com](http://www.usps.com)®.

Carlsbad, NM 88220

Certified Mail Fee	\$4.15
Extra Services & Fees (check box, add fee as appropriate)	\$0.00
<input type="checkbox"/> Return Receipt (hardcopy)	\$0.00
<input type="checkbox"/> Return Receipt (electronic)	\$0.00
<input type="checkbox"/> Certified Mail Restricted Delivery	\$0.00
<input type="checkbox"/> Adult Signature Required	\$0.00
<input type="checkbox"/> Adult Signature Restricted Delivery	\$0.00
Postage	\$0.63
Total Postage and Fees	\$4.78

0615  
23

Postmark  
Here

04/05/2023

Sent To  
205 S. Guadalupe St.  
Street and Apt. No., or PO Box No.  
Carlsbad, NM 88220  
City, State, ZIP+4®

PS Form 3800, April 2015 PSN 7530-02-000-9047 See Reverse for Instructions

7022 3330 0001 1302 3274

U.S. Postal Service™  
CERTIFIED MAIL® RECEIPT  
Domestic Mail Only

For delivery information, visit our website at [www.usps.com](http://www.usps.com)®.

Carlsbad, NM 88220

Certified Mail Fee	\$4.15
Extra Services & Fees (check box, add fee as appropriate)	\$0.00
<input type="checkbox"/> Return Receipt (hardcopy)	\$0.00
<input type="checkbox"/> Return Receipt (electronic)	\$0.00
<input type="checkbox"/> Certified Mail Restricted Delivery	\$0.00
<input type="checkbox"/> Adult Signature Required	\$0.00
<input type="checkbox"/> Adult Signature Restricted Delivery	\$0.00
Postage	\$0.63
Total Postage and Fees	\$4.78

0615  
23

Postmark  
Here

04/05/2023

Sent To  
207 S. Guadalupe St.  
Street and Apt. No., or PO Box No.  
Carlsbad, NM 88220  
City, State, ZIP+4®

PS Form 3800, April 2015 PSN 7530-02-000-9047 See Reverse for Instructions

7022 3330 0001 1302 3293

U.S. Postal Service™  
CERTIFIED MAIL® RECEIPT  
Domestic Mail Only

For delivery information, visit our website at [www.usps.com](http://www.usps.com)®.

Carlsbad, NM 88220

Certified Mail Fee	\$4.15
Extra Services & Fees (check box, add fee as appropriate)	\$0.00
<input type="checkbox"/> Return Receipt (hardcopy)	\$0.00
<input type="checkbox"/> Return Receipt (electronic)	\$0.00
<input type="checkbox"/> Certified Mail Restricted Delivery	\$0.00
<input type="checkbox"/> Adult Signature Required	\$0.00
<input type="checkbox"/> Adult Signature Restricted Delivery	\$0.00
Postage	\$0.63
Total Postage and Fees	\$4.78

0615  
23

Postmark  
Here

04/05/2023

Sent To  
206 S. Mesquite St.  
Street and Apt. No., or PO Box No.  
Carlsbad, NM 88220  
City, State, ZIP+4®

PS Form 3800, April 2015 PSN 7530-02-000-9047 See Reverse for Instructions

7022 3330 0001 1302 3248

U.S. Postal Service™  
CERTIFIED MAIL® RECEIPT  
Domestic Mail Only

For delivery information, visit our website at [www.usps.com](http://www.usps.com)®.

Carlsbad, NM 88220

Certified Mail Fee	\$4.15
Extra Services & Fees (check box, add fee as appropriate)	\$0.00
<input type="checkbox"/> Return Receipt (hardcopy)	\$0.00
<input type="checkbox"/> Return Receipt (electronic)	\$0.00
<input type="checkbox"/> Certified Mail Restricted Delivery	\$0.00
<input type="checkbox"/> Adult Signature Required	\$0.00
<input type="checkbox"/> Adult Signature Restricted Delivery	\$0.00
Postage	\$0.63
Total Postage and Fees	\$4.78

0615  
23

Postmark  
Here

04/05/2023

Sent To  
605 W. Fox St.  
Street and Apt. No., or PO Box No.  
Carlsbad, NM 88220  
City, State, ZIP+4®

PS Form 3800, April 2015 PSN 7530-02-000-9047 See Reverse for Instructions

7022 3330 0001 1302 3262

U.S. Postal Service™  
CERTIFIED MAIL® RECEIPT  
Domestic Mail Only

For delivery information, visit our website at [www.usps.com](http://www.usps.com)®.

Carlsbad, NM 88220

Certified Mail Fee	\$4.15
Extra Services & Fees (check box, add fee as appropriate)	\$0.00
<input type="checkbox"/> Return Receipt (hardcopy)	\$0.00
<input type="checkbox"/> Return Receipt (electronic)	\$0.00
<input type="checkbox"/> Certified Mail Restricted Delivery	\$0.00
<input type="checkbox"/> Adult Signature Required	\$0.00
<input type="checkbox"/> Adult Signature Restricted Delivery	\$0.00
Postage	\$0.63
Total Postage and Fees	\$4.78

0615  
23

Postmark  
Here

04/05/2023

Sent To  
113 S. Guadalupe St.  
Street and Apt. No., or PO Box No.  
Carlsbad, NM 88220  
City, State, ZIP+4®

PS Form 3800, April 2015 PSN 7530-02-000-9047 See Reverse for Instructions

7022 3330 0001 1302 3286

U.S. Postal Service™  
CERTIFIED MAIL® RECEIPT  
Domestic Mail Only

For delivery information, visit our website at [www.usps.com](http://www.usps.com)®.

Carlsbad, NM 88220

Certified Mail Fee	\$4.15
Extra Services & Fees (check box, add fee as appropriate)	\$0.00
<input type="checkbox"/> Return Receipt (hardcopy)	\$0.00
<input type="checkbox"/> Return Receipt (electronic)	\$0.00
<input type="checkbox"/> Certified Mail Restricted Delivery	\$0.00
<input type="checkbox"/> Adult Signature Required	\$0.00
<input type="checkbox"/> Adult Signature Restricted Delivery	\$0.00
Postage	\$0.63
Total Postage and Fees	\$4.78

0615  
23

Postmark  
Here

04/05/2023

Sent To  
114 S. Mesquite St.  
Street and Apt. No., or PO Box No.  
Carlsbad, NM 88220  
City, State, ZIP+4®

PS Form 3800, April 2015 PSN 7530-02-000-9047 See Reverse for Instructions

7022 3330 0001 1302 3323

U.S. Postal Service™  
CERTIFIED MAIL® RECEIPT  
Domestic Mail Only

For delivery information, visit our website at [www.usps.com](http://www.usps.com)®.

Carlsbad, NM 88220

OFFICIAL USE

Certified Mail Fee	\$4.15
\$	\$0.00
Extra Services & Fees (check box, add fee as appropriate)	
<input type="checkbox"/> Return Receipt (hardcopy)	\$ \$0.00
<input type="checkbox"/> Return Receipt (electronic)	\$ \$0.00
<input type="checkbox"/> Certified Mail Restricted Delivery	\$ \$0.00
<input type="checkbox"/> Adult Signature Required	\$ \$0.00
<input type="checkbox"/> Adult Signature Restricted Delivery	\$ \$0.00

0615  
23

Postmark  
Here

Postage	\$0.63
\$	\$0.63
Total Postage and Fees	\$4.78
\$	\$4.78

04/05/2023

Sent To  
201 S Mesquite St.  
Street and Apt. No., or PO Box No.  
Carlsbad, NM 88220  
City, State, ZIP+4®

PS Form 3800, April 2015 PSN 7530-02-000-9047 See Reverse for Instructions

7022 3330 0001 1302 3330

U.S. Postal Service™  
CERTIFIED MAIL® RECEIPT  
Domestic Mail Only

For delivery information, visit our website at [www.usps.com](http://www.usps.com)®.

Carlsbad, NM 88220

OFFICIAL USE

Certified Mail Fee	\$4.15
\$	\$0.00
Extra Services & Fees (check box, add fee as appropriate)	
<input type="checkbox"/> Return Receipt (hardcopy)	\$ \$0.00
<input type="checkbox"/> Return Receipt (electronic)	\$ \$0.00
<input type="checkbox"/> Certified Mail Restricted Delivery	\$ \$0.00
<input type="checkbox"/> Adult Signature Required	\$ \$0.00
<input type="checkbox"/> Adult Signature Restricted Delivery	\$ \$0.00

0615  
23

Postmark  
Here

Postage	\$0.63
\$	\$0.63
Total Postage and Fees	\$4.78
\$	\$4.78

04/05/2023

Sent To  
208 S Mesquite St.  
Street and Apt. No., or PO Box No.  
Carlsbad, NM 88220  
City, State, ZIP+4®

PS Form 3800, April 2015 PSN 7530-02-000-9047 See Reverse for Instructions

7022 3330 0001 1302 3316

U.S. Postal Service™  
CERTIFIED MAIL® RECEIPT  
Domestic Mail Only

For delivery information, visit our website at [www.usps.com](http://www.usps.com)®.

Carlsbad, NM 88220

OFFICIAL USE

Certified Mail Fee	\$4.15
\$	\$0.00
Extra Services & Fees (check box, add fee as appropriate)	
<input type="checkbox"/> Return Receipt (hardcopy)	\$ \$0.00
<input type="checkbox"/> Return Receipt (electronic)	\$ \$0.00
<input type="checkbox"/> Certified Mail Restricted Delivery	\$ \$0.00
<input type="checkbox"/> Adult Signature Required	\$ \$0.00
<input type="checkbox"/> Adult Signature Restricted Delivery	\$ \$0.00

0615  
23

Postmark  
Here

Postage	\$0.63
\$	\$0.63
Total Postage and Fees	\$4.78
\$	\$4.78

04/05/2023

Sent To  
203 S Mesquite St.  
Street and Apt. No., or PO Box No.  
Carlsbad, NM 88220  
City, State, ZIP+4®

PS Form 3800, April 2015 PSN 7530-02-000-9047 See Reverse for Instructions

7022 3330 0001 1302 3309

U.S. Postal Service™  
CERTIFIED MAIL® RECEIPT  
Domestic Mail Only

For delivery information, visit our website at [www.usps.com](http://www.usps.com)®.

Carlsbad, NM 88220

OFFICIAL USE

Certified Mail Fee	\$4.15
\$	\$0.00
Extra Services & Fees (check box, add fee as appropriate)	
<input type="checkbox"/> Return Receipt (hardcopy)	\$ \$0.00
<input type="checkbox"/> Return Receipt (electronic)	\$ \$0.00
<input type="checkbox"/> Certified Mail Restricted Delivery	\$ \$0.00
<input type="checkbox"/> Adult Signature Required	\$ \$0.00
<input type="checkbox"/> Adult Signature Restricted Delivery	\$ \$0.00

0615  
23

Postmark  
Here

Postage	\$0.63
\$	\$0.63
Total Postage and Fees	\$4.78
\$	\$4.78

04/05/2023

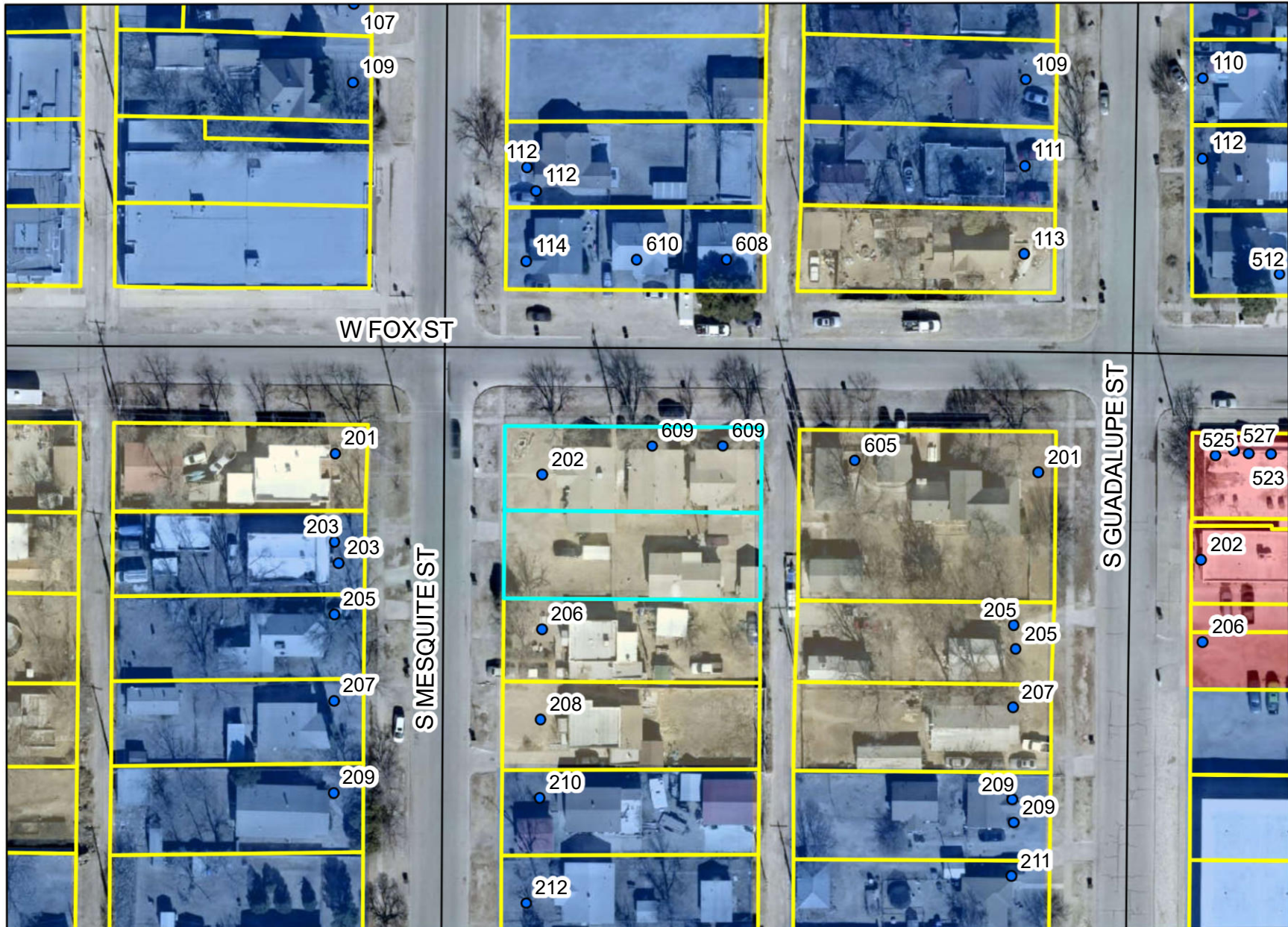
Sent To  
205 S Mesquite St.  
Street and Apt. No., or PO Box No.  
Carlsbad, NM 88220  
City, State, ZIP+4®

PS Form 3800, April 2015 PSN 7530-02-000-9047 See Reverse for Instructions



# Zone Change - R-2 to C-1 - 609 W. Fox St.

- Legend**
- C-1 (Red)
  - R-R (Green)
  - R-2 (Yellow)
  - R-1 (Pink)
  - PUD (Light Green)
  - I (Orange)
  - C-2 (Blue)



4/21/2023





# Zone Change - R-2 to C-1 - 609 W. Fox St.

- Legend**
- C-1
  - R-R
  - R-2
  - R-1
  - PUD
  - I
  - C-2



0 20 40 80 Feet

4/21/2023



**CITY OF CARLSBAD**  
**AGENDA BRIEFING MEMORANDUM**

**Meeting Date: 6/13/2023**

<b>DEPARTMENT:</b> Planning & Regulation	<b>BY:</b> Jeff Patterson,  Planning Director	<b>DATE:</b> 6/5/2023
--	--	-----------------------

**SUBJECT:** Request for a change of zoning from “R-R” Rural Residential District to “C-2” Commercial 2 District for approximately 4.1 acres, located at 2003 Standpipe Rd., legally described as Quarter: NE S: 14 T: 22S R: 26E BEG 40' S OF NE COR, W 450', S 400' E 450', N 400' TO POB, pursuant to Section 3-21-1 et. Seq. NMSA 1978 and Sections 56-150(b) and 56-140(i), Carlsbad Code of Ordinances.

Applicant/Owner:  
Raymond Pacheco  
1009 Calle del Encanto  
Carlsbad, NM 88220

***\*The applicant provided the required notification to property owners within 100’ and agreed to post the required sign 5-days prior to the public hearing as required by Sec. 56-140(i). The City will notify the property owners’ 15-days prior to the City Council hearing and publish notification in the newspaper 30-days prior to said hearing.***

**SYNOPSIS, HISTORY AND IMPACT** (SAFETY AND WELFARE/FINANCIAL/PERSONNEL/INFRASTRUCTURE/ETC.): Request for a change of zoning from “R-R” Rural Residential District to “C-2” Commercial 2 District for approximately 4.1 acres, located at 2003 Standpipe Rd., legally described as Quarter: NE S: 14 T: 22S R: 26E BEG 40' S OF NE COR, W 450', S 400' E 450', N 400' TO POB.

**Sec. 56-40(e) of the Carlsbad Zoning Ordinance states:**

**(e) Commercial 2 (C-2) District.**

The Commercial 2 District is intended to accommodate community and regional-scale retail and commercial uses. Such uses are regulated in order to be compatible with surrounding uses and existing infrastructure.

The properties to the north are outside the city limit. The properties to the south, east, and west are zoned “R-R” Rural Residential District. This change in zoning will create a spot zone.

Comprehensive Plan: Strategy 2040 goals and policies that are applicable to this request are:

**Chapter 4: Housing & Neighborhoods**

**Objectives:**

- To provide transitional and supportive housing options for special populations, including homeless persons, veterans, people with disabilities, and seniors.

**Chapter 5: Land Use**

**Objectives:**

- To identify areas of opportunity for infill and redevelopment.
- To remove or improve nuisance properties, dilapidated structures, and inoperable vehicles.
- To encourage redevelopment of vacant or underutilized properties for residential, commercial, or mixed-use development.

According to Zoning Ordinance **Sec. 56-150(b)(4). Amendments**, Findings Required, a statement of fact regarding each of the following findings is required:

- (a) The proposed amendment will or will not adversely impact the public health, safety or general welfare and will or will not promote the original purposes of the Zoning Ordinance; and

- (b) The proposed amendment responds or does not respond to changed conditions, such as changes in public capital investments, road locations or functional classification, population trends, density, use or further studies that have been completed since adoption of the Zoning Ordinance; and
- (c) The proposed amendment is or is not necessary in order to respond to State and/or Federal legislation; and
- (d) The proposed amendment provides or does not provide additional flexibility in meeting the objectives of this Zoning Ordinance without lowering the standards of the Zoning Ordinance; and
- (e) The proposed amendment is or is not in substantial compliance with the City's Comprehensive Plan or other City Master Plan; and
- (f) The proposed amendment will or will not adversely affect the implementation of the goals and policies of the City's Comprehensive Plan or other City Master Plan; and
- (g) The proposed amendment is justified in order to correct a mistake in the Official Zoning Map or the text of the Zoning Ordinance; and
- (h) The proposed amendment is justified in order to respond to changes in the City's Comprehensive Plan or other City Master Plan including, but not limited to, changes in land use assumptions, surrounding uses, population forecasts, rates of land consumption, anticipated community needs or other factors.

**PLANNING AND ZONING COMMISSION RECOMMENDATION:** Based on review of the application and staff comments, at their meeting on May 1, 2023, the Planning and Zoning Commission considered this item and recommended denial with a vote of five (5) in favor of denial, none (0) against, none (0) absent and none (0) abstain.

**DEPARTMENT RECOMMENDATION (please check):**

	Approval	Denial	n/a		Approval	Denial	n/a
Public Works			X	Planning, Eng. & Reg. Dept			
Fire Department			X	Code Enforcement Division			X
Legal Department			X	Planning Division		X	
Police Department			X	Projects Department			X
Utilities Department			X	Building Division			X

**DEPARTMENT COMMENTS:**

Public Works: No comments.

Utilities Department: No comments.

Building Department: No comments

Fire Department: No comments.

Code Enforcement: No comments

Legal Department: No comments.

Planning Department: Recommend denial.

Police Department: No comments.

Projects Department: No comments.

**BOARD/COMMISSION/COMMITTEE ACTION:**

- |   |  |  |  |
|---|--|--|--|
| <input checked="" type="checkbox"/> P&Z | <input type="checkbox"/> Lodgers Tax Board | <input type="checkbox"/> Cemetery Board  | <input checked="" type="checkbox"/> APPROVED |
| <input type="checkbox"/> Museum Board   | <input type="checkbox"/> San Jose Board    | <input type="checkbox"/> Water Board     | <input type="checkbox"/> DISSAPPROVED        |
| <input type="checkbox"/> Library Board  | <input type="checkbox"/> N. Mesa Board     | <input type="checkbox"/> _____ Committee |  |

Reviewed by \_\_\_\_\_/s/John Lowe Date: 06-28-2023  
City Administrator \_\_\_\_\_

ATTACHMENTS: Application materials, Ordinance, P & Z Minutes.



ORDINANCE NO. 2023- 11

AN ORDINANCE REZONING PART OF "R-R" RURAL RESIDENTIAL DISTRICT TO "C-2" COMMERCIAL 2 DISTRICT FOR AN APPROXIMATELY 4.1 ACRE PROPERTY, LOCATED AT 2003 STANDPIPE ROAD, LEGALLY DESCRIBED AS QUARTER: NE S: 14 T: 22S R: 26E BEG 40' S OF NE COR, W 450', S 400' E 450', N 400' TO POB, PURSUANT TO SECTION 3-21-1 ET. SEQ. NMSA 1978 AND SECTIONS 56-150(B) AND 56-140(I), CARLSBAD CODE OF ORDINANCES.

BE IT ORDAINED BY THE GOVERNING BODY OF THE CITY OF CARLSBAD, EDDY COUNTY, NEW MEXICO, that:

The official zoning map of the City is hereby amended to rezone part of "R-R" Rural Residential District to "C-2" Commercial 2 District for an approximately 4.1 acre property, located at 2003 Standpipe Rd., legally described as:

Quarter: NE S: 14 T: 22S R: 26E BEG 40' S OF NE COR, W 450', S 400' E 450', N 400' TO POB

INTRODUCED, PASSED, ADOPTED AND APPROVED this 13<sup>th</sup> day of June, 2023.

---

DALE JANWAY, MAYOR

ATTEST:

---


CITY CLERK

**MINUTES OF THE REGULAR MEETING OF THE**

**City of Carlsbad  
Planning & Zoning Commission**

**Monday, May 1, 2023, at 5:00 p.m.**

**Meeting Held in the Janell Whitlock Municipal Complex Council Chambers  
114 S. Halagueno St.**



## PLANNING AND ZONING COMMISSION

Monday, May 1, 2023, at 5:00 PM

Janell Whitlock Municipal Complex Council Chambers

114 S. Halagueno Street

GoToMeeting ID: 423-266-613

US Phone: (872) 240-3111 Access Code: 423-266-613

<https://meet.goto.com/423266613>

1. Roll call of voting members and determination of quorum
2. Approval of Agenda
3. Approval of Minutes from the Meeting held April 3, 2023
4. Consider a request for a Variance from Article IV, Section 56-100(b) of the Carlsbad Zoning Ordinance requiring the installation of one (1) ADA Accessible Van parking space for the property located at 2404 W. Pierce St., zoned "C-2" Commercial 2 District.
5. Consider approval of a Preliminary/Final Plat for the Robby and Judy Walterscheid Summary Subdivision, located at the intersection of Derrick Rd. and Grandi Rd., outside of the City Limits, creating nine new large tracts for development.
6. Consider approval of a Final Plat for Oasis Subdivision Phase 2, creating 76 new residential lots, zoned "R-1" Residential 1 District, located within the Oasis Subdivision north of Pima Dr.
7. Consider approval of a Final Plat for Martin Farms Subdivision, Unit 4, creating 64 new residential lots for development, zoned "R-1" Residential 1 District.
8. Consider approval of a replat of Springs Farm Subdivision, a replat that lays out the route of Captain Williams Lane and dedicates the road right-of-way (ROW) for that street.
9. Consider a recommendation to the City Council regarding a request for a change of zoning from "R-2" Residential 2 District to "C-2" Commercial 2 District for approximately 0.34 acres, located at 609 W. Fox St., legally described as Lots 2 & 4, Block 99, Stevens Second Addition Subdivision.
10. Consider a recommendation to the City Council regarding a request for a change of zoning from "R-R" Rural Residential District to "C-2" Commercial 2 District for approximately 4.1 acres, located at 2003 Standpipe Rd., legally described as Quarter: NE S: 14 T: 22S R: 26E BEG 40' S OF NE COR, W 450', S 400' E 450', N 400' TO POB.

11. Consider a recommendation to the City Council regarding a request for a change of zoning from "C-2" Commercial 2 District to "R-1" Residential 1 District for approximately 1.01 acres, located at 2019 W. Texas St., legally described as Lot 6, Block A, Swigart Subdivision.
12. Report regarding Summary Review Subdivisions
13. Adjourn



**FOR INFORMATION ONLY**

Agendas and Planning and Zoning Commission meeting minutes are available on the City website:

[cityofcarlsbadnm.com](http://cityofcarlsbadnm.com)

or may be viewed in the Office of the City Clerk or at the Carlsbad Public Library during normal and regular business hours

**PLANNING AND ZONING COMMISSION MEETING SCHEDULE**

- Regular meeting – Monday, June 5, 2023, at 5:00 p.m

If you require a hearing interpreter, language interpreter, or auxiliary aids in order to attend and participate in the above meeting, please contact the City Administrator's office at (575) 887-1191 at least 48 hours prior to the scheduled meeting time.

**MINUTES OF A REGULAR MEETING OF THE CITY OF CARLSBAD PLANNING &  
ZONING COMMISSION HELD IN THE JANELL WHITLOCK MUNICIPAL COMPLEX  
COUNCIL CHAMBERS,  
114 S. HALAGUENO STREET, MAY 1, 2023 AT 5:00 P.M.**

**VOTING MEMBERS PRESENT:**

**JAMES MCCORMICK  
BRAD NESSER  
TRENT CORNUM  
LINDA WILSON  
VALERIE BRANSON**

**CHAIRPERSON  
COMMISSIONER  
COMMISSIONER  
COMMISSIONER  
COMMISSIONER**

**VOTING MEMBERS ABSENT:**

**NONE**

**EX-OFFICIO MEMBERS PRESENT:**

**JEFF PATTERSON  
TRYSHA ORTIZ**

**PLANNING DIRECTOR  
DEPUTY PLANNING DIRECTOR**

**SECRETARY PRESENT:**

**JENNIFER CAMPOS  
VANESSA ORNELAS**

**PLANNING AND REGULATION  
DEPARTMENT EXECUTIVE SECRETARY  
PLANNING AND REGULATION  
DEPARTMENT SECRETARY**

**OTHERS PRESENT:**

**CHARLIE GARCIA  
DENISE MADRID BOYEA  
WILLIAM MCHENRY  
JOEL NEATHERLIN  
KARL BRUCE MARSHAL  
SCOTT HICKS  
RHONDA HARPER  
ROY DUTRA  
SKYLYNN MCMINN  
KARI BARRICK  
TISHA HINOJOS  
JIM MCKENNEY  
RAYMOND PACHECO  
VANESSA PACHECO  
DIANA YEAGER  
JEFF YEAGER  
JEFF NEATHERLIN  
JOE VASQUEZ  
PATTIE MOORE  
JUSTIN VAN NATTA  
CASSIE FLOREZ  
SUE VAN NATTA  
KRIS NEATHERLIN**

**CITY  
CITY ATTORNEY  
2019 W TEXAS  
2017 STANDPIPE RD  
1919 STANDPIPE RD  
401 N PENN ROSWELL  
410 N MESQUITE  
84 CUAHAVE  
1601 W URAL  
1601 W URAL  
2401 MARTIN LN  
1928 STANDPIPE RD  
1009 CALLE DE ENCANTO  
1009 CALLE DE ENCANTO  
2401 MARTIN LN  
2401 MARTIN LN  
1415 W ORCHARD LN  
2202 CURRY  
2412 MARTIN LN  
1927 STANDPIPE RD  
2412 MARTIN LN  
1927 STANDPIPE RD  
VIRTUAL**

Time Stamps and headings below correspond to the recording of the meeting and the recording is hereby made a part of the official record.

0:00:02 Start Recording [5:00:09 PM]

0:00:07 **1. Roll call of Voting Members and Determination of Quorum**

Roll was called, confirming the presence of a quorum of commission members. The following members were present— **Mr. McCormick, Mr. Nesser, Mr. Cornum, Ms. Wilson, and Ms. Branson.** Absent—None.

0:00:27 **2. Approval of Agenda**

**Ms. Wilson** made a motion to approve the Agenda; **Ms. Branson** seconded the motion. The vote was as follows: **Yes—Mr. McCormick, Mr. Nesser, Mr. Cornum, Ms. Wilson, Ms. Branson.** No—None. Absent—None. Abstained—None. The motion carried.

0:01:03 **3. Approval of Minutes from the Regular Meeting held April 3, 2023**

**Mr. Cornum** made a motion to approve the Minutes from the regular meeting held on April 3, 2023; **Mr. Nesser** seconded the motion. The vote was as follows: **Yes--Mr. McCormick, Mr. Nesser, Mr. Cornum, Ms. Wilson, and Ms. Branson.** No—None. Absent—None. Abstained—None. The motion carried.

0:01:35 **4. Consider a request for a Variance from Article IV, Section 56-100(b) of the Carlsbad Zoning Ordinance requiring the installation of one (1) ADA Accessible Van parking space for the property located at 2404 W. Pierce St., zoned "C-2" Commercial 2 District.**

The applicant, **Air Methods**, was not in attendance to address the item.

**Mr. Nesser** made a motion to table the item; **Mr. Cornum** seconded the motion. The vote was as follows: **Yes--Mr. McCormick, Mr. Nesser, Mr. Cornum, Ms. Wilson, and Ms. Branson.** No—None. Absent—None. Abstained—None. The motion carried.

The item was tabled until the next Planning and Zoning Commission meeting which will be held June 5, 2023

0:02:57 **5. Consider approval of a Preliminary/Final Plat for the Robby and Judy Walterscheid Summary Subdivision, located at the intersection of Derrick Rd. and Grandi Rd., outside of the City Limits, creating nine new large tracts for development.**

The applicant(s) **Robby & Judy Walterscheid**, were not in attendance to address the item.

**Mr. Nesser** made a motion to table the item; **Ms. Branson** seconded the motion. The vote was as follows: **Yes--Mr. McCormick, Mr. Nesser, Mr. Cornum, Ms. Wilson, and Ms. Branson.** No—None. Absent—None. Abstained—None. The motion carried.

The item was tabled until the next Planning and Zoning Commission meeting which will be held June 5, 2023

0:03:58 **6. Consider approval of a Final Plat for Oasis Subdivision Phase 2, creating 76 new residential lots, zoned "R-1" Residential 1 District, located within the Oasis Subdivision north of Pima Dr.**

The applicant is the Ken Thurston Development Corp. **Mr. Patterson** explained this is a report to the commission for the approval of the final plat for the Oasis Subdivision Phase 2 which will create 76 new

residential lots for development. City staff has performed the final walk-through and has adopted the infrastructure to service this phase of the development. The final plat was signed and the City of Carlsbad is ready to move forward with Phase 2.

**Jeff Neatherlin**, approached the podium to request additional information on the location of Oasis Phase 2.

**Mr. Patterson** displayed an aerial view on the overhead monitor for clarification. No further comments were made.

**Ms. Wilson** made a motion for approval; **Mr. Cornum** seconded the motion. The vote was as follows: **Yes--Mr. McCormick, Mr. Nesser, Mr. Cornum, Ms. Wilson, and Ms. Branson.** No—None. Absent—None. Abstained—None. The motion carried.

0:09:02      **7. Consider approval of a Final Plat for Martin Farms Subdivision, Unit 4, creating 64 new residential lots for development, zoned "R-1" Residential 1 District.**

**Mr. Patterson** explained the item is a Final Plat for Martin Farms Subdivision Unit 4, creating 64 new residential lots. The Plat was preliminarily approved during the meeting of September 2022. The developers of this subdivision provided the City with a Letter of Credit at that time. Unit 4 of this subdivision has been completed. The City has performed the final walkthrough. All items on that list have been completed except for spacers needed in ten of the water meter boxes. The spacers are expected to be delivered and installed during the month of July 2023. The City of Carlsbad expects a report from the developer upon completion. Infrastructure is ready to be accepted, per a report from City staff. **Mr. McCormick** inquired about the approval of the water service. **Mr. Patterson** explained water service will not be approved until after the installation of the water meters.

**Ms. Wilson** made a motion for approval; **Mr. Nesser** seconded the motion. The vote was as follows: **Yes--Mr. McCormick, Mr. Nesser, Mr. Cornum, Ms. Wilson, and Ms. Branson.** No—None. Absent—None. Abstained—None. The motion carried.

0:12:03      **8. Consider approval of a replat of Springs Farm Subdivision, a replat that lays out the route of Captain Williams Lane and dedicates the road right-of-way (ROW) for that street.**

**Scott Hicks with Smith Engineering** spoke on behalf of the applicant **George Dunagan**, The replat of Springs Farm Subdivision shows the route of Captain Williams Lane and dedicating the road right-of-way (ROW) for that street. He explained many entities are involved with the project and this will be the first step in the process to eventually create a final design and construction for the route. **Mr. Hicks** explains how important access is for the elementary school. **Mr. Patterson** further explains the plan and use of the route. **Mr. Nesser** inquires about a plan for an extension of Quail Hollow Run to connect with Captain Williams Ln. **Mr. Hicks** states that Quail Hollow will not extend to Captain Williams Lane, but will remain as emergency access only. **Mr. Nesser** expresses his concern for a "turnaround". **Mr. Hicks** explains the plans for Quail Hollow 6 subdivision will address this issue.

**Mr. Cornum** made a motion for approval; **Mr. Nesser** seconded the motion. The vote was as follows: **Yes--Mr. McCormick, Mr. Nesser, Mr. Cornum, Ms. Wilson, and Ms. Branson.** No—None. Absent—None. Abstained—None. The motion carried.

0:16:52      **9. Consider a recommendation to the City Council regarding a request for a change of zoning from "R-2" Residential 2 District to "C-2" Commercial 2 District for**

**approximately 0.34 acres, located at 609 W. Fox St., legally described as Lots 2 & 4, Block 99, Stevens Second Addition Subdivision.**

The applicant(s), **Rhonda Harper, Skylynn McMinn, and Kari Barrick** approached the podium. **Ms. Harper** explained her role as the owner of the property in question. **Ms. Harper** then explained that she is inquiring about a zone change so that her granddaughter Ms. McMinn could potentially open a pet parlor in a portion of the duplex. She further explained they are in the process of “fixing up” the area to improve the appearance of the property.

**Mr. Patterson** further explains the request to change the zoning of the property from “R-2” Residential 2 District to “C-2” Commercial 2 District for approximately 0.34 acres, legally described as Lots 2 & 4, Block 99, Stevens Second Addition Subdivision. **Mr. Patterson** stated a majority of the area is zoned Residential and upon review of the request the City staff recommends Denial for “C-2” zoning.

**Mr. McCormick** requested a further explanation of the location the potential business will be placed. **Ms. Harper** addressed McCormick’s question, explaining that the building located in the center of the property in question is a duplex, where she is planning to utilize half of the building for the pet parlor. She also stated the parking lot has been updated for the tenants in her adjacent rental properties in this area and how this would also help with the drop-off and pick-up of clients causing minimal traffic.

**Mr. Cornum** commented on the availability of a conditional use permit and how this could potentially be an option.

**Ms. McMinn** stated the planning department would not allow a conditional use permit.

**Mr. Patterson** clarifies that a conditional use permit would not be approved for this type of business in “R-2” zoning. He also explains that a conditional use permit, for this type of business, would be approved in a “C-1” zoning. **Mr. McCormick** then commented that changing the zoning from “R-2” to “C-1” with the approval of a conditional use may better suit the applicant. **Ms. Barrick** then asked what steps needed to be taken to follow through with the suggested “C-1” zone change. **Mr. McCormick** formally allowed for the request to be amended and changed during this meeting, now requesting a change of zoning from “R-2” Residential 2 District to “C-1” Commercial 1 District for approximately 0.34 acres, located at 609 W. Fox St., legally described as Lots 2 & 4, Block 99, Stevens Second Addition Subdivision.

**Mr. Patterson** stated the zone change whether approved or denied will still need to be addressed at the City Council meeting, which the applicant will be notified at a later time, the date for said meeting. In the meantime, the applicant is welcome to visit the City Planning Dept. to start the process of the conditional use permit.

**Ms. Wilson** made a motion to approve the amended recommendation to “C-1” zoning; **Mr. Nesser** seconded the motion. The vote was as follows: **Yes—Mr. McCormick, Mr. Nesser, Mr. Cornum, Ms. Wilson, and Ms. Branson.** No—None. Absent—None. Abstained—None. The motion carried.

0:32:58      10.      **Consider a recommendation to the City Council regarding a request for a change of zoning from "R-R" Rural Residential District to "C-2" Commercial 2 District for approximately 4.1 acres, located at 2003 Standpipe Rd., legally described as Quarter: NE S: 14 T: 22S R: 26E BEG 40' S OF NE COR, W 450', S 400' E 450', N 400' TO POB.**

The applicants **Vanessa & Raymond Pacheco** approach the podium.

**Ms. Pacheco** explains the reason for the zone change from “R-R” Rural Residential to “C-2” Commercial 2 is to potentially open a small family-owned used car dealership/body shop, a detail shop, and possibly a food truck. **Ms. Pacheco** goes on to explain when she purchased the property she was under the impression that it was already zoned for commercial. Being that it was not, they visited the City Planning Department to seek further information on the process which brings them to the Planning and Zoning meeting. **Mr. Pacheco** states that he has noticed other businesses throughout Standpipe including an auto body shop which is across from them on standpipe. **Mr. Patterson** addresses the commission to further explain in detail the request being submitted. He then refers the commission to the added aerial view of the property as well as points out the majority of properties that are within city limits are zoned Rural Residential. Upon review of the City staff, the Planning Department recommends denial of the request. **Mr. McCormick** inquires about “spot zoning”. **Mr. Patterson** proceeds to explain the surrounding area



shaded green is zoned “R-R” otherwise the unshaded properties are located outside of city limits. **Mr. Nesser** inquires about the property on the corner of Quay and Standpipe diagonal from the property in question that contains all of what looked like cars. A member of the audience then states that they are RV’s with no clarification if this property is a business. **Mr. Cornum** asked the applicant if they planned to open a storefront/brick-and-mortar. **Ms. Pacheco** clarifies that it will only be the shop that would be a permanent structure.

**Jeff and Diane Yeager** accompanied by their daughter **Tisha Hinojos** approach the podium to speak against the request. The main concern **Mr. Yeager** brought to attention is the area that he assumed would store the trash, being that the rear of the property meets the driveway of their property, which would bring a foul odor. He also was concerned about the effect of property values, industrial lighting, the increase in noise, and the possible increase of criminal activity at the potential business. **Ms. Hinojos** has a concern for the livestock in the area and the possibility of poisonous or explosive products stored at the business. She also brought up the statistics of small businesses' survival rates and concern for what could be if the business in question fails. **Jeff Neatherlin** approached the podium in agreement with the City’s recommendation for denial. **Mr. Neatherlin’s** main concern was the excess traffic in the area. **Joel Neatherlin**, the neighbor to the south of the property in question approached the podium in agreement with Jeff Neatherlin and also what was stated by the Yeager family. **Jim McKinney**, the owner of the diagonal property, 1928 Standpipe, approached the podium and pointed out properties he believes are zoned commercial that he suggested the Pacheco's should look into. He also suggested if approved, the Pacheco's take into consideration adding a fence around the property. **Sue Van Natta** approached the podium also against the request. She is concerned about the increase in traffic the business would bring, Ms. Van Natta hopes the bypass that was recently installed will help by cutting back on traffic. **Bruce Marshall** approached the podium against the request. His concern was the effect a commercial property would have on his property values. He also suggested other properties in the area that he believes would better suit the applicant for the type of business they are wanting to conduct. **Cassie Florez** approached the podium against the request. **Ms. Florez** had concerns about the possible increase in crime. **Kris Neatherlin** addressed the commission to speak against the request. Her concern was also what could happen to the property if the business in question failed. She had concerns about the environmental impact this or future business would bring to the area. **Mr. & Mrs. Pacheco** approached the podium to address the concerns the public brought to their attention. Ms. Pacheco explained that because they do not have ownership of the properties suggested by the public, they would not be able to relocate the business. She also proceeded to explain the potential of also building a home at the property in the near future. With a family of her own, she expressed the importance of safety for not only her family but the surrounding families as well. She went on to explain again that the business would be a small family-owned business. **Mr. Pacheco** explained that the location would also help his family to succeed in all aspects of life being that his current line of work keeps him from his family and he would like to change that dynamic and be more involved with their everyday lives.

**Mr. McCormick** addressed Mr. Patterson about the possibility of a conditional use permit in this area. **Mr. Patterson** explained the mechanic shop and food truck could potentially be approved through a conditional use permit in the current zoning, but the used car sales would not be allowed through a conditional use permit in the current zoning. **Mr. McCormick** clarified the applicant’s options. **Mr. Patterson** recommended the applicant visit the Planning and Zoning office to apply for a conditional use permit to allow the auto mechanic shop and food truck. The applicant decided to proceed with the current request at this time.

**Mr. Cornum** made a motion for denial; **Mr. Nesser** seconded the motion. The vote was as follows: **Yes for denial—Mr. McCormick, Mr. Nesser, Mr. Cornum, Ms. Wilson, and Ms. Branson.** No—None Absent—None. Abstained—None. The motion carried.

1:10:58      11. Consider a recommendation to the City Council regarding a request for a change of zoning from "C-2" Commercial 2 District to "R-1" Residential 1 District for approximately 1.01 acres, located at 2019 W. Texas St., legally described as Lot 6, Block A, Swigart Subdivision.

**William McHenry** approached the podium and explained that when he purchased the property he was unaware of the land being split with split zoning. His reason for the request is to refinance the residence but is unable to due to the current zoning. **Mr. McCormick** asked for clarification as to why the property was able to be split-zoned. **Mr. Patterson** explained the possibility could have been caused because at one point the property was possibly subdivided with separate zoning and was later combined without rectifying the zoning. **Mr. McHenry** explained the communication he received from the previous owner left him with the understanding that the property details were sorted out. When he recently tried to refinance the property, he found the information received from the previous owner was false. Mr. McHenry went on to explain when he reached out to the planning department to rectify the issue it was then brought to his attention that the property was submitted for condemnation. He stated he was unaware of the proposed condemnation due to being away from the property for some time addressing a family medical emergency. He plans to discuss the condemnation matter with the City Attorney at a later time.

**Mr. Nesser** made a motion for approval; **Ms. Wilson** seconded the motion. The vote was as follows: **Yes—Mr. McCormick, Mr. Nesser, Mr. Cornum, Ms. Wilson, and Ms. Branson.** No—None. Absent—None. Abstained—None. The motion carried.

1:17:54      12.      **Report regarding Summary Review Subdivisions**

**Mr. Patterson** gave a report on the Summary Reviews. Nothing unusual was noted.

1:18:00      13.      **Adjourn**

The meeting was adjourned.

1:19:53      Stop Recording [6:20:02 PM]

\_\_\_\_\_  
Chairman

\_\_\_\_\_  
Date



## CITY OF CARLSBAD

*Planning, Engineering, and Regulation Department*

PO Box 1569, Carlsbad, NM 88221

Phone (575) 885-1185

Fax (575) 628-8379

---

# ZONING CHANGE APPLICATION

Sec. 56-150(b)

---

## PROCESS FOR ACCEPTANCE AND REVIEW OF PLANNING AND ZONING COMMISSION MATTERS

1. The Planning and Zoning Commission's regularly scheduled meetings are on the **FIRST MONDAY OF THE MONTH**. Applicant should obtain an Application Packet for the particular type of request (Zone Change, Subdivision, Variance, Annexation, Conditional Use, etc.) from the City of Carlsbad, Planning, Engineering, and Regulation Office.
2. **Applicant must submit a completed Application to the Planning, Engineering, and Regulation Office on, or before, the FIRST FRIDAY OF THE MONTH prior to the desired Commission meeting.** The minimum application packet submittal is one (1) copy of the Application with original signatures and all required supporting documents. A letter of explanation or clarification may also be provided. The required non-refundable application fee is due with submittal of the application.  
  
The desired maximum size for all documents is 11"x17". **However, if the applicant wishes to support his or her application with larger size documents, an original and eight (8) copies need to be provided.** Separate arrangements for copying these large documents may be possible, but will incur additional costs.
3. The Planning, Engineering, and Regulation Office will give the Application an initial cursory review. If deficiencies or questions are noted, the Applicant will be advised and provided an opportunity to supplement the Application. If the Applicant fails to complete and resubmit the application prior to the above deadline, the matter will not be heard until the next subsequent Commission meeting. The original application fee will be retained and will suffice for the specific original application for a period of 90-days from the date of the original application.
4. Applications appearing complete will be set for full evaluation by City Staff prior to the Commission meeting. The purpose of this evaluation is to develop and provide a full briefing report for the Commission. Applicants will be advised of deficiencies noted during this review and will be afforded opportunity to supplement their application during their presentation to the Commission, if they so desire.

## **ADDITIONAL PROCEDURAL REQUIREMENTS FOR ZONING CHANGES:**

- 1) **PRESENCE AT MEETING:** The Planning and Zoning Commission will vote to recommend to the City Council approval or denial of request. Applicant or his/her representative must be present to address any questions that Planning and Zoning Commissioners may have.
- 2) **CITY COUNCIL SETS A HEARING DATE:** After the Planning and Zoning Commission has made a recommendation on the request, the City Council (at their next regular meeting) will set a date for a public hearing. The date will be set for a regularly scheduled City Council meeting a minimum of 30 days from that date. A “notice of public hearing” is published in the Current Argus at least 30 days prior to the hearing.
- 3) **NOTIFICATION:** The applicant shall mail notice of the Planning and Zoning Commission meeting, via certified mail, to all property owners within one-hundred feet (100’) of the subject site. Evidence of such notification shall be provided with the application. In addition, the applicant shall post a sign, provided by the City, at the property at least 5 days prior to the public hearing. At least fifteen (15) days prior to the City Council hearing, the City will notify adjacent property owners within 100’ of the subject property via first-class mail for properties greater than one (1) block in size, or via certified mail for properties one (1) block or less in size. The notification will include a description of the request, applicant’s information, legal description of subject property, and the date of the hearing.
- 4) **PUBLIC HEARING:** The Public Hearing will be held during a regularly scheduled City Council meeting, and the applicant or his/her representative **MUST BE PRESENT** to address any questions that the Mayor or Council members may have.
- 5) **ZONING CHANGE IS FINAL:** If the City Council approves the zone change, the ordinance is published in the Current Argus. The change is considered final five (5) days after publication.



CITY OF CARLSBAD  
Planning, Engineering, and  
Regulation Department  
PO Box 1569, Carlsbad, NM 88221  
Phone (575) 885-1185  
Fax (575) 628-8379

ZONING CHANGE APPLICATION

Sec. 56-150(b)

Application Date: 4-14-23  
Existing Zoning: R-R

Fee Paid (\$100.00): 100 w pd  
Proposed Zoning: C-2

APPLICANT INFORMATION:

NAME: Raymond Pacheco ADDRESS: 1009 calle del Encanto  
CITY: Carlsbad STATE: NM ZIP: 88220 PHONE: (575) 770-9217 EMAIL: RP889293@gmail.com

PROPERTY OWNER INFORMATION (attach separate sheet for multiple owners):

NAME: Raymond Pacheco ADDRESS: 1009 calle del Encanto  
CITY: Carlsbad STATE: NM ZIP: 88220 PHONE: (575) 770-9217 EMAIL: RP889293@gmail.com

\* A signed affidavit from the property owner(s), consenting to submittal of the application, must be included with the application.

LEGAL DESCRIPTION AND/OR STREET ADDRESS OF PROPERTY (INCLUDE A MEETS AND BOUNDS DESCRIPTION FOR UNPLATTED LAND, ATTACH SEPARATE SHEET, IF NECESSARY):

2003 stand pipe  
ADDRESS LOT BLOCK SUBDIVISION

**REASON FOR THE REQUEST**

An amendment to the Official Zoning Map or to the Text of the Zoning Ordinance must be justified by one or more of the following. Check all that apply:

- The proposed amendment will not adversely impact the public health, safety or general welfare and will or will not promote the original purposes of the Zoning Ordinance.
- The proposed amendment responds to changed conditions, such as changes in public capital investments, road locations or functional classification, population trends, density, use or further studies that have been completed since adoption of the Zoning Ordinance.
- The proposed amendment is necessary in order to respond to State and/or Federal legislation.
- The proposed amendment provides additional flexibility in meeting the objectives of this Zoning Ordinance without lowering the standards of the Zoning Ordinance.
- The proposed amendment is in substantial compliance with the City's Comprehensive Plan or other City Master Plan.
- The proposed amendment will not adversely affect the implementation of the goals and policies of the City's Comprehensive Plan or other City Master Plan.
- The proposed amendment will correct a mistake in the Official Zoning Map or the text of the Zoning Ordinance.
- The proposed amendment is justified in order to respond to changes in the City's Comprehensive Plan or other City Master Plan including, but not limited to, changes in land use assumptions, surrounding uses, population forecasts, rates of land consumption, anticipated community needs or other factors.

**FOR OFFICIAL USE ONLY:**

**Required prior to P & Z:**

Complete Application Including:  Map  Fee  Letter  Notification  Sign Agreement

**Required prior to City Council:**

Council Hearing Date: \_\_\_\_\_ Publication Date: \_\_\_\_\_

Property Owner Notification Sent (within 100' minimum.): \_\_\_\_\_

ABM  Staff Comments  Application Packet  Draft Ordinance  P&Z Minutes

Council Action:  Approved  Denied  Other Ordinance No.: \_\_\_\_\_

---

**CITY OF CARLSBAD**  
**AFFIDAVIT BY PROPERTY OWNER(S)**

---

**IF AN APPLICATION IS MADE BY SOMEONE OTHER THAN THE PROPERTY OWNER THIS FORM MUST ACCOMPANY THE APPLICATION MATERIALS.**

**APPLICATION TYPE:**

ZONING CHANGE     CONDITIONAL USE     VARIANCE     TEMPORARY USE

---

STATE OF NEW MEXICO) ) SS  
COUNTY OF EDDY        )

**I (WE) HEREBY CERTIFY** that I am (we are) the owners of record of the property described as follows:

ADDRESS OF PROPERTY: \_\_\_\_\_  
STREET ADDRESS

LEGAL DESSCRPTION: \_\_\_\_\_  
SUBDIVISION                      BLOCK                      LOT OR TRACT

**I (WE) HAVE AUTHORIZED** the following individuals to act as my (our) agent with regard to this application.

AGENT: \_\_\_\_\_  
NAME                                      PHONE

\_\_\_\_\_

ADDRESS

**I (WE) UNDERSTAND, CONCUR AND AFFIRM:**

That this application may be approved, approved with conditions or denied and that, as the property owner, it is my responsibility to ensure that any conditions are complied with and to ensure that the property is maintained in a condition so as not to jeopardize the health, safety or welfare of others and that compliance with all applicable City ordinances is required, and

**I (WE) HEREBY EXECUTE THIS AFFIDAVIT** in support of the proposed application as presented:

**OWNER 1:**

BY: \_\_\_\_\_  
SIGNATURE

BY: \_\_\_\_\_  
PRINTED NAME

**ACKNOWLEDGED, SUBSCRIBED, AND SWORN**

to before me this \_\_\_\_\_ day of \_\_\_\_\_,

20 \_\_\_\_, by \_\_\_\_\_.

Notary Public \_\_\_\_\_

My commission expires: \_\_\_\_\_


**(ADDITIONAL OWNERS:  
ATTACH SEPARATE SHEETS  
AS NECESSARY)**

# NOTIFICATION SIGN POSTING AGREEMENT


Notification of Public Hearings before the City of Carlsbad Planning and Zoning Commission is required pursuant to Sec. 56-140(i).

- Signs shall be posted a minimum of 5 days prior to and shall be removed a maximum of 5 days after the public hearing.
- If the sign is not posted as required, the application will be delayed and will not be considered at the public hearing as scheduled.
- The sign shall be posted at the street side property line with a secure stake provided by the applicant.

I have read and understand these requirements. I understand where the sign is to be located and my obligation to post the sign prior to the public hearing and remove it afterwards.

  
 \_\_\_\_\_  
 APPLICANT SIGNATURE

4/14/23  
 \_\_\_\_\_  
 DATE

Sign issued by:   
 \_\_\_\_\_  
 Staff Member



Date: 4/14/2023

Dear Property Owner,

This letter serves as legal notification of a pending action before the City of Carlsbad Planning and Zoning Commission in accordance with Code of Ordinances Sec. 56-140(i). You are being notified because you are a property owner within one-hundred feet (100') of the subject site.

Applicant: Raymond Pacheco 1009 Calle del Encanto (515) 710-9217  
Name Address Phone  
Subject Site Location: 2003 Standpipe Rd

The proposed action is a:  
 Zoning Change from R-R to C-2 in accordance with Sec. 56-150(b).

Variance/Appeal from Sec. \_\_\_\_\_ in accordance with Sec. 56-150(c).  
The purpose of the variance/appeal is:  
\_\_\_\_\_  
\_\_\_\_\_

Conditional Use Permit in accordance with Sec. 56-150(f). The purpose of the permit is for a:  
 Home Occupation: \_\_\_\_\_  
 Other Use: \_\_\_\_\_

The Planning and Zoning Commission will consider this request at a Public Hearing on:

Date: 5/1/2023  
Time: 5:00pm  
Place: City Annex Planning Room  
114 S. Halagueno St.  
Carlsbad, NM 88220

The Code of Ordinances can be found on the City's website [www.cityofcarlsbadnm.com](http://www.cityofcarlsbadnm.com).  
For details about this request contact the applicant OR contact the City Planner at 575-885-1185 or via email at [jepatterson@cityofcarlsbadnm.com](mailto:jepatterson@cityofcarlsbadnm.com).

Sincerely,



Applicant/Agent

7022 3330 0001 1301 9883

U.S. Postal Service™  
CERTIFIED MAIL® RECEIPT  
Domestic Mail Only

For delivery information, visit our website at [www.usps.com](http://www.usps.com)®.

Carlsbad, NM 88220

Certified Mail Fee	\$4.15
Extra Services & Fees (check box, add fee as appropriate)	\$0.00
<input type="checkbox"/> Return Receipt (hardcopy)	\$0.00
<input type="checkbox"/> Return Receipt (electronic)	\$0.00
<input type="checkbox"/> Certified Mail Restricted Delivery	\$0.00
<input type="checkbox"/> Adult Signature Required	\$0.00
<input type="checkbox"/> Adult Signature Restricted Delivery	\$0.00
Postage	\$0.63
Total Postage and Fees	\$4.78

0615  
44

U.S. POSTAL SERVICE  
Postmark Here  
APR 14 2023  
CARLSBAD, NM 88220

Sent To Wesley Burnett  
Street and Apt. No., or PO Box No. P.O. Box 320  
City, State, ZIP+4® Carlsbad NM 88220

PS Form 3800, April 2015 PSN 7530-02-000-9047 See Reverse for Instructions

7022 3330 0001 1301 9876

U.S. Postal Service™  
CERTIFIED MAIL® RECEIPT  
Domestic Mail Only

For delivery information, visit our website at [www.usps.com](http://www.usps.com)®.

Carlsbad, NM 88220

Certified Mail Fee	\$4.15
Extra Services & Fees (check box, add fee as appropriate)	\$0.00
<input type="checkbox"/> Return Receipt (hardcopy)	\$0.00
<input type="checkbox"/> Return Receipt (electronic)	\$0.00
<input type="checkbox"/> Certified Mail Restricted Delivery	\$0.00
<input type="checkbox"/> Adult Signature Required	\$0.00
<input type="checkbox"/> Adult Signature Restricted Delivery	\$0.00
Postage	\$0.63
Total Postage and Fees	\$4.78

0615  
44

U.S. POSTAL SERVICE  
Postmark Here  
APR 14 2023  
CARLSBAD, NM 88220

Sent To Joe Vasquez  
Street and Apt. No., or PO Box No. 508 N Olive St  
City, State, ZIP+4® Carlsbad NM 88220

PS Form 3800, April 2015 PSN 7530-02-000-9047 See Reverse for Instructions

7022 3330 0001 1301 9869

U.S. Postal Service™  
CERTIFIED MAIL® RECEIPT  
Domestic Mail Only

For delivery information, visit our website at [www.usps.com](http://www.usps.com)®.

Carlsbad, NM 88220

Certified Mail Fee	\$4.15
Extra Services & Fees (check box, add fee as appropriate)	\$0.00
<input type="checkbox"/> Return Receipt (hardcopy)	\$0.00
<input type="checkbox"/> Return Receipt (electronic)	\$0.00
<input type="checkbox"/> Certified Mail Restricted Delivery	\$0.00
<input type="checkbox"/> Adult Signature Required	\$0.00
<input type="checkbox"/> Adult Signature Restricted Delivery	\$0.00
Postage	\$0.63
Total Postage and Fees	\$4.78

0615  
44

U.S. POSTAL SERVICE  
Postmark Here  
APR 14 2023  
CARLSBAD, NM 88220

Sent To Angel Deleon  
Street and Apt. No., or PO Box No. 2605 Carver St  
City, State, ZIP+4® Carlsbad NM 88220

PS Form 3800, April 2015 PSN 7530-02-000-9047 See Reverse for Instructions

7022 3330 0001 1301 9579

U.S. Postal Service™  
CERTIFIED MAIL® RECEIPT  
Domestic Mail Only

For delivery information, visit our website at [www.usps.com](http://www.usps.com)®.

Carlsbad, NM 88220

Certified Mail Fee	\$4.15
Extra Services & Fees (check box, add fee as appropriate)	\$0.00
<input type="checkbox"/> Return Receipt (hardcopy)	\$0.00
<input type="checkbox"/> Return Receipt (electronic)	\$0.00
<input type="checkbox"/> Certified Mail Restricted Delivery	\$0.00
<input type="checkbox"/> Adult Signature Required	\$0.00
<input type="checkbox"/> Adult Signature Restricted Delivery	\$0.00
Postage	\$0.63
Total Postage and Fees	\$4.78

0615  
44

U.S. POSTAL SERVICE  
Postmark Here  
APR 14 2023  
CARLSBAD, NM 88220

Sent To James Stanley / Jeffrey Neatherlin  
Street and Apt. No., or PO Box No. 2017 Standpipe Road  
City, State, ZIP+4® Carlsbad NM 88220

PS Form 3800, April 2015 PSN 7530-02-000-9047 See Reverse for Instructions

7022 3330 0001 1301 9555

U.S. Postal Service™  
CERTIFIED MAIL® RECEIPT  
Domestic Mail Only

For delivery information, visit our website at [www.usps.com](http://www.usps.com)®.

Carlsbad, NM 88220

Certified Mail Fee	\$4.15
Extra Services & Fees (check box, add fee as appropriate)	\$0.00
<input type="checkbox"/> Return Receipt (hardcopy)	\$0.00
<input type="checkbox"/> Return Receipt (electronic)	\$0.00
<input type="checkbox"/> Certified Mail Restricted Delivery	\$0.00
<input type="checkbox"/> Adult Signature Required	\$0.00
<input type="checkbox"/> Adult Signature Restricted Delivery	\$0.00
Postage	\$0.63
Total Postage and Fees	\$4.78

0615  
44

U.S. POSTAL SERVICE  
Postmark Here  
APR 14 2023  
CARLSBAD, NM 88220

Sent To Justin Vannatta  
Street and Apt. No., or PO Box No. 1927 Standpipe road  
City, State, ZIP+4® Carlsbad NM 88220

PS Form 3800, April 2015 PSN 7530-02-000-9047 See Reverse for Instructions

7022 3330 0001 1301 9852

U.S. Postal Service™  
CERTIFIED MAIL® RECEIPT  
Domestic Mail Only

For delivery information, visit our website at [www.usps.com](http://www.usps.com)®.

Carlsbad, NM 88220

Certified Mail Fee	\$4.15
Extra Services & Fees (check box, add fee as appropriate)	\$0.00
<input type="checkbox"/> Return Receipt (hardcopy)	\$0.00
<input type="checkbox"/> Return Receipt (electronic)	\$0.00
<input type="checkbox"/> Certified Mail Restricted Delivery	\$0.00
<input type="checkbox"/> Adult Signature Required	\$0.00
<input type="checkbox"/> Adult Signature Restricted Delivery	\$0.00
Postage	\$0.63
Total Postage and Fees	\$4.78

0615  
44

U.S. POSTAL SERVICE  
Postmark Here  
APR 14 2023  
CARLSBAD, NM 88220

Sent To Jeffrey Yeager  
Street and Apt. No., or PO Box No. 2401 Martina Lane  
City, State, ZIP+4® Carlsbad NM 88220

PS Form 3800, April 2015 PSN 7530-02-000-9047 See Reverse for Instructions

**U.S. Postal Service™**  
**CERTIFIED MAIL® RECEIPT**  
*Domestic Mail Only*

For delivery information, visit our website at [www.usps.com](http://www.usps.com)®.

Carlsbad, NM 88220

**OFFICIAL USE**

Certified Mail Fee	\$4.15
\$	\$0.00
Extra Services & Fees (check box, add fee as appropriate)	\$0.00
<input type="checkbox"/> Return Receipt (hardcopy)	\$
<input type="checkbox"/> Return Receipt (electronic)	\$0.00
<input type="checkbox"/> Certified Mail Restricted Delivery	\$0.00
<input type="checkbox"/> Adult Signature Required	\$0.00
<input type="checkbox"/> Adult Signature Restricted Delivery	\$
Postage	\$0.63
\$	
<b>Total Postage and Fees</b>	<b>\$4.78</b>
\$	




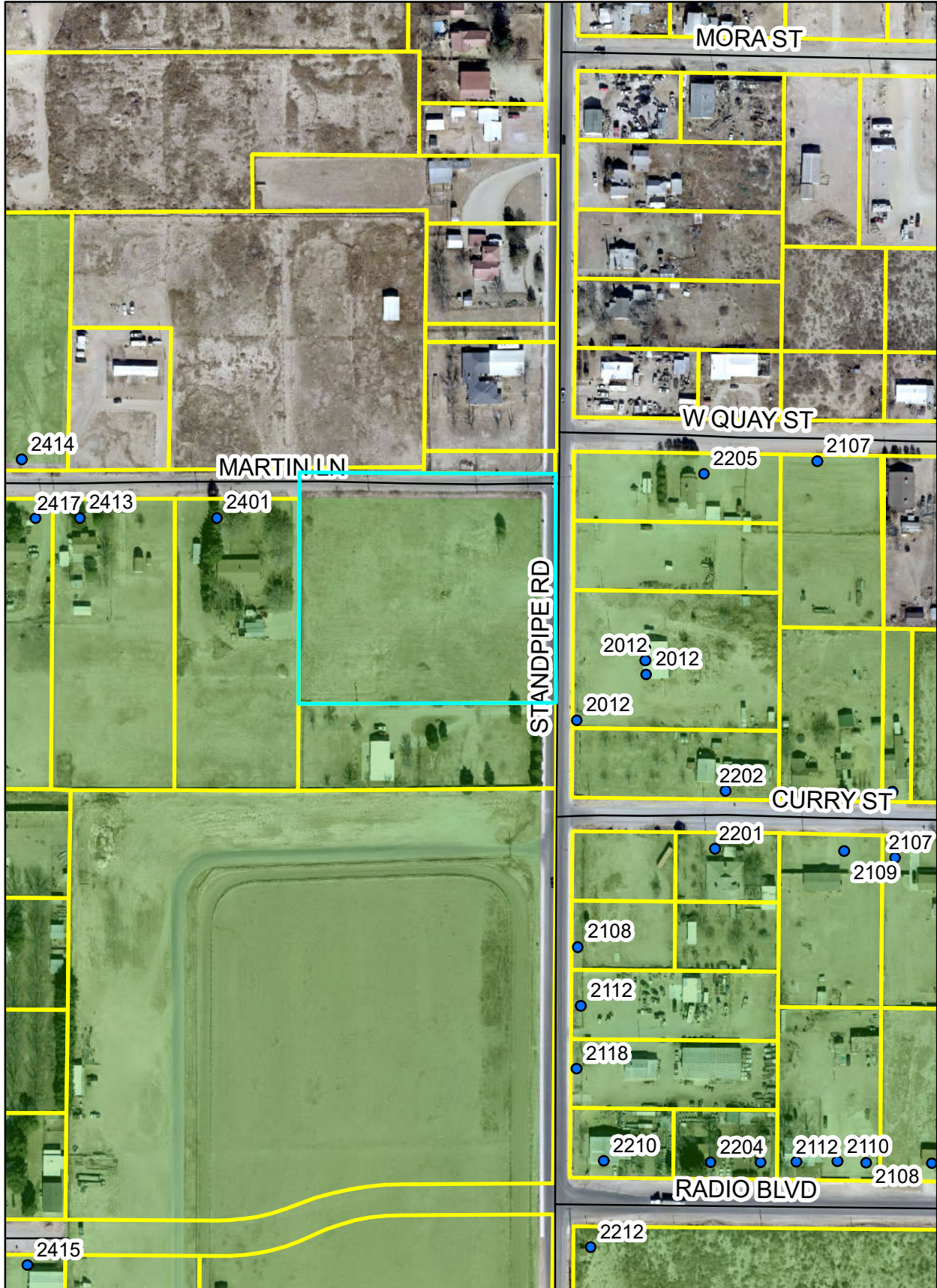
7022 3330 0001 1301 9562

Sent To Rogelio Mukillo  
 Street and Apt. No. or PO Box No. 2808 DONA ANA  
 City, State, ZIP+4® Carlsbad NM 88220




# Zone Change - 2003 Standpipe Rd. - R-R to C-2

4/21/2023



### Legend


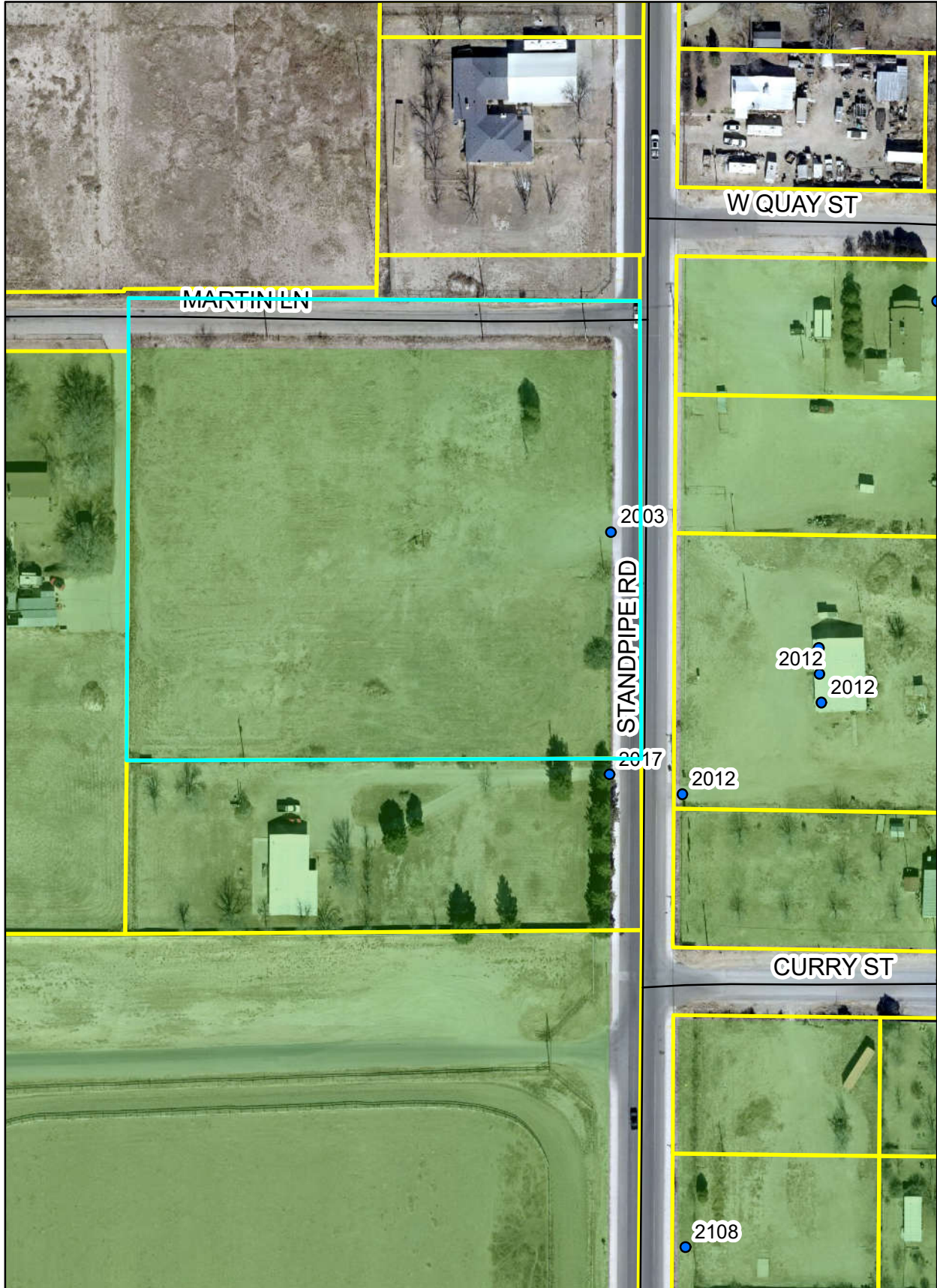
	C-1		R-2		PUD
	R-R		R-1		I
	C-2				






# Zone Change - 2003 Standpipe Rd. - R-R to C-2

4/21/2023



### Legend

<span style="color: red;">■</span> C-1	<span style="color: yellow;">■</span> R-2	<span style="color: lightblue;">■</span> PUD
<span style="color: green;">■</span> R-R	<span style="color: pink;">■</span> R-1	<span style="color: orange;">■</span> I
		<span style="color: blue;">■</span> C-2



**CITY OF CARLSBAD**  
**AGENDA BRIEFING MEMORANDUM**

Meeting Date: 6/13/2023

*Jim Ats*

<b>DEPARTMENT:</b> Planning & Regulation	<b>BY:</b> Jeff Patterson, Planning Director	<b>DATE:</b> 6/5/2023
--	---	-----------------------

**SUBJECT:** Request for a change of zoning from “C-2” Commercial 2 District to “R-1” Residential 1 District for approximately 1.01 acres, located at 2021 W. Texas St., legally described as Lot 6, Block A, Swigart Subdivision, pursuant to Section 3-21-1 et. Seq. NMSA 1978 and Sections 56-150(b) and 56-140(i), Carlsbad Code of Ordinances.

Applicant/Owner:  
William A. McHenry  
522 W. Mermod St. Box 829  
Carlsbad, NM 88220

***\*The applicant provided the required notification to property owners within 100’ and agreed to post the required sign 5-days prior to the public hearing as required by Sec. 56-140(i). The City will notify the property owners’ 15-days prior to the City Council hearing and publish notification in the newspaper 30-days prior to said hearing.***

**SYNOPSIS, HISTORY AND IMPACT** (SAFETY AND WELFARE/FINANCIAL/PERSONNEL/INFRASTRUCTURE/ETC.): Request for a change of zoning from “C-2” Commercial 2 District to “R-1” Residential 1 District for approximately 1.01 acres, located at 2021 W. Texas St., legally described as Lot 6, Block A, Swigart Subdivision. The property has two zoning districts applied, “R-1” Residential 1 District and “C-2” Commercial 2 District. The property owner wants to have “R-1” Residential 1 District applied to the entirety of the property.

**Sec. 56-40(b) of the Carlsbad Zoning Ordinance states:**

***(b) Residential 1 (R-1) District.***

*The Residential 1 District is intended to accommodate moderate density single-family residential development and to provide land-use protection for areas that develop in such a manner. There shall be a maximum of one primary residence per lot for R-1 Residential District Zoning.*

The properties to the north & east are zoned “C-2” Commercial 2 District; the properties to the south & west are zoned “R-1” Residential 1 District and “C-2” Commercial 2 District. This will not create a spot zone.

Comprehensive Plan: Strategy 2040 goals and policies that are applicable to this request are:

**Chapter 4: Housing & Neighborhoods**

**Objectives:**

- *To provide transitional and supportive housing options for special populations, including homeless persons, veterans, people with disabilities, and seniors.*

**Chapter 5: Land Use**

**Objectives:**

- *To identify areas of opportunity for infill and redevelopment.*
- *To remove or improve nuisance properties, dilapidated structures, and inoperable vehicles.*
- *To encourage redevelopment of vacant or underutilized properties for residential, commercial, or mixed-use development.*

According to Zoning Ordinance **Sec. 56-150(b)(4). Amendments**, Findings Required, a statement of fact regarding each of the following findings is required:

- (a) The proposed amendment will or will not adversely impact the public health, safety or general welfare and

will or will not promote the original purposes of the Zoning Ordinance; and

(b) The proposed amendment responds or does not respond to changed conditions, such as changes in public capital investments, road locations or functional classification, population trends, density, use or further studies that have been completed since adoption of the Zoning Ordinance; and

(c) The proposed amendment is or is not necessary in order to respond to State and/or Federal legislation; and

(d) The proposed amendment provides or does not provide additional flexibility in meeting the objectives of this Zoning Ordinance without lowering the standards of the Zoning Ordinance; and

(e) The proposed amendment is or is not in substantial compliance with the City's Comprehensive Plan or other City Master Plan; and

(f) The proposed amendment will or will not adversely affect the implementation of the goals and policies of the City's Comprehensive Plan or other City Master Plan; and

(g) The proposed amendment is justified in order to correct a mistake in the Official Zoning Map or the text of the Zoning Ordinance; and

(h) The proposed amendment is justified in order to respond to changes in the City's Comprehensive Plan or other City Master Plan including, but not limited to, changes in land use assumptions, surrounding uses, population forecasts, rates of land consumption, anticipated community needs or other factors.

**PLANNING AND ZONING COMMISSION RECOMMENDATION:** Based on review of the application and staff comments, at their meeting on May 1, 2023, the Planning and Zoning Commission considered this item and recommended approval with a vote of five (5) in favor of approval, none (0) against, none (0) absent and none (0) abstain.

**DEPARTMENT RECOMMENDATION (please check):**

	Approval	Denial	n/a		Approval	Denial	n/a
Public Works			X	Planning, Eng. & Reg. Dept			
Fire Department			X	Code Enforcement Division			X
Legal Department			X	Planning Division	X		
Police Department			X	Projects Department			X
Utilities Department			X	Building Division			X

**DEPARTMENT COMMENTS:**

Public Works: No comment.

Utilities Department: No comment.

Building Department: No comment.

Fire Department: No comment.

Code Enforcement: No comments

Legal Department: No comment.

Planning Department: Recommend approval

Police Department: No comment.

Projects Department: No comment.

**BOARD/COMMISSION/COMMITTEE ACTION:**

- |   |  |  |  |
|---|--|--|--|
| <input checked="" type="checkbox"/> P&Z | <input type="checkbox"/> Lodgers Tax Board | <input type="checkbox"/> Cemetery Board  | <input checked="" type="checkbox"/> APPROVED |
| <input type="checkbox"/> Museum Board   | <input type="checkbox"/> San Jose Board    | <input type="checkbox"/> Water Board     | <input type="checkbox"/> DISSAPPROVED        |
| <input type="checkbox"/> Library Board  | <input type="checkbox"/> N. Mesa Board     | <input type="checkbox"/> _____ Committee |  |

Reviewed by  
City Administrator /s/John Lowe Date: 06-08-2023

ATTACHMENTS: Application materials, Ordinance, P & Z Minutes.



ORDINANCE NO. 2023-12

AN ORDINANCE REZONING PART OF "C-2" COMMERCIAL 2 DISTRICT TO "R-1" RESIDENTIAL 1 DISTRICT FOR AN APPROXIMATELY 1.01 ACRE PROPERTY, LOCATED AT 2021 WEST TEXAS STREET, LEGALLY DESCRIBED AS LOT 6, BLOCK A, SWIGART SUBDIVISION, PURSUANT TO SECTION 3-21-1 ET. SEQ. NMSA 1978 AND SECTIONS 56-150(B) AND 56-140(I), CARLSBAD CODE OF ORDINANCES.

BE IT ORDAINED BY THE GOVERNING BODY OF THE CITY OF CARLSBAD, EDDY COUNTY, NEW MEXICO, that:

The official zoning map of the City is hereby amended to rezone part of "C-2" Commercial 2 District to "R-1" Residential 1 District for an approximately 1.01 acre property, located at 2021 W. Texas St., legally described as:

Lot 6, Block A, Swigart Subdivision

INTRODUCED, PASSED, ADOPTED AND APPROVED this 13<sup>th</sup> day of June, 2023.

\_\_\_\_\_  
DALE JANWAY, MAYOR

ATTEST:


\_\_\_\_\_  
CITY CLERK

**MINUTES OF THE REGULAR MEETING OF THE**

**City of Carlsbad  
Planning & Zoning Commission**

**Monday, May 1, 2023, at 5:00 p.m.**

**Meeting Held in the Janell Whitlock Municipal Complex Council Chambers  
114 S. Halagueno St.**



## PLANNING AND ZONING COMMISSION

Monday, May 1, 2023, at 5:00 PM

Janell Whitlock Municipal Complex Council Chambers

114 S. Halagueno Street

GoToMeeting ID: 423-266-613

US Phone: (872) 240-3111 Access Code: 423-266-613

<https://meet.goto.com/423266613>

1. Roll call of voting members and determination of quorum
2. Approval of Agenda
3. Approval of Minutes from the Meeting held April 3, 2023
4. Consider a request for a Variance from Article IV, Section 56-100(b) of the Carlsbad Zoning Ordinance requiring the installation of one (1) ADA Accessible Van parking space for the property located at 2404 W. Pierce St., zoned "C-2" Commercial 2 District.
5. Consider approval of a Preliminary/Final Plat for the Robby and Judy Walterscheid Summary Subdivision, located at the intersection of Derrick Rd. and Grandi Rd., outside of the City Limits, creating nine new large tracts for development.
6. Consider approval of a Final Plat for Oasis Subdivision Phase 2, creating 76 new residential lots, zoned "R-1" Residential 1 District, located within the Oasis Subdivision north of Pima Dr.
7. Consider approval of a Final Plat for Martin Farms Subdivision, Unit 4, creating 64 new residential lots for development, zoned "R-1" Residential 1 District.
8. Consider approval of a replat of Springs Farm Subdivision, a replat that lays out the route of Captain Williams Lane and dedicates the road right-of-way (ROW) for that street.
9. Consider a recommendation to the City Council regarding a request for a change of zoning from "R-2" Residential 2 District to "C-2" Commercial 2 District for approximately 0.34 acres, located at 609 W. Fox St., legally described as Lots 2 & 4, Block 99, Stevens Second Addition Subdivision.
10. Consider a recommendation to the City Council regarding a request for a change of zoning from "R-R" Rural Residential District to "C-2" Commercial 2 District for approximately 4.1 acres, located at 2003 Standpipe Rd., legally described as Quarter: NE S: 14 T: 22S R: 26E BEG 40' S OF NE COR, W 450', S 400' E 450', N 400' TO POB.

11. Consider a recommendation to the City Council regarding a request for a change of zoning from "C-2" Commercial 2 District to "R-1" Residential 1 District for approximately 1.01 acres, located at 2019 W. Texas St., legally described as Lot 6, Block A, Swigart Subdivision.
12. Report regarding Summary Review Subdivisions
13. Adjourn



**FOR INFORMATION ONLY**

Agendas and Planning and Zoning Commission meeting minutes are available on the City website:

[cityofcarlsbadnm.com](http://cityofcarlsbadnm.com)

or may be viewed in the Office of the City Clerk or at the Carlsbad Public Library during normal and regular business hours

**PLANNING AND ZONING COMMISSION MEETING SCHEDULE**

- Regular meeting – Monday, June 5, 2023, at 5:00 p.m

If you require a hearing interpreter, language interpreter, or auxiliary aids in order to attend and participate in the above meeting, please contact the City Administrator's office at (575) 887-1191 at least 48 hours prior to the scheduled meeting time.

**MINUTES OF A REGULAR MEETING OF THE CITY OF CARLSBAD PLANNING &  
ZONING COMMISSION HELD IN THE JANELL WHITLOCK MUNICIPAL COMPLEX  
COUNCIL CHAMBERS,  
114 S. HALAGUENO STREET, MAY 1, 2023 AT 5:00 P.M.**

**VOTING MEMBERS PRESENT:**

**JAMES MCCORMICK  
BRAD NESSER  
TRENT CORNUM  
LINDA WILSON  
VALERIE BRANSON**

**CHAIRPERSON  
COMMISSIONER  
COMMISSIONER  
COMMISSIONER  
COMMISSIONER**

**VOTING MEMBERS ABSENT:**

**NONE**

**EX-OFFICIO MEMBERS PRESENT:**

**JEFF PATTERSON  
TRYSHA ORTIZ**

**PLANNING DIRECTOR  
DEPUTY PLANNING DIRECTOR**

**SECRETARY PRESENT:**

**JENNIFER CAMPOS  
VANESSA ORNELAS**

**PLANNING AND REGULATION  
DEPARTMENT EXECUTIVE SECRETARY  
PLANNING AND REGULATION  
DEPARTMENT SECRETARY**

**OTHERS PRESENT:**

**CHARLIE GARCIA  
DENISE MADRID BOYEA  
WILLIAM MCHENRY  
JOEL NEATHERLIN  
KARL BRUCE MARSHAL  
SCOTT HICKS  
RHONDA HARPER  
ROY DUTRA  
SKYLYNN MCMINN  
KARI BARRICK  
TISHA HINOJOS  
JIM MCKENNEY  
RAYMOND PACHECO  
VANESSA PACHECO  
DIANA YEAGER  
JEFF YEAGER  
JEFF NEATHERLIN  
JOE VASQUEZ  
PATTIE MOORE  
JUSTIN VAN NATTA  
CASSIE FLOREZ  
SUE VAN NATTA  
KRIS NEATHERLIN**

**CITY  
CITY ATTORNEY  
2019 W TEXAS  
2017 STANDPIPE RD  
1919 STANDPIPE RD  
401 N PENN ROSWELL  
410 N MESQUITE  
84 CUAHAVE  
1601 W URAL  
1601 W URAL  
2401 MARTIN LN  
1928 STANDPIPE RD  
1009 CALLE DE ENCANTO  
1009 CALLE DE ENCANTO  
2401 MARTIN LN  
2401 MARTIN LN  
1415 W ORCHARD LN  
2202 CURRY  
2412 MARTIN LN  
1927 STANDPIPE RD  
2412 MARTIN LN  
1927 STANDPIPE RD  
VIRTUAL**

Time Stamps and headings below correspond to the recording of the meeting and the recording is hereby made a part of the official record.

0:00:02 Start Recording [5:00:09 PM]

0:00:07 **1. Roll call of Voting Members and Determination of Quorum**

Roll was called, confirming the presence of a quorum of commission members. The following members were present— **Mr. McCormick, Mr. Nesser, Mr. Cornum, Ms. Wilson, and Ms. Branson.** Absent—None.

0:00:27 **2. Approval of Agenda**

**Ms. Wilson** made a motion to approve the Agenda; **Ms. Branson** seconded the motion. The vote was as follows: **Yes—Mr. McCormick, Mr. Nesser, Mr. Cornum, Ms. Wilson, Ms. Branson.** No—None. Absent—None. Abstained—None. The motion carried.

0:01:03 **3. Approval of Minutes from the Regular Meeting held April 3, 2023**

**Mr. Cornum** made a motion to approve the Minutes from the regular meeting held on April 3, 2023; **Mr. Nesser** seconded the motion. The vote was as follows: **Yes--Mr. McCormick, Mr. Nesser, Mr. Cornum, Ms. Wilson, and Ms. Branson.** No—None. Absent—None. Abstained—None. The motion carried.

0:01:35 **4. Consider a request for a Variance from Article IV, Section 56-100(b) of the Carlsbad Zoning Ordinance requiring the installation of one (1) ADA Accessible Van parking space for the property located at 2404 W. Pierce St., zoned "C-2" Commercial 2 District.**

The applicant, **Air Methods**, was not in attendance to address the item.

**Mr. Nesser** made a motion to table the item; **Mr. Cornum** seconded the motion. The vote was as follows: **Yes--Mr. McCormick, Mr. Nesser, Mr. Cornum, Ms. Wilson, and Ms. Branson.** No—None. Absent—None. Abstained—None. The motion carried.

The item was tabled until the next Planning and Zoning Commission meeting which will be held June 5, 2023

0:02:57 **5. Consider approval of a Preliminary/Final Plat for the Robby and Judy Walterscheid Summary Subdivision, located at the intersection of Derrick Rd. and Grandi Rd., outside of the City Limits, creating nine new large tracts for development.**

The applicant(s) **Robby & Judy Walterscheid**, were not in attendance to address the item.

**Mr. Nesser** made a motion to table the item; **Ms. Branson** seconded the motion. The vote was as follows: **Yes--Mr. McCormick, Mr. Nesser, Mr. Cornum, Ms. Wilson, and Ms. Branson.** No—None. Absent—None. Abstained—None. The motion carried.

The item was tabled until the next Planning and Zoning Commission meeting which will be held June 5, 2023

0:03:58 **6. Consider approval of a Final Plat for Oasis Subdivision Phase 2, creating 76 new residential lots, zoned "R-1" Residential 1 District, located within the Oasis Subdivision north of Pima Dr.**

The applicant is the Ken Thurston Development Corp. **Mr. Patterson** explained this is a report to the commission for the approval of the final plat for the Oasis Subdivision Phase 2 which will create 76 new

residential lots for development. City staff has performed the final walk-through and has adopted the infrastructure to service this phase of the development. The final plat was signed and the City of Carlsbad is ready to move forward with Phase 2.

**Jeff Neatherlin**, approached the podium to request additional information on the location of Oasis Phase 2.

**Mr. Patterson** displayed an aerial view on the overhead monitor for clarification. No further comments were made.

**Ms. Wilson** made a motion for approval; **Mr. Cornum** seconded the motion. The vote was as follows: **Yes--Mr. McCormick, Mr. Nesser, Mr. Cornum, Ms. Wilson, and Ms. Branson.** No—None. Absent—None. Abstained—None. The motion carried.

0:09:02        **7. Consider approval of a Final Plat for Martin Farms Subdivision, Unit 4, creating 64 new residential lots for development, zoned "R-1" Residential 1 District.**

**Mr. Patterson** explained the item is a Final Plat for Martin Farms Subdivision Unit 4, creating 64 new residential lots. The Plat was preliminarily approved during the meeting of September 2022. The developers of this subdivision provided the City with a Letter of Credit at that time. Unit 4 of this subdivision has been completed. The City has performed the final walkthrough. All items on that list have been completed except for spacers needed in ten of the water meter boxes. The spacers are expected to be delivered and installed during the month of July 2023. The City of Carlsbad expects a report from the developer upon completion. Infrastructure is ready to be accepted, per a report from City staff. **Mr. McCormick** inquired about the approval of the water service. **Mr. Patterson** explained water service will not be approved until after the installation of the water meters.

**Ms. Wilson** made a motion for approval; **Mr. Nesser** seconded the motion. The vote was as follows: **Yes--Mr. McCormick, Mr. Nesser, Mr. Cornum, Ms. Wilson, and Ms. Branson.** No—None. Absent—None. Abstained—None. The motion carried.

0:12:03        **8. Consider approval of a replat of Springs Farm Subdivision, a replat that lays out the route of Captain Williams Lane and dedicates the road right-of-way (ROW) for that street.**

**Scott Hicks with Smith Engineering** spoke on behalf of the applicant **George Dunagan**, The replat of Springs Farm Subdivision shows the route of Captain Williams Lane and dedicating the road right-of-way (ROW) for that street. He explained many entities are involved with the project and this will be the first step in the process to eventually create a final design and construction for the route. **Mr. Hicks** explains how important access is for the elementary school. **Mr. Patterson** further explains the plan and use of the route. **Mr. Nesser** inquires about a plan for an extension of Quail Hollow Run to connect with Captain Williams Ln. **Mr. Hicks** states that Quail Hollow will not extend to Captain Williams Lane, but will remain as emergency access only. **Mr. Nesser** expresses his concern for a "turnaround". **Mr. Hicks** explains the plans for Quail Hollow 6 subdivision will address this issue.

**Mr. Cornum** made a motion for approval; **Mr. Nesser** seconded the motion. The vote was as follows: **Yes--Mr. McCormick, Mr. Nesser, Mr. Cornum, Ms. Wilson, and Ms. Branson.** No—None. Absent—None. Abstained—None. The motion carried.

0:16:52        **9. Consider a recommendation to the City Council regarding a request for a change of zoning from "R-2" Residential 2 District to "C-2" Commercial 2 District for**

**approximately 0.34 acres, located at 609 W. Fox St., legally described as Lots 2 & 4, Block 99, Stevens Second Addition Subdivision.**

The applicant(s), **Rhonda Harper, Skylynn McMinn, and Kari Barrick** approached the podium. **Ms. Harper** explained her role as the owner of the property in question. **Ms. Harper** then explained that she is inquiring about a zone change so that her granddaughter Ms. McMinn could potentially open a pet parlor in a portion of the duplex. She further explained they are in the process of “fixing up” the area to improve the appearance of the property.

**Mr. Patterson** further explains the request to change the zoning of the property from “R-2” Residential 2 District to “C-2” Commercial 2 District for approximately 0.34 acres, legally described as Lots 2 & 4, Block 99, Stevens Second Addition Subdivision. **Mr. Patterson** stated a majority of the area is zoned Residential and upon review of the request the City staff recommends Denial for “C-2” zoning.

**Mr. McCormick** requested a further explanation of the location the potential business will be placed. **Ms. Harper** addressed McCormick’s question, explaining that the building located in the center of the property in question is a duplex, where she is planning to utilize half of the building for the pet parlor. She also stated the parking lot has been updated for the tenants in her adjacent rental properties in this area and how this would also help with the drop-off and pick-up of clients causing minimal traffic.

**Mr. Cornum** commented on the availability of a conditional use permit and how this could potentially be an option.

**Ms. McMinn** stated the planning department would not allow a conditional use permit.

**Mr. Patterson** clarifies that a conditional use permit would not be approved for this type of business in “R-2” zoning. He also explains that a conditional use permit, for this type of business, would be approved in a “C-1” zoning. **Mr. McCormick** then commented that changing the zoning from “R-2” to “C-1” with the approval of a conditional use may better suit the applicant. **Ms. Barrick** then asked what steps needed to be taken to follow through with the suggested “C-1” zone change. **Mr. McCormick** formally allowed for the request to be amended and changed during this meeting, now requesting a change of zoning from “R-2” Residential 2 District to “C-1” Commercial 1 District for approximately 0.34 acres, located at 609 W. Fox St., legally described as Lots 2 & 4, Block 99, Stevens Second Addition Subdivision.

**Mr. Patterson** stated the zone change whether approved or denied will still need to be addressed at the City Council meeting, which the applicant will be notified at a later time, the date for said meeting. In the meantime, the applicant is welcome to visit the City Planning Dept. to start the process of the conditional use permit.

**Ms. Wilson** made a motion to approve the amended recommendation to “C-1” zoning; **Mr. Nesser** seconded the motion. The vote was as follows: **Yes—Mr. McCormick, Mr. Nesser, Mr. Cornum, Ms. Wilson, and Ms. Branson.** No—None. Absent—None. Abstained—None. The motion carried.

0:32:58      10.      **Consider a recommendation to the City Council regarding a request for a change of zoning from "R-R" Rural Residential District to "C-2" Commercial 2 District for approximately 4.1 acres, located at 2003 Standpipe Rd., legally described as Quarter: NE S: 14 T: 22S R: 26E BEG 40' S OF NE COR, W 450', S 400' E 450', N 400' TO POB.**

The applicants **Vanessa & Raymond Pacheco** approach the podium.

**Ms. Pacheco** explains the reason for the zone change from “R-R” Rural Residential to “C-2” Commercial 2 is to potentially open a small family-owned used car dealership/body shop, a detail shop, and possibly a food truck. **Ms. Pacheco** goes on to explain when she purchased the property she was under the impression that it was already zoned for commercial. Being that it was not, they visited the City Planning Department to seek further information on the process which brings them to the Planning and Zoning meeting. **Mr. Pacheco** states that he has noticed other businesses throughout Standpipe including an auto body shop which is across from them on standpipe. **Mr. Patterson** addresses the commission to further explain in detail the request being submitted. He then refers the commission to the added aerial view of the property as well as points out the majority of properties that are within city limits are zoned Rural Residential. Upon review of the City staff, the Planning Department recommends denial of the request. **Mr. McCormick** inquires about “spot zoning”. **Mr. Patterson** proceeds to explain the surrounding area



shaded green is zoned “R-R” otherwise the unshaded properties are located outside of city limits. **Mr. Nesser** inquires about the property on the corner of Quay and Standpipe diagonal from the property in question that contains all of what looked like cars. A member of the audience then states that they are RV’s with no clarification if this property is a business. **Mr. Cornum** asked the applicant if they planned to open a storefront/brick-and-mortar. **Ms. Pacheco** clarifies that it will only be the shop that would be a permanent structure.

**Jeff and Diane Yeager** accompanied by their daughter **Tisha Hinojos** approach the podium to speak against the request. The main concern **Mr. Yeager** brought to attention is the area that he assumed would store the trash, being that the rear of the property meets the driveway of their property, which would bring a foul odor. He also was concerned about the effect of property values, industrial lighting, the increase in noise, and the possible increase of criminal activity at the potential business. **Ms. Hinojos** has a concern for the livestock in the area and the possibility of poisonous or explosive products stored at the business. She also brought up the statistics of small businesses' survival rates and concern for what could be if the business in question fails. **Jeff Neatherlin** approached the podium in agreement with the City’s recommendation for denial. **Mr. Neatherlin’s** main concern was the excess traffic in the area. **Joel Neatherlin**, the neighbor to the south of the property in question approached the podium in agreement with Jeff Neatherlin and also what was stated by the Yeager family. **Jim McKinney**, the owner of the diagonal property, 1928 Standpipe, approached the podium and pointed out properties he believes are zoned commercial that he suggested the Pacheco's should look into. He also suggested if approved, the Pacheco's take into consideration adding a fence around the property. **Sue Van Natta** approached the podium also against the request. She is concerned about the increase in traffic the business would bring, Ms. Van Natta hopes the bypass that was recently installed will help by cutting back on traffic. **Bruce Marshall** approached the podium against the request. His concern was the effect a commercial property would have on his property values. He also suggested other properties in the area that he believes would better suit the applicant for the type of business they are wanting to conduct. **Cassie Florez** approached the podium against the request. **Ms. Florez** had concerns about the possible increase in crime. **Kris Neatherlin** addressed the commission to speak against the request. Her concern was also what could happen to the property if the business in question failed. She had concerns about the environmental impact this or future business would bring to the area. **Mr. & Mrs. Pacheco** approached the podium to address the concerns the public brought to their attention. Ms. Pacheco explained that because they do not have ownership of the properties suggested by the public, they would not be able to relocate the business. She also proceeded to explain the potential of also building a home at the property in the near future. With a family of her own, she expressed the importance of safety for not only her family but the surrounding families as well. She went on to explain again that the business would be a small family-owned business. **Mr. Pacheco** explained that the location would also help his family to succeed in all aspects of life being that his current line of work keeps him from his family and he would like to change that dynamic and be more involved with their everyday lives.

**Mr. McCormick** addressed Mr. Patterson about the possibility of a conditional use permit in this area. **Mr. Patterson** explained the mechanic shop and food truck could potentially be approved through a conditional use permit in the current zoning, but the used car sales would not be allowed through a conditional use permit in the current zoning. **Mr. McCormick** clarified the applicant’s options. **Mr. Patterson** recommended the applicant visit the Planning and Zoning office to apply for a conditional use permit to allow the auto mechanic shop and food truck. The applicant decided to proceed with the current request at this time.

**Mr. Cornum** made a motion for denial; **Mr. Nesser** seconded the motion. The vote was as follows: **Yes for denial—Mr. McCormick, Mr. Nesser, Mr. Cornum, Ms. Wilson, and Ms. Branson.** No—None Absent—None. Abstained—None. The motion carried.

1:10:58      11. Consider a recommendation to the City Council regarding a request for a change of zoning from "C-2" Commercial 2 District to "R-1" Residential 1 District for approximately 1.01 acres, located at 2019 W. Texas St., legally described as Lot 6, Block A, Swigart Subdivision.

**William McHenry** approached the podium and explained that when he purchased the property he was unaware of the land being split with split zoning. His reason for the request is to refinance the residence but is unable to due to the current zoning. **Mr. McCormick** asked for clarification as to why the property was able to be split-zoned. **Mr. Patterson** explained the possibility could have been caused because at one point the property was possibly subdivided with separate zoning and was later combined without rectifying the zoning. **Mr. McHenry** explained the communication he received from the previous owner left him with the understanding that the property details were sorted out. When he recently tried to refinance the property, he found the information received from the previous owner was false. Mr. McHenry went on to explain when he reached out to the planning department to rectify the issue it was then brought to his attention that the property was submitted for condemnation. He stated he was unaware of the proposed condemnation due to being away from the property for some time addressing a family medical emergency. He plans to discuss the condemnation matter with the City Attorney at a later time.

**Mr. Nesser** made a motion for approval; **Ms. Wilson** seconded the motion. The vote was as follows: **Yes—Mr. McCormick, Mr. Nesser, Mr. Cornum, Ms. Wilson, and Ms. Branson.** No—None. Absent—None. Abstained—None. The motion carried.

1:17:54      12.      **Report regarding Summary Review Subdivisions**

**Mr. Patterson** gave a report on the Summary Reviews. Nothing unusual was noted.

1:18:00      13.      **Adjourn**

The meeting was adjourned.

1:19:53      Stop Recording [6:20:02 PM]

\_\_\_\_\_  
Chairman

\_\_\_\_\_  
Date



## CITY OF CARLSBAD

*Planning, Engineering, and Regulation Department*

PO Box 1569, Carlsbad, NM 88221

Phone (575) 885-1185

Fax (575) 628-8379

# ZONING CHANGE APPLICATION

Sec. 56-150(b)

## PROCESS FOR ACCEPTANCE AND REVIEW OF PLANNING AND ZONING COMMISSION MATTERS

1. The Planning and Zoning Commission's regularly scheduled meetings are on the **FIRST MONDAY OF THE MONTH**. Applicant should obtain an Application Packet for the particular type of request (Zone Change, Subdivision, Variance, Annexation, Conditional Use, etc.) from the City of Carlsbad, Planning, Engineering, and Regulation Office.

2. **Applicant must submit a completed Application to the Planning, Engineering, and Regulation Office on, or before, the FIRST FRIDAY OF THE MONTH prior to the desired Commission meeting.** The minimum application packet submittal is one (1) copy of the Application with original signatures and all required supporting documents. A letter of explanation or clarification may also be provided. The required non-refundable application fee is due with submittal of the application.

The desired maximum size for all documents is 11"x17". **However, if the applicant wishes to support his or her application with larger size documents, an original and eight (8) copies need to be provided.** Separate arrangements for copying these large documents may be possible, but will incur additional costs.

3. The Planning, Engineering, and Regulation Office will give the Application an initial cursory review. If deficiencies or questions are noted, the Applicant will be advised and provided an opportunity to supplement the Application. If the Applicant fails to complete and resubmit the application prior to the above deadline, the matter will not be heard until the next subsequent Commission meeting. The original application fee will be retained and will suffice for the specific original application for a period of 90-days from the date of the original application.
4. Applications appearing complete will be set for full evaluation by City Staff prior to the Commission meeting. The purpose of this evaluation is to develop and provide a full briefing report for the Commission. Applicants will be advised of deficiencies noted during this review and will be afforded opportunity to supplement their application during their presentation to the Commission, if they so desire.

## **ADDITIONAL PROCEDURAL REQUIREMENTS FOR ZONING CHANGES:**

- 1) **PRESENCE AT MEETING:** The Planning and Zoning Commission will vote to recommend to the City Council approval or denial of request. Applicant or his/her representative must be present to address any questions that Planning and Zoning Commissioners may have.
- 2) **CITY COUNCIL SETS A HEARING DATE:** After the Planning and Zoning Commission has made a recommendation on the request, the City Council (at their next regular meeting) will set a date for a public hearing. The date will be set for a regularly scheduled City Council meeting a minimum of 30 days from that date. A “notice of public hearing” is published in the Current Argus at least 30 days prior to the hearing.
- 3) **NOTIFICATION:** The applicant shall mail notice of the Planning and Zoning Commission meeting, via certified mail, to all property owners within one-hundred feet (100’) of the subject site. Evidence of such notification shall be provided with the application. In addition, the applicant shall post a sign, provided by the City, at the property at least 5 days prior to the public hearing. At least fifteen (15) days prior to the City Council hearing, the City will notify adjacent property owners within 100’ of the subject property via first-class mail for properties greater than one (1) block in size, or via certified mail for properties one (1) block or less in size. The notification will include a description of the request, applicant’s information, legal description of subject property, and the date of the hearing.
- 4) **PUBLIC HEARING:** The Public Hearing will be held during a regularly scheduled City Council meeting, and the applicant or his/her representative **MUST BE PRESENT** to address any questions that the Mayor or Council members may have.
- 5) **ZONING CHANGE IS FINAL:** If the City Council approves the zone change, the ordinance is published in the Current Argus. The change is considered final five (5) days after publication.



CITY OF CARLSBAD

Planning, Engineering, and Regulation Department

PO Box 1569, Carlsbad, NM 88221

Phone (575) 885-1185

Fax (575) 628-8379

ZONING CHANGE APPLICATION

Sec. 56-150(b)

Application Date: 4-10-23
Existing Zoning: C-2

Fee Paid (\$100.00): 100.00
Proposed Zoning: R-1

APPLICANT INFORMATION:

William A. McHenry 522 W. Mermod St 829 Carlsbad, NM 88220
NAME ADDRESS
Carlsbad, NM 88220 575-840-8400 FLIGHTmed57@gmail.com
CITY STATE ZIP PHONE EMAIL

PROPERTY OWNER INFORMATION (attach separate sheet for multiple owners):

NAME ADDRESS
CITY STATE ZIP PHONE EMAIL

\* A signed affidavit from the property owner(s), consenting to submittal of the application, must be included with the application.

LEGAL DESCRIPTION AND/OR STREET ADDRESS OF PROPERTY (INCLUDE A MEETS AND BOUNDS DESCRIPTION FOR UNPLATTED LAND, ATTACH SEPARATE SHEET, IF NECESSARY):

2019 W. Texas St, Carlsbad NM
ADDRESS LOT BLOCK SUBDIVISION

**REASON FOR THE REQUEST**

An amendment to the Official Zoning Map or to the Text of the Zoning Ordinance must be justified by one or more of the following. Check all that apply:

- The proposed amendment will not adversely impact the public health, safety or general welfare and will or will not promote the original purposes of the Zoning Ordinance.
- The proposed amendment responds to changed conditions, such as changes in public capital investments, road locations or functional classification, population trends, density, use or further studies that have been completed since adoption of the Zoning Ordinance.
- The proposed amendment is necessary in order to respond to State and/or Federal legislation.
- The proposed amendment provides additional flexibility in meeting the objectives of this Zoning Ordinance without lowering the standards of the Zoning Ordinance.
- The proposed amendment is in substantial compliance with the City's Comprehensive Plan or other City Master Plan.
- The proposed amendment will not adversely affect the implementation of the goals and policies of the City's Comprehensive Plan or other City Master Plan.
- The proposed amendment will correct a mistake in the Official Zoning Map or the text of the Zoning Ordinance.
- The proposed amendment is justified in order to respond to changes in the City's Comprehensive Plan or other City Master Plan including, but not limited to, changes in land use assumptions, surrounding uses, population forecasts, rates of land consumption, anticipated community needs or other factors.

**FOR OFFICIAL USE ONLY:**

**Required prior to P & Z:**

Complete Application Including:  Map  Fee  Letter  Notification  Sign Agreement

**Required prior to City Council:**

Council Hearing Date: \_\_\_\_\_ Publication Date: \_\_\_\_\_

Property Owner Notification Sent (within 100' minimum.): \_\_\_\_\_

ABM  Staff Comments  Application Packet  Draft Ordinance  P&Z Minutes

Council Action:  Approved  Denied  Other Ordinance No.: \_\_\_\_\_




## NOTIFICATION SIGN POSTING AGREEMENT

Notification of Public Hearings before the City of Carlsbad Planning and Zoning Commission is required pursuant to Sec. 56-140(i).

- Signs shall be posted a minimum of 5 days prior to and shall be removed a maximum of 5 days after the public hearing.
- If the sign is not posted as required, the application will be delayed and will not be considered at the public hearing as scheduled.
- The sign shall be posted at the street side property line with a secure stake provided by the applicant.

I have read and understand these requirements. I understand where the sign is to be located and my obligation to post the sign prior to the public hearing and remove it afterwards.

  
 \_\_\_\_\_  
 APPLICANT SIGNATURE

10 April 23  
 \_\_\_\_\_  
 DATE

Sign issued by: \_\_\_\_\_  
 Staff Member



Date: 4/6/2023

Dear Property Owner,

This letter serves as legal notification of a pending action before the City of Carlsbad Planning and Zoning Commission in accordance with Code of Ordinances Sec. 56-140(i). You are being notified because you are a property owner within one-hundred feet (100') of the subject site.

Applicant: William A. McHenry 522W. Mermod St. 829 Carlsbad, NM 88220 575-840-8400  
Name Address Phone

Subject Site Location: 2019 + 2021 W. Texas St.

The proposed action is a:

Zoning Change from C-2 to R-1 in accordance with Sec. 56-150(b).

Variance/Appeal from Sec. \_\_\_\_\_ in accordance with Sec. 56-150(c).

The purpose of the variance/appeal is:

\_\_\_\_\_  
\_\_\_\_\_

Conditional Use Permit in accordance with Sec. 56-150(f). The purpose of the permit is for a:

Home Occupation: \_\_\_\_\_

Other Use: \_\_\_\_\_

**The Planning and Zoning Commission will consider this request at a Public Hearing on:**

Date: May 1, 2023

Time: 5:00pm

Place: **City Annex Planning Room**

**114 S. Halagueno St.**

**Carlsbad, NM 88220**

The Code of Ordinances can be found on the City's website [www.cityofcarlsbadnm.com](http://www.cityofcarlsbadnm.com).

For details about this request contact the applicant OR contact the City Planner at

575-885-1185 or via email at [jepatterson@cityofcarlsbadnm.com](mailto:jepatterson@cityofcarlsbadnm.com).

Sincerely,



Applicant/Agent

7022 3330 0002 0432 3127

**U.S. Postal Service™**  
**CERTIFIED MAIL® RECEIPT**  
 Domestic Mail Only

For delivery information, visit our website at [www.usps.com](http://www.usps.com)®.

Carlsbad, NM 88220

**OFFICIAL USE**

Certified Mail Fee	\$4.15	0615
\$	\$0.00	23
Extra Services & Fees (check box, add fee as appropriate)		
<input type="checkbox"/> Return Receipt (hardcopy)	\$0.00	
<input type="checkbox"/> Return Receipt (electronic)	\$0.00	
<input type="checkbox"/> Certified Mail Restricted Delivery	\$0.00	
<input type="checkbox"/> Adult Signature Required	\$0.00	
<input type="checkbox"/> Adult Signature Restricted Delivery	\$0.00	
Postage	\$0.63	
\$	\$4.78	
Total Postage and Fees	\$4.78	04/07/2023

Sent To  
 JAMES ARTURO & DEBRA COMO SOCORRO  
 Street and Apt. No., or PO Box No.  
 2028 W. TEXAS ST  
 City, State, ZIP+4®  
 CARLSBAD NM 88220

PS Form 3800, April 2015 PSN 7530-02-000-9047 See Reverse for Instructions

7022 3330 0002 0432 3110

**U.S. Postal Service™**  
**CERTIFIED MAIL® RECEIPT**  
 Domestic Mail Only

For delivery information, visit our website at [www.usps.com](http://www.usps.com)®.

Carlsbad, NM 88220

**OFFICIAL USE**

Certified Mail Fee	\$4.15	0615
\$	\$0.00	23
Extra Services & Fees (check box, add fee as appropriate)		
<input type="checkbox"/> Return Receipt (hardcopy)	\$0.00	
<input type="checkbox"/> Return Receipt (electronic)	\$0.00	
<input type="checkbox"/> Certified Mail Restricted Delivery	\$0.00	
<input type="checkbox"/> Adult Signature Required	\$0.00	
<input type="checkbox"/> Adult Signature Restricted Delivery	\$0.00	
Postage	\$0.63	
\$	\$4.78	
Total Postage and Fees	\$4.78	04/07/2023

Sent To  
 BAUDENA S. BRITON  
 Street and Apt. No., or PO Box No.  
 2013 W. TEXAS ST  
 City, State, ZIP+4®  
 CARLSBAD, NM 88220

PS Form 3800, April 2015 PSN 7530-02-000-9047 See Reverse for Instructions

7022 3330 0002 0432 3202

**U.S. Postal Service™**  
**CERTIFIED MAIL® RECEIPT**  
 Domestic Mail Only

For delivery information, visit our website at [www.usps.com](http://www.usps.com)®.

Carlsbad, NM 88220

**OFFICIAL USE**

Certified Mail Fee	\$4.15	0615
\$	\$0.00	23
Extra Services & Fees (check box, add fee as appropriate)		
<input type="checkbox"/> Return Receipt (hardcopy)	\$0.00	
<input type="checkbox"/> Return Receipt (electronic)	\$0.00	
<input type="checkbox"/> Certified Mail Restricted Delivery	\$0.00	
<input type="checkbox"/> Adult Signature Required	\$0.00	
<input type="checkbox"/> Adult Signature Restricted Delivery	\$0.00	
Postage	\$0.63	
\$	\$4.78	
Total Postage and Fees	\$4.78	04/07/2023

Sent To  
 FRANKS RENTALS LLC  
 Street and Apt. No., or PO Box No.  
 114 S. 4th ST  
 City, State, ZIP+4®  
 CARLSBAD NM 88220

PS Form 3800, April 2015 PSN 7530-02-000-9047 See Reverse for Instructions

7022 3330 0002 0432 3530

**U.S. Postal Service™**  
**CERTIFIED MAIL® RECEIPT**  
 Domestic Mail Only

For delivery information, visit our website at [www.usps.com](http://www.usps.com)®.

Carlsbad, NM 88220

**OFFICIAL USE**

Certified Mail Fee	\$4.15	0615
\$	\$0.00	23
Extra Services & Fees (check box, add fee as appropriate)		
<input type="checkbox"/> Return Receipt (hardcopy)	\$0.00	
<input type="checkbox"/> Return Receipt (electronic)	\$0.00	
<input type="checkbox"/> Certified Mail Restricted Delivery	\$0.00	
<input type="checkbox"/> Adult Signature Required	\$0.00	
<input type="checkbox"/> Adult Signature Restricted Delivery	\$0.00	
Postage	\$0.63	
\$	\$4.78	
Total Postage and Fees	\$4.78	04/07/2023

Sent To  
 ANAN FERWAN DEZ  
 Street and Apt. No., or PO Box No.  
 118 S. 4th ST  
 City, State, ZIP+4®  
 CARLSBAD NM 88220

PS Form 3800, April 2015 PSN 7530-02-000-9047 See Reverse for Instructions

7020 2450 0000 9041 3467

**U.S. Postal Service™**  
**CERTIFIED MAIL® RECEIPT**  
 Domestic Mail Only

For delivery information, visit our website at [www.usps.com](http://www.usps.com)®.

Carlsbad, NM 88220

**OFFICIAL USE**

Certified Mail Fee	\$4.15	0615
\$	\$0.00	23
Extra Services & Fees (check box, add fee as appropriate)		
<input type="checkbox"/> Return Receipt (hardcopy)	\$0.00	
<input type="checkbox"/> Return Receipt (electronic)	\$0.00	
<input type="checkbox"/> Certified Mail Restricted Delivery	\$0.00	
<input type="checkbox"/> Adult Signature Required	\$0.00	
<input type="checkbox"/> Adult Signature Restricted Delivery	\$0.00	
Postage	\$0.63	
\$	\$4.78	
Total Postage and Fees	\$4.78	04/07/2023

Sent To  
 LETA BOB COLEMAN  
 Street and Apt. No., or PO Box No.  
 2010 W. TEXAS ST  
 City, State, ZIP+4®  
 CARLSBAD, NM. 88220

PS Form 3800, April 2015 PSN 7530-02-000-9047 See Reverse for Instructions

7022 3330 0002 0432 3196

**U.S. Postal Service™**  
**CERTIFIED MAIL® RECEIPT**  
 Domestic Mail Only

For delivery information, visit our website at [www.usps.com](http://www.usps.com)®.

Carlsbad, NM 88220

**OFFICIAL USE**

Certified Mail Fee	\$4.15	0615
\$	\$0.00	23
Extra Services & Fees (check box, add fee as appropriate)		
<input type="checkbox"/> Return Receipt (hardcopy)	\$0.00	
<input type="checkbox"/> Return Receipt (electronic)	\$0.00	
<input type="checkbox"/> Certified Mail Restricted Delivery	\$0.00	
<input type="checkbox"/> Adult Signature Required	\$0.00	
<input type="checkbox"/> Adult Signature Restricted Delivery	\$0.00	
Postage	\$0.63	
\$	\$4.78	
Total Postage and Fees	\$4.78	04/07/2023

Sent To  
 JULIE ANN TILLER  
 Street and Apt. No., or PO Box No.  
 110 S. 4th ST  
 City, State, ZIP+4®  
 CARLSBAD, NM 88220

PS Form 3800, April 2015 PSN 7530-02-000-9047 See Reverse for Instructions

7022 3330 0002 0432 3134

**U.S. Postal Service™**  
**CERTIFIED MAIL® RECEIPT**  
 Domestic Mail Only

For delivery information, visit our website at [www.usps.com](http://www.usps.com)®.

Carlsbad, NM 88220

**OFFICIAL USE**

Certified Mail Fee	\$4.15	0615
\$	\$0.00	23
Extra Services & Fees (check box, add fee as appropriate)		
<input type="checkbox"/> Return Receipt (hardcopy)	\$0.00	
<input type="checkbox"/> Return Receipt (electronic)	\$0.00	
<input type="checkbox"/> Certified Mail Restricted Delivery	\$0.00	
<input type="checkbox"/> Adult Signature Required	\$0.00	
<input type="checkbox"/> Adult Signature Restricted Delivery	\$0.00	
Postage	\$0.63	
\$	\$4.78	04/07/2023
Total Postage and Fees		

Sent To  
 Leane & Evan Coun  
 Street and Apt. No., or PO Box No.  
 PO BOX 883  
 City, State, ZIP+4®  
 Carlsbad NM 88220

PS Form 3800, April 2015 PSN 7530-02-000-9047 See Reverse for Instructions

7022 3330 0002 0432 3158

**U.S. Postal Service™**  
**CERTIFIED MAIL® RECEIPT**  
 Domestic Mail Only

For delivery information, visit our website at [www.usps.com](http://www.usps.com)®.

Carlsbad, NM 88220

**OFFICIAL USE**

Certified Mail Fee	\$4.15	0615
\$	\$0.00	23
Extra Services & Fees (check box, add fee as appropriate)		
<input type="checkbox"/> Return Receipt (hardcopy)	\$0.00	
<input type="checkbox"/> Return Receipt (electronic)	\$0.00	
<input type="checkbox"/> Certified Mail Restricted Delivery	\$0.00	
<input type="checkbox"/> Adult Signature Required	\$0.00	
<input type="checkbox"/> Adult Signature Restricted Delivery	\$0.00	
Postage	\$0.63	
\$	\$4.78	04/07/2023
Total Postage and Fees		

Sent To  
 Patricia Fuentes  
 Street and Apt. No., or PO Box No.  
 2031 W. Texas St  
 City, State, ZIP+4®  
 Carlsbad, NM, 88220

PS Form 3800, April 2015 PSN 7530-02-000-9047 See Reverse for Instructions

7022 3330 0002 0432 3172

**U.S. Postal Service™**  
**CERTIFIED MAIL® RECEIPT**  
 Domestic Mail Only

For delivery information, visit our website at [www.usps.com](http://www.usps.com)®.

Carlsbad, NM 88220

**OFFICIAL USE**

Certified Mail Fee	\$4.15	0615
\$	\$0.00	23
Extra Services & Fees (check box, add fee as appropriate)		
<input type="checkbox"/> Return Receipt (hardcopy)	\$0.00	
<input type="checkbox"/> Return Receipt (electronic)	\$0.00	
<input type="checkbox"/> Certified Mail Restricted Delivery	\$0.00	
<input type="checkbox"/> Adult Signature Required	\$0.00	
<input type="checkbox"/> Adult Signature Restricted Delivery	\$0.00	
Postage	\$0.63	
\$	\$4.78	04/07/2023
Total Postage and Fees		

Sent To  
 Herbert Whiting  
 Street and Apt. No., or PO Box No.  
 112 S. 4th St  
 City, State, ZIP+4®  
 Carlsbad, NM, 88220

PS Form 3800, April 2015 PSN 7530-02-000-9047 See Reverse for Instructions

7022 3330 0002 0432 3141

**U.S. Postal Service™**  
**CERTIFIED MAIL® RECEIPT**  
 Domestic Mail Only

For delivery information, visit our website at [www.usps.com](http://www.usps.com)®.

Carlsbad, NM 88220

**OFFICIAL USE**

Certified Mail Fee	\$4.15	0615
\$	\$0.00	23
Extra Services & Fees (check box, add fee as appropriate)		
<input type="checkbox"/> Return Receipt (hardcopy)	\$0.00	
<input type="checkbox"/> Return Receipt (electronic)	\$0.00	
<input type="checkbox"/> Certified Mail Restricted Delivery	\$0.00	
<input type="checkbox"/> Adult Signature Required	\$0.00	
<input type="checkbox"/> Adult Signature Restricted Delivery	\$0.00	
Postage	\$0.63	
\$	\$4.78	04/07/2023
Total Postage and Fees		

Sent To  
 Manuel Hernandez Morales  
 Street and Apt. No., or PO Box No.  
 2024 W. Texas St  
 City, State, ZIP+4®  
 Carlsbad NM 88220

PS Form 3800, April 2015 PSN 7530-02-000-9047 See Reverse for Instructions

7022 3330 0002 0432 3165

**U.S. Postal Service™**  
**CERTIFIED MAIL® RECEIPT**  
 Domestic Mail Only

For delivery information, visit our website at [www.usps.com](http://www.usps.com)®.

Carlsbad, NM 88220

**OFFICIAL USE**

Certified Mail Fee	\$4.15	0615
\$	\$0.00	23
Extra Services & Fees (check box, add fee as appropriate)		
<input type="checkbox"/> Return Receipt (hardcopy)	\$0.00	
<input type="checkbox"/> Return Receipt (electronic)	\$0.00	
<input type="checkbox"/> Certified Mail Restricted Delivery	\$0.00	
<input type="checkbox"/> Adult Signature Required	\$0.00	
<input type="checkbox"/> Adult Signature Restricted Delivery	\$0.00	
Postage	\$0.63	
\$	\$4.78	04/07/2023
Total Postage and Fees		

Sent To  
 Wm & Anna Smith  
 Street and Apt. No., or PO Box No.  
 122 S. 4th St  
 City, State, ZIP+4®  
 Carlsbad NM 88220

PS Form 3800, April 2015 PSN 7530-02-000-9047 See Reverse for Instructions

7022 3330 0002 0432 3169

**U.S. Postal Service™**  
**CERTIFIED MAIL® RECEIPT**  
 Domestic Mail Only

For delivery information, visit our website at [www.usps.com](http://www.usps.com)®.

Carlsbad, NM 88220

**OFFICIAL USE**

Certified Mail Fee	\$4.15	0615
\$	\$0.00	23
Extra Services & Fees (check box, add fee as appropriate)		
<input type="checkbox"/> Return Receipt (hardcopy)	\$0.00	
<input type="checkbox"/> Return Receipt (electronic)	\$0.00	
<input type="checkbox"/> Certified Mail Restricted Delivery	\$0.00	
<input type="checkbox"/> Adult Signature Required	\$0.00	
<input type="checkbox"/> Adult Signature Restricted Delivery	\$0.00	
Postage	\$0.63	
\$	\$4.78	04/07/2023
Total Postage and Fees		


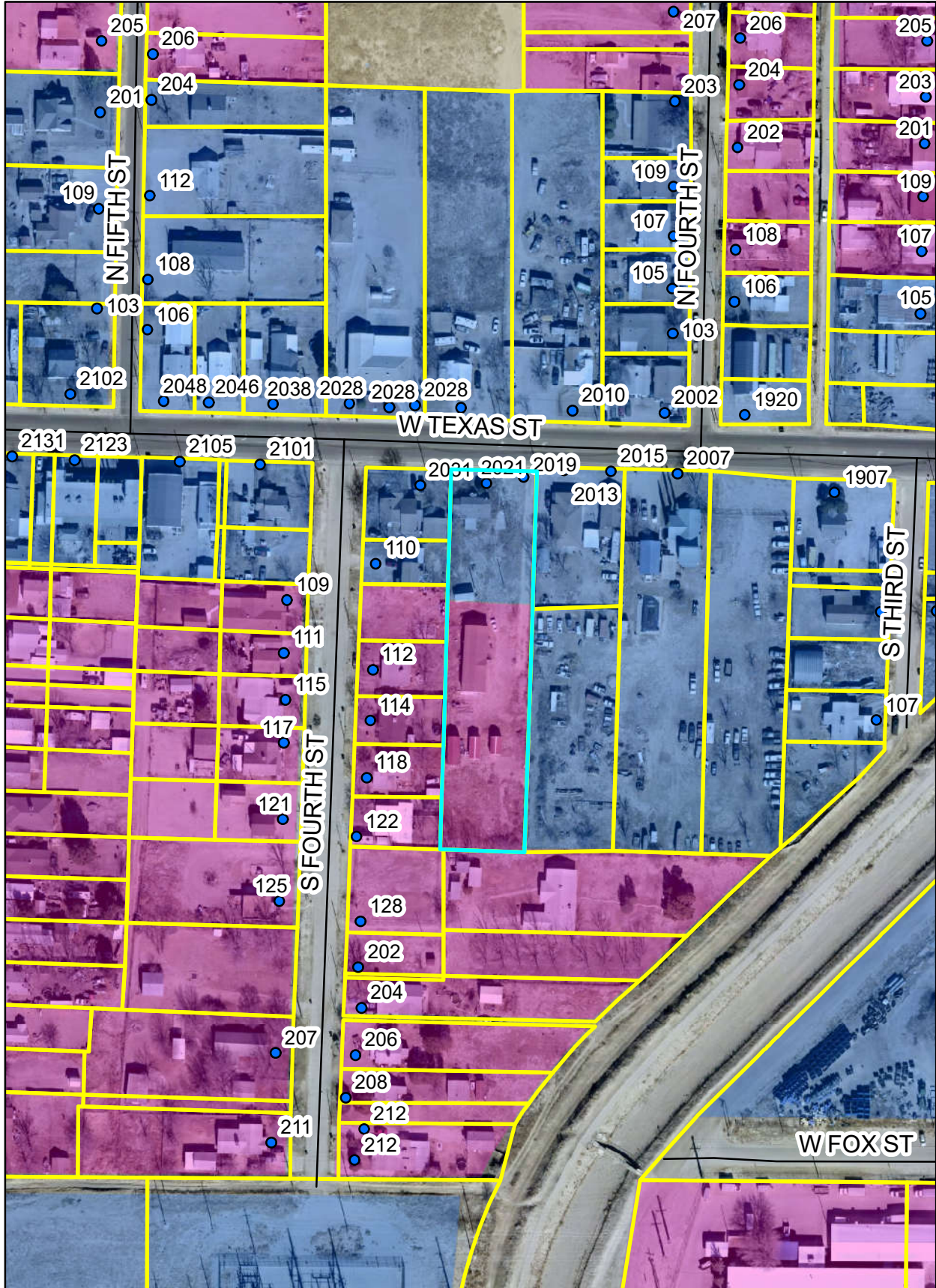
Sent To  
 Pat & Sherry Bowman  
 Street and Apt. No., or PO Box No.  
 2001 W. Texas St  
 City, State, ZIP+4®  
 Carlsbad, NM 88220

PS Form 3800, April 2015 PSN 7530-02-000-9047 See Reverse for Instructions




# Zone Change - 2019 W. Texas St. - C-2 to R-1

4/21/2023



### Legend


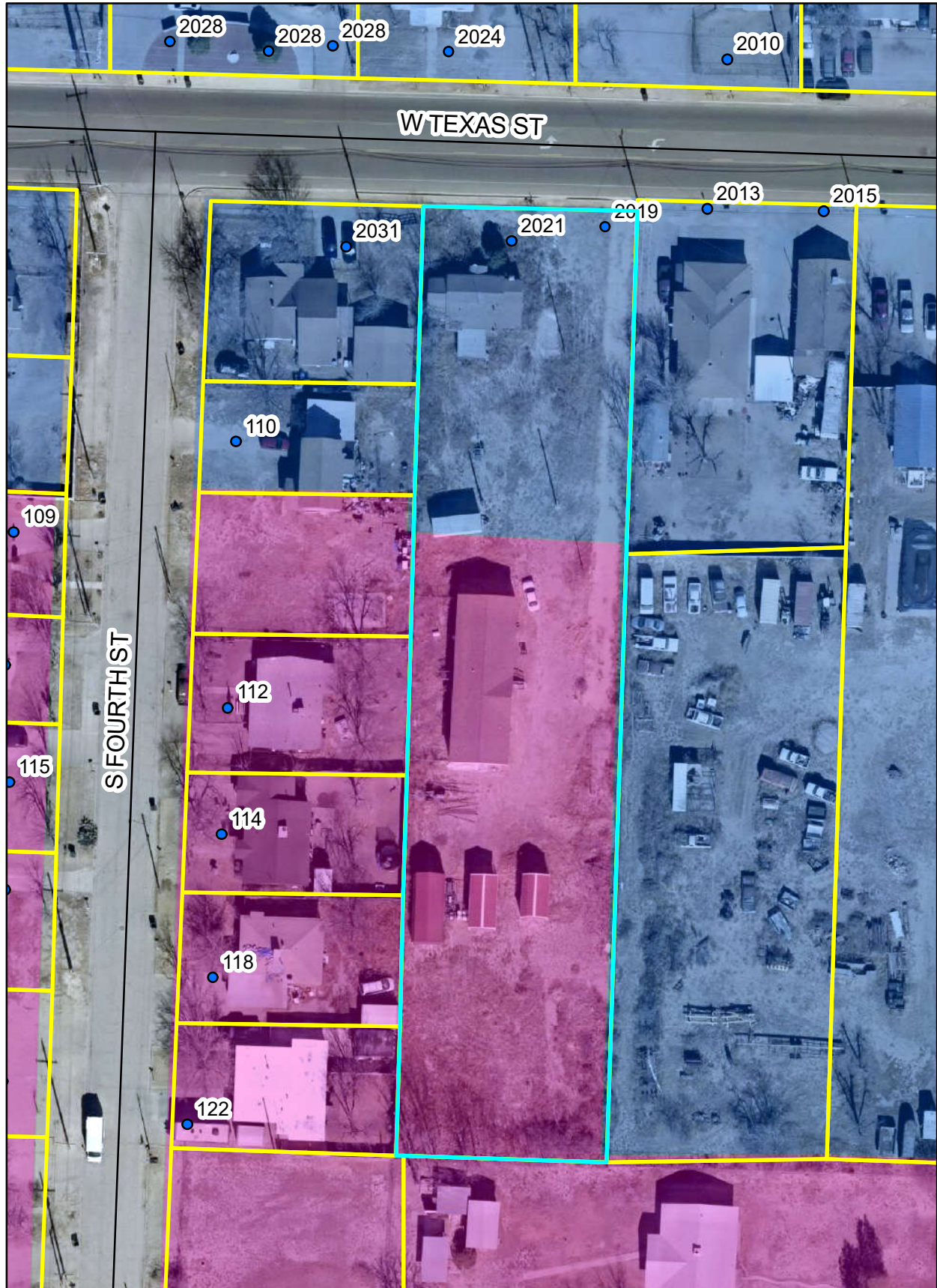
- C-1 (orange)
- R-2 (light green)
- PUD (yellow)
- R-R (green)
- R-1 (pink)
- I (light blue)
- C-2 (blue)






# Zone Change - 2019 W. Texas St. - C-2 to R-1

4/21/2023



### Legend

	C-1		R-2		PUD
	R-R		R-1		I
			C-2		



CITY OF CARLSBAD

AGENDA BRIEFING MEMORANDUM

Council Meeting Date: June 13, 2023

<b>DEPARTMENT:</b> Legal	<b>BY:</b> Denise Madrid Boyea <span style="color: blue; font-size: 1.5em; vertical-align: middle;">DB</span>	<b>DATE:</b> June 7, 2023
<b>SUBJECT:</b> Proposed Resolution requiring the removal of the rubbish, wreckage, debris at 1107 & 1109 N. Spring St.		
<b>BACKGROUND, ANALYSIS AND IMPACT:</b> (Safety and Welfare/Financial/Personnel/Infrastructure/etc.) The property commonly known as 1107 & 1109 N. Spring St. is in a residential neighborhood near the intersection of Pierce and Mesa Streets. There appears to be an occupied structure on the property and a large amount of junk, debris, furniture, boxes and grass cuttings on the property. The Eddy County Assessor's Office lists Monica R. Ernyey as owning or having an interest in the property. The Assessor's records lists her address as 1109 N. Spring St., Carlsbad, NM 88220. Code enforcement has been to the property. A Notice of Violation was mailed by certified mail to the owner on March 24, 2023 and April 11, 2023. The property has been inspected by the City Code Enforcement Office and the Fire Chief. They found that the property remains out of compliance with applicable code and appears similar to a junkyard. The Fire Chief found that the property presents an extreme fire hazard for responding firefighters and emergency personnel and recommends the property be cleaned and the weeds, trash and debris be removed. A resolution has been prepared which, if adopted, would require the property owner to remove all ruins, rubbish, wreckage, debris and/or weeds from the property within thirty days of the service of the resolution. On June 7, 2023, a certified letter was sent to Monica R. Ernyey at the address on the records of the County, which invited her to attend the meeting and speak with Council about the property.		
<b>DEPARTMENT RECOMMENDATION:</b> Adopt the proposed resolution.		
<b>BOARD/COMMISSION/COMMITTEE ACTION:</b> N/A		
<input type="checkbox"/> P & Z <input type="checkbox"/> Museum Board <input type="checkbox"/> Library Board	<input type="checkbox"/> Lodgers Tax Board <input type="checkbox"/> San Jose Board <input type="checkbox"/> North Mesa Board	<input type="checkbox"/> Cemetery Board <input type="checkbox"/> Water Board <input type="checkbox"/> _____ Committee
		<input type="checkbox"/> APPROVED <input type="checkbox"/> DISAPPROVED

**Reviewed by:**  
**City Administrator** /s/John Lowe

**Date:** 06-08-2023

**ATTACHMENT(S):**  
 Proposed Resolution with Attachments  
 Photographs  
 Letter to Monica R. Ernyey dated June 7, 2023

**RESOLUTION NO. 2023-29**

**A RESOLUTION FINDING 1107 & 1109 N. SPRING ST TO BE COVERED WITH RUINS, RUBBISH, WRECKAGE, DEBRIS, AND/OR WEEDS AND REQUIRING THE REMOVAL OF THE RUINS, RUBBISH, WRECKAGE, DEBRIS, AND/OR WEEDS**

WHEREAS, the records of the Eddy County Assessor's Office show **Monica R. Ernyey** to be the owners of or to have an interest in the property commonly known as **1107 & 1109 N. Spring St.**, Carlsbad, Eddy County, New Mexico, and more particularly described as:

Subd: SCARBOROUGH Lot: 3 Block: 205 E 123'

hereinafter referred to as "Property", and

WHEREAS, the Property has been inspected by the Carlsbad Code Enforcement Officer and the City Fire Chief; and

WHEREAS, the Code Enforcement Officer and the Fire Chief found that the Property has not been adequately maintained; and

WHEREAS, the Property contains a large amount of ruins, rubbish, wreckage, and/or debris, and some weeds; and

WHEREAS, the Property is in an unsafe condition and constitutes a hazard to the surrounding properties, residents and passersby; and

WHEREAS, the Code Enforcement Officer found that the specific violations, under Code of Ordinances of the City of Carlsbad, at the Property include, but are not limited to those listed on the attached Exhibit "A"; and

WHEREAS, the City Fire Chief has inspected the Property and found that the specific violations at the Property under Fire Code include, but are not limited to those listed on the attached Exhibit "B"; and

WHEREAS, the Property and all ruins, rubbish, wreckage, debris, and weeds are a menace to the public comfort, health, peace, and safety and require removal forthwith;

NOW THEREFORE, BE IT RESOLVED by the Governing Body of the City of Carlsbad, Eddy County, New Mexico that:

1. A copy of this Resolution shall be served on the record owner, as shown by the real estate records of the County Clerk, occupants, or agents in charge of the Property. Such service shall be in person if such a person can be found within the City of Carlsbad, New Mexico after a reasonable search.

2. If a record owner, occupant, or agent in charge of the Property cannot be located within the City of Carlsbad, New Mexico, notice shall be by posting at the Property and by publishing this Resolution one time in a newspaper in general circulation in the City of Carlsbad.

3. Within ten days of either the receipt of a copy of this Resolution or the posting and publishing of this Resolution, the owner, occupant, or agent in charge of the Property shall either:

A. Commence removing all ruins, rubbish, wreckage, debris, and weeds from the premises; or

B. File a written objection with the Carlsbad Municipal Clerk at 101 N. Halagueno, Carlsbad, New Mexico 88220 and request a hearing before the City Council.

4. If a written objection is filed as required, the City Council shall proceed as directed by Chapter 22, Article II of the Code of Ordinances, City of Carlsbad, New Mexico.

**5. The removal of the ruins, rubbish, wreckage, debris, and weeds shall:**

**A. Begin immediately;**

**B. Proceed properly and with diligence; and**

**C. Be completed in a timely manner;**

**D. BUT IN NO CASE SHALL SUCH WORK TAKE LONGER THAN THIRTY (30) DAYS FROM THE DATE THE RESOLUTION WAS SERVED UNLESS THE CARLSBAD CITY COUNCIL CONSENTS IN WRITING TO AN EXTENSION.**

6. Any removal of the ruins, rubbish, wreckage, debris, or weeds shall leave the property from which the materials have been removed in a clean, level, and safe condition, suitable for further occupancy or construction and with all excavations filled.

7. If the owner, occupant, or agent in charge does not commence the removal of the stated items, and if no written objection is filed as required, or if the removal of the stated items is not completed in a timely manner, the City may remove the ruins, rubbish, wreckage, debris, and/or weeds at the cost and expense of the owner.

8. The reasonable cost of such a removal shall constitute a lien against the ruins, rubbish, wreckage, debris, and/or weeds so removed and against the lot or parcel of land from which it was removed.

9. The City Clerk shall make out, sign, attest, file, and record in the office of the Eddy County Clerk's Office, a claim of lien upon the described premises.



10. The lien shall bear interest at the rate of twelve percent (12%) per annum from the date of filing until paid, together with reasonable attorney's fees for the foreclosure of the same. The lien shall be foreclosed in any manner proved by an applicable state lien foreclosure law.

INTRODUCED, PASSED, ADOPTED, AND APPROVED this 13<sup>th</sup> day of June, 2023.

DALE JANWAY, MAYOR

ATTEST:

NADINE MIRELES, CITY CLERK



CITY OF CARLSBAD

Planning, Engineering, and Regulation Department

114 S. Halagueno, PO Box 1569

Carlsbad, New Mexico 88220

Phone (575) 885-1185, Fax (575) 628-8379

CODE ENFORCEMENT REPORT

Case Number: CE- 23 - 82
Date of Complaint: 03/18/2023
Complaint Taken By: M. DEVLIN
Complainant Name: ANONYMOUS/ MESSAGE
Phone Number:

Complaint Location: 1107, 1109 N. SPRING STREET

Details of Complaint: JUNK AND DEBRIS ON PROPERTY.

Primary Structure: Residential, Commercial, Occupied, Vacant, Secured, Unsecured, No structure on property
Photographs Taken (attach): Yes, No
CE District: North, South

Narrative: I received phone calls and messages about this property from anonymous people in the neighborhood. There is furniture and boxes and debris throughout the property. No one has made an attempt to contact me regarding the issues on the property. The property needs to be cleaned up and brought into compliance.

Disposition of Case:
No Basis for Complaint:
Mailed Notice of Violation/Date: 03/24/2023, 04/11/2023
Door Hanger Notice of Violation/Date:
Verbal Warning/Date:
Referred to Other Agency:
Other:

Code Enforcement Signature: Melissa Devlin
Printed Name: M. Devlin
Date: 05/01/2023

Report Information:
Entered into Database on:
By:
Page \_\_\_ of \_\_\_

**15 CITY OF CARLSBAD**  
Planning, Engineering, and Regulation Department  
**Code Enforcement Division**  
114 S. Halagueno, PO Box 1569  
Carlsbad, New Mexico 88220  
Phone 575.885.1185, Fax 575.628.8379



**NOTICE OF CODE VIOLATION**

Date: 03/24/2023  
Case: CE- 23 - 82  
Address: 1107, 1109 N. SPRING ST.  
Carlsbad, New Mexico 88220

Name and Address of Property Owner or Occupant\*  
**ERNYEY, MONICA R**  
**1109 N SPRING ST**  
**CARLSBAD, NM 88220**

The following violation(s) of the Carlsbad Code of Ordinances have been identified as existing on your property. It is your responsibility, if you have any control over the property, to take immediate action to correct these violation(s), even if you do not actually occupy the property or if the property is occupied by others.

**COMPLETION OF CORRECTIVE ACTION(S) IS REQUIRED NO LATER THAN: 04/03/2023**

**CORRECTIVE ACTION TO BE TAKEN (WHAT YOU SHOULD DO) BEFORE DEADLINE:**  
Please remove All trash, junk and debris from the entire property. Cut, mow or sterilize all the grass and weeds on the property as well. Thank You. Any Question Contact 885-1185, Ext 2238.

**CODE VIOLATED:**  
EXCESS WEEDS - LOTS (CCO 22-64): It shall be unlawful for any owner having charge or control of any lot within the city to permit or maintain on any such lot, including the area located between the property line and the middle of the alley adjacent to the property, and the area located between the property line and the curb, and the area located ten feet outside the property line where there is no curb, any growth of weeds to a greater height than 12 inches, or any accumulation of weeds.


**CODE VIOLATED:**  
CARE OF PREMISES 506 (CCO Sec. 8-53): It shall be unlawful for the owner or occupant of a residential building, structure, or property to utilize the premises of such residential property for the open storage of any abandoned motor vehicle, motor vehicle parts, ice box, refrigerators, stoves, glass, building material, building rubbish or similar items (including, but not limited to weeds, dead trees, trash, garbage, etc.). WASTE STORAGE (CCO 22-03): Any land, within the city, used for open storage of junk, trash or debris is hereby declared to be a public nuisance, and such use of land is prohibited in the city.

**CODE VIOLATED:**  
**THANK YOU!**

Note: Specific details regarding the applicable ordinance may be obtained from the Code Enforcement Division Office listed above. The complete Code of Ordinances may be found on the City of Carlsbad website: [www.cityofcarlsbadnm.com](http://www.cityofcarlsbadnm.com) or in the office of the City Clerk.

The required Corrective Active listed above must be initiated immediately and be completed no later than the deadline. Failure to comply with the Ordinances of the City of Carlsbad is subject to specific actions. If the owner of the property cannot be located or refuses compliance, the City may initiate condemnation procedures under Chapter 22, Article II, of the Carlsbad Code of Ordinances to remedy the violation. Under this procedure the City will file a claim of lien against the premises in the amount of the expenditure by the City to correct each violation. Optionally, the City may seek a judgment in Municipal Court for the maximum penalty allowed by ordinance for violation of municipal ordinances. Unless a lesser maximum penalty or a specific penalty is established by ordinance for a particular offense, a fine of not more than \$500 or imprisonment for not more than 90 days, or both, plus court costs, may be imposed by the court.

\*Property and owner information is received from the Eddy County Assessor's Office, Occupant, or City records.

 **M. DEVLIN** **03/24/2023**  
Code Enforcement Signature Printed Name Date

15 CITY OF CARLSBAD  
Planning, Engineering, and Regulation Department  
Code Enforcement Division  
114 S. Halagueno, PO Box 1569  
Carlsbad, New Mexico 88220  
Phone 575.885.1185, Fax 575.628.8379



**NOTICE OF CODE VIOLATION**

Date: 04/11/2023  
Case: CE- 23 - 82  
Address: 1107,1109 N SPRING ST.  
Carlsbad, New Mexico 88220

Name and Address of Property Owner or Occupant\*  
ERNYEY, MONICA R  
1109 N SPRING ST.  
CARLSBAD, NM 88220

**FINAL NOTICE**

The following violation(s) of the Carlsbad Code of Ordinances have been identified as existing on your property. It is your responsibility, if you have any control over the property, to take immediate action to correct these violation(s), even if you do not actually occupy the property or if the property is occupied by others.

**COMPLETION OF CORRECTIVE ACTION(S) IS REQUIRED NO LATER THAN: 04/21/2023**

**CORRECTIVE ACTION TO BE TAKEN (WHAT YOU SHOULD DO) BEFORE DEADLINE:**  
Please remove All trash, junk and debris from the ENTIRE property. Cut mow or sterilize all grass and weeds on the property, and remove the trailer from the property as well. This is your final notice before a condemnation will be submitted. Thank You. Any Question Contact 885-1185, Ext 2238.

**CODE VIOLATED:**  
EXCESS WEEDS - LOTS (CCO 22-64): It shall be unlawful for any owner having charge or control of any lot within the city to permit or maintain on any such lot, including the area located between the property line and the middle of the alley adjacent to the property, and the area located between the property line and the curb, and the area located ten feet outside the property line where there is no curb, any growth of weeds to a greater height than 12 inches, or any accumulation of weeds.

**CODE VIOLATED:**  
CARE OF PREMISES 506 (CCO Sec. 8-53): It shall be unlawful for the owner or occupant of a residential building, structure, or property to utilize the premises of such residential property for the open storage of any abandoned motor vehicle, motor vehicle parts, ice box, refrigerators, stoves, glass, building material, building rubbish or similar items (including, but not limited to weeds, dead trees, trash, garbage, etc.). WASTE STORAGE (CCO 22-03): Any land, within the city, used for open storage of junk, trash or debris is hereby declared to be a public nuisance, and such use of land is prohibited in the city.

**CODE VIOLATED:**  
Sec. 56-70. - Accessory uses and structures.  
Outdoor storage or parking of operable RV's and other operable recreational equipment, including but not limited to, boats, camping trailers, and trailers, provided the RV or other recreational equipment is not placed within the front or side-yard setbacks. An RV or other major recreational equipment may be stored in an enclosed building but may not be stored or in the public right-of-way.

Note: Specific details regarding the applicable ordinance may be obtained from the Code Enforcement Division Office listed above. The complete Code of Ordinances may be found on the City of Carlsbad website: [www.cityofcarlsbadnm.com](http://www.cityofcarlsbadnm.com) or in the office of the City Clerk.

The required Corrective Active listed above must be initiated immediately and be completed no later than the deadline. Failure to comply with the Ordinances of the City of Carlsbad is subject to specific actions. If the owner of the property cannot be located or refuses compliance, the City may initiate condemnation procedures under Chapter 22, Article II, of the Carlsbad Code of Ordinances to remedy the violation. Under this procedure the City will file a claim of lien against the premises in the amount of the expenditure by the City to correct each violation. Optionally, the City may seek a judgment in Municipal Court for the maximum penalty allowed by ordinance for violation of municipal ordinances. Unless a lesser maximum penalty or a specific penalty is established by ordinance for a particular offense, a fine of not more than \$500 or imprisonment for not more than 90 days, or both, plus court costs, may be imposed by the court.

\*Property and owner information is received from the Eddy County Assessor's Office, Occupant, or City records.

M. Devlin M. DEVLIN 04/11/2023  
Code Enforcement Signature Printed Name Date

May 17, 2023 at 11:24:48 AM



May 17, 2023 at 11:24:39 AM



May 17, 2023 at 11:24:24 AM

SIDE DR.  
700



May 17, 2023 at 11:23:44 AM





May 17, 2023 at 11:23:29 AM



May 17, 2023 at 11:23:19 AM





04/24/2023 13:00

LAKE SIDE DR  
700



04/24/2023 12:58



04/24/2023 12:58

# City Of Carlsbad

## Inter-Office Memorandum

Dale Janway Mayor

John Lowe, City Manager

Date: May 17, 2023

To: Denise Madrid Boyea, City Attorney

From: Ken Ahrens, Fire Chief

Re: 1107/1109 Spring St.

---

On May 17, 2023, I inspected a property located at 1107/1109 Spring St. This property presents a fire hazard for responding Firefighters and emergency personnel. I recommend that the property be cleaned up and the weeds, trash, and debris be removed under the following fire codes.

The International Fire Code, 2015 edition states:

### **Section 110 Unsafe Buildings**

**110.1 General.** If during the inspection of a building or structure or any building system, in whole or part, constitutes a clear and inimical threat to human life, safety or health, the fire code official shall issue such notice or orders to remove or remedy the conditions as shall be deemed necessary in accordance with this section and shall refer the building to the building department for any repairs, alterations, remodeling, removing or demolition required.

**110.4 Abatement.** The owner, the owner's authorized agent, operator or occupant of a building or premises deemed unsafe by the fire code official shall abate or cause to be abated or corrected such unsafe conditions either by repair, rehabilitation, demolition, or other approved corrective action.

### **Section 304 Combustible Waste Material**

**304.1 Waste accumulation prohibited.** Combustible waste material creating a fire hazard shall not be allowed to accumulate in buildings or structures or upon premises.

**304.1.1 Waste material.** Accumulations of wastepaper, wood, hay, straw, weeds, litter, or combustible or flammable rubbish of any type shall not be permitted to remain on a roof or in any court, yard, vacant lot, alley, parking lot, open space, or beneath a grandstand, bleacher, pier, wharf, manufactured home, recreational vehicle, or other similar structure.

**304.1.2 Vegetation.** Weeds, grass, vines or other growth that is capable of being ignited and endangering property, shall be cut down and removed by the owner or occupant of the premises.

**304.2 Storage.** Storage of combustible rubbish shall not produce conditions that will create a nuisance or hazard to the public health, safety, or welfare.

**Section 313 Fueled Equipment**


**313.1.1 Removal.** The fire code official is authorized to require removal of fueled equipment from locations where the presence of such equipment is determined by the fire code official to be hazardous.

**Section 315 Miscellaneous Combustible Materials Storage**

**315.3 Outside Storage.** Outside storage of combustible materials shall not be located within 10 feet of a property line.

A handwritten signature in blue ink, appearing to read 'Ken Ahrens', is written over the text of the signature block.

Ken Ahrens, Fire Chief  
Carlsbad Fire Department



DALE JANWAY  
MAYOR

Post Office Box 1569  
Carlsbad, NM 88221-1569  
(575) 887-1191  
1-800-658-2713  
www.cityofcarlsbadnm.com

JOHN N. LOWE  
CITY ADMINISTRATOR

June 7, 2023

Monica R. Ernyey  
1109 N. Spring St.  
Carlsbad, NM 88220

RE: Dangerous Premises at the property known as 1107 & 1109 N. Spring St., Carlsbad, NM

Dear Mr. Florez:


According to the records of the Eddy County Assessor's Office, you are the owner or have an interest in the property commonly known as **1107 & 1109 N. Spring St., Carlsbad, NM**. The property has been inspected by the City Code Enforcement Office and the Fire Chief. They have found the property to be in violation of a number of health, safety, and building laws.

Because of the condition of the property, a Resolution has been prepared requiring the cleaning of the property. The Carlsbad City Council will consider passing that Resolution at its meeting on **Tuesday, June 13, 2023 at 6:00 PM**. That meeting will be held in the Council Chambers in the Janell Whitlock Municipal Complex at 114 S. Halagueno St., Carlsbad, NM. You are encouraged to come to the meeting and speak with Council about the property. A draft of the Resolution is included with this letter.

If the Council adopts the Resolution, you must begin removing the structure, ruins, rubbish, wreckage, debris, and weeds from the property within ten days and complete the work within thirty days. The property must be left in a clean, level, and safe condition, suitable for further occupancy or construction and with all excavations filled. If the work is not done, the City may do the work itself or hire someone to do the work. All reasonable costs to the City for such work will become a lien against the property. The City may then foreclose the lien as allowed by law.

If you have any questions regarding this matter, please contact me at (575) 887-1191, or at the Municipal Building, 101 N. Halagueno, Carlsbad, NM 88220.

Sincerely,

  
Denise Madrid Boyea  
City Attorney

Enclosure

COUNCILORS

Ward 1  
EDDIE T. RODRIGUEZ  
LISA A. ANAYA FLORES

Ward 2  
JEFF FORREST  
J J CHAVEZ

Ward 3  
KARLA NIEMEIER  
JUDI WATERS

Ward 4  
MARK WALTERSCHEID  
WESLEY A. CARTER



# Committee Reports

# Adjourn



June 5, 2023

Mr. John Lowe  
City Administrator  
City of Carlsbad

Dear Mr. Lowe:

The following report is submitted to the City of Carlsbad to update the progress and status of the Carlsbad MainStreet Project for May 2023, per the Downtown Revitalization Services Contract. With this report, MainStreet is enclosing an invoice requesting the monthly allocation from the City of Carlsbad for \$7,500.00 based on the total annual services contract of \$90,000.

**NEW MEXICO MAIN STREET (NMMS) REQUIRED MEETINGS (MAINSTREET EXECUTIVE DIRECTOR):**

- New Mexico MainStreet Roundtable- 5/18 Topic: Engaging the MainStreet Board of Directors
- Meeting with Amy Barnhart, Amy Bell and Julie Blanke for Fall Conference planning

**EXECUTIVE DIRECTOR BOARDS AND COMMITTEES:**

- In addition to MainStreet activities, the Carlsbad MainStreet Executive Director serves on the following boards and committees related to downtown promotion and economic development and attends weekly and monthly meetings to support their priorities and activities:

*Carlsbad Area Art Association, Carlsbad Community Concerts Association, Cavern Theater Task Force, Carlsbad Downtown Lions Club, Pearl of the Pecos Committee, Chamber of Commerce Tourism Council, Chamber of Commerce Non-Profit Council, Chamber of Commerce Age Friendly Council, Eddy County DWI Juneors Fine Arts and Acquisition Committee (FAAV), Juneors Beautification Committee, Anti-Drug and Gang Coalition, Rotary, Chamber of Commerce, City Council, Eddy County Commission, Walter Gerrell's Civic Center Advisory Board, and Carlsbad Department of Development*

**ECONOMIC DEVELOPMENT-MAINSTREET STYLE**

***MainStreet Business/Merchants Economic Vitality***

- Met with Kaci Head, Marketing Director for Pecos Oasis
- Kat & Eynid, along with board member Mary Garwood visited all businesses downtown within the event footprint for CavernFest this year
- Co-hosted "Brunch Me Please!" food truck grand opening in the MainStreet food truck space with the Chamber of Commerce

***Downtown MainStreet Rejuvenation Project***

- The local Keep Carlsbad Beautiful program submitted their annual Clean and Beautiful grant application to the state program and included funding for the remaining benches and trash cans for the district



- Scheduled to have our trees in the district trimmed by the City ahead of our new banners being put up. We have partnered with the Carlsbad Caverns and City of Carlsbad to include some of their banners in the district

### ***MainStreet***

#### ***Board Meeting – 4th Thursday of each month***

- May 23<sup>rd</sup>- Carlsbad MainStreet Board Meeting was held at the Riverside Country Club.
- May 4<sup>th</sup>, 18<sup>th</sup> & 22<sup>nd</sup>- CavernFest Planning Committee Meetings

### ***Pearl of the Pecos***

- Steering Committee Meeting- 5/1
- Sites Southwest Site Visit #2- May 30<sup>th</sup> & 31<sup>st</sup>
- Full report of POP work can be found in April report

### ***City of Carlsbad***

- May 4<sup>th</sup>- Mayors Prayer Breakfast
- May 2<sup>nd</sup>- Civic Center BOD
- May 25<sup>th</sup>- 4<sup>th</sup> of July Planning Meeting

### ***Eddy County***

- Frank Moore has started attending our CavernFest Planning Meetings, the County has been a get support of the event and the planning process
- May 31<sup>st</sup>- Met with Roberta Gonzalez, the newly appointed County Manager

### ***Chamber of Commerce***

- May 3<sup>rd</sup>- Age Friendly Council Meeting

### ***Department of Development***

- May 4<sup>th</sup>- CDOD Members Meeting

## **HAPPENING AT THE MAINSTREET OFFICE**

### ***Staff at the MainStreet office***

- Kat, Eyenid and board president Susan Crockett attended ETS review sessions with NMMS Revitalization Specialist Sean O Shea. During the sessions we identified areas of focus and projects we would like to achieve as an organization within the next 2-5 years
- Kat attended the Leadership New Mexico Meet & Greet with the state Director
- Follow up calls with Amy Barnhart, Amy Bell and Julie Blanke in regards to the state conference to be held in Carlsbad this Fall
- Eyenid received \$2,000 from the New Mexico Resiliency Alliance grant
- Kat attended the 2<sup>nd</sup> session of the PY Foundation Leadership training in partnership with Texas A&M University in Artesia on May 10<sup>th</sup> & 11<sup>th</sup>



### ***Reporting***

- All monthly and quarterly reports have been submitted to the City and County
- Capital Outlay progress report was submitted 5/10 (with reimbursement request)

### ***Speaking Opportunity***

- KCC Community Forum- CavernFest & Downtown Farmers & Makers Market
- Victoria Martinez recorded the Farmers & Makers Market ads for Carlsbad Radio

### **OTHER MAINSTREET ED MEETINGS AND ACTIVITIES:**

- Carlsbad MainStreet is working with Lovington, Artesia, Roswell and Ruidoso to create a "SENM summer events trail". A lot of signature events are within a few weeks of one another and we are working with our state program to come up with advertising materials to showcase the great events that we host in our corner of the state. We have decided on a design and each community is printing up different materials to promote
- In partnership with Carlsbad Chevrolet, we hosted the "Cave City Cinco" Cinco De Mayo Event. This was another great event and partnership in the community to offer free entertainment for attendees. The car and bike show also had a great turn out

### **PROMOTION FOR MAINSTREET and CARLSBAD**

#### ***New Mexico Magazine***

- Full page CavernFest ad in June issue as well as digital and newsletter ads running

#### ***Focus Magazine***

- Ad & Director's write up submitted for Focus on Carlsbad Summer edition

#### ***Texas Monthly***

- CavernFest print ad in June edition & newsletter

#### ***Carlsbad Local***

- Market ads running

#### ***Current-Argus***

- N/A

#### ***Artesia Radio***

- Summer events advertising starting June

#### ***Carlsbad Radio***

- Summer events advertising starting

#### ***KCC Radio***

- Community Forum on CavernFest & Market season

If you have any questions, please feel free to contact me.

Respectfully,

*Kat Davis*

Kat Davis  
Executive Director

