



A G E N D A

Carlsbad City Council Regular Meeting
Janell Whitlock Municipal Complex
114 S. Halagueno Street
Carlsbad, New Mexico

April 25, 2023 at 6:00 p.m.

Invocation – Pledge of Allegiance

1. Approval of Agenda
2. City of Carlsbad Financials – March 2023
3. Routine and Regular Business

All matters under this heading are considered routine by the City Council and will be acted upon in one motion. There will be no separate discussion of these items. If discussion is desired on a particular item, upon request, that item may be removed from the Routine and Regular Business and be considered separately.

- A. **Minutes of the Regular City Council Meeting held on April 11, 2023**
 - B. **City Personnel Report**
 - C. **Contracts and Agreements**
 - 1) Consider Approval of Agreement between the City of Carlsbad and EMSRx LLC for the Provision of Medical Director Services for the Carlsbad Fire Department and Carlsbad Police Department
 - 2) Consider Approval of Agreement between the City of Carlsbad and Salado Isolation Mining Contractors, LLC for the use of the Carlsbad Shooting Range
 - D. **Monthly Reports**
 - 1) Community Development Department March 2023
 - 2) Municipal Court Department March 2023
 - 3) Municipal Services Department March 2023
 - 4) Transportation and Facilities Department March 2023
 - E. **Board Appointments**
 - 1) North Mesa Senior Recreation Center Advisory Board appoint John Caraway remainder two-year term
4. Consider Approval of submission of an Energy Efficiency and Conservation Block Grant Application to the US Department of Energy for Lighting upgrades at the Bob Forrest Youth Sports Complex

5. Consider Approval of an appeal of the decision by the Planning and Zoning Commission to grant a Variance to the resident at 1108 Tracy Place to park a recreation vehicle (boat) within the required front setback Appellant: John Bowen
6. Consider Approval of Resolution 2023-17, a Resolution declaring certain City Property Unusable or Obsolete
7. Consider Approval of Resolution 2023-18, a Resolution requiring the removal of the ruined, damaged or dilapidated buildings or structure, wreckage and debris at 104 S Third Street Owner: Jimmy Wilcox
8. Consider Approval of Resolution 2023-19, a Resolution requiring the removal of the ruins, rubbish, wreckage, debris or weeds at 204 S Maple Street Owners: Raymundo Saiz and Manuela Saiz
9. Council Committee Reports
10. Adjourn



FOR INFORMATION ONLY

Agendas and City Council minutes are available on the City web site: cityofcarlsbadnm.com or may be viewed in the Office of the City Clerk during normal and regular business hours.

CARLSBAD CITY COUNCIL MEETING SCHEDULE

- Regular Meeting - Tuesday, May 9, 2023 at 6:00 p.m.
- Regular Meeting – Tuesday, May 23, 2023 at 6:00 p.m

If you require hearing interpreter, language interpreters or auxiliary aids in order to attend and participate in the above meeting, please contact the City Administrator's office at (575) 887-1191 at least 48 hours prior to the scheduled meeting time.

City of Carlsbad, NM

Financial Reports

FY23-09

For: July 2022 – March 2023

Table of Contents

- 1. Bank Reconciliation**
- 2. Summary of Fund Position**
- 3. Revenues**
- 4. Revenues – Gross Receipts Tax**
- 5. Transfers**
- 6. Labor**
- 7. Operations**
- 8. Capital & Project Central**
- 9. Promotional Lodgers' Tax Aging Schedule**
- 10. Municipal Court Summary**
- 11. Debt Service**
- 12. YTD Budget Report**
- 13. Check Register for Current Period ONLY**
- 14. Vendor Fiscal Year Summary**

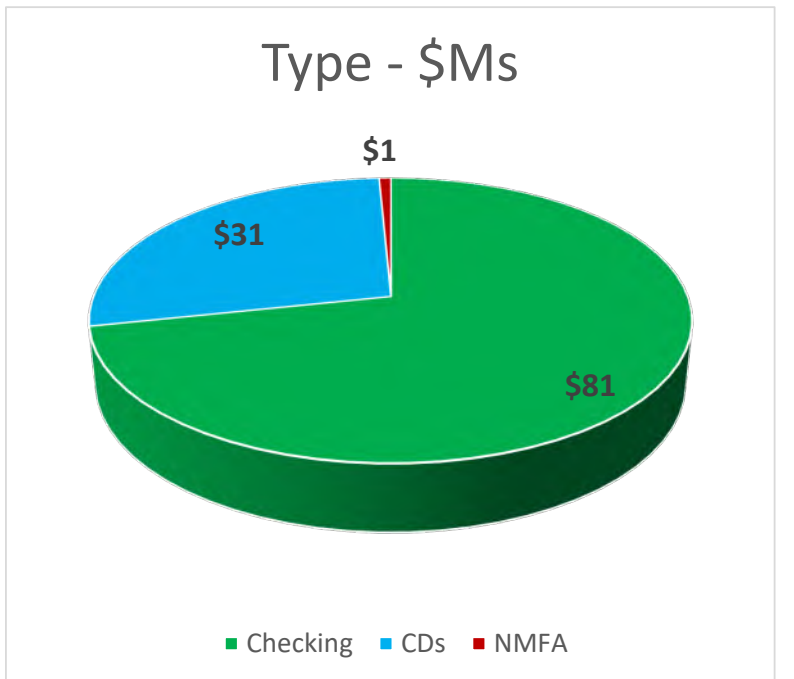
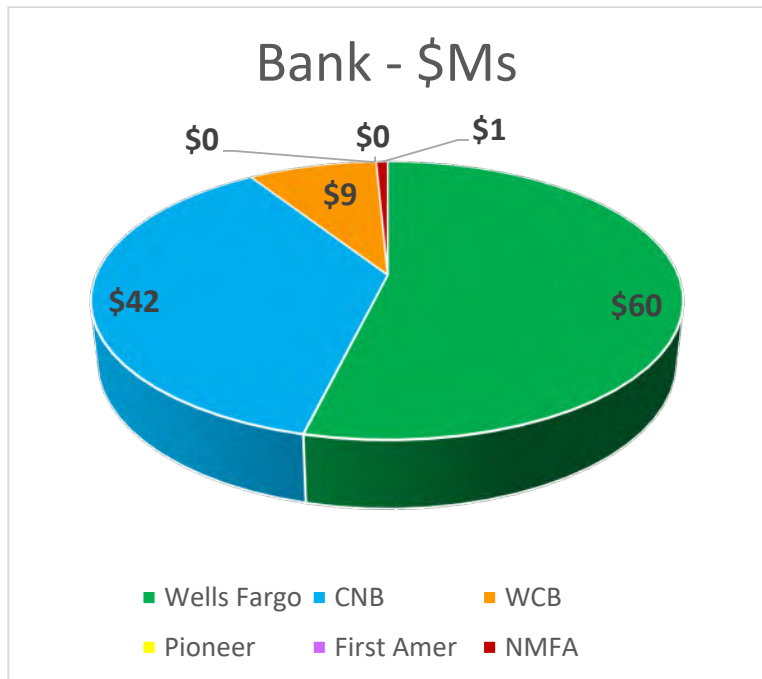
1. Bank Reconciliation

City of Carlsbad
 Reconciled Cash
 FY23-09 - March

Bank Statements				
	Per Bank	Outstanding	Adjustments	Book Balance
Wells Fargo				
General & Misc. - 10100	61,369,854.26	(923,055.78)	-	60,446,798.48
Western Commerce Bank				
Construction - 10200	8,388,513.58	(80,497.04)	-	8,308,016.54
CDs	1,065,053.34	-	-	1,065,053.34
	9,453,566.92	(80,497.04)	-	9,373,069.88
Carlsbad National Bank				
Workers Comp - 10300	14,741.90	(4,741.90)	-	10,000.00
Health Insurance - 10310	2,344,259.13	1,135.20	-	2,345,394.33
Payroll - 10320	116,352.55	(93,031.45)	-	23,321.10
Municipal Court - 10330	19,888.81	-	-	19,888.81
Debt Service - 10340	9,304,914.54	-	-	9,304,914.54
CDBG Grant - 10250	45,510.16	-	-	45,510.16
CDs	29,913,157.03	-	-	29,913,157.03
	41,758,824.12	(96,638.15)	-	41,662,185.97
Pioneer Bank				
CDs	-	-	-	-
First American Bank				
CDs	-	-	-	-
	112,582,245.30	(1,100,190.97)	-	111,482,054.33

NMFA Loans		Statement	Adjustment	Book Balance
Loan 11 - DW-2867 - Water Project - 11200	1020 - Cash - Debt Servicing	841,436.89	-	841,436.89
Loan 13 - New SW Grappler Truck - 11300	1020 - Cash - Debt Servicing	-	-	-
Loan 13 - New SW Grappler Truck - 11301	2011 - Debt Service Escrow	-	-	-
Loan 15 - Sports Complex - 11400	1020 - Cash - Debt Service	-	-	-
Loan 22 - Gen Cap Bond - 11100	1020 - Cash - Debt Servicing	-	-	-
Loan 22 - Gen Cap Bond - 11101	2020 - Program Funds	-	-	-
		841,436.89	-	841,436.89

Total **112,323,491.22**



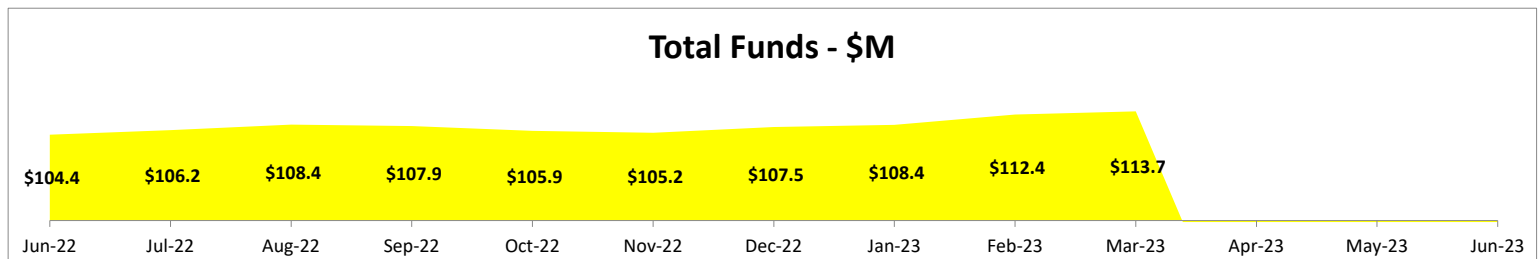
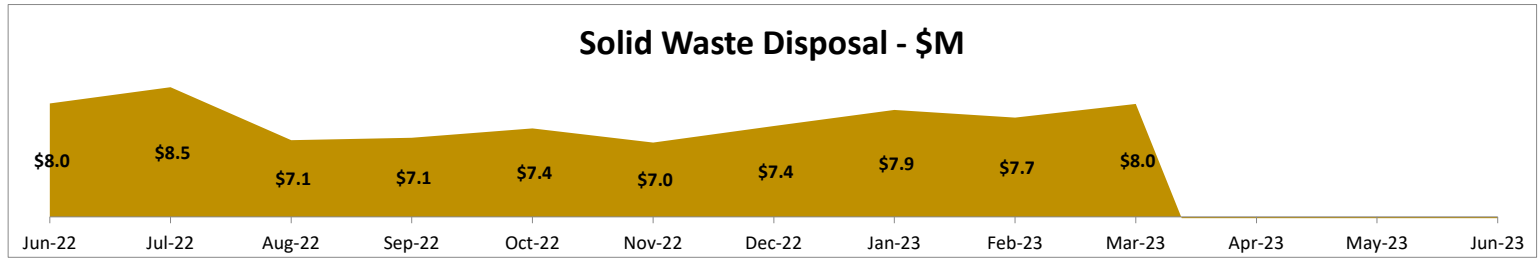


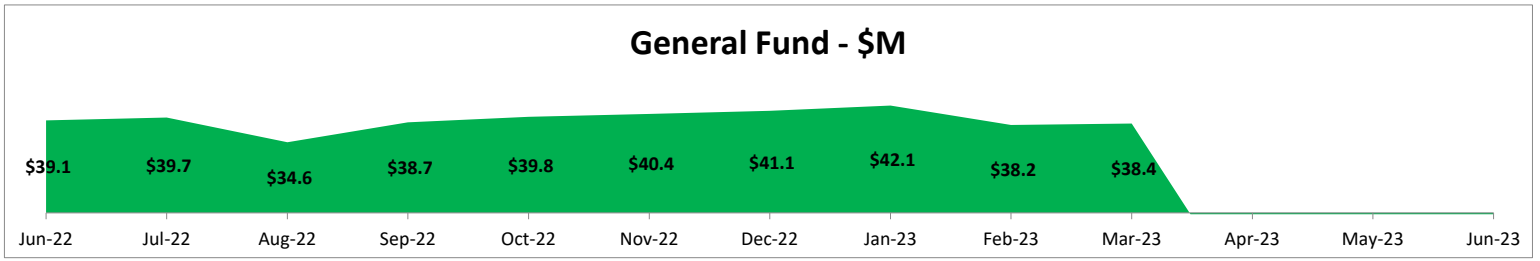
City of Carlsbad
 Certificates of Deposit
 FY23-09 - March

Bank	CD #	Fund	Fund Name	Fund Type	June	July	August	September	October	November	December	January	February	March	YTD Interest
Carlsbad National Bank	6813455	101	General Fund	General	575,610.61	576,041.14	576,041.14	576,041.14	576,476.72	576,476.72	576,476.72	576,912.63	576,912.63	576,912.63	1,302.02
Carlsbad National Bank	6814010	101	General Fund	General	213,533.10	213,533.10	213,533.10	213,694.57	213,694.57	213,694.57	213,854.40	213,854.40	213,854.40	215,040.85	1,507.75
Carlsbad National Bank	6815114	101	General Fund	General	4,020,566.05	4,023,072.02	4,023,072.02	4,023,072.02	4,038,117.21	4,038,117.21	4,038,117.21	4,053,218.66	4,053,218.66	4,053,218.66	32,652.61
Carlsbad National Bank	6815236	101	General Fund	General	314,164.81	315,496.35	315,496.35	315,496.35	316,848.23	316,848.23	316,848.23	318,205.90	318,205.90	318,205.90	4,041.09
Carlsbad National Bank	6815264	101	General Fund	General				9,025,932.26	9,025,932.26	9,025,932.26	9,106,268.00	9,106,268.00	9,106,268.00	9,186,428.11	160,495.85
Carlsbad National Bank	6815295	101	General Fund	General								928,000.00	928,000.00	928,000.00	-
Carlsbad National Bank	6814016	220	Landfill-Reserve	Capital	1,312,683.77	1,312,683.77	1,312,683.77	1,313,676.37	1,313,676.37	1,313,676.37	1,319,571.72	1,319,571.72	1,319,571.72	1,325,428.45	12,744.68
Carlsbad National Bank	6815227	220	Landfill-Reserve	Capital	682,426.42	682,426.42	682,426.42	685,090.84	685,090.84	685,090.84	687,736.59	687,736.59	687,736.59	690,363.37	7,936.95
Carlsbad National Bank	6815265	220	Landfill-Reserve	Capital				952,917.04	952,917.04	952,917.04	961,398.52	961,398.52	961,398.52	969,861.46	16,944.42
Carlsbad National Bank	6815296	220	Landfill-Reserve	Capital								957,000.00	957,000.00	957,000.00	-
Carlsbad National Bank	6815173	400	Disaster Preparedness	Insurance	1,003,737.08	1,003,737.08	1,004,496.07	1,004,496.07	1,004,496.07	1,005,255.63	1,005,255.63	1,005,255.63	1,006,015.77	1,006,015.77	2,278.69
Carlsbad National Bank	6813454	700	Water & Sewer	Enterprise	313,969.48	314,204.31	314,204.31	314,204.31	314,441.90	314,441.90	314,441.90	314,679.67	314,679.67	314,679.67	710.19
Carlsbad National Bank	6815235	700	Water & Sewer	Enterprise	360,569.86	362,098.08	362,098.08	362,098.08	363,649.65	363,649.65	363,649.65	365,207.86	365,207.86	365,207.86	4,638.00
Carlsbad National Bank	6814992	900	Permanent W&S	Agency	1,008,197.64	1,010,082.83	1,010,082.83	1,010,082.83	1,011,992.30	1,011,992.30	1,011,992.30	1,013,905.38	1,013,905.38	1,013,905.38	5,707.74
Carlsbad National Bank	6815297	900	Permanent W&S	Agency								3,973,760.11	3,973,760.11	3,973,760.11	-
Carlsbad National Bank	6815195	900	Permanent W&S	Agency	3,979,929.27	3,982,906.04	3,982,906.04	3,982,906.04	4,000,976.43	4,000,976.43	4,000,976.43	4,019,128.81	4,019,128.81	4,019,128.81	39,199.54
					13,785,388.09	13,796,281.14	13,797,040.13	23,779,707.92	23,818,309.59	23,819,069.15	23,916,587.30	29,814,103.88	29,814,864.02	29,913,157.03	290,159.53
Western Commerce Bank	2013661	101	General Fund	General	1,049,344.10	1,049,344.10	1,054,554.60	1,054,554.60	1,054,554.60	1,059,790.97	1,059,790.97	1,059,790.97	1,065,053.34	1,065,053.34	15,709.24
					2,052,047.77	2,052,047.77	2,059,229.61	2,059,229.61	2,059,229.61	2,066,441.20	2,066,441.20	2,066,441.20	1,065,053.34	1,065,053.34	15,709.24
TOTAL					19,557,459.19	19,568,352.24	19,576,293.07	29,568,740.34	29,607,342.01	29,615,313.16	29,722,636.49	35,620,153.07	34,624,377.26	30,978,210.37	330,305.34

2. Summary of Fund Position

City of Carlsbad
Fund Position
FY23-09 - March

					FY23								
					Transfers		Costs				Revenue & Tran	Change in	Ending
Fund	1	Fund Name		Beginning Fund	Revenues	Increase (Decrease)	Labor	Ops	Capital	Total	<Less> Costs	Reserve/AP	Fund
General Fund	101	1-101	General Fund	39,050,893	47,965,869	(6,224,777)	31,535,113	8,488,614	2,387,620	42,411,346	(670,254)	9,262	38,389,901
	102	1-102	Payroll	24,195	-	-	-	-	-	-	-	287	24,482
Capital Funds	200	1-200	GRT Capital Outlay	1,554,915	3,384,697	(3,458,098)	-	137,648	68,903	206,551	(279,952)	-	1,274,963
	201	1-201	Capital Projects	1,312,104	510,519.87	-	-	-	581,054	581,054	(70,534)	-	1,241,570
	202	1-202	Airport Improvements	87,066	902,422	300,000	-	-	36,148	36,148	1,166,273	-	1,253,340
	220	1-220	Landfill-Reserve	5,104,278	159,069	111,000	-	-	-	-	270,069	-	5,374,347
	230	1-230	Landfill-Closure	567,058	-	-	-	27,279	-	27,279	(27,279)	-	539,779
	240	1-240	Landfill-Construction	3,585,585	-	1,000,000	-	1,112,636	-	1,112,636	(112,636)	-	3,472,950
Special Revenue Funds	300	1-300	Sports Complex	1,133,371	1,804,332	20,296	475,191	366,275	4,086	845,552	979,077	-	2,112,447
	320	1-320	Streets Improvement	6,154,080	1,344,754	-	-	35,271	4,415,605	4,450,877	(3,106,122)	-	3,047,958
	350	1-350	Local Government Correction	607,284	547,069	-	-	289,275	-	289,275	257,794	(822)	864,256
	360	1-360	Cannabis Revenue Fund	34,054	264,826	-	-	4,719	-	4,719	260,107	-	294,161
Insurance Funds	400	1-400	Disaster Preparedness	2,751,295	2,279	-	-	1,500,000	-	1,500,000	(1,497,721)	-	1,253,574
	401	1-401	Insurance	1,066,629	61,662	1,000,000	-	1,274,976	-	1,274,976	(213,314)	-	853,315
	402	1-402	Workers' Compensation	397,498	1,905	1,250,000	-	555,249	-	555,249	696,656	-	1,094,153
	420	1-420	Health Insurance	2,482,393	4,602,038	(1,534,945)	-	3,204,092	-	3,204,092	(136,998)	-	2,345,394
Grant Funds	500	1-500	Fire Protection	1,138,528	667,066	-	-	4,256	36,418	40,674	626,392	-	1,764,920
	501	1-501	Emergency Medical Services	13,411	20,000	(13,411)	-	-	17,885	17,885	(11,296)	-	2,115
	520	1-520	Law Enforcement Protection	0	712,000	(625,565)	-	80,449	-	80,449	5,986	-	5,986
	550	1-550	Beautification	8,779	15,177	50,000	-	68,196	-	68,196	(3,019)	-	5,760
	570	1-570	Municipal Transit	289,774	499,113	638,511	831,219	153,278	125,969	1,110,466	27,157	-	316,931
	580	1-580	CDBG Grant	152,251	(0)	-	-	-	106,741	106,741	(106,741)	-	45,510
	590	1-590	American Rescue Plan Act	-	3,681,801	(3,681,801)	-	-	-	-	-	-	-
Lodgers' Tax	600	1-600	LT-Promotional	2,535,615	850,971	-	-	906,573	371,126	1,277,699	(426,728)	-	2,108,887
	650	1-650	LT-Non Promotional	1,658,430	1,276,458	-	-	566,191	1,465,682	2,031,872	(755,415)	-	903,015
	680	1-680	LT-Discretionary	1,673,224	1,020,141	(150,000)	-	-	1,024,889	1,024,889	(154,749)	-	1,518,476
Enterprise Funds	700	1-700	Water & Sewer	13,661,559	10,561,930	1,338,134	3,969,683	2,301,898	3,030,762	9,302,343	2,597,721	(557,984)	15,701,297
	720	1-720	Solid Waste Disposal	8,027,504	6,722,236	(1,177,442)	1,592,309	1,422,860	2,552,296	5,567,465	(22,671)	14,258	8,019,092
	750	1-750	Special Museum	15,163	6,071	-	-	1,646	-	1,646	4,425	9	19,596
	790	1-790	Golf Pro Shop	-	944,472	50,000	-	373,121	-	373,121	621,351	5,754	627,104
Debt Service	850	1-850	NMFA-Water & Sewer	241,174	10,960	11,108,098	-	1,213,881	-	1,213,881	9,905,178	-	10,146,351
Agency Funds	900	1-900	Permanent W&S	8,961,194	45,601	-	-	-	-	-	45,601	-	9,006,794
	920	1-920	Municipal Court	23,065	-	-	-	-	-	-	-	(3,176)	19,889
	980	1-980	ELEA	72,810	75,000	-	-	55,934	-	55,934	19,066	-	91,876
Total				104,385,180	88,660,438	-	38,403,515	24,144,316	16,225,185	78,773,016	9,887,422	(532,412)	113,740,190



City of Carlsbad
 Revenue
 FY23-09 - March

			1	2	3	4	5	6	7	8	9	10	11	12	Total
	Fund	Fund Name	Jul-22	Aug-22	Sep-22	Oct-22	Nov-22	Dec-22	Jan-23	Feb-23	Mar-23	Apr-23	May-23	Jun-23	
General Fund	101	General Fund	5,996,173	3,775,803	4,894,341	5,163,221	4,708,835	6,145,078	5,574,871	6,573,519	5,134,029	-	-	-	47,965,869
	102	Payroll	-	-	-	-	-	-	-	-	-	-	-	-	-
Capital Funds	200	GRT Capital Outlay	362,290	292,850	382,923	399,554	355,371	416,184	306,865	477,768	390,892	-	-	-	3,384,697
	201	Capital Projects	46,095	311	454	384	336	59,901	(11,916)	377,468	37,486	-	-	-	510,520
	202	Airport Improvements	39,649	1,199	6,074	119,815	2,419	937	709	6,370	725,251	-	-	-	902,422
	220	Landfill-Reserve	348	359	6,713	348	359	132,210	487	1,298	16,946	-	-	-	159,069
	230	Landfill-Closure	-	-	-	-	-	-	-	-	-	-	-	-	-
	240	Landfill-Construction	-	-	-	-	-	-	-	-	-	-	-	-	-
Special Revenue Funds	300	Sports Complex	193,888	156,922	203,478	213,509	188,838	221,152	163,062	253,876	209,608	-	-	-	1,804,332
	320	Streets Improvement	78,628	60,417	85,320	78,624	342,491	78,938	66,857	481,649	71,831	-	-	-	1,344,754
	350	Local Government Correction	47,444	65,688	55,405	72,190	54,339	58,118	61,318	63,374	69,193	-	-	-	547,069
	360	Cannabis Revenue Fund	30,249	30,372	13,724	42,439	32,717	25,800	33,187	29,897	26,441	-	-	-	264,826
Insurance Funds	400	Disaster Preparedness	-	759	-	-	760	-	-	760	-	-	-	-	2,279
	401	Insurance	10,229	-	2,675	21,609	-	19,112	-	8,037	-	-	-	-	61,662
	402	Workers' Compensation	-	-	1,277	-	-	-	-	628	-	-	-	-	1,905
	420	Health Insurance	536,474	517,361	521,104	504,011	502,207	516,264	500,430	503,281	500,906	-	-	-	4,602,038
Grant Funds	500	Fire Protection	-	333,533	-	-	-	-	-	333,533	-	-	-	-	667,066
	501	Emergency Medical Services	-	-	20,000	-	-	-	-	-	-	-	-	-	20,000
	520	Law Enforcement Protection	-	-	112,000	-	-	600,000	-	-	-	-	-	-	712,000
	550	Beautification	-	15,177	-	-	-	-	-	-	-	-	-	-	15,177
	570	Municipal Transit	61,628	65,780	5,333	86,323	139,146	3,037	4,712	76,823	56,331	-	-	-	499,113
	580	CDBG Grant	(0)	-	-	-	-	-	-	-	-	-	-	-	(0)
	590	American Rescue Plan Act	-	3,681,801	-	-	-	-	-	-	-	-	-	-	3,681,801
Lodgers' Tax	600	LT-Promotional	84,881	99,244	90,877	132,801	111,111	42,205	95,531	89,452	104,870	-	-	-	850,971
	650	LT-Non Promotional	127,321	148,866	136,315	196,568	166,666	65,941	143,297	134,178	157,304	-	-	-	1,276,458
	680	LT-Discretionary	91,367	121,424	125,613	11,706	118,310	207,893	116,378	118,749	108,700	-	-	-	1,020,141
Enterprise Funds	700	Water & Sewer	1,476,645	1,331,162	1,395,838	1,322,508	1,101,320	966,429	1,026,742	902,730	1,038,556	-	-	-	10,561,930
	720	Solid Waste Disposal	732,203	729,495	715,639	722,108	726,499	769,581	770,582	782,573	773,555	-	-	-	6,722,236
	750	Special Museum	965	686	1,167	453	638	497	397	353	916	-	-	-	6,071
	790	Golf Pro Shop	-	252,169	116,345	86,526	51,673	73,442	139,278	89,227	135,811	-	-	-	944,472
Debt Service	850	NMFA-Water & Sewer	657	770	918	1,065	733	1,205	1,774	1,721	2,118	-	-	-	10,960
	900	Permanent W&S	5,555	-	-	19,980	-	-	20,065	-	-	-	-	-	45,601
Agency Funds	920	Municipal Court	-	-	-	-	-	-	-	-	-	-	-	-	-
	950	WIPP Accel Impact	-	-	-	-	-	-	-	-	-	-	-	-	-
	980	ELEA	-	50,000	25,000	-	-	-	-	-	-	-	-	-	75,000
Total			9,922,688	11,732,149	8,918,533	9,195,740	8,604,769	10,403,924	9,014,628	11,307,264	9,560,743	-	-	-	88,660,438

City of Carlsbad
Labor
FY23-09 - March

			1	2	3	4	5	6	7	8	9	10	11	12	Total
	Fund	Fund Name	Jul-22	Aug-22	Sep-22	Oct-22	Nov-22	Dec-22	Jan-23	Feb-23	Mar-23	Apr-23	May-23	Jun-23	
General Fund	101	General Fund	4,412,551	2,997,438	3,061,253	4,308,509	3,168,333	4,572,680	2,994,726	2,935,904	3,083,718	-	-	-	31,535,113
	102	Payroll	-	-	-	-	-	-	-	-	-	-	-	-	-
	200	GRT Capital Outlay	-	-	-	-	-	-	-	-	-	-	-	-	-
	201	Capital Projects	-	-	-	-	-	-	-	-	-	-	-	-	-
Capital Funds	202	Airport Improvements	-	-	-	-	-	-	-	-	-	-	-	-	-
	220	Landfill-Reserve	-	-	-	-	-	-	-	-	-	-	-	-	-
	230	Landfill-Closure	-	-	-	-	-	-	-	-	-	-	-	-	-
	240	Landfill-Construction	-	-	-	-	-	-	-	-	-	-	-	-	-
Special Revenue Funds	300	Sports Complex	68,919	46,027	44,551	64,992	44,599	63,995	47,557	47,275	47,275	-	-	-	475,191
	320	Streets Improvement	-	-	-	-	-	-	-	-	-	-	-	-	-
	350	Local Government Correction	-	-	-	-	-	-	-	-	-	-	-	-	-
Insurance Funds	400	Disaster Preparedness	-	-	-	-	-	-	-	-	-	-	-	-	-
	401	Insurance	-	-	-	-	-	-	-	-	-	-	-	-	-
	402	Workers' Compensation	-	-	-	-	-	-	-	-	-	-	-	-	-
	420	Health Insurance	-	-	-	-	-	-	-	-	-	-	-	-	-
	500	Fire Protection	-	-	-	-	-	-	-	-	-	-	-	-	-
	501	Emergency Medical Services	-	-	-	-	-	-	-	-	-	-	-	-	-
	520	Law Enforcement Protection	-	-	-	-	-	-	-	-	-	-	-	-	-
Grant Funds	550	Beautification	-	-	-	-	-	-	-	-	-	-	-	-	-
	570	Municipal Transit	111,808	82,688	84,842	121,159	79,282	112,659	78,981	80,684	79,116	-	-	-	831,219
	580	CDBG Grant	-	-	-	-	-	-	-	-	-	-	-	-	-
	590	American Rescue Plan Act	-	-	-	-	-	-	-	-	-	-	-	-	-
Lodgers' Tax	600	LT-Promotional	-	-	-	-	-	-	-	-	-	-	-	-	-
	650	LT-Non Promotional	-	-	-	-	-	-	-	-	-	-	-	-	-
	680	LT-Discretionary	-	-	-	-	-	-	-	-	-	-	-	-	-
Enterprise Funds	700	Water & Sewer	548,650	391,299	375,417	559,648	390,546	546,432	393,769	381,554	382,367	-	-	-	3,969,683
	720	Solid Waste Disposal	220,615	140,083	147,726	210,544	146,004	234,688	172,672	160,566	159,412	-	-	-	1,592,309
	750	Special Museum	-	-	-	-	-	-	-	-	-	-	-	-	-
	790	Golf Pro Shop	-	-	-	-	-	-	-	-	-	-	-	-	-
Debt Service	850	NMFA-Water & Sewer	-	-	-	-	-	-	-	-	-	-	-	-	-
	900	Permanent W&S	-	-	-	-	-	-	-	-	-	-	-	-	-
Agency Funds	920	Municipal Court	-	-	-	-	-	-	-	-	-	-	-	-	-
	950	WIPP Accel Impact	-	-	-	-	-	-	-	-	-	-	-	-	-
	980	ELEA	-	-	-	-	-	-	-	-	-	-	-	-	-
		Total	5,362,542	3,657,535	3,713,790	5,264,852	3,828,764	5,530,454	3,687,706	3,605,984	3,751,888	-	-	-	38,403,515

City of Carlsbad
Operations
FY23-09 - March

			1	2	3	4	5	6	7	8	9	10	11	12	
	Fund	Fund Name	Jul-22	Aug-22	Sep-22	Oct-22	Nov-22	Dec-22	Jan-23	Feb-23	Mar-23	Apr-23	May-23	Jun-23	Total
General Fund	101	General Fund	1,065,304	987,725	1,066,353	902,517	777,626	734,532	1,024,481	1,003,016	927,059	-	-	-	8,488,614
	102	Payroll	-	-	-	-	-	-	-	-	-	-	-	-	-
Capital Funds	200	GRT Capital Outlay	14,600	12,954	15,267	16,001	14,752	16,667	12,609	19,138	15,661	-	-	-	137,648
	201	Capital Projects	-	-	-	-	-	-	-	-	-	-	-	-	-
	202	Airport Improvements	-	-	-	-	-	-	-	-	-	-	-	-	-
	220	Landfill-Reserve	-	-	-	-	-	-	-	-	-	-	-	-	-
	230	Landfill-Closure	3,079	-	-	3,079	14,966	-	6,155	-	-	-	-	-	27,279
	240	Landfill-Construction	-	-	183,568	862,475	23,073	-	-	43,520	-	-	-	-	1,112,636
Special Revenue Funds	300	Sports Complex	73,689	35,701	42,416	37,659	50,092	23,408	29,235	34,554	39,521	-	-	-	366,275
	320	Streets Improvement	-	22,851	12,420	-	-	-	-	-	-	-	-	-	35,271
	350	Local Government Correction	39,045	45,885	48,545	-	38,380	29,640	29,545	30,590	27,645	-	-	-	289,275
	360	Cannabis Revenue Fund	-	-	-	1,273	982	774	-	897	793	-	-	-	4,719
Insurance Funds	400	Disaster Preparedness	1,500,000	-	-	-	-	-	-	-	-	-	-	-	1,500,000
	401	Insurance	1,276	1,087,406	85,554	2,996	38,022	13,883	4,296	19,490	22,052	-	-	-	1,274,976
	402	Workers' Compensation	66,435	15,167	33,864	67,672	28,870	33,660	247,637	29,286	32,658	-	-	-	555,249
	420	Health Insurance	483,923	310,847	436,203	243,739	370,609	294,284	288,675	359,304	416,509	-	-	-	3,204,092
Grant Funds	500	Fire Protection	-	-	-	-	-	-	-	-	4,256	-	-	-	4,256
	501	Emergency Medical Services	-	-	-	-	-	-	-	-	-	-	-	-	-
	520	Law Enforcement Protection	378	18,015	3,942	5,362	7,367	4,067	4,132	8,633	28,552	-	-	-	80,449
	550	Beautification	6,155	9,964	8,073	8,716	8,931	5,954	5,257	6,517	8,629	-	-	-	68,196
	570	Municipal Transit	15,962	12,119	32,309	18,042	14,033	19,153	12,308	12,334	17,018	-	-	-	153,278
	580	CDBG Grant	-	-	-	-	-	-	-	-	-	-	-	-	-
	590	American Rescue Plan Act	-	-	-	-	-	-	-	-	-	-	-	-	-
Lodgers' Tax	600	LT-Promotional	279,680	(27,197)	77,776	123,634	82,886	85,709	67,627	146,280	70,179	-	-	-	906,573
	650	LT-Non Promotional	116,732	134,718	29,323	45,208	31,215	95,958	32,432	27,708	52,896	-	-	-	566,191
	680	LT-Discretionary	-	-	-	-	-	-	-	-	-	-	-	-	-
Enterprise Funds	700	Water & Sewer	269,730	259,277	318,452	230,256	204,958	156,122	303,774	201,687	357,642	-	-	-	2,301,898
	720	Solid Waste Disposal	80,378	83,171	219,910	270,653	201,770	98,450	132,694	165,070	170,764	-	-	-	1,422,860
	750	Special Museum	19	269	108	122	73	10	9	104	933	-	-	-	1,646
	790	Golf Pro Shop	25,423	28,967	39,726	27,164	78,391	38,847	26,544	52,064	55,995	-	-	-	373,121
Debt Service	850	NMFA-Water & Sewer	-	-	1,090,387	-	123,493	-	-	-	-	-	-	-	1,213,881
	900	Permanent W&S	-	-	-	-	-	-	-	-	-	-	-	-	-
Agency Funds	920	Municipal Court	-	-	-	-	-	-	-	-	-	-	-	-	-
	950	WIPP Accel Impact	-	-	-	-	-	-	-	-	-	-	-	-	-
	980	ELEA	4,962	6,995	4,874	5,028	4,874	4,874	11,628	5,197	7,500	-	-	-	55,934
Total			4,046,771	3,044,832	3,749,071	2,871,596	2,115,363	1,655,992	2,239,038	2,165,389	2,256,263	-	-	-	24,144,316

City of Carlsbad
 Capital
 FY23-09 - March

			1	2	3	4	5	6	7	8	9	10	11	12	Total
	Fund	Fund Name	Jul-22	Aug-22	Sep-22	Oct-22	Nov-22	Dec-22	Jan-23	Feb-23	Mar-23	Apr-23	May-23	Jun-23	
General Fund	101	General Fund	77,311	123,182	167,246	82,250	173,351	225,370	416,574	245,320	877,017	-	-	-	2,387,620
	102	Payroll	-	-	-	-	-	-	-	-	-	-	-	-	-
	200	GRT Capital Outlay	10,317	4,875	21,346	7,299	8,055	-	-	17,013	-	-	-	-	68,903
	201	Capital Projects	-	-	-	57,051	358,360	54,024	68,006	24,261	19,354	-	-	-	581,054
Capital Funds	202	Airport Improvements	28,978	-	7,171	-	-	-	-	-	-	-	-	-	36,148
	220	Landfill-Reserve	-	-	-	-	-	-	-	-	-	-	-	-	-
	230	Landfill-Closure	-	-	-	-	-	-	-	-	-	-	-	-	-
	240	Landfill-Construction	-	-	-	-	-	-	-	-	-	-	-	-	-
Special Revenue Funds	300	Sports Complex	-	-	-	-	-	-	-	3,387	699	-	-	-	4,086
	320	Streets Improvement	(23,628)	274,158	1,027,591	738,220	1,373,890	28,504	569,122	248,545	179,203	-	-	-	4,415,605
	350	Local Government Correction	-	-	-	-	-	-	-	-	-	-	-	-	-
	400	Disaster Preparedness	-	-	-	-	-	-	-	-	-	-	-	-	-
Insurance Funds	401	Insurance	-	-	-	-	-	-	-	-	-	-	-	-	-
	402	Workers' Compensation	-	-	-	-	-	-	-	-	-	-	-	-	-
	420	Health Insurance	-	-	-	-	-	-	-	-	-	-	-	-	-
	500	Fire Protection	-	10,003	-	-	6,290	-	-	20,126	-	-	-	-	36,418
	501	Emergency Medical Services	-	-	-	-	-	-	17,885	-	-	-	-	-	17,885
	520	Law Enforcement Protection	-	-	-	-	-	-	-	-	-	-	-	-	-
Grant Funds	550	Beautification	-	-	-	-	-	-	-	-	-	-	-	-	-
	570	Municipal Transit	-	-	-	-	-	-	-	7,200	118,769	-	-	-	125,969
	580	CDBG Grant	8,732	(26,197)	5,702	94,569	18,936	5,000	-	-	-	-	-	-	106,741
	590	American Rescue Plan Act	-	-	-	-	-	-	-	-	-	-	-	-	-
	600	LT-Promotional	371,126	-	-	-	-	-	-	-	-	-	-	-	371,126
Lodgers' Tax	650	LT-Non Promotional	-	-	165,282	-	218,253	117,415	638,891	157,788	168,052	-	-	-	1,465,682
	680	LT-Discretionary	-	-	-	223,106	11,901	468,099	1,773	12,427	307,584	-	-	-	1,024,889
Enterprise Funds	700	Water & Sewer	117,374	88,411	251,935	1,149,496	364,981	122,777	334,413	128,630	472,745	-	-	-	3,030,762
	720	Solid Waste Disposal	255,411	391,791	391,791	-	784,013	-	-	662,045	67,245	-	-	-	2,552,296
	750	Special Museum	-	-	-	-	-	-	-	-	-	-	-	-	-
	790	Golf Pro Shop	-	-	-	-	-	-	-	-	-	-	-	-	-
Debt Service	850	NMFA-Water & Sewer	-	-	-	-	-	-	-	-	-	-	-	-	-
	900	Permanent W&S	-	-	-	-	-	-	-	-	-	-	-	-	-
Agency Funds	920	Municipal Court	-	-	-	-	-	-	-	-	-	-	-	-	-
	950	WIPP Accel Impact	-	-	-	-	-	-	-	-	-	-	-	-	-
	980	ELEA	-	-	-	-	-	-	-	-	-	-	-	-	-
		Total	845,619	866,222	2,038,063	2,351,990	3,318,029	1,021,188	2,046,665	1,526,741	2,210,668	-	-	-	16,225,185

City of Carlsbad

Total Costs

FY23-09 - March

		1	2	3	4	5	6	7	8	9	10	11	12	Total	
	Fund	Fund Name	Jul-22	Aug-22	Sep-22	Oct-22	Nov-22	Dec-22	Jan-23	Feb-23	Mar-23	Apr-23	May-23	Jun-23	Total
General Fund	101	General Fund	5,555,166	4,108,346	4,294,852	5,293,276	4,119,309	5,532,582	4,435,781	4,184,240	4,887,795	-	-	-	42,411,346
	102	Payroll	-	-	-	-	-	-	-	-	-	-	-	-	-
Capital Funds	200	GRT Capital Outlay	24,917	17,829	36,613	23,299	22,807	16,667	12,609	36,151	15,661	-	-	-	206,551
	201	Capital Projects	-	-	-	57,051	358,360	54,024	68,006	24,261	19,354	-	-	-	581,054
	202	Airport Improvements	28,978	-	7,171	-	-	-	-	-	-	-	-	-	36,148
	220	Landfill-Reserve	-	-	-	-	-	-	-	-	-	-	-	-	-
	230	Landfill-Closure	3,079	-	-	3,079	14,966	-	6,155	-	-	-	-	-	27,279
	240	Landfill-Construction	-	-	183,568	862,475	23,073	-	-	43,520	-	-	-	-	1,112,636
Special Revenue Funds	300	Sports Complex	142,608	81,728	86,968	102,650	94,691	87,403	76,793	85,216	87,495	-	-	-	845,552
	320	Streets Improvement	(23,628)	297,009	1,040,012	738,220	1,373,890	28,504	569,122	248,545	179,203	-	-	-	4,450,877
	350	Local Government Correction	39,045	45,885	48,545	-	38,380	29,640	29,545	30,590	27,645	-	-	-	289,275
	360	Cannabis Revenue Fund	-	-	-	1,273	982	774	-	897	793	-	-	-	4,719
Insurance Funds	400	Disaster Preparedness	1,500,000	-	-	-	-	-	-	-	-	-	-	-	1,500,000
	401	Insurance	1,276	1,087,406	85,554	2,996	38,022	13,883	4,296	19,490	22,052	-	-	-	1,274,976
	402	Workers' Compensation	66,435	15,167	33,864	67,672	28,870	33,660	247,637	29,286	32,658	-	-	-	555,249
	420	Health Insurance	483,923	310,847	436,203	243,739	370,609	294,284	288,675	359,304	416,509	-	-	-	3,204,092
Grant Funds	500	Fire Protection	-	10,003	-	-	6,290	-	-	20,126	4,256	-	-	-	40,674
	501	Emergency Medical Services	-	-	-	-	-	-	17,885	-	-	-	-	-	17,885
	520	Law Enforcement Protection	378	18,015	3,942	5,362	7,367	4,067	4,132	8,633	28,552	-	-	-	80,449
	550	Beautification	6,155	9,964	8,073	8,716	8,931	5,954	5,257	6,517	8,629	-	-	-	68,196
	570	Municipal Transit	127,770	94,807	117,152	139,201	93,315	131,811	91,289	100,218	214,903	-	-	-	1,110,466
	580	CDBG Grant	8,732	(26,197)	5,702	94,569	18,936	5,000	-	-	-	-	-	-	106,741
	590	American Rescue Plan Act	-	-	-	-	-	-	-	-	-	-	-	-	-
Lodgers' Tax	600	LT-Promotional	650,806	(27,197)	77,776	123,634	82,886	85,709	67,627	146,280	70,179	-	-	-	1,277,699
	650	LT-Non Promotional	116,732	134,718	194,605	45,208	249,468	213,373	671,323	185,496	220,948	-	-	-	2,031,872
	680	LT-Discretionary	-	-	-	223,106	11,901	468,099	1,773	12,427	307,584	-	-	-	1,024,889
Enterprise Funds	700	Water & Sewer	935,754	738,988	945,803	1,939,400	960,485	825,331	1,031,956	711,871	1,212,755	-	-	-	9,302,343
	720	Solid Waste Disposal	556,403	615,044	759,427	481,197	1,131,788	333,138	305,366	987,681	397,421	-	-	-	5,567,465
	750	Special Museum	19	269	108	122	73	10	9	104	933	-	-	-	1,646
	790	Golf Pro Shop	25,423	28,967	39,726	27,164	78,391	38,847	26,544	52,064	55,995	-	-	-	373,121
Debt Service	850	NMFA-Water & Sewer	-	-	1,090,387	-	123,493	-	-	-	-	-	-	-	1,213,881
Agency Funds	900	Permanent W&S	-	-	-	-	-	-	-	-	-	-	-	-	-
	920	Municipal Court	-	-	-	-	-	-	-	-	-	-	-	-	-
	950	WIPP Accel Impact	-	-	-	-	-	-	-	-	-	-	-	-	-
	980	ELEA	4,962	6,995	4,874	5,028	4,874	4,874	11,628	5,197	7,500	-	-	-	55,934
		Total	10,254,932	7,568,590	9,500,924	10,488,438	9,262,156	8,207,635	7,973,408	7,298,114	8,218,820	-	-	-	78,773,016

City of Carlsbad
Net Change in Fund
FY23-09 - March

	Fund	Fund Name	1 Jul-22	2 Aug-22	3 Sep-22	4 Oct-22	5 Nov-22	6 Dec-22	7 Jan-23	8 Feb-23	9 Mar-23	10 Apr-23	11 May-23	12 Jun-23	Total
General Fund	101	General Fund	441,007	(5,244,132)	4,281,290	1,249,391	589,526	612,495	1,139,089	(3,985,156)	246,234	-	-	-	(670,254)
	102	Payroll	-	-	-	-	-	-	-	-	-	-	-	-	-
Capital Funds	200	GRT Capital Outlay	337,373	(964,504)	(403,690)	376,254	(156,960)	399,518	294,256	(537,431)	375,231	-	-	-	(279,952)
	201	Capital Projects	46,095	311	454	(56,667)	(358,024)	5,878	(79,921)	353,208	18,132	-	-	-	(70,534)
	202	Airport Improvements	10,671	301,199	(1,097)	119,815	2,419	937	709	6,370	725,251	-	-	-	1,166,273
	220	Landfill-Reserve	348	111,359	6,713	348	359	132,210	487	1,298	16,946	-	-	-	270,069
	230	Landfill-Closure	(3,079)	-	-	(3,079)	(14,966)	-	(6,155)	-	-	-	-	-	(27,279)
	240	Landfill-Construction	-	1,000,000	(183,568)	(862,475)	(23,073)	-	-	(43,520)	-	-	-	-	(112,636)
Special Revenue Funds	300	Sports Complex	51,279	75,194	116,510	131,154	94,146	133,750	86,269	168,661	122,112	-	-	-	979,077
	320	Streets Improvement	102,256	(236,592)	(954,692)	(659,595)	(1,031,399)	50,434	(502,265)	233,104	(107,372)	-	-	-	(3,106,122)
	350	Local Government Correction	8,399	19,803	6,860	72,190	15,959	28,478	31,773	32,784	41,548	-	-	-	257,794
	360	Cannabis Revenue Fund	30,249	30,372	13,724	41,166	31,736	25,026	33,187	29,000	25,648	-	-	-	260,107
Insurance Funds	400	Disaster Preparedness	(1,500,000)	759	-	-	760	-	-	760	-	-	-	-	(1,497,721)
	401	Insurance	8,952	(87,406)	(82,879)	18,614	(38,022)	5,229	(4,296)	(11,453)	(22,052)	-	-	-	(213,314)
	402	Workers' Compensation	(66,435)	1,234,833	(32,587)	(67,672)	(28,870)	(33,660)	(247,637)	(28,658)	(32,658)	-	-	-	696,656
	420	Health Insurance	52,552	206,515	84,902	(1,274,673)	131,598	221,980	211,755	143,977	84,397	-	-	-	(136,998)
Grant Funds	500	Fire Protection	-	323,530	-	-	(6,290)	-	-	313,407	(4,256)	-	-	-	626,392
	501	Emergency Medical Services	-	(13,411)	20,000	-	-	-	(17,885)	-	-	-	-	-	(11,296)
	520	Law Enforcement Protection	(378)	(18,015)	108,058	(5,362)	(7,367)	595,933	(4,132)	(634,198)	(28,552)	-	-	-	5,986
	550	Beautification	(6,155)	55,213	(8,073)	(8,716)	(8,931)	(5,954)	(5,257)	(6,517)	(8,629)	-	-	-	(3,019)
	570	Municipal Transit	(66,142)	570,973	(111,819)	(14,368)	45,831	(128,774)	(86,577)	(23,395)	(158,572)	-	-	-	27,157
	580	CDBG Grant	(8,732)	26,197	(5,702)	(94,569)	(18,936)	(5,000)	-	-	-	-	-	-	(106,741)
	590	American Rescue Plan Act	-	3,681,801	(3,681,801)	-	-	-	-	-	-	-	-	-	-
Lodgers' Tax	600	LT-Promotional	(565,925)	126,441	13,101	9,167	28,225	(43,503)	27,904	(56,828)	34,691	-	-	-	(426,728)
	650	LT-Non Promotional	10,589	14,148	(58,290)	151,360	(82,802)	(147,433)	(528,026)	(51,318)	(63,643)	-	-	-	(755,415)
	680	LT-Discretionary	91,367	121,424	125,613	(361,400)	106,409	(260,206)	114,605	106,322	(198,883)	-	-	-	(154,749)
Enterprise Funds	700	Water & Sewer	540,890	992,174	1,200,035	(428,757)	140,835	141,098	(5,214)	190,859	(174,199)	-	-	-	2,597,721
	720	Solid Waste Disposal	175,800	(1,121,549)	(43,788)	299,468	(405,288)	436,444	465,216	(205,108)	376,134	-	-	-	(22,671)
	750	Special Museum	947	417	1,059	331	565	486	388	249	(17)	-	-	-	4,425
	790	Golf Pro Shop	(25,423)	273,203	76,620	59,362	(26,718)	34,595	112,735	37,163	79,816	-	-	-	621,351
Debt Service	850	NMFA-Water & Sewer	657	2,640,295	(1,089,470)	1,065	366,764	1,205	1,774	7,980,769	2,118	-	-	-	9,905,178
Agency Funds	900	Permanent W&S	5,555	-	-	19,980	-	-	20,065	-	-	-	-	-	45,601
	920	Municipal Court	-	-	-	-	-	-	-	-	-	-	-	-	-
	950	WIPP Accel Impact	-	-	-	-	-	-	-	-	-	-	-	-	-
	980	ELEA	(4,962)	43,005	20,126	(5,028)	(4,874)	(4,874)	(11,628)	(5,197)	(7,500)	-	-	-	19,066
		Total	(332,244)	4,163,559	(582,391)	(1,292,698)	(657,387)	2,196,290	1,041,220	4,009,150	1,341,923	-	-	-	9,887,422

3. Revenues

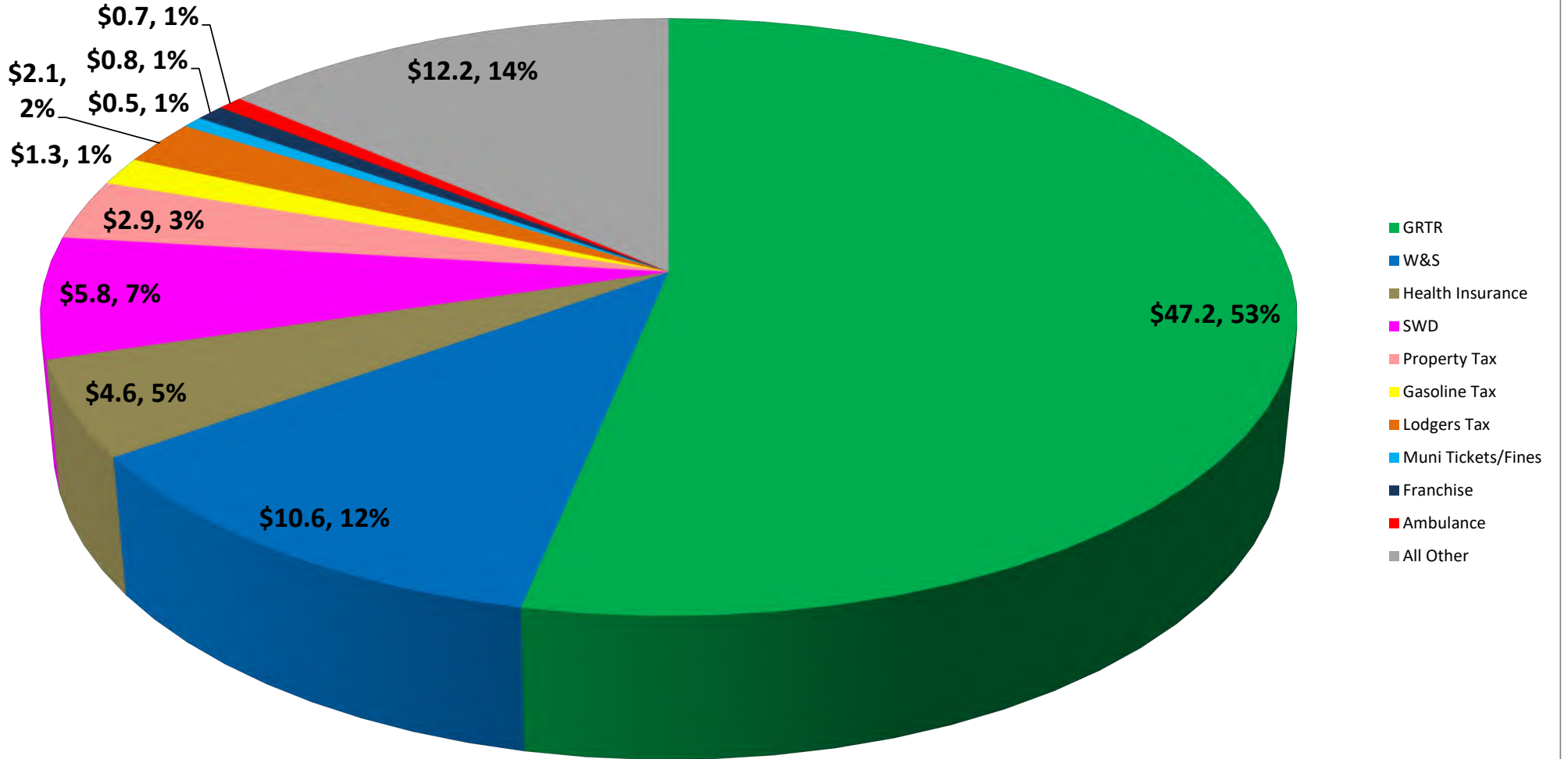
The City of Carlsbad
Revenue by Fund
FY23-09 March

	Fund	Fund	% of Total Revenue	July - March			Total FY Budget	FY Target 75%
				Actual	Adj Bud	Fav(Unfav)		
General Fund	101	General Fund	54.1%	47,965,869	38,995,157	8,970,712	51,993,543	92%
	102	Payroll	0.0%	-	-	-	-	-
Capital Funds	200	GRT Capital Outlay	3.8%	3,384,697	2,520,000	864,697	3,360,000	101%
	201	Capital Projects	0.6%	510,520	5,280,731	(4,770,211)	7,040,975	7%
	202	Airport Improvements	1.0%	902,422	3,370,647	(2,468,225)	4,494,196	20%
	220	Landfill-Reserve	0.2%	159,069	83,250	75,819	111,000	143%
	230	Landfill-Closure	0.0%	-	-	-	-	-
	240	Landfill-Construction	0.0%	-	-	-	-	-
Special Revenue Funds	300	Sports Complex	2.0%	1,804,332	1,635,750	168,582	2,181,000	83%
	320	Streets Improvement	1.5%	1,344,754	1,771,168	(426,413)	2,361,557	57%
	350	Local Government Correction	0.6%	547,069	570,000	(22,931)	760,000	72%
	360	Cannabis Revenue	0.3%	264,826	-	264,826	-	-
Insurance Funds	400	Disaster Preparedness	0.0%	2,279	-	2,279	-	-
	401	Insurance	0.1%	61,662	15,053	46,609	20,070	-
	402	Workers' Compensation	0.0%	1,905	-	1,905	-	0%
	420	Health Insurance	5.2%	4,602,038	4,961,250	(359,212)	6,615,000	70%
Grant Funds	500	Fire Protection	0.8%	667,066	500,300	166,767	667,066	100%
	501	Emergency Medical Services	0.0%	20,000	15,000	5,000	20,000	100%
	520	Law Enforcement Protection	0.8%	712,000	553,174	158,826	737,565	97%
	550	Beautification	0.0%	15,177	26,250	(11,073)	35,000	43%
	570	Municipal Transit	0.6%	499,113	2,043,782	(1,544,669)	2,725,042	18%
	580	CDBG Grant	0.0%	-	162,414	(162,414)	216,552	0%
	590	American Rescue Plan Act	4.2%	3,681,801	2,761,351	920,450	3,681,801	100%
Lodgers' Tax	600	LT-Promotional	1.0%	850,971	562,500	288,471	750,000	113%
	650	LT-Non Promotional	1.4%	1,276,458	825,000	451,458	1,100,000	116%
	680	LT-Discretionary	1.2%	1,020,141	825,000	195,141	1,100,000	93%
Enterprise Funds	700	Water & Sewer	11.9%	10,561,930	14,989,668	(4,427,738)	19,986,224	53%
	720	Solid Waste Disposal	7.6%	6,722,236	5,824,500	897,736	7,766,000	87%
	750	Special Museum	0.0%	6,071	7,500	(1,429)	10,000	61%
	790	Golf Pro Shop	1.1%	944,472	748,500	195,972	998,000	95%
Debt Service Funds	850	NMFA-Water & Sewer	0.0%	10,960	-	10,960	-	0%
Agency Funds	900	Permanent W&S	0.1%	45,601	-	45,601	-	0%
	920	Municipal Court	0.0%	-	-	-	-	-
	950	WIPP Accel Impact	0.0%	-	-	-	-	-
	980	ELEA	0.1%	75,000	83,250	(8,250)	111,000	68%
			100.0%	88,660,438	89,131,193	(470,755)	118,841,590	75%

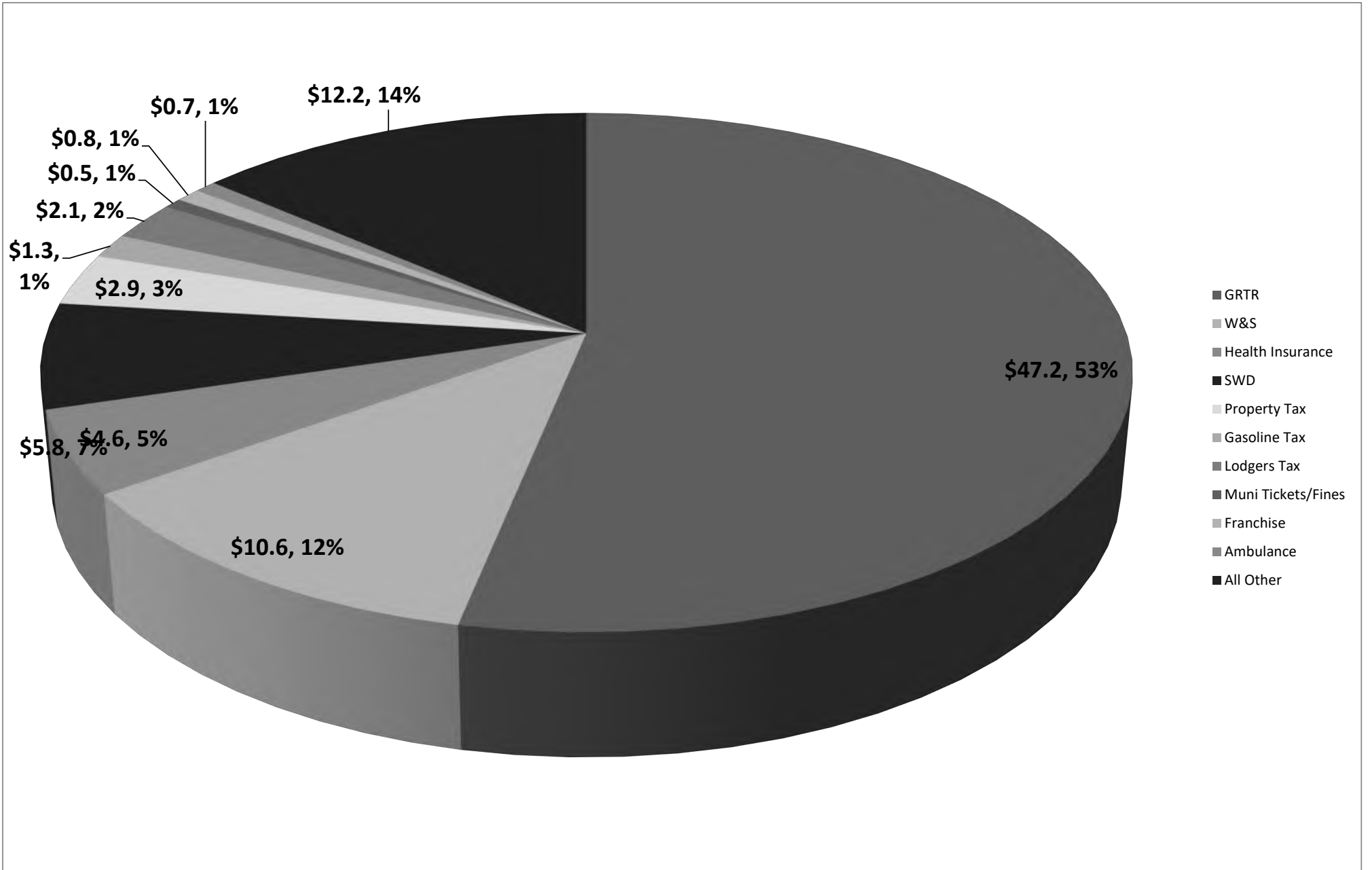
The City of Carlsbad
Revenue by Select Funds and Categories
FY23-09 March

No	Fund / Category	July - March			Total FY Budget	FY Target 75%
		Actual	Adj Bud	Fav(Unfav)		
101	GENERAL FUND					
	Gross Receipts Tax	41,121,472	32,986,109	8,135,363	43,981,479	93%
	Property Tax	2,880,747	2,782,384	98,363	3,709,845	78%
	Franchise Tax	750,678	623,625	127,053	831,500	90%
	Ambulance Service	662,658	528,000	134,658	704,000	94%
	County	312,500	468,750	(156,250)	625,000	50%
	Golf Green Fees & Cart Permits	-	-	-	-	0%
	Permits, Registrations and Business, Liquor, Pet License	153,926	139,500	14,426	186,000	83%
	Misc. Revenues	454,597	57,000	397,597	76,000	598%
	Grants	1,147,292	1,080,389	66,903	1,440,519	80%
	Fees	90,050	43,500	46,550	58,000	155%
	Cemetery	137,419	149,250	(11,831)	199,000	69%
	Water Park	84,096	66,525	17,571	88,700	95%
	Misc. Contracts & Leases	52,883	46,500	6,383	62,000	85%
	Donations	117,550	23,625	93,925	31,500	0%
		47,965,869	38,995,157	8,970,712	51,993,543	92%
320	Streets Improvement					
	Gasoline Tax	548,487	420,000	128,487	560,000	98%
	Auto License	94,766	55,500	39,266	74,000	128%
	State Leglative Grant	691,196	704,149	(12,953)	938,865	
	Misc.	10,307	-	10,307	-	#DIV/0!
		1,344,754	1,179,649	165,106	1,572,865	85%
350	LOCAL GOVERNMENT CORRECTION					
	Local Correction Fees (Tickets, Fees, etc.)	547,069	570,000	(22,931)	760,000	72%
		547,069	570,000	(22,931)	760,000	72%
600, 650, 680	LODGERS TAX					
	LT - Promotional (600)	850,971	562,500	288,471	750,000	113%
	LT - Non Promotional (650)	1,276,458	825,000	451,458	1,100,000	116%
	LT - Discretionary (680)	1,020,141	825,000	195,141	1,100,000	93%
		3,147,569	2,212,500	935,069	2,950,000	107%
700	WATER & SEWER					
	Water	4,633,066	4,125,000	508,066	5,500,000	84%
	Sewer Services	4,115,864	3,675,000	440,864	4,900,000	84%
	Septage Services	342,721	382,500	(39,779)	510,000	67%
	Effluent Contract	6,837	1,500	5,337	2,000	342%
	Double Eagle Water	909,773	750,000	159,773	1,000,000	91%
	Misc. Revenues	256,978	5,991,168	(5,734,190)	7,988,224	3%
	Late & Reconnect Fees	296,691	64,500	232,191	86,000	345%
		10,561,930	14,989,668	(4,427,738)	19,986,224	53%
720	LANDFILL & SOLID WASTE DISPOSAL					
	Solid Waste Disposal Services	5,809,149	5,100,000	709,149	6,800,000	85%
	Gross Receipts Tax (Environmental)	901,642	717,750	183,892	957,000	94%
	County Share of Costs	-	-	-	-	
	Misc. Revenues	11,445	6,750	4,695	9,000	
		6,722,236	5,824,500	897,736	7,766,000	87%

Total Revenues - \$Ms: \$88.7



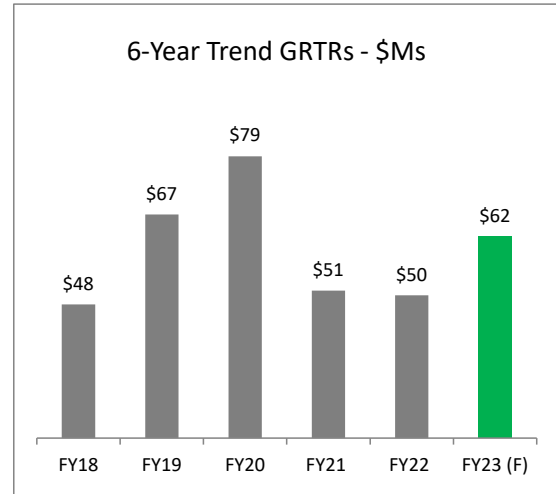
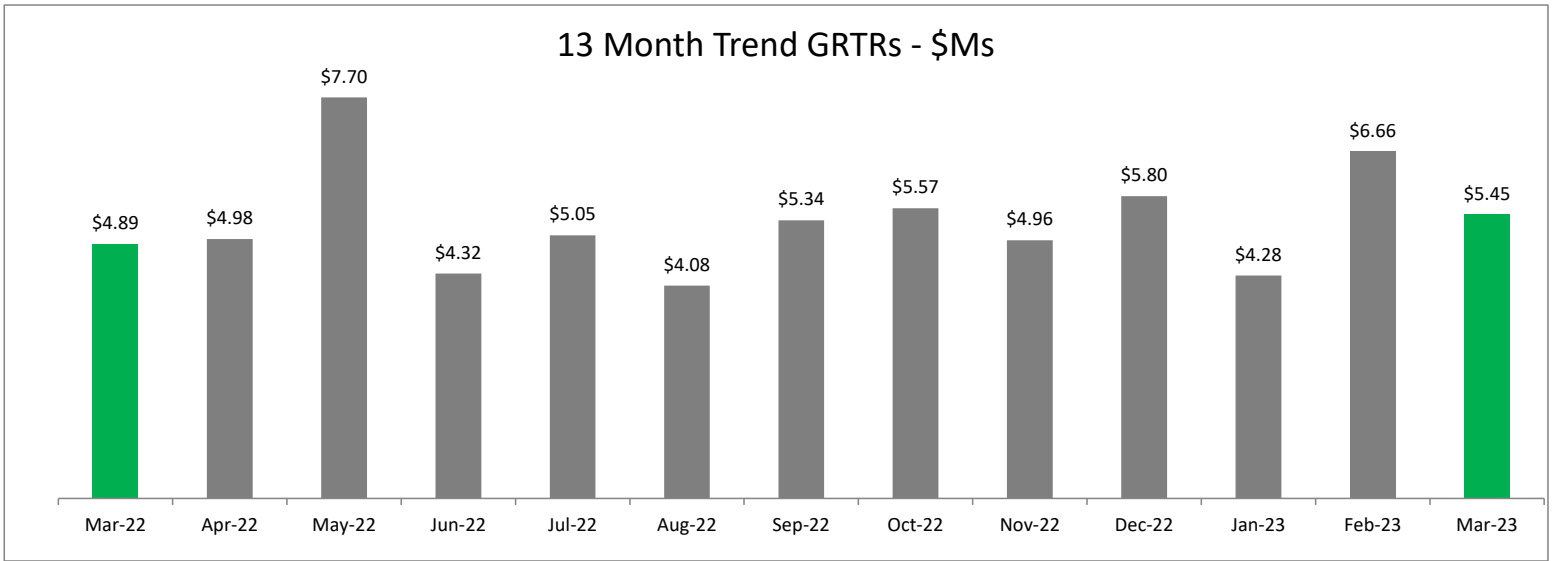
Total Revenues - \$Ms: \$88.7



4. Revenues – Gross Receipts Tax

The City of Carlsbad
 Gross Receipts Tax Revenue (Cash Basis)
 FY23-09 March

Fund	% of Total Revenue	July - March			Total FY Budget	FY Target 75%
		Actual	Budget	Fav(Unfav)		
Fund 1 - General						
Municipal GRT	24%	21,389,208	17,060,609	4,328,599	22,747,479	94%
Muni Share - State GRT	20%	17,933,701	14,295,750	3,637,951	19,061,000	94%
Muni Infrastructure	2%	1,798,563	1,629,750	168,813	2,173,000	83%
	46%	41,121,472	32,986,109	8,135,363	43,981,479	93%
Fund 2 - Muni Capital Outlay GRT	4%	3,384,697	2,520,000	864,697	3,360,000	101%
Fund 29 - Muni Infrastructure (Sports Complex)	2%	1,798,563	1,629,750	168,813	2,173,000	83%
Fund 24 - Municipal Environment (SW Disposal)	1%	901,642	717,750	183,892	957,000	94%
	7%	6,084,902	4,867,500	1,217,402	6,490,000	94%
Total	53%	47,206,373	37,853,609	9,352,764	50,471,479	94%



Top 10 Daily Amounts Received

Count	Total Amt Received	Daily Amount	For the Month/Year	Received Month/Year
1	\$8,762,449.97	\$282,659.68	July 2019	September 2019
2	\$7,780,983.22	\$259,366.11	June 2019	August 2019
3	\$7,482,736.94	\$249,424.56	September 2019	November 2019
4	\$7,566,132.05	\$244,068.77	March 2022	May 2022
5	\$7,124,006.63	\$229,806.67	December 2019	February 2020
6	\$6,930,887.15	\$223,577.00	March 2020	May 2020
7	\$6,663,424.17	\$214,949.00	December 2022	February 2023
8	\$6,539,864.13	\$210,963.36	August 2019	October 2019
9	\$5,949,394.70	\$198,313.16	November 2019	January 2020
10	\$6,096,873.62	\$196,673.34	October 2019	December 2019

City of Carlsbad, NM
Gross Receipts Tax Revenue by Industry
Accrual Basis
FY23

Industry	July	Aug	Sept	Oct	Nov	Dec	Jan	Feb	Mar	Apr	May	Jun	Total	%
11 - Agriculture, Forestry, Fishing and Hunting	6,371	6,694	5,154	7,031	13,749	-	4,887	4,832	5,194				53,912	0%
21 - Mining, Quarrying, and Oil & Gas Extraction	358,334	457,234	323,338	341,109	427,520	352,222	481,740	224,716	269,511				3,235,724	7%
22 - Utilities	85,744	123,772	143,004	165,367	123,776	113,219	90,818	111,411	133,847				1,090,959	2%
23 - Construction	469,383	575,995	473,991	446,628	(549,827)	455,591	511,121	525,314	398,022				3,306,218	7%
31-33 - Manufacturing	156,995	320,836	312,516	374,444	324,181	319,838	248,363	327,392	416,163				2,800,728	6%
42 - Wholesale Trade	805,465	1,079,247	774,369	768,044	920,998	977,379	865,565	995,368	815,345				8,001,781	17%
44-45 - Retail Trade	1,265,588	1,397,293	1,252,676	1,342,089	1,393,147	1,281,049	1,209,121	1,788,684	1,205,549				12,135,196	26%
48-49 - Transportation and Warehousing	74,628	(1,828,687)	92,840	92,999	7,274	171,293	(1,008,175)	109,968	102,193				(2,185,667)	-5%
51 - Information	103,434	119,494	105,540	111,559	107,415	103,859	100,964	118,410	114,330				985,005	2%
52 - Finance and Insurance	34,594	22,885	20,214	32,711	32,284	32,907	28,442	29,227	30,727				263,990	1%
53 - Real Estate and Rental and Leasing	152,062	182,928	224,184	180,514	184,669	196,424	135,837	187,178	148,266				1,592,061	3%
54 - Professional, Scientific, and Tech Services	301,632	311,831	272,550	233,310	357,558	276,654	244,861	325,948	238,594				2,562,939	6%
55 - Mgt of Companies and Enterprises	-	-	-	-	-	-	-	-	-				-	0%
56 - Admin/Support & Waste Mgt & Remed Svcs	151,412	160,758	113,220	178,521	179,927	235,951	164,747	282,849	195,318				1,662,704	4%
61 - Educational Services	17,708	7,793	37,279	6,729	3,805	11,716	9,916	2,997	16,133				114,076	0%
62 - Health Care and Social Assistance	53,331	134,477	132,464	116,871	188,492	116,120	109,601	303,858	130,261				1,285,474	3%
71 - Arts, Entertainment, and Recreation	1,545	2,708	1,932	1,801	2,347	2,662	1,819	4,601	2,689				22,104	0%
72 - Accommodation and Food Services	440,719	501,770	519,058	496,252	554,873	473,922	470,550	542,269	543,585				4,542,998	10%
81 - Other Services (except Public Admin)	416,805	348,717	362,719	500,810	505,340	490,310	414,099	514,573	502,013				4,055,386	9%
92 - Public Administration	-	-	-	-	-	-	-	89	-				89	0%
Unclassified Establishments	44,646	48,913	54,067	53,620	61,836	67,657	72,731	123,389	49,754				576,612	1%
Internet Sales (prior to FY22 allocation only)													-	0%
	4,940,394	3,974,657	5,221,117	5,450,410	4,839,365	5,678,773	4,157,006	6,523,072	5,317,497	-	-	-	46,102,290	100%

City of Carlsbad, NM
 Gross Receipts Tax - Cash Basis
 FY23

TOTAL DEPOSIT	Jul-22	Aug-22	Sep-22	Oct-22	Nov-22	Dec-22	Jan-23	Feb-23	Mar-23	Apr-23	May-23	Jun-23	Total
GRTR													
Tax	5,025,341	4,061,339	5,301,898	5,553,968	4,923,921	5,748,189	4,239,471	6,607,770	5,422,796				46,884,692
Penalty	21,750	16,477	26,257	12,641	17,984	45,757	28,014	36,587	17,197				222,664
Interest	5,762	6,566	12,472	5,967	14,462	10,581	12,364	19,067	11,778				99,019
Municipal Equivalent	-	-	-	-	-	-	-	-	-	-	-	-	-
HB 6 Distributions	-	-	-	-	-	-	-	-	-	-	-	-	-
Total GRTs	5,052,853	4,084,381	5,340,627	5,572,576	4,956,366	5,804,528	4,279,848	6,663,424	5,451,772	-	-	-	47,206,376
													Average per Period: 5,245,153
													Average per Period Previous FY: 5,020,855
													% Change: 4%
Deductions													
Admin Fees	(93,411)	(82,877)	(97,679)	(102,373)	(94,381)	(106,632)	(80,673)	(122,443)	(100,196)				(880,663)
Loan-Sports Complex							-	-	-	-	-	-	-
Loan-Bonds							-	-	-	-	-	-	-
Total Deductions	(93,411)	(82,877)	(97,679)	(102,373)	(94,381)	(106,632)	(80,673)	(122,443)	(100,196)	-	-	-	(880,663)
Total Deposit	4,959,442	4,001,505	5,242,949	5,470,203	4,861,985	5,697,896	4,199,176	6,540,981	5,351,576	-	-	-	46,325,713
Admin Fee Ratio	1.85%	2.03%	1.83%	1.84%	1.90%	1.84%	1.88%	1.84%	1.84%	#DIV/0!	#DIV/0!	#DIV/0!	1.87%

5. Transfers

The City of Carlsbad
Transfers by Fund
FY23-09 March

	Fund	Fund	July - March			Total FY Budget	FY Target 75%
			Actual	Adj Bud	Fav(Unfav)		
General Fund	101	General Fund	(6,224,777)	(5,899,777)	(325,000)	(5,899,777)	106%
	102	Payroll	-	-	-	-	
Captial Funds	200	GRT Capital Outlay	(3,458,098)	(3,458,098)	-	(3,458,098)	100%
	201	Capital Projects	-	-	-	-	0%
	202	Airport Improvements	300,000	300,000	-	300,000	100%
	220	Landfill-Reserve	111,000	111,000	-	111,000	100%
	230	Landfill-Closure	-	-	-	-	0%
	240	Landfill-Construction	1,000,000	1,000,000	-	1,000,000	100%
Special Revenue Funds	300	Sports Complex	20,296	20,296	-	20,296	0%
	320	Streets Improvement	-	-	-	-	0%
	350	Local Government Correction	-	-	-	-	0%
Insurance Funds	400	Disaster Preparedness	-	-	-	-	0%
	401	Insurance	1,000,000	1,000,000	-	1,000,000	100%
	402	Workers' Compensation	1,250,000	1,250,000	-	1,250,000	100%
	420	Health Insurance	(1,534,945)	(1,534,945)	-	(1,534,945)	0%
Grant Funds	500	Fire Protection	-	-	-	-	0%
	501	Emergency Medical Services	(13,411)	(13,411)	-	(13,411)	100%
	520	Law Enforcement Protection	(625,565)	(625,565)	-	(625,565)	0%
	550	Beautification	50,000	50,000	-	50,000	100%
	570	Municipal Transit	638,511	638,511	-	638,511	100%
	580	CDBG Grant	-	-	-	-	0%
	590	American Rescue Plan Act	(3,681,801)	(3,681,801)	-	(3,681,801)	0%
Lodgers' Tax	600	LT-Promotional	-	-	-	-	0%
	650	LT-Non Promotional	-	-	-	-	0%
	680	LT-Discretionary	(150,000)	(475,000)	325,000	(475,000)	0%
Enterprise Funds	700	Water & Sewer	1,338,134	1,338,134	-	1,338,134	100%
	720	Solid Waste Disposal	(1,177,442)	(1,177,442)	-	(1,177,442)	100%
	750	Special Museum	-	-	-	-	0%
	790	Golf Pro Shop	50,000	50,000	-	50,000	100%
Debt Service Funds	850	NMFA-Water & Sewer	11,108,098	11,108,098	-	11,108,098	100%
Agency Funds	900	Permanent W&S	-	-	-	-	0%
	920	Municipal Court	-	-	-	-	0%
	950	WIPP Accel Impact	-	-	-	-	0%
			(0)	(0)	-	(0)	

6. Labor

Fund	Fund Name	Depart	Depart Name	% of Total Labor	July - March			Total FY Budget	FY Target 77%
					Actual	Adj Bud	Fav(Unfav)		
101	General Fund	10110	Mayor & Council	0.2%	61,038	72,175	11,136	93,827	65%
101	General Fund	10111	Executive & Legislative	2.9%	1,124,027	1,245,615	121,589	1,619,300	69%
101	General Fund	10112	Judicial	1.2%	454,085	497,834	43,749	647,184	70%
101	General Fund	10113	City Clerk	0.8%	288,925	335,254	46,329	435,830	66%
101	General Fund	10114	Human Resources	0.1%	56,668	210,372	153,705	273,484	21%
101	General Fund	10115	Finance-Admin	2.2%	826,163	838,602	12,439	1,090,183	76%
101	General Fund	10116	Finance-Cashiers	0.8%	314,932	358,630	43,698	466,219	68%
101	General Fund	10117	Information Technology	1.0%	381,917	446,851	64,935	580,907	66%
Total Administration				9.1%	3,507,753	4,005,333	497,580	5,206,933	67%
101	General Fund	10120	PD - Admin	1.6%	624,173	780,336	156,163	1,014,437	62%
101	General Fund	10121	PD - Patrol	12.1%	4,657,909	5,045,594	387,685	6,559,273	71%
101	General Fund	10122	PD - Detective/Criminal Invest	3.5%	1,358,551	1,501,850	143,299	1,952,405	70%
101	General Fund	10123	PD - Community Services	2.7%	1,027,402	1,003,277	(24,125)	1,304,260	79%
101	General Fund	10124	PD - Animal Control	0.5%	208,093	205,963	(2,130)	267,752	78%
101	General Fund	10125	PD - Communications	3.5%	1,348,062	1,492,498	144,437	1,940,248	69%
101	General Fund	10126	PD - Traffic	0.9%	353,430	356,093	2,663	462,921	76%
101	General Fund	10127	PD - Professional Standards	1.0%	383,598	373,018	(10,580)	484,923	79%
101	General Fund	10128	PD - Records	0.7%	251,915	345,595	93,680	449,273	56%
Total Police Department				26.6%	10,213,132	11,104,224	891,092	14,435,491	71%
101	General Fund	10130	Fire - Admin	1.2%	442,833	916,752	473,919	1,191,777	37%
101	General Fund	10133	Fire - Suppression	18.6%	7,146,482	7,503,551	357,070	9,754,616	73%
101	General Fund	10134	Fire - PFA	0.9%	329,043	339,187	10,145	440,943	75%
Total Fire Department				20.6%	7,918,357	8,759,490	841,133	11,387,337	70%
101	General Fund	10140	Community Development	0.5%	191,876	325,060	133,184	422,578	45%
101	General Fund	10141	Library	1.3%	496,734	583,480	86,746	758,524	65%
101	General Fund	10142	Museum	0.6%	212,232	213,588	1,355	277,664	76%
101	General Fund	10144	Airport	0.7%	266,558	287,661	21,103	373,959	71%
101	General Fund	10145	Riverwalk Recreation	1.0%	378,328	435,649	57,320	566,343	67%
101	General Fund	10146	Golf	1.8%	694,830	847,228	152,398	1,101,396	63%
101	General Fund	10147	Water Park	0.6%	237,215	301,461	64,246	391,899	61%
101	General Fund	10148	Sr. Rec - San Jose	0.4%	162,529	187,506	24,978	243,758	67%
101	General Fund	10149	Sr. Rec - N. Mesa	0.4%	165,530	172,505	6,975	224,256	74%
101	General Fund	10151	Facility Maintenance	2.5%	954,877	965,439	10,563	1,255,071	76%
Total Community Development & Municipal Servcies				9.8%	3,760,707	4,319,575	558,868	5,615,448	67%
101	General Fund	10152	Streets	2.9%	1,115,026	1,465,355	350,330	1,904,962	59%
101	General Fund	10153	Parks	2.3%	866,040	945,513	79,473	1,229,167	70%
101	General Fund	10154	Community Service	0.9%	342,395	379,206	36,811	492,968	69%
101	General Fund	10155	Garage	2.9%	1,126,784	1,192,457	65,672	1,550,194	73%
101	General Fund	10156	Electrical	1.6%	628,754	715,647	86,893	930,341	68%
101	General Fund	10157	Construction	2.3%	885,662	1,010,243	124,581	1,313,316	67%
Total Public Works				12.9%	4,964,662	5,708,421	743,760	7,420,948	67%
101	General Fund	10158	Projects	1.3%	509,464	711,765	202,300	925,294	55%
101	General Fund	10160	Planning & Regulation	1.7%	661,037	675,537	14,500	878,198	75%
Total Projects & Planning				3.0%	1,170,501	1,387,302	216,801	1,803,492	65%
TOTAL GENERAL FUND				82.1%	31,535,113	35,284,346	3,749,233	45,869,649	69%
300	Sports Complex	30000	Sports Complex	1.2%	475,191	571,708	96,517	743,220	64%
570	Municipal Transit	57070	Municipal Transit	2.2%	831,219	889,199	57,980	1,155,959	72%
Total Other Government Funds				3.4%	1,306,410	1,460,907	154,497	1,899,179	69%

Fund	Fund Name	Depart	Depart Name	% of Total Labor	July - March			Total FY Budget	FY Target 77%
					Actual	Adj Bud	Fav(Unfav)		
720	Solid Waste Disposal	72030	Solid Waste Disposal	4.1%	1,592,309	1,801,220	208,911	2,341,587	68%
Total Solid Waste Disposal - Enterprise Fund				4.1%	1,592,309	1,801,220	208,911	2,341,587	68%
700	Water & Sewer	70000	Water	5.2%	2,013,399	2,169,044	155,645	2,819,757	71%
700	Water & Sewer	70001	Waste Water	1.8%	672,582	796,880	124,298	1,035,944	65%
700	Water & Sewer	70002	Double Eagle	1.6%	597,508	650,572	53,064	845,743	71%
700	Water & Sewer	70003	Collection System	1.0%	387,200	464,845	77,646	604,299	64%
700	Water & Sewer	70004	Lab Environmental Services	0.8%	298,994	305,391	6,396	397,008	75%
Total Water & Sewer - Enterprise Fund				10.3%	3,969,683	4,386,732	417,049	5,702,751	70%
Total Labor				100%	38,403,515	42,933,205	4,529,690	55,813,166	69%

Fund	Fund Name	Depart	Depart Name	Direct *			Associated Payroll ^		
				Actual	Budget	Variance	Actual	Budget	Variance
101	General Fund	10110	Mayor & Council	56,700	67,038	10,338	4,338	5,136	798
101	General Fund	10111	Executive & Legislative	854,677	933,048	78,371	269,350	312,567	43,217
101	General Fund	10112	Judicial	322,669	360,558	37,890	131,416	137,275	5,859
101	General Fund	10113	City Clerk	194,985	222,458	27,474	93,940	112,795	18,855
101	General Fund	10114	Human Resources	47,297	162,002	114,705	9,371	48,371	39,000
101	General Fund	10115	Finance-Admin	580,777	596,026	15,249	245,385	242,576	(2,810)
101	General Fund	10116	Finance-Cashiers	237,295	255,600	18,305	77,637	103,030	25,393
101	General Fund	10117	Information Technology	271,445	310,773	39,328	110,472	136,078	25,606
Total Administration				2,565,844	2,907,505	341,660	941,909	1,097,828	155,919
101	General Fund	10120	PD - Admin	436,361	550,236	113,875	187,812	230,101	42,289
101	General Fund	10121	PD - Patrol	3,388,301	3,478,258	89,957	1,269,609	1,567,337	297,728
101	General Fund	10122	PD - Detective/Criminal Invest	914,741	1,022,563	107,822	443,810	479,287	35,477
101	General Fund	10123	PD - Community Services	664,013	659,276	(4,737)	363,389	344,001	(19,388)
101	General Fund	10124	PD - Animal Control	140,419	137,081	(3,338)	67,674	68,882	1,208
101	General Fund	10125	PD - Communications	1,009,702	1,047,900	38,198	338,360	444,598	106,239
101	General Fund	10126	PD - Traffic	243,554	234,915	(8,639)	109,876	121,178	11,302
101	General Fund	10127	PD - Professional Standards	261,862	255,632	(6,231)	121,735	117,386	(4,349)
101	General Fund	10128	PD - Records	158,634	225,262	66,627	93,280	120,333	27,053
Total Police Department				7,217,586	7,611,121	393,534	2,995,546	3,493,103	497,558
101	General Fund	10130	Fire - Admin	270,716	594,535	323,819	172,117	322,217	150,099
101	General Fund	10133	Fire - Suppression	4,812,580	5,011,531	198,951	2,333,902	2,492,020	158,119
101	General Fund	10134	Fire - PFA	222,323	226,069	3,747	106,720	113,118	6,398
Total Fire Department				5,305,619	5,832,135	526,517	2,612,739	2,927,355	314,616
101	General Fund	10140	Community Development	150,472	241,642	91,170	41,404	83,418	42,014
101	General Fund	10141	Library	366,569	423,026	56,457	130,165	160,454	30,289
101	General Fund	10142	Museum	157,815	158,848	1,032	54,417	54,740	323
101	General Fund	10144	Airport	210,683	222,069	11,387	55,875	65,591	9,716
101	General Fund	10145	Riverwalk Recreation	310,297	359,838	49,541	68,031	75,811	7,780
101	General Fund	10146	Golf	529,437	655,701	126,264	165,393	191,526	26,134
101	General Fund	10147	Water Park	204,977	256,748	51,771	32,238	44,713	12,475
101	General Fund	10148	Sr. Rec - San Jose	121,524	142,932	21,408	41,005	44,574	3,569
101	General Fund	10149	Sr. Rec - N. Mesa	130,754	137,712	6,958	34,776	34,792	16
101	General Fund	10151	Facility Maintenance	672,363	687,787	15,424	282,513	277,652	(4,861)
Total Community Development & Municipal Services				2,854,891	3,286,303	431,412	905,816	1,033,272	127,456
101	General Fund	10152	Streets	803,100	1,038,078	234,978	311,926	427,277	115,351
101	General Fund	10153	Parks	597,357	645,858	48,501	268,683	299,655	30,972
101	General Fund	10154	Community Service	215,554	253,856	38,302	126,841	125,350	(1,491)
101	General Fund	10155	Garage	746,151	800,270	54,119	380,633	392,187	11,554
101	General Fund	10156	Electrical	459,178	531,756	72,578	169,576	183,891	14,315
101	General Fund	10157	Construction	552,585	645,279	92,694	333,077	364,964	31,887
Total Public Works				3,373,926	3,915,098	541,172	1,590,736	1,793,324	202,588
101	General Fund	10158	Projects	359,165	501,099	141,934	150,299	210,665	60,366
101	General Fund	10160	Planning & Regulation	468,179	481,896	13,717	192,858	193,641	783
Total Projects & Planning				827,344	982,995	155,652	343,157	404,306	61,149
TOTAL GENERAL FUND				22,145,210	24,535,157	2,389,947	9,389,903	10,749,189	1,359,286
300	Sports Complex	30000	Sports Complex	338,716	426,427	87,711	136,475	145,281	8,806
570	Municipal Transit	57070	Municipal Transit	586,745	640,039	53,294	244,474	249,160	4,686
Total Other Government Funds				925,461	1,066,466	141,006	380,950	394,441	13,491
720	Solid Waste Disposal	72030	Solid Waste Disposal	1,166,354	1,276,813	110,459	425,955	524,407	98,452

Fund	Fund Name	Depart	Depart Name	Direct *			Associated Payroll ^		
				Actual	Budget	Variance	Actual	Budget	Variance
Total Solid Waste Disposal - Enterprise Fund				1,166,354	1,276,813	110,459	425,955	524,407	98,452
700	Water & Sewer	70000	Water	1,418,931	1,532,537	113,606	594,468	636,507	42,039
700	Water & Sewer	70001	Waste Water	469,842	543,688	73,846	202,740	253,192	50,453
700	Water & Sewer	70002	Double Eagle	425,927	454,896	28,969	171,580	195,676	24,095
700	Water & Sewer	70003	Collection System	279,220	331,525	52,305	107,980	133,321	25,341
700	Water & Sewer	70004	Lab Environmental Services	201,037	207,620	6,583	97,957	97,771	(186)
Total Water & Sewer - Enterprise Fund				2,794,957	3,070,265	275,308	1,174,725	1,316,466	141,741
Total Labor				27,031,981	29,948,702	2,916,720	11,371,533	12,984,503	1,612,970

* Direct Laor includes: Salary, Regular, OT, DT, & Allowances

^ Associated Payroll includes: Taxes, PERA, & Health Insurance

The City of Carlsbad

Total Labor

FY23-09 March



Administration 3,507,753
% of Total Labor 9.1%



Police Dept 10,213,132
% of Total Labor 26.6%



Fire Dept 7,918,357
% of Total Labor 20.6%



Community Svcs 3,760,707
% of Total Labor 9.8%



Public Works 4,964,662
% of Total Labor 12.9%



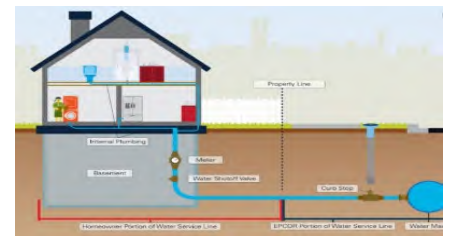
Projects/Planning 1,170,501
% of Total Labor 3.0%



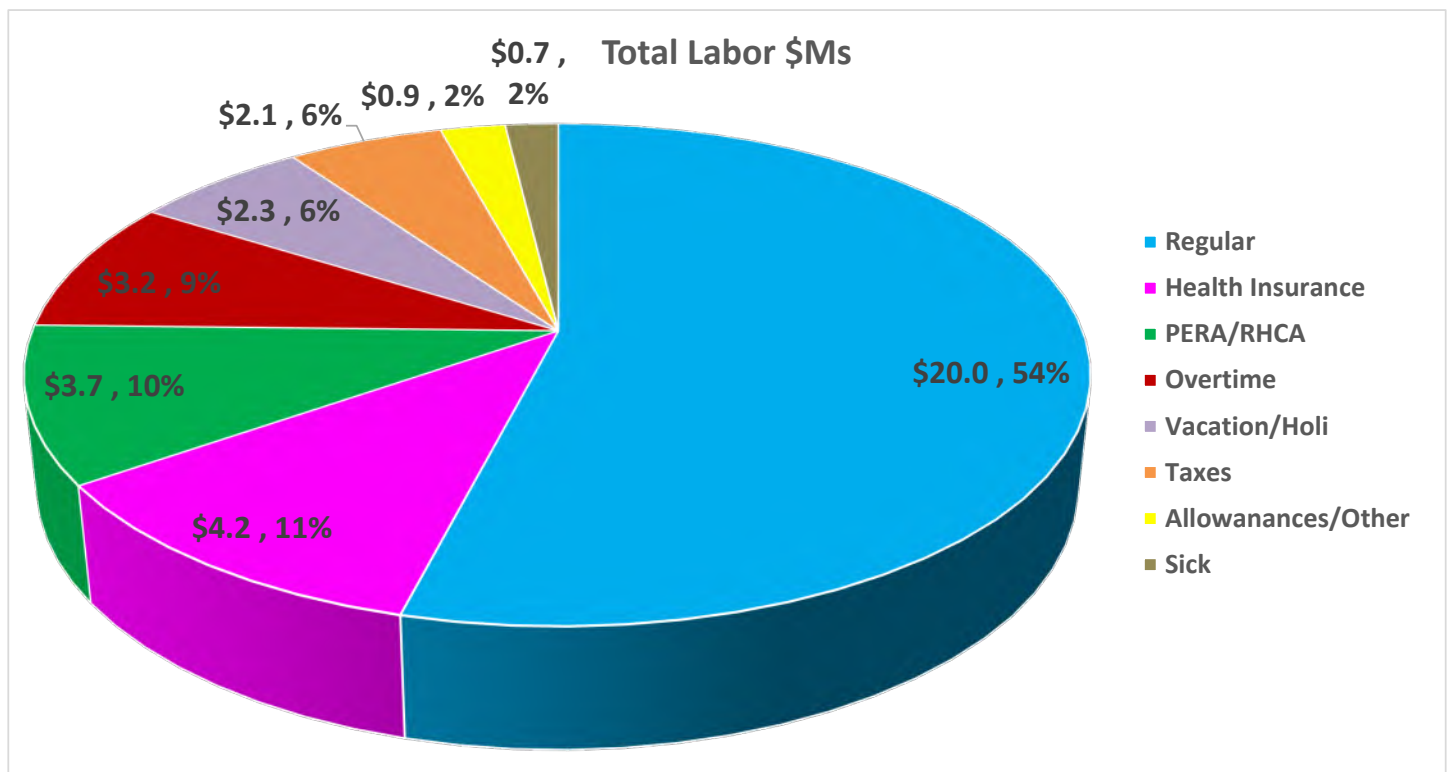
Other Government 1,306,410
% of Total Labor 3.4%



Solid Waste Disposal 1,592,309
% of Total Labor 4.1%



Water & Sewer 3,969,683
% of Total Labor 10.3%



The City of Carlsbad

Total Labor

FY23-09 March



Administration 3,507,753
% of Total Labor 9.1%



Police Dept 10,213,132
% of Total Labor 26.6%



Fire Dept 7,918,357
% of Total Labor 20.6%



Community Svcs 3,760,707
% of Total Labor 9.8%



Public Works 4,964,662
% of Total Labor 12.9%



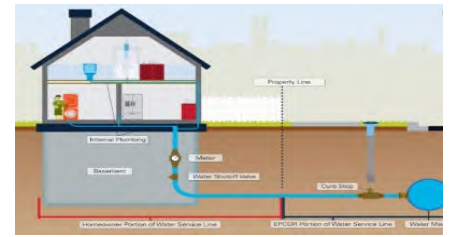
Projects/Planning 1,170,501
% of Total Labor 3.0%



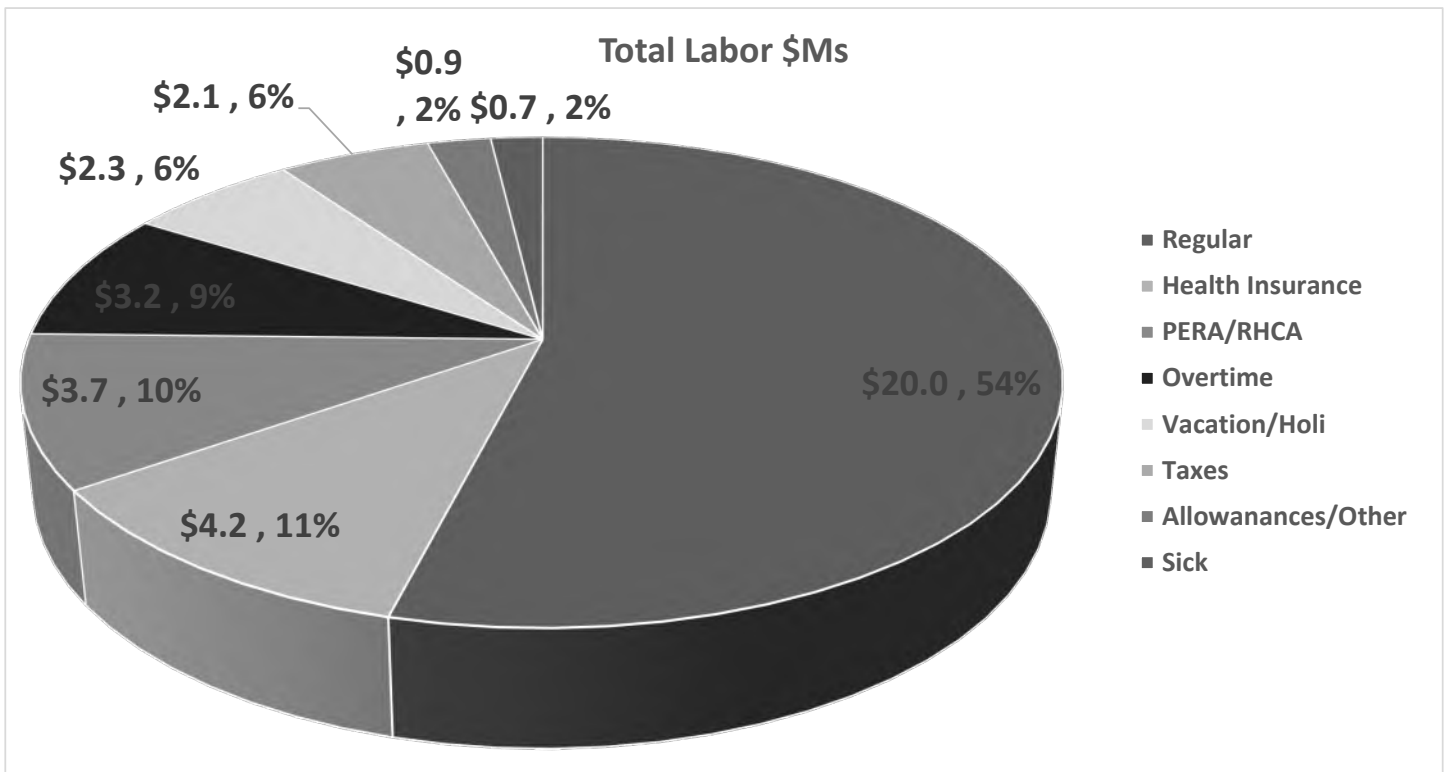
Other Government 1,306,410
% of Total Labor 3.4%



Solid Waste Disposal 1,592,309
% of Total Labor 4.1%



Water & Sewer 3,969,683
% of Total Labor 10.3%



7. Operations

Fund	Fund Name	Dept	Depart Name	% of Total Costs	July - March			Total FY Budget	FY Target 75%
					Actual	Adj Bud	Fav(Unfav)		
101	General Fund	10110	Mayor & Council	0.0%	4,928	13,875	8,947	18,500	27%
101	General Fund	10111	Executive & Legislative	3.9%	945,743	1,417,951	472,207	1,890,601	50%
101	General Fund	10112	Judicial	0.4%	90,196	150,675	60,479	200,900	45%
101	General Fund	10113	City Clerk	0.1%	32,372	36,225	3,853	48,300	67%
101	General Fund	10114	Human Resources	0.0%	4,406	15,413	11,006	20,550	21%
101	General Fund	10115	Finance-Admin	2.0%	478,237	541,125	62,888	721,500	66%
101	General Fund	10116	Finance-Cashiers	0.0%	-	-	-	-	0%
101	General Fund	10117	Information Technology	0.9%	210,261	248,648	38,387	331,530	63%
101	General Fund	10119	GRTR Fees	2.6%	638,393	585,000	(53,393)	780,000	82%
Total Administration				10.0%	2,404,537	3,008,911	604,374	4,011,881	60%
101	General Fund	10120	PD - Admin	5.8%	1,400,642	1,532,598	131,956	2,043,464	69%
101	General Fund	10121	PD - Patrol	0.3%	64,719	-	(64,719)	-	-
101	General Fund	10122	PD - Detective/Criminal Invest	0.1%	16,087	-	(16,087)	-	-
101	General Fund	10123	PD - Community Services	0.0%	10,746	-	(10,746)	-	-
101	General Fund	10124	PD - Animal Control	0.0%	5,169	-	(5,169)	-	-
101	General Fund	10125	PD - Communications	0.1%	20,944	-	(20,944)	-	-
101	General Fund	10126	PD - Traffic	0.0%	-	-	-	-	-
101	General Fund	10127	PD - Professional Standards	0.0%	3,838	-	(3,838)	-	-
101	General Fund	10128	PD - Records	0.0%	1,935	-	(1,935)	-	-
Total Police Department				6.3%	1,524,080	1,532,598	8,518	2,043,464	75%
101	General Fund	10130	Fire - Admin	3.9%	946,036	941,343	(4,693)	1,255,124	75%
101	General Fund	10131	Fire - Operations	0.0%	-	-	-	-	-
101	General Fund	10132	Fire - EMS	0.0%	-	-	-	-	-
101	General Fund	10133	Fire - Suppression	0.0%	4,338	-	(4,338)	-	-
101	General Fund	10134	Fire - PFA	0.0%	1,314	-	(1,314)	-	-
101	General Fund	10135	Fire - Specialty Teams	0.0%	-	-	-	-	-
Total Fire Department				3.9%	951,688	941,343	(10,345)	1,255,124	76%
101	General Fund	10140	Community Development	0.3%	69,473	215,025	145,552	286,700	24%
101	General Fund	10141	Library	0.8%	204,841	213,776	8,935	285,035	72%
101	General Fund	10142	Museum	0.3%	66,933	99,075	32,142	132,100	51%
101	General Fund	10143	Performing Arts Center	0.3%	62,739	75,000	12,261	100,000	63%
101	General Fund	10144	Airport	0.3%	82,253	96,300	14,047	128,400	64%
101	General Fund	10145	Riverwalk Recreation	0.4%	99,415	119,213	19,798	158,950	63%
101	General Fund	10146	Golf	1.4%	333,393	386,400	53,007	515,200	65%
101	General Fund	10147	Water Park	0.3%	80,713	134,550	53,837	179,400	45%
101	General Fund	10148	Sr. Rec - San Jose	0.1%	13,573	22,440	8,867	29,920	45%
101	General Fund	10149	Sr. Rec - N. Mesa	0.3%	62,668	63,125	457	84,167	74%
101	General Fund	10150	Sr. Rec-Alejandro Ruiz	0.3%	70,922	91,021	20,098	121,361	58%
101	General Fund	10151	Facility Maintenance	0.3%	77,844	150,450	72,606	200,600	39%
Total Community Development & Municipal Servcies				5.1%	1,224,767	1,666,375	441,607	2,221,833	55%
101	General Fund	10152	Streets	3.1%	744,773	769,350	24,577	1,025,800	73%
101	General Fund	10153	Parks	3.0%	722,363	853,139	130,776	1,137,518	64%
101	General Fund	10154	Community Service	0.1%	33,813	41,550	7,737	55,400	61%
101	General Fund	10155	Garage	0.3%	81,365	87,975	6,610	117,300	69%
101	General Fund	10156	Electrical	0.1%	30,371	42,150	11,779	56,200	54%
101	General Fund	10157	Construction	0.2%	45,172	56,475	11,303	75,300	60%
101	General Fund	10161	Cemetery	1.8%	431,761	482,138	50,377	642,851	67%
Total Public Works				8.7%	2,089,618	2,332,777	243,159	3,110,370	67%
101	General Fund	10158	Projects	0.1%	18,207	35,850	17,643	47,800	38%
101	General Fund	10160	Planning & Regulation	1.1%	275,715	456,900	181,185	609,200	45%
Total Projects & Planning				1.2%	293,922	492,750	198,828	657,000	45%
TOTAL GENERAL FUND				35.2%	8,488,614	9,974,753	1,486,140	13,299,671	64%
102	Payroll	10202	Payroll	0.0%	-	-	-	-	-

Fund	Fund Name	Dept	Depart Name	% of Total Costs	July - March			Total FY Budget	FY Target 75%	
					Actual	Adj Bud	Fav(Unfav)			
Total Payroll					-	-	-	-		
200	GRT Capital Outlay	20000	GRT Capital Outlay	0.6%	137,648	77,250	(60,398)	103,000	134%	
201	Capital Projects	20101	Capital Projects	0.0%	-	-	-	-		
202	Airport Improvements	20202	Airport Improvements	0.0%	-	58,667	58,667	78,222	0%	
230	Landfill-Closure	23030	Landfill-Closure	0.1%	27,279	82,500	55,221	110,000	25%	
240	Landfill-Construction	24040	Landfill-Construction	4.6%	1,112,636	1,162,500	49,864	1,550,000	72%	
Total Capital Funds					5.3%	1,277,563	1,380,917	103,354	1,841,222	69%
300	Sports Complex	30000	Sports Complex	1.5%	366,275	443,850	77,575	591,800	62%	
320	Streets Improvement	32020	Streets Improvement	0.1%	35,271	262,500	227,229	350,000	10%	
350	Local Government Correction	35050	Local Government Correction	1.2%	289,275	393,750	104,475	525,000	55%	
360	Cannabis Revenue	36060	Cannabis Revenue	0.0%	4,719	7,500	2,781	10,000	0%	
Total Special Revenue Funds					2.9%	695,540	1,107,600	412,060	1,476,800	47%
400	Disaster Preparedness	40000	Disaster Preparedness	6.2%	1,500,000	1,125,000	(375,000)	1,500,000	100%	
401	Insurance	40101	Insurance	5.3%	1,274,976	1,244,819	(30,157)	1,659,758	77%	
402	Workers' Compensation	40202	Workers' Compensation	2.3%	555,249	476,250	(78,999)	635,000	87%	
420	Health Insurance	42020	Health Insurance	13.3%	3,204,092	4,950,000	1,745,908	6,600,000	49%	
Total Insurance Funds					27.1%	6,534,317	7,796,069	1,261,751	10,394,758	63%
500	Fire Protection	50000	Fire Protection	0.0%	4,256	75,000	70,744	100,000	0%	
501	Emergency Medical Services	50101	Emergency Medical Services	0.0%	-	-	-	-	0%	
520	Law Enforcement Protection	52020	Law Enforcement Protection	0.3%	80,449	84,000	3,551	112,000	72%	
550	Beautification	55050	Beautification	0.3%	68,196	51,863	(16,333)	69,150	99%	
570	Municipal Transit	57070	Municipal Transit	0.6%	153,278	171,225	17,947	228,300	67%	
Total Grant Funds					1.3%	306,178	382,088	75,909	509,450	60%
600	LT-Promotional	60000	LT-Promotional	3.8%	906,573	1,231,825	325,251	1,642,433	55%	
650	LT-Non Promotional	65000	LT-Non Promotional	2.3%	566,191	604,125	37,934	805,500	70%	
Total Lodgers' Tax					6.1%	1,472,764	1,835,950	363,186	2,447,933	60%
700	Water & Sewer	70000	Water	6.2%	1,497,775	1,709,588	211,812	2,279,450	66%	
700	Water & Sewer	70001	Waste Water	1.3%	317,689	397,425	79,736	529,900	60%	
700	Water & Sewer	70002	Double Eagle	1.0%	236,699	352,200	115,501	469,600	50%	
700	Water & Sewer	70003	Collection System	0.9%	217,643	259,875	42,232	346,500	63%	
700	Water & Sewer	70004	Lab Environmental Services	0.1%	32,092	29,475	(2,617)	39,300	82%	
Total Water & Sewer					9.5%	2,301,898	2,748,563	446,664	3,664,750	63%
720	Solid Waste Disposal	72030	Solid Waste Disposal	4.4%	1,074,367	1,209,075	134,708	1,612,100	67%	
720	Solid Waste Disposal	72031	Sandpoint Landfill	1.4%	348,493	1,125,000	776,507	1,500,000	23%	
Total Solid Waste Disposal					5.9%	1,422,860	2,334,075	911,215	3,112,100	46%
750	Special Museum	75060	Special Museum	0.0%	1,646	11,250	9,604	15,000	11%	
790	Golf Pro Shop	79090	Golf Pro Shop	1.5%	373,121	357,332	(15,789)	476,443	78%	
Other Enterprise Funds					1.6%	374,767	368,582	(6,185)	491,443	76%
850	NMFA-Water & Sewer	85050	NMFA-Water & Sewer	5.0%	1,213,881	1,611,301	397,420	2,148,401	57%	
Total Debt Service					5.0%	1,213,881	1,611,301	397,420	2,148,401	57%
900	Permanent W&S	90000	Permanent W&S	0.0%	-	-	-	-	0%	
980	ELEA	98080	ELEA	0.2%	55,934	90,000	34,066	120,000	47%	
Total Agency Funds					0.2%	55,934	90,000	34,066	120,000	47%

Fund	Fund Name	Dept	Depart Name	% of Total Costs	July - March			Total FY Budget	FY Target 75%
					Actual	Adj Bud	Fav(Unfav)		
Total Operations				100.0%	24,144,316	29,629,896	5,485,581	39,506,529	61%

8. Capital & Project Central

Fund	Fund Name	Dept	Depart Name	% of Total Costs	July - March			Total FY Budget	FY Target 75%
					Actual	Adj Bud	Fav(Unfav)		
101	General Fund	10111	Executive & Legislative	0.4%	60,725	159,538	98,813	212,717	29%
101	General Fund	10113	City Clerk	0.0%	-	-	-	-	0%
101	General Fund	10115	Finance-Admin	0.0%	-	75,000	75,000	100,000	0%
101	General Fund	10117	Information Technology	0.4%	57,821	112,500	54,679	150,000	39%
Total Administration				0.7%	118,546	347,038	228,492	462,717	26%
101	General Fund	10120	PD - Admin	4.4%	711,421	1,103,554	392,133	1,471,406	48%
Total Police Department				4.4%	711,421	1,103,554	392,133	1,471,406	48%
101	General Fund	10130	Fire - Admin	1.6%	251,823	236,607	(15,216)	315,476	80%
Total Fire Department				1.6%	251,823	236,607	(15,216)	315,476	80%
101	General Fund	10140	Community Development	0.5%	75,514	245,225	169,712	326,967	23%
101	General Fund	10141	Library	0.0%	6,852	37,943	31,092	50,591	14%
101	General Fund	10142	Museum	0.2%	25,000	93,750	68,750	125,000	20%
101	General Fund	10143	Performing Arts Center	0.2%	24,679	196,496	171,817	261,994	9%
101	General Fund	10144	Airport	0.0%	7,637	298,463	290,825	397,950	2%
101	General Fund	10145	Riverwalk Recreation	0.3%	44,678	573,427	528,749	764,570	6%
101	General Fund	10146	Golf	0.8%	133,464	795,884	662,419	1,061,178	13%
101	General Fund	10147	Water Park	0.0%	-	-	-	-	0%
101	General Fund	10149	Sr. Rec - N. Mesa	0.0%	-	-	-	-	-
101	General Fund	10150	Sr. Rec-Alejandro Ruiz	0.2%	37,458	478,550	441,092	638,067	6%
101	General Fund	10151	Facility Maintenance	0.0%	2,648	206,250	203,602	275,000	1%
Total Community Development & Municipal Svcies				2.2%	357,930	2,925,988	2,568,058	3,901,317	9%
101	General Fund	10152	Streets	0.9%	144,021	285,025	141,004	380,033	-
101	General Fund	10153	Parks	3.5%	560,390	712,055	151,665	949,406	59%
101	General Fund	10155	Garage	0.0%	-	-	-	-	-
101	General Fund	10156	Electrical	0.0%	-	82,500	82,500	110,000	-
101	General Fund	10157	Construction	1.0%	155,967	116,975	(38,992)	155,967	-
101	General Fund	10161	Cemetery	0.5%	87,523	240,015	152,493	320,021	27%
Total Public Works				5.8%	947,900	1,436,570	488,670	1,915,427	49%
101	General Fund	10158	Projects	0.0%	-	-	-	-	-
101	General Fund	10160	Planning & Regulation	0.0%	-	239,648	239,648	319,530	0%
Total Projects & Planning				0.0%	-	239,648	239,648	319,530	0%
TOTAL GENERAL FUND				14.7%	2,387,620	6,289,405	3,901,785	8,385,873	28%
200	GRT Capital Outlay	20000	GRT Capital Outlay	0.4%	68,903	373,662	304,758	498,216	14%
201	Capital Projects	20101	Capital Projects	3.6%	581,054	6,190,263	5,609,209	8,253,684	7%
202	Airport Improvements	20202	Airport Improvements	0.2%	36,148	3,396,441	3,360,293	4,528,588	1%
230	Landfill-Closure	23030	Landfill-Closure	0.0%	-	-	-	-	-
Total Capital Funds				4.2%	686,106	9,960,366	9,274,260	13,280,488	5%
300	Sports Complex	30000	Sports Complex	0.0%	4,086	866,250	862,164	1,155,000	0%
320	Streets Improvement	32020	Streets Improvement	27.2%	4,415,605	6,010,044	1,594,439	8,013,392	55%
Total Special Revenue Funds				27.2%	4,419,691	6,876,294	2,456,603	9,168,392	48%
500	Fire Protection	50000	Fire Protection	0.2%	36,418	1,253,165	1,216,747	1,670,887	2%
501	Emergency Medical Services	50101	Emergency Medical Services	0.1%	17,885	15,000	(2,885)	20,000	89%
550	Beautification	55050	Beautification	0.0%	-	-	-	-	-
570	Municipal Transit	57070	Municipal Transit	0.8%	125,969	1,334,972	1,209,003	1,779,963	7%
580	CDBG Grant	58080	CDBG Grant	0.7%	106,741	80,249	(26,491)	106,999	100%

Fund	Fund Name	Dept	Depart Name	% of Total Costs	July - March			Total FY Budget	FY Target 75%
					Actual	Adj Bud	Fav(Unfav)		
Total Grant Funds				1.8%	287,013	2,683,387	2,396,373	3,577,849	8%
600	LT-Promotional	60000	LT-Promotional	2.3%	371,126	1,125,000	753,874	1,500,000	25%
650	LT-Non Promotional	65000	LT-Non Promotional	9.0%	1,465,682	1,343,635	(122,047)	1,791,513	82%
680	LT-Discretionary	68000	LT-Discretionary	6.3%	1,024,889	1,012,500	(12,389)	1,350,000	76%
Total Lodgers' Tax				17.6%	2,861,697	3,481,135	619,438	4,641,513	62%
700	Water & Sewer	70000	Water	13.6%	2,200,417	4,576,647	2,376,230	6,102,195	36%
700	Water & Sewer	70001	Waste Water	0.9%	138,199	926,351	788,152	1,235,135	11%
700	Water & Sewer	70002	Double Eagle	0.7%	113,465	2,887,500	2,774,035	3,850,000	3%
700	Water & Sewer	70003	Collection System	3.6%	578,682	5,807,284	5,228,602	7,743,045	7%
700	Water & Sewer	70004	Lab Environmental Services	0.0%	-	-	-	-	0%
Total Water & Sewer				18.7%	3,030,762	14,197,781	11,167,019	18,930,375	16%
790	Golf Pro Shop	79090	Golf Pro Shop	0.0%	-	73,243	73,243	97,657	0%
Total Golf Pro Shop				0.0%	-	73,243	73,243	97,657	
720	Solid Waste Disposal	72030	Solid Waste Disposal	15.7%	2,552,296	3,450,000	897,704	4,600,000	55%
Total Solid Waste Disposal				15.7%	2,552,296	3,450,000	897,704	4,600,000	55%
Total Capital				100.0%	16,225,185	46,938,368	30,713,183	62,682,148	26%

Project Code	Description	Project Type	Department	Dept Name	Revised Budget	Actuals	Project Balance	Encumbrances	Requisitions
100463	FY21-Vehicle	CAPC	111	Executive & Legislative	62,717.00	60,725.00	1,992.00	-	-
100685	FY23-Annual Land Acquisition	CAP	111	Executive & Legislative	150,000.00	-	150,000.00	10,800.00	-
100686	FY23-CDOD Operations	OA	111	Executive & Legislative	256,360.00	149,543.31	106,816.69	106,816.69	-
100687	FY23-CDOD ED	OA	111	Executive & Legislative	10,000.00	5,833.31	4,166.69	4,166.69	-
100688	FY23-Carlsbad MainStreet	OA	111	Executive & Legislative	90,000.00	60,000.00	30,000.00	30,000.00	-
100689	FY23-Carlsbad Community of Hope	OA-C	111	Executive & Legislative	28,800.00	28,800.00	-	-	-
100690	FY23-Community Coalition-Teen Court	OA	111	Executive & Legislative	24,000.00	12,000.00	12,000.00	12,000.00	-
100691	FY23-Transitional Housing	OA-C	111	Executive & Legislative	36,000.00	36,000.00	-	-	-
100692	FY23-Child Advocacy Center	OA	111	Executive & Legislative	20,000.00	5,000.00	15,000.00	15,000.00	-
100693	FY23-SENMEDD	OA-C	111	Executive & Legislative	7,641.00	7,641.00	-	-	-
100694	FY23-Boys & Girls Club	OA-C	111	Executive & Legislative	70,000.00	70,000.00	-	-	-
100695	FY23-SENMCAC	OA	111	Executive & Legislative	20,000.00	10,000.00	10,000.00	10,000.00	-
100696	FY23-Carlsbad Chamber Retirement	OA	111	Executive & Legislative	44,250.00	-	44,250.00	44,250.00	-
100697	FY23-ELEA	OA-C	111	Executive & Legislative	25,000.00	25,000.00	-	-	-
100698	FY23-CMS Natatorium	OA-C	111	Executive & Legislative	13,000.00	13,000.00	-	-	-
100699	FY23-CMS Summer Rec Program	OA-C	111	Executive & Legislative	15,000.00	15,000.00	-	-	-
100700	FY23-CMS Summer Reading Academy	OA-C	111	Executive & Legislative	39,000.00	39,000.00	-	-	-
100701	FY23-CMS Youth Citizenship	OA-C	111	Executive & Legislative	7,000.00	7,000.00	-	-	-
100702	FY23-CMS Tutoring Program	OA-C	111	Executive & Legislative	30,000.00	30,000.00	-	-	-
100703	FY23-CMS STEAM Program	OA-C	111	Executive & Legislative	15,000.00	15,000.00	-	-	-
100863	FY23-Bullet Proof Glass	CAP	112	Judicial	-	-	-	-	-
100344	FY21-Cashier Remodel	CAP	115	Finance-Admin	100,000.00	-	100,000.00	-	-
100704	FY23-Annual Servers & Storage	CAP	117	Information Technology	150,000.00	57,821.22	92,178.78	-	-
100491	FY21-DOJ Stop School Violence-GRANT	OP	120	PD - Admin	165,499.00	10,186.73	155,312.27	1,580.00	-
100517	FY22-Tyler/Watchguard Interface	CAP	120	PD - Admin	45,000.00	2,167.62	42,832.38	7,200.00	-
100519	FY22-APCO/Intellicom/Tyler	CAP	120	PD - Admin	70,000.00	52,977.82	17,022.18	6,776.00	-
100628	FY22-Phone System	CAPC	120	PD - Admin	150,000.00	149,999.00	1.00	-	-
100630	FY22-Watchguard/Redaction Donation	CAP	120	PD - Admin	70,000.00	41,216.17	28,783.83	-	-
100705	FY23-Lexis Nexis Reporting System	CAP	120	PD - Admin	11,500.20	-	11,500.20	-	-
100706	FY23-Tyler Mobile Interface	CAP	120	PD - Admin	20,320.00	-	20,320.00	-	-
100707	FY23-LEADSONLINE	CAPC	120	PD - Admin	5,855.00	-	5,855.00	-	-
100708	FY23-Star Witness Computer Upgrade	CAPC	120	PD - Admin	8,299.40	8,299.40	-	-	-
100709	FY23-LENCO Armored Vehicle	CAP	120	PD - Admin	315,000.00	-	315,000.00	313,359.00	-
100710	FY23-Conversus	CAPC	120	PD - Admin	8,050.00	8,050.00	-	-	-
100711	FY23-Computer Voice Stress Analyzer	CAP	120	PD - Admin	9,995.00	-	9,995.00	-	-
100712	FY23-Tyler Pictometry Interface	CAPC	120	PD - Admin	6,980.00	6,400.00	580.00	-	-
100713	FY23-Tyler NG911 Interface	CAP	120	PD - Admin	8,580.00	2,320.00	6,260.00	6,260.00	-

Project Code	Description	Project Type	Department	Dept Name	Revised Budget	Actuals	Project Balance	Encumbrances	Requisitions
100714	FY23-Tyler ASAP Interface	CAPC	120	PD - Admin	13,800.00	13,800.00	-	-	-
100715	FY23-Tyler SVR Module	CAPC	120	PD - Admin	7,356.00	6,881.33	474.67	-	-
100716	FY23-Zetron Training Radio Equip	CAP	120	PD - Admin	117,107.00	-	117,107.00	116,994.77	-
100717	FY23-Smart911 Rave Suite	CAP	120	PD - Admin	59,380.00	-	59,380.00	30,901.22	-
100718	FY23-Ford Explorers (4)	CAP	120	PD - Admin	420,000.00	280,534.35	139,465.65	132,316.97	-
100820	FY23-Mobile License Plate Reader	CAPC	120	PD - Admin	30,000.00	28,500.00	1,500.00	-	-
100859	FY23-License Plate Reader GRANT	CAP	120	PD - Admin	14,809.00	-	14,809.00	-	-
100860	FY23-Ford Explorers (4)	CAP	120	PD - Admin	151,236.00	-	151,236.00	151,236.00	-
100027	FY20-A-1/PFA Remodel	CAPC	130	Fire - Admin	79,475.85	74,959.28	4,516.57	-	-
100521	FY22-Ambulance Remount	CAP	130	Fire - Admin	149,874.00	-	149,874.00	149,874.00	-
100522	FY22-Phone System	CAPC	130	Fire - Admin	8,759.99	8,759.99	-	-	-
100719	FY23-Training Prop	CAPC	130	Fire - Admin	9,979.68	8,496.25	1,483.43	-	-
100720	FY23-Vehicle	CAP	130	Fire - Admin	54,886.33	-	54,886.33	54,422.00	-
100721	FY23-SCBA	CAPC	130	Fire - Admin	38,425.00	38,425.00	-	-	-
100823	FY23-Building Improvements	CAPC	130	Fire - Admin	29,075.00	29,041.69	33.31	-	-
100850	FY23-Surrender Safety Device GRANT	CAP	130	Fire - Admin	20,000.00	-	20,000.00	12,750.00	-
100361	FY21-HAP Phase 4	CAP	140	Community Development	14,453.00	11,998.06	2,454.94	2,454.32	-
100625	FY22-HAP Phase 5	CAP	140	Community Development	120,492.00	70,343.91	50,148.09	50,109.45	-
100653	FY22-HAP Shade Structure-GRANT	CAP	140	Community Development	66,000.00	52,283.28	13,716.72	13,716.72	-
100722	FY23-HAP Improvements	CAP	140	Community Development	200,000.00	2,023.00	197,977.00	20,835.95	-
100836	FY23-Hall of Fame	CAP	140	Community Development	50,000.00	12,843.42	37,156.58	6,630.00	-
100842	FY23-MainStreet CEDP GRANT	OP	140	Community Development	44,800.00	1,840.00	42,960.00	38,160.00	-
100526	FY22-2020 GO Bond-GRANT	CAP	141	Library	60,591.19	6,851.84	53,739.35	-	-
100668	FY22-ARP Humanities -GRANT	OP-C	141	Library	10,000.00	10,000.00	-	-	-
100669	FY22-ARPA Library -GRANT	OP-C	141	Library	17,828.00	17,828.00	-	-	-
100673	FY22-Library Micro Grant	OP-C	141	Library	500.00	500.00	-	-	-
100723	FY23-Grant-In-Aid	OP	141	Library	10,254.72	864.00	9,390.72	864.00	-
100854	FY23-Serving Communities Program	OP	141	Library	1,000.00	-	1,000.00	-	-
100527	FY22-Museum HVAC Controls	CAP	142	Museum	100,000.00	-	100,000.00	-	-
100819	FY23-Jack Drake Art Acquisition	CAPC	142	Museum	10,000.00	10,000.00	-	-	-
100848	FY23-Gary Niblett Painting	CAPC	142	Museum	15,000.00	15,000.00	-	-	-
100861	FY23-Chevron Catalyst Grant	OP	142	Museum	-	-	-	-	-
100528	FY22-Sound & Lighting System	CAP	143	Performing Arts Center	200,000.00	81,792.26	118,207.74	-	-
100530	FY22-Annex Sound/Lighting	CAP	143	Performing Arts Center	30,000.00	892.08	29,107.92	892.08	-
100724	FY23-WGPAC HVAC	CAP	143	Performing Arts Center	90,000.00	-	90,000.00	-	-
100364	FY21-Concrete Hardstand	CAP	144	Airport	279,950.00	-	279,950.00	159,836.25	-
100725	FY23-ARFF Access Road	CAP	144	Airport	50,000.00	-	50,000.00	-	-

Project Code	Description	Project Type	Department	Dept Name	Revised Budget	Actuals	Project Balance	Encumbrances	Requisitions
100726	FY23-Charging Station	CAP	144	Airport	15,000.00	5,770.26	9,229.74	5,770.26	-
100727	FY23-Storage Building	CAP	144	Airport	12,000.00	-	12,000.00	11,716.13	-
100728	FY23-Vehicle	CAP	144	Airport	41,000.00	-	41,000.00	40,915.00	-
100366	FY21-Basketball Court Improvements	CAP	145	Riverwalk Recreation	84,637.00	18,803.56	65,833.44	64,388.98	-
100367	FY21-RRC Upgrades	CAP	145	Riverwalk Recreation	285,821.87	65,126.48	220,695.39	4,300.83	-
100666	FY22-Elevator Upgrades	CAP	145	Riverwalk Recreation	83,363.00	-	83,363.00	81,788.00	-
100729	FY23-Riverwalk Building Improvement	CAP	145	Riverwalk Recreation	350,000.00	-	350,000.00	-	-
100368	FY21-JD ProGator Sprayer Attachment	CAPC	146	Golf	19,940.00	19,688.40	251.60	-	-
100369	FY21-John Deere ProGator 2030A	CAPC	146	Golf	35,238.00	35,238.00	-	-	-
100730	FY23-Storage Building	CAP	146	Golf	15,000.00	14,605.00	395.00	390.00	-
100731	FY23-Vehicle	CAP	146	Golf	41,000.00	-	41,000.00	40,915.00	-
100732	FY23-Driving Range Improvements	CAP	146	Golf	500,000.00	-	500,000.00	1,540.00	-
100733	FY23-Landscape Improvements	CAP	146	Golf	125,000.00	54,019.65	70,980.35	9,913.42	-
100851	FY23-North Mesa Lighting GRANT	OP	149	Sr. Rec - N. Mesa	6,367.00	-	6,367.00	6,366.50	-
100525	FY22-Pate Security Camera	CAP	150	Sr. Rec-Alejandro Ruiz	65,000.00	62,066.92	2,933.08	-	-
100532	FY22-Pate Renovations	CAP	150	Sr. Rec-Alejandro Ruiz	200,000.00	2,324.01	197,675.99	-	-
100734	FY23-ARSC Improvements	CAP	150	Sr. Rec-Alejandro Ruiz	200,000.00	-	200,000.00	-	-
100735	FY23-ARSC Roof Improvements	CAP	150	Sr. Rec-Alejandro Ruiz	200,000.00	-	200,000.00	-	-
100841	FY23-Meals Kitchen Equipment GRANT	OP	150	Sr. Rec-Alejandro Ruiz	7,811.00	-	7,811.00	-	-
100667	FY22-Elevator Upgrades	CAP	151	Facility Maintenance	85,000.00	-	85,000.00	81,788.00	-
100736	FY23-Vehicle	CAP	151	Facility Maintenance	40,000.00	-	40,000.00	39,975.00	-
100737	FY23-Annual HVAC Upgrades	CAP	151	Facility Maintenance	150,000.00	2,648.28	147,351.72	815.06	-
100738	FY23-Backhoe	CAPC	152	Streets	144,020.65	144,020.65	-	-	-
100739	FY23-Dump Truck	CAP	152	Streets	236,012.49	-	236,012.49	231,008.00	-
100533	FY22-Annual Park Improvements	CAPC	153	Parks	366,908.52	366,908.52	-	-	-
100623	FY21-Ventrac	CAPC	153	Parks	36,000.00	35,728.88	271.12	-	-
100626	FY22-Cherry Lane Park	CAP	153	Parks	50,000.00	-	50,000.00	17,200.00	-
100740	FY23-Annual Park Improvements	CAP	153	Parks	772,368.88	252,093.01	520,275.87	446,845.78	-
100741	FY23-Lower Tansill Improvements	CAPC	153	Parks	5,722.60	5,722.60	-	-	-
100742	FY23-Vehicles (2)	CAP	156	Electrical	110,000.00	-	110,000.00	97,444.00	-
100743	FY23-Backhoe	CAPC	157	Construction	155,966.86	155,966.86	-	-	-
100081	FY20-Tyler Intergov	CAPC	160	Planning & Regulation	600,000.00	320,469.67	279,530.33	-	-
100744	FY23-Annual ROW Acquisition	CAP	160	Planning & Regulation	25,000.00	-	25,000.00	-	-
100745	FY23-Security Cameras	CAP	160	Planning & Regulation	10,000.00	-	10,000.00	-	9,567.07
100746	FY23-Automatic Door System	CAP	160	Planning & Regulation	5,000.00	-	5,000.00	-	-
100092	FY20-Fence	CAP	161	Cemetery	330,000.00	96,821.71	233,178.29	-	-
100535	FY22- Honor Guard Cemetery	CAPC	161	Cemetery	90,748.75	91,429.15	(680.40)	36.00	-

Project Code	Description	Project Type	Department	Dept Name	Revised Budget	Actuals	Project Balance	Encumbrances	Requisitions
100506	FY21-San Jose	CAP	200	GRT Capital Outlay	304,585.00	250,272.60	54,312.40	13,999.47	-
100846	FY23-ARSC Roof Replacement	CAP	200	GRT Capital Outlay	375,000.00	-	375,000.00	-	-
100536	FY22-San Jose Phase 2-GRANT	CAP	201	Capital Projects	778,766.25	91,154.01	687,612.24	18,315.27	-
100748	FY23-Radio Equipment GRANT	CAP	201	Capital Projects	400,000.00	399,659.58	340.42	234.48	-
100749	FY23-Mobile Command Center GRANT	CAP	201	Capital Projects	575,000.00	-	575,000.00	-	-
100750	FY23-PD Vehicles GRANT	CAPC	201	Capital Projects	100,000.00	100,000.00	-	-	-
100751	FY23-Museum/Library Roof	CAP	201	Capital Projects	880,000.00	15,417.74	864,582.26	33,394.62	-
100752	FY23-Riverwalk HVAC GRANT	CAP	201	Capital Projects	742,500.00	14,515.31	727,984.69	82,253.41	-
100753	FY23-ARSC Entryway GRANT	CAP	201	Capital Projects	100,000.00	-	100,000.00	100,000.00	-
100754	FY23-ARSC Renovations Phase III	CAP	201	Capital Projects	1,338,918.00	-	1,338,918.00	-	-
100755	FY23-ARSC Vehicles	CAP	201	Capital Projects	162,024.00	-	162,024.00	-	-
100845	FY23-ARSC Parking Lot	CAP	201	Capital Projects	250,000.00	14,477.68	235,522.32	143,601.05	-
100853	FY23-Dark Canyon Bridge GRANT	CAP	201	Capital Projects	3,000,000.00	-	3,000,000.00	-	-
100866	FY23-Cavern Theatre Rehab GRANT	CAP	201	Capital Projects	-	-	-	-	-
100670	FY22-Flooring-GRANT	CAPC	202	Airport Improvements	79,000.00	77,927.37	1,072.63	-	-
100756	FY23-RWY 14R-32L Recon GRANT	CAP	202	Airport Improvements	4,426,367.00	-	4,426,367.00	297,237.11	-
100858	FY23-Annual Airport Maint GRANT	OP	202	Airport Improvements	22,222.00	-	22,222.00	1,727.70	-
100865	FY23-Airport Resurfacing	CAP	202	Airport Improvements	65,000.00	-	65,000.00	-	-
100537	FY22-Landscaping Improvements	CAP	300	Sports Complex	300,000.00	-	300,000.00	-	-
100538	FY22-Parking Lot Improvements	CAP	300	Sports Complex	300,000.00	4,085.80	295,914.20	-	-
100757	FY23-Landscaping	CAP	300	Sports Complex	70,000.00	-	70,000.00	-	-
100758	FY23-Restrooms	CAP	300	Sports Complex	160,000.00	-	160,000.00	-	-
100759	FY23-Soccer Parking	CAP	300	Sports Complex	25,000.00	-	25,000.00	-	-
100760	FY23-RV Parking	CAP	300	Sports Complex	300,000.00	-	300,000.00	-	-
100271	FY20-Canal St Storm Drain-GRANT	CAP	320	Streets Improvement	600,000.00	161,217.67	438,782.33	-	-
100392	FY21-Downtown Sidewalk	CAP	320	Streets Improvement	20,000.00	-	20,000.00	-	-
100394	FY21-Radio Blvd-GRANT	CAP	320	Streets Improvement	500,000.00	415,295.92	84,704.08	-	-
100539	FY22-Annual Street Improvements	CAP	320	Streets Improvement	2,100,000.00	1,843,883.20	256,116.80	230,222.05	-
100622	FY21-Cherry Ln Paving-GRANT	CAP	320	Streets Improvement	1,000,000.00	862,325.92	137,674.08	8,405.03	-
100634	FY22-Flood Repairs	CAP	320	Streets Improvement	1,500,000.00	1,053,598.58	446,401.42	136,698.62	-
100659	FY22-Old Cavern Hwy-GRANT	CAP	320	Streets Improvement	528,000.00	357,941.23	170,058.77	44,530.09	-
100761	FY23-Annual Street Improvements	CAP	320	Streets Improvement	3,250,000.00	2,219,215.67	1,030,784.33	234,166.15	-
100762	FY23-County Contribution Bypass	CAP	320	Streets Improvement	1,000,000.00	-	1,000,000.00	-	-
100763	FY23-Annual Street Scapes	CAP	320	Streets Improvement	200,000.00	8,694.98	191,305.02	9,181.52	-
100834	FY23-Pate & 6th St Rehab GRANT	CAPC	320	Streets Improvement	80,000.00	80,000.00	-	-	-
100399	FY21-Ambulance - GRANT	CAP	500	Fire Protection	290,000.00	-	290,000.00	287,806.00	-
100543	FY22-Stabilization Equip-GRANT	CAPC	500	Fire Protection	71,002.55	58,577.95	12,424.60	-	-

Project Code	Description	Project Type	Department	Dept Name	Revised Budget	Actuals	Project Balance	Encumbrances	Requisitions
100545	FY22-Metal Shelter-GRANT	CAPC	500	Fire Protection	123,387.00	6,289.97	117,097.03	-	-
100682	FY22-Type 3 Fire Engine-GRANT	CAP	500	Fire Protection	439,997.45	-	439,997.45	435,996.00	-
100764	FY23-Pumper GRANT	CAP	500	Fire Protection	761,500.00	-	761,500.00	712,287.00	-
100864	FY23-Drive Pad	CAP	500	Fire Protection	25,000.00	-	25,000.00	19,672.54	-
100765	FY23-Cardiac Monitor Trainer GRANT	CAPC	501	Emergency Medical Services	20,000.00	17,885.00	2,115.00	-	-
100094	FY20-Van GRANT	CAP	570	Municipal Transit	80,000.00	-	80,000.00	-	-
100404	FY21-Surveillance System-Vans-GRANT	CAP	570	Municipal Transit	34,892.00	-	34,892.00	-	-
100406	FY21-Bus Replacement-GRANT	CAP	570	Municipal Transit	1,256,161.00	-	1,256,161.00	-	-
100766	FY23-Bus Shelter Construction GRANT	CAP	570	Municipal Transit	72,000.00	7,200.07	64,799.93	61,930.90	-
100767	FY23-Bus Shelters GRANT	CAP	570	Municipal Transit	131,475.00	-	131,475.00	129,395.91	-
100768	FY23-Shop Renovation GRANT	CAP	570	Municipal Transit	8,435.00	-	8,435.00	-	-
100769	FY23-Van GRANT	CAP	570	Municipal Transit	197,000.00	-	197,000.00	-	-
100133	CO-San Jose Sen Ctr-GRANT	CAPC	580	CDBG Grant	800,000.00	800,000.00	-	-	-
100655	FY22 - ARSC Renovations-GRANT	CAPC	580	CDBG Grant	161,703.57	161,445.30	258.27	-	-
100267	FY20-Electronic Sign Cascades	LT-C	600	LT-Promo	216,867.00	216,867.00	-	-	-
100581	FY22-Museum Advertising	LT-C	600	LT-Promo	60,000.00	53,203.55	6,796.45	450.00	-
100582	FY22-City Sponsored Events	LT	600	LT-Promo	127,000.00	108,438.70	18,561.30	14,217.22	-
100588	FY22-MainStreet Tourism Campaign	LT-C	600	LT-Promo	47,435.00	40,610.01	6,824.99	-	-
100591	FY22-Pearl of Pecos Heritage Walk	LT	600	LT-Promo	24,290.50	9,971.89	14,318.61	14,318.61	-
100592	FY22-Pearl of the Pecos Mural Proj	LT	600	LT-Promo	10,000.00	1,788.30	8,211.70	8,211.70	-
100641	FY22-Hawgfest/Rodeo Week	LT-C	600	LT-Promo	72,565.00	39,134.62	33,430.38	-	-
100644	FY22-Entrance Signs (3)	CAP	600	LT-Promo	1,500,000.00	371,126.01	1,128,873.99	567,525.99	-
100656	FY22-Fishing Derby	LT-C	600	LT-Promo	5,000.00	2,948.03	2,051.97	-	-
100664	FY22-COC Digital Sign	LT-C	600	LT-Promo	41,441.40	41,441.40	-	-	-
100672	FY22-United Way Cinco de Mayo	LT-C	600	LT-Promo	13,000.00	5,161.10	7,838.90	-	-
100674	FY22-JChester - Social Media	LT-C	600	LT-Promo	30,000.00	30,000.00	-	-	-
100675	FY22-KENW-FM	LT	600	LT-Promo	3,500.00	1,458.30	2,041.70	2,041.70	-
100679	FY22-Carlsbad LifeHouse	LT-C	600	LT-Promo	7,000.00	3,703.97	3,296.03	-	-
100680	FY22-Gem & Mineral Show Advertising	LT-C	600	LT-Promo	12,351.62	10,000.69	2,350.93	-	-
100770	FY23-Carlsbad Area Art Association	LT	600	LT-Promo	30,000.00	18,320.64	11,679.36	11,679.36	-
100771	FY23-Car-A-Fair	LT-C	600	LT-Promo	27,650.00	5,450.62	22,199.38	-	-
100772	FY23-Library Advertising	LT	600	LT-Promo	20,000.00	19,610.09	389.91	389.91	-
100773	FY23-Museum Advertising	LT	600	LT-Promo	80,000.00	13,293.20	66,706.80	27,008.89	-
100774	FY23-City Sponsored Events	LT	600	LT-Promo	150,000.00	79,195.11	70,804.89	37,450.59	-
100775	FY23-MainStreet Tourism Campaign	LT	600	LT-Promo	80,000.00	57,625.55	22,374.45	22,374.45	-
100776	FY23-Creative Carlsbad Campaign	LT	600	LT-Promo	75,000.00	15,152.00	59,848.00	59,848.00	-
100777	FY23-Hope Center Live Events	LT	600	LT-Promo	21,000.00	14,919.79	6,080.21	6,080.21	-

Project Code	Description	Project Type	Department	Dept Name	Revised Budget	Actuals	Project Balance	Encumbrances	Requisitions
100778	FY23-Community Theatre Tourism	LT	600	LT-Promo	30,000.00	18,496.27	11,503.73	11,503.73	-
100779	FY23-Red Rocket Social Media	LT	600	LT-Promo	60,000.00	40,000.00	20,000.00	20,000.00	-
100780	FY23-COC Marketing Campaign	LT	600	LT-Promo	300,000.00	200,000.00	100,000.00	100,000.00	-
100781	FY23-JChester Social Media	LT	600	LT-Promo	60,000.00	29,063.13	30,936.87	30,936.87	-
100818	FY23-Friends of the Living Desert	LT	600	LT-Promo	27,200.00	19,887.28	7,312.72	7,312.72	-
100822	FY23-COC Cheeseburger Cook Off	LT	600	LT-Promo	10,000.00	-	10,000.00	5,000.00	-
100835	FY23-Walter Gerrells Advertising	LT	600	LT-Promo	65,000.00	200.00	64,800.00	3,369.22	-
100837	FY23-COC Carlsbad Local Advertising	LT	600	LT-Promo	13,000.00	-	13,000.00	13,000.00	-
100838	FY23-COC Yearbook Advertising	LT-C	600	LT-Promo	7,800.00	7,800.00	-	-	-
100839	FY23-Renaissance Fest Advertising	LT	600	LT-Promo	20,000.00	9,546.46	10,453.54	10,453.54	-
100840	FY23-Gus Macker Advertising	LT	600	LT-Promo	70,000.00	18,934.67	51,065.33	51,065.33	-
100843	FY23-September Fest Advertising	LT-C	600	LT-Promo	15,000.00	2,351.62	12,648.38	-	-
100844	FY23-Carlsbad MainStreet America Ep	LT-C	600	LT-Promo	9,500.00	9,500.00	-	-	-
100847	FY23-2023 CCCA Concert Season	LT	600	LT-Promo	47,000.00	-	47,000.00	47,000.00	-
100852	FY23-Christmas on the Pecos	LT-C	600	LT-Promo	75,000.00	74,915.13	84.87	-	-
100855	FY23-B&G Club Fishing Derby	LT	600	LT-Promo	5,000.00	-	5,000.00	5,000.00	-
100862	FY23-Cinco de Mayo Golf Tournament	LT	600	LT-Promo	-	-	-	-	-
100099	FY20-Cavern Theater	CAP	650	LT-Non Promotional	3,041,430.00	2,991,151.05	50,278.95	50,278.95	-
100139	CO-Potash Park	CAP	650	LT-Non Promotional	203,097.00	163,801.87	39,295.13	-	-
100597	FY22-Fireworks	LT-C	650	LT-Non Promotional	64,885.00	60,000.00	4,885.00	-	-
100782	FY23-Carlsbad Chamber Management	LT	650	LT-Non Promotional	332,500.00	221,664.00	110,836.00	110,836.00	-
100783	FY23-Fireworks	LT	650	LT-Non Promotional	65,000.00	30,000.00	35,000.00	30,000.00	-
100784	FY23-Firefighter Combat Challenge	LT-C	650	LT-Non Promotional	27,615.00	27,614.69	0.31	-	-
100785	FY23-HAP Holiday Decorations	LT	650	LT-Non Promotional	100,000.00	97,458.48	2,541.52	-	-
100786	FY23-Annual PRV Maintenance	LT	650	LT-Non Promotional	20,000.00	17,585.45	2,414.55	91.00	-
100787	FY23-Annual Public Safety	LT	650	LT-Non Promotional	100,000.00	94,581.16	5,418.84	-	-
100788	FY23-Annual Audit	LT	650	LT-Non Promotional	2,500.00	-	2,500.00	-	-
100789	FY23-Chamber Holiday Decorations	LT	650	LT-Non Promotional	42,000.00	-	42,000.00	42,000.00	-
100790	FY23-Cavern Theatre	CAP	650	LT-Non Promotional	750,000.00	469,789.55	280,210.45	225,779.64	-
100791	FY23-PRV Media Upgrades	CAP	650	LT-Non Promotional	40,000.00	-	40,000.00	-	-
100792	FY23-PRV Improvements	CAP	650	LT-Non Promotional	40,000.00	26,645.12	13,354.88	-	21,268.78
100821	FY23-MainStreet Holiday Decorations	LT	650	LT-Non Promotional	85,000.00	42,597.01	42,402.99	42,402.99	-
100627	FY22-Jed Howard	CAP	680	LT-Discretionary	300,000.00	-	300,000.00	-	-
100833	FY23-Miniature Golf Course	LT-C	680	LT-Discretionary	750,000.00	726,323.86	23,676.14	-	-
100857	FY23-Pedestrian Bridge	CAP	680	LT-Discretionary	300,000.00	-	300,000.00	298,565.37	-
100115	FY20-Upgrade Waterline-Old Cavern	CAP	700	Water	1,303,962.84	931,391.95	372,570.89	102,317.70	-
100273	FY20-Sewer Lift St Generators-GRANT	CAP	700	Water	250,000.00	74,855.00	175,145.00	159,351.00	-

Project Code	Description	Project Type	Department	Dept Name	Revised Budget	Actuals	Project Balance	Encumbrances	Requisitions
100426	FY21-Eng-E Green St	CAP	700	Water	200,000.00	40,596.14	159,403.86	5,983.27	-
100511	FY21-Meter Reading System	CAP	700	Water	31,750.00	10,974.82	20,775.18	15,258.00	-
100549	FY22-Water Meter Upgrades	CAP	700	Water	1,500,000.00	481,656.44	1,018,343.56	424,075.73	-
100550	FY22-Trucks	CAPC	700	Water	100,000.00	99,390.55	609.45	-	-
100551	FY22-SD Reservoir	CAP	700	Water	150,000.00	85,988.62	64,011.38	7,895.42	-
100552	FY22-Water Valves	CAP	700	Water	100,000.00	40,689.43	59,310.57	3,713.78	-
100554	FY22-PRV Rehab	CAP	700	Water	120,000.00	42,489.52	77,510.48	11,793.30	-
100793	FY23-Reservoir 2 Transmission	CAP	700	Water	1,500,000.00	744,598.28	755,401.72	714,278.29	-
100794	FY23-Meter Upgrades	CAP	700	Water	500,000.00	-	500,000.00	-	-
100795	FY23-Annual Waterline Upgrades	CAP	700	Water	400,000.00	97,642.15	302,357.85	115,466.49	-
100796	FY23-Tatum Well Field Improvements	CAP	700	Water	372,028.00	177,273.55	194,754.45	181,332.90	-
100797	FY23-Annual Well Rehab	CAP	700	Water	165,000.00	67,537.00	97,463.00	8,000.00	-
100798	FY23-Water Security System	CAP	700	Water	20,000.00	-	20,000.00	-	-
100799	FY23-Annual New Services	CAP	700	Water	200,000.00	29,866.25	170,133.75	-	-
100856	FY23-Rose Street	CAP	700	Water	127,972.00	55,287.20	72,684.80	72,684.80	-
100560	FY22-Grit Pump Valves	CAP	701	Waste Water	50,000.00	-	50,000.00	-	-
100562	FY22-Final Clarifier	CAP	701	Waste Water	95,155.91	-	95,155.91	-	95,155.91
100565	FY22-UV Redundancy	CAP	701	Waste Water	100,000.00	26,610.09	73,389.91	17,128.59	-
100566	FY22-Gravity Belt Thickener	CAP	701	Waste Water	225,000.00	-	225,000.00	204,550.00	-
100567	FY22-Fall Protect System	CAP	701	Waste Water	75,000.00	-	75,000.00	-	-
100800	FY23-Digester	CAP	701	Waste Water	500,000.00	-	500,000.00	-	-
100801	FY23-Boiler	CAP	701	Waste Water	199,844.09	89,880.94	109,963.15	29,697.52	-
100802	FY23-SCADA	CAP	702	Double Eagle	150,000.00	-	150,000.00	-	-
100803	FY23-Annual Engineering	CAP	702	Double Eagle	100,000.00	-	100,000.00	2,882.73	-
100804	FY23-DE Waterline Replacement GRANT	CAP	702	Double Eagle	2,500,000.00	113,464.55	2,386,535.45	129,373.45	-
100805	FY23-Water System Replacement GRANT	CAP	702	Double Eagle	1,100,000.00	-	1,100,000.00	-	-
100121	FY20-Sewer Interceptor upgrades	CAP	703	Collection System	1,849,121.03	684,218.02	1,164,903.01	174,832.03	-
100437	FY21-Rose St Sewer	CAP	703	Collection System	480,000.00	440,263.42	39,736.58	3,232.45	-
100439	FY21-NPH Sewer Extension-GRANT	CAP	703	Collection System	500,000.00	129,818.44	370,181.56	64,509.14	-
100571	FY22-Bataan Lift Station-GRANT	CAP	703	Collection System	2,900,000.00	9,179.91	2,890,820.09	2,866,476.87	-
100572	FY22-Old Cavern Sewer Ext-GRANT	CAP	703	Collection System	2,698,401.00	86,053.41	2,612,347.59	96,791.19	-
100573	FY22-Primary Lift Station	CAP	703	Collection System	300,000.00	100,696.50	199,303.50	64,504.07	-
100807	FY23-Annual Manhole Rehab	CAP	703	Collection System	50,000.00	-	50,000.00	-	-
100808	FY23-Annual Sewer Line Upgrades	CAP	703	Collection System	100,000.00	35,744.83	64,255.17	21,773.45	-
100809	FY23-Annual Engineering	CAP	703	Collection System	100,000.00	13,031.52	86,968.48	65,044.45	-
100575	FY22-ARC Trucks	CAPC	730	Solid Waste Disposal	1,800,000.00	1,744,105.00	55,895.00	-	-
100663	FY22-Convenience Station Fence	CAPC	730	Solid Waste Disposal	100,000.00	78,900.80	21,099.20	-	-

Project Code	Description	Project Type	Department	Dept Name	Revised Budget	Actuals	Project Balance	Encumbrances	Requisitions
100810	FY23-ARC Trucks (3)	CAP	730	Solid Waste Disposal	1,280,000.00	-	1,280,000.00	1,273,972.00	-
100811	FY23-Tire Shredder	CAPC	730	Solid Waste Disposal	610,000.00	600,000.00	10,000.00	-	-
100812	FY23-Container Maintenance Truck	CAP	730	Solid Waste Disposal	190,000.00	-	190,000.00	185,510.00	-
100813	FY23-Truck Safety Camera System	CAP	730	Solid Waste Disposal	250,000.00	-	250,000.00	68,782.40	-
100814	FY23-Metal Dumpsters	CAP	730	Solid Waste Disposal	370,000.00	62,045.00	307,955.00	170,233.46	-
100815	FY23-Trucks (2)	CAPC	730	Solid Waste Disposal	-	-	-	-	-
100816	FY23-Furniture	CAP	790	Golf Pro Shop	75,000.00	-	75,000.00	-	-
100817	FY23-Beverage Cart	CAP	790	Golf Pro Shop	22,657.00	-	22,657.00	22,657.00	-
Totals					75,732,261.19	26,237,548.18	49,494,713.01	14,854,666.46	125,991.76

9. Promotional Lodgers' Tax Aging Schedule

City of Carlsbad, NM
 Lodgers Tax - Promotional
 Aging Schedule of Revenues to be Spent
 as of: **March 2023**

Revenues		Expenditures/Transfers												Offsetting Expense	Balance	Compliance	
		FY15	FY16	FY17	FY18	FY19	FY20	FY21	FY22	FY23	FY24	FY25	FY26				FY27
FY15	1,444,294	-	834,379	583,778	26,137										1,444,294	-	No - \$26k
FY16	767,494			592,385	175,109										767,494	-	No - \$175k
FY17	735,160				735,160										735,160	-	Yes
FY18	1,401,511				177,647	1,085,888	137,976								1,401,511	-	No - \$138k
FY19	1,656,917						1,029,135	627,782							1,656,917	-	No - \$628k
FY20	1,442,933							444,896	998,037						1,442,933	0	No - \$998k
FY21	635,817								279,662						279,662	356,155	
FY22	901,760														-	901,760	
FY23	850,971														-	850,971	
FY24															-		
		-	834,379	583,778	618,522	1,087,916	1,085,888	1,167,111	1,072,678	1,277,699	-	-	-	-		2,108,886	

Per Lodgers' Tax State Statute and City Ordinance, the proceeds from the occupancy tax that are required to be used to advertise, publicize and promote tourist-related attractions, facilities and events shall be used within two years of the close of the fiscal year in which they were collected and shall not be accumulated beyond that date or used for any other purpose.

10. Municipal Court Summary

City of Carlsbad, NM
Municipal Court Analysis
FY23

					City of Carlsbad				
FY23	Number of Cases	Cases on Appeal	Outstanding Warrants	State Fees	Fines	Fees	Total	Previous FY	Variance
Jul-22	520	7	4,682	\$4,397	\$38,334	\$9,045	\$47,379	\$67,466	-\$20,087
Aug-22	915	5	4,739	\$6,585	\$52,663	\$12,840	\$65,503	\$68,304	-\$2,801
Sep-22	935	4	4,022	\$6,043	\$43,112	\$12,620	\$55,732	\$67,312	-\$11,580
Oct-22	852	6	4,126	\$7,756	\$56,233	\$15,527	\$71,760	\$62,251	\$9,509
Nov-22	797	6	4,132	\$6,250	\$41,970	\$12,539	\$54,509	\$65,211	-\$10,702
Dec-22	624	5	4,167	\$5,771	\$45,915	\$12,589	\$58,504	\$65,175	-\$6,671
Jan-23	935	6	4,207	\$6,125	\$48,080	\$12,542	\$60,622	\$69,494	-\$8,872
Feb-23	781	3	4,237	\$6,582	\$51,158	\$12,752	\$63,910	\$78,357	-\$14,447
Mar-23	543	2	4,228	\$5,882	\$57,532	\$12,367	\$69,899	\$99,896	-\$29,997
Apr-23							\$0		\$0
May-23							\$0		\$0
Jun-23							\$0		\$0
Total/Ave	6,902	5	4,282	\$55,391	\$434,997	\$112,821	\$547,818	\$643,466	-\$95,648
Vs. FY22									
Incr(Decr)	-40%	22%	-1%	-38%	-35%	-37%	-42%		

					City of Carlsbad		
Previous	Number of Cases	Cases on Appeal	Outstanding Warrants	State Fees	Fines	Fees	Total
FY22	11,573	4	4,330	\$89,502	\$671,511	\$178,439	\$939,452
FY21	11,944	2	4,281	\$90,122	\$692,903	\$185,310	\$878,213
FY20	13,548	2	4,308	\$90,205	\$730,812	\$183,099	\$913,911
FY19	9,476		4,008	\$73,519	\$555,014	\$148,400	\$703,414
FY18	8,881		3,560	\$69,658	\$434,310	\$137,663	\$571,973

11. Debt Service

		NMFA Carlsbad 11 DE Extension	NMFA CWSRF 010 Treat Plant	Total W&S
Original Amt				
	Principal	15,688,737	19,414,220	35,102,957
	Interest	3,533,097	4,331,980	7,865,076
	Total	\$19,221,834	\$23,746,200	\$42,968,034
Years	FY			
1	2023	961,091	1,090,387	2,051,479
2	2024	961,091	1,090,387	2,051,479
3	2025	961,092	1,090,387	2,051,479
4	2026	961,091	1,090,387	2,051,479
5	2027	961,092	1,090,387	2,051,480
6	2028	961,092	1,090,387	2,051,479
7	2029	961,092	1,090,387	2,051,480
8	2030	961,092	1,090,387	2,051,480
9	2031	961,092	1,090,387	2,051,479
10	2032	961,092	1,090,387	2,051,479
11	2033	961,091	1,090,387	2,051,479
12	2034	961,092	1,090,387	2,051,479
13	2035	961,092	1,090,387	2,051,479
14	2036	961,091	1,090,387	2,051,479
15	2037	961,092	1,090,387	2,051,479
16	2038		1,090,387	1,090,387
		14,416,375	17,446,198	31,862,573
	City Debt Service Reserve			-
	Balance	14,416,375	17,446,198	31,862,573

12. YTD Budget Report

YEAR-TO-DATE BUDGET REPORT

FOR 2023 09

ACCOUNTS FOR:	ORIGINAL	TRANFRS/	REVISED			AVAILABLE	PCT
101 General Fund	APPROP	ADJSTMTS	BUDGET	YTD ACTUAL	ENCUMBRANCES	BUDGET	USE/COL

101 General Fund

101 30000 Municipal	-22,747,479	0	-22,747,479	-21,389,207.77	.00	-1,358,271.23	94.0%*
101 30010 Muni Share	-19,061,000	0	-19,061,000	-17,933,701.26	.00	-1,127,298.74	94.1%*
101 30030 Infrastruc	-2,173,000	0	-2,173,000	-1,798,562.84	.00	-374,437.16	82.8%*
101 30100 Property	-3,709,845	0	-3,709,845	-2,880,747.20	.00	-829,097.80	77.7%*
101 30300 Auto Lic G	-18,000	0	-18,000	-17,599.49	.00	-400.51	97.8%*
101 31000 TDS	-122,000	0	-122,000	-68,515.81	.00	-53,484.19	56.2%*
101 31010 xcel	-597,000	0	-597,000	-560,842.78	.00	-36,157.22	93.9%*
101 31020 NM Gas	-55,000	0	-55,000	-64,636.53	.00	9,636.53	117.5%
101 31025 PVT	-1,500	0	-1,500	-5,509.78	.00	4,009.78	367.3%
101 31030 Windstream	-35,000	0	-35,000	-31,172.79	.00	-3,827.21	89.1%*
101 31040 Water	-21,000	0	-21,000	-20,000.00	.00	-1,000.00	95.2%*
101 32000 Business	-500	0	-500	-80.00	.00	-420.00	16.0%*
101 32005 License-Ca	-1,500	0	-1,500	-2,750.00	.00	1,250.00	183.3%
101 32010 Dog	-1,000	0	-1,000	-694.00	.00	-306.00	69.4%*
101 32020 Liquor	-11,000	0	-11,000	-3,250.00	.00	-7,750.00	29.5%*
101 32100 Building	-112,000	0	-112,000	-88,194.50	.00	-23,805.50	78.7%*
101 32110 Cemetery M	-2,000	0	-2,000	.00	.00	-2,000.00	.0%*
101 32120 Electrical	-40,000	0	-40,000	-40,512.00	.00	512.00	101.3%
101 32150 Plumbing/M	-19,000	0	-19,000	-15,110.00	.00	-3,890.00	79.5%*
101 32190 Misc	-1,000	0	-1,000	-3,335.50	.00	2,335.50	333.6%
101 33000 Business R	-23,000	0	-23,000	-42,886.90	.00	19,886.90	186.5%
101 33001 Cemetery L	-102,000	0	-102,000	-81,294.35	.00	-20,705.65	79.7%*
101 33002 Cemetery O	-95,000	0	-95,000	-56,125.00	.00	-38,875.00	59.1%*
101 33007 Library	-4,000	0	-4,000	-2,650.60	.00	-1,349.40	66.3%*
101 33010 Notary	0	0	0	-280.00	.00	280.00	100.0%
101 33012 Rental	-21,000	0	-21,000	-33,659.00	.00	12,659.00	160.3%
101 33013 Rental Wat	-9,700	0	-9,700	-12,050.00	.00	2,350.00	124.2%
101 33015 Senior Cen	-4,000	0	-4,000	-5,831.07	.00	1,831.07	145.8%
101 33016 Sub Divisi	-3,000	0	-3,000	-1,750.00	.00	-1,250.00	58.3%*
101 33022 Waterpark	-70,000	0	-70,000	-62,766.98	.00	-7,233.02	89.7%*
101 33023 Zoning	-3,000	0	-3,000	-2,936.00	.00	-64.00	97.9%*
101 33090 Misc	0	0	0	-56.16	.00	56.16	100.0%
101 34000 Ambulance	-4,000	0	-4,000	-8,598.73	.00	4,598.73	215.0%
101 34045 LifeLine	-700,000	0	-700,000	-654,059.22	.00	-45,940.78	93.4%*
101 34300 Waterpark	-9,000	0	-9,000	-9,279.51	.00	279.51	103.1%
101 34320 Misc	0	0	0	-676.37	.00	676.37	100.0%
101 35045 Lease-CP	0	0	0	-260.00	.00	260.00	100.0%
101 35100 Lease-Cave	-36,000	0	-36,000	-36,000.00	.00	.00	100.0%
101 35200 Lease-Port	-6,000	0	-6,000	-1,000.00	.00	-5,000.00	16.7%*
101 35900 Lease-Misc	-20,000	0	-20,000	-15,622.89	.00	-4,377.11	78.1%*

YEAR-TO-DATE BUDGET REPORT

FOR 2023 09								
ACCOUNTS FOR:	ORIGINAL	TRANFRS/	REVISED			AVAILABLE	PCT	
101 General Fund	APPROP	ADJSTMNTS	BUDGET	YTD ACTUAL	ENCUMBRANCES	BUDGET	USE/COL	
101 36000 CD's	-30,000	0	-30,000	-232,921.81	.00	202,921.81	776.4%	
101 36040 Misc	-9,000	0	-9,000	-117,281.75	.00	108,281.75	1303.1%	
101 37000 County-App	-625,000	0	-625,000	-312,500.00	.00	-312,500.00	50.0%*	
101 37005 County-DWI	-20,000	0	-20,000	-25,093.33	.00	5,093.33	125.5%	
101 37135 Legislativ	-1,000,000	0	-1,000,000	-1,000,000.00	.00	.00	100.0%	
101 37140 Library Gr	-60,000	-255	-60,255	-10,254.72	.00	-50,000.00	17.0%*	
101 37160 Buckle Dow	-15,000	0	-15,000	-10,756.18	.00	-4,243.82	71.7%*	
101 37165 DWI	-24,000	0	-24,000	-34,785.06	.00	10,785.06	144.9%	
101 37170 STEP	-28,000	0	-28,000	-20,429.02	.00	-7,570.98	73.0%*	
101 37199 State-Misc	-243,277	-38,987	-282,264	-1,840.00	.00	-280,424.00	.7%*	
101 37240 Federal-WI	-7,000	0	-7,000	-4,976.80	.00	-2,023.20	71.1%*	
101 37290 Federal-Mi	0	-4,000	-4,000	-39,157.35	.00	35,157.35	978.9%	
101 38001 Donations	0	-31,500	-31,500	-117,550.00	.00	86,050.00	373.2%	
101 38007 Long/Short	0	0	0	-1.00	.00	1.00	100.0%	
101 38009 Printing &	-16,000	0	-16,000	-12,969.82	.00	-3,030.18	81.1%*	
101 38011 Recoveries	0	0	0	-4,925.66	.00	4,925.66	100.0%	
101 38012 Reimburse	0	0	0	-28,776.88	.00	28,776.88	100.0%	
101 38090 All Other	0	-3,000	-3,000	-39,444.35	.00	36,444.35	1314.8%	
101 40000 Trans-IN	-3,695,212	-2,330,011	-6,025,223	-5,700,223.01	.00	-325,000.00	94.6%*	
101 45000 Transfer-T	4,925,000	7,000,000	11,925,000	11,925,000.00	.00	.00	100.0%	
TOTAL General Fund	-50,686,013	4,592,247	-46,093,766	-41,741,091.77	.00	-4,352,673.96	90.6%	

YEAR-TO-DATE BUDGET REPORT

FOR 2023 09			ORIGINAL	TRANFRS/	REVISED	YTD ACTUAL	ENCUMBRANCES	AVAILABLE	PCT
ACCOUNTS FOR:	General Fund	APPROP	ADJSTMTS	BUDGET			BUDGET	USE/COL	
10110 Mayor & Council									
10110	50000	Labor-Elec	14,400	0	14,400	7,200.00	.00	7,200.00	50.0%
10110	50500	Labor-Regu	33,600	0	33,600	25,200.00	.00	8,400.00	75.0%
10110	55000	Labor-Allo	39,150	0	39,150	24,300.00	.00	14,850.00	62.1%
10110	58100	Associated	6,677	0	6,677	4,338.18	.00	2,338.82	65.0%
10110	61200	ConProf-Ge	0	0	0	399.70	.00	-399.70	100.0%*
10110	61550	ConProf-Le	8,000	0	8,000	58.25	.00	7,941.75	.7%
10110	63300	Fees-Publi	2,000	0	2,000	.00	.00	2,000.00	.0%
10110	64475	Ops-Materi	2,000	0	2,000	1,586.17	25.40	388.43	80.6%
10110	64800	Ops-Unifor	500	0	500	.00	141.43	358.57	28.3%
10110	65000	Maint-Buil	0	0	0	18.99	.00	-18.99	100.0%*
10110	66000	Empl-Dues	4,000	0	4,000	300.00	.00	3,700.00	7.5%
10110	66100	Empl-Train	0	0	0	618.00	.00	-618.00	100.0%*
10110	66200	Empl-Per D	1,000	0	1,000	1,947.27	.00	-947.27	194.7%*
10110	66300	Empl-Milea	1,000	0	1,000	.00	.00	1,000.00	.0%
TOTAL Mayor & Council			112,327	0	112,327	65,966.56	166.83	46,193.61	58.9%

YEAR-TO-DATE BUDGET REPORT

FOR 2023 09

ACCOUNTS FOR:	ORIGINAL	TRANFRS/	REVISED	YTD	ENCUMBRANCES	AVAILABLE	PCT
101 General Fund	APPROP	ADJSTMNTS	BUDGET	ACTUAL		BUDGET	USE/COL

10111 Executive & Legislative

10111 50500 Labor-Regu	1,201,290	0	1,201,290	715,706.69	.00	485,583.31	59.6%
10111 51000 Labor-OT	1,047	0	1,047	1,299.08	.00	-252.08	124.1%*
10111 52000 Labor-Vaca	0	0	0	54,200.60	.00	-54,200.60	100.0%*
10111 52100 Labor-Holi	0	0	0	40,565.55	.00	-40,565.55	100.0%*
10111 53000 Labor-Sick	0	0	0	11,065.67	.00	-11,065.67	100.0%*
10111 54000 Labor-Othe	2,500	0	2,500	2,552.10	.00	-52.10	102.1%*
10111 55000 Labor-Allo	8,126	0	8,126	29,287.50	.00	-21,161.50	360.4%*
10111 56000 Labor-Heal	0	34,269	34,269	34,269.41	.00	.00	100.0%
10111 58000 Associated	157,549	0	157,549	90,666.17	.00	66,882.83	57.5%
10111 58100 Associated	85,120	2,622	87,742	61,252.56	.00	26,489.05	69.8%
10111 58200 Associated	106,067	0	106,067	69,527.56	.00	36,539.44	65.6%
10111 58300 Associated	20,600	0	20,600	13,564.90	.00	7,035.10	65.8%
10111 58900 Associated	110	0	110	69.00	.00	41.00	62.7%
10111 61000 ConProf-Ad	4,000	0	4,000	.00	2,761.53	1,238.47	69.0%
10111 61200 ConProf-Ge	700,000	4,619	704,619	120,796.85	58,521.05	525,300.89	25.4%
10111 61550 ConProf-Le	170,000	0	170,000	60,883.82	56,272.31	52,843.87	68.9%
10111 61650 ConProf-OG	50,000	0	50,000	.00	.00	50,000.00	.0%
10111 61700 ConProf-Ou	751,051	0	751,051	562,014.28	189,036.72	.00	100.0%
10111 61900 ConProf-Mi	0	0	0	41,879.35	30,936.59	-72,815.94	100.0%*
10111 63050 Fees-Count	37,098	0	37,098	28,278.33	.00	8,819.67	76.2%
10111 63100 Fees-Filin	9,300	0	9,300	275.00	.00	9,025.00	3.0%
10111 63300 Fees-Publi	0	0	0	6,054.76	2,443.43	-8,498.19	100.0%*
10111 63900 Fees-Misc	0	0	0	-501.58	.00	501.58	100.0%
10111 64475 Ops-Materi	55,133	0	55,133	20,067.24	2,555.17	32,510.59	41.0%
10111 64600 Ops-Postag	1,000	0	1,000	655.06	.00	344.94	65.5%
10111 64625 Ops-Propor	1,000	0	1,000	.00	.00	1,000.00	.0%
10111 64675 Ops-Safety	10,000	0	10,000	8,216.39	.00	1,783.61	82.2%
10111 64775 Ops-Tools	0	0	0	4.78	.00	-4.78	100.0%*
10111 64800 Ops-Unifor	700	0	700	79.99	1,268.25	-648.24	192.6%*
10111 64825 Ops-Vehicl	2,100	0	2,100	2,041.82	958.18	-900.00	142.9%*
10111 65000 Maint-Buil	100	0	100	.00	.00	100.00	.0%
10111 65550 Maint-Vehi	1,000	0	1,000	80.00	365.34	554.66	44.5%
10111 66000 Empl-Dues	74,200	0	74,200	89,508.05	2,468.36	-17,776.41	124.0%*
10111 66100 Empl-Train	4,000	0	4,000	310.00	.00	3,690.00	7.8%
10111 66200 Empl-Per D	6,900	0	6,900	1,974.11	1,850.00	3,075.89	55.4%
10111 66300 Empl-Milea	2,000	0	2,000	2,153.19	.00	-153.19	107.7%*
10111 66400 Empl-Trans	0	0	0	536.00	.00	-536.00	100.0%*
10111 66500 Empl-Perso	5,400	0	5,400	430.00	.00	4,970.00	8.0%
10111 67400 Util-Telep	1,000	0	1,000	5.93	1,494.07	-500.00	150.0%*
10111 80100 Cap-Land	150,000	0	150,000	.00	10,800.00	139,200.00	7.2%

YEAR-TO-DATE BUDGET REPORT

FOR 2023 09								
ACCOUNTS FOR:		ORIGINAL	TRANFRS/	REVISED			AVAILABLE	PCT
101	General Fund	APPROP	ADJSTMTS	BUDGET	YTD ACTUAL	ENCUMBRANCES	BUDGET	USE/COL
10111	80500 Cap-Equipm	62,717	0	62,717	60,725.00	.00	1,992.00	96.8%
	TOTAL Executive & Legislative	3,681,108	41,510	3,722,618	2,130,495.16	361,731.00	1,230,391.65	66.9%

YEAR-TO-DATE BUDGET REPORT

FOR 2023 09

ACCOUNTS FOR:	ORIGINAL APPROP	TRANFRS/ADJSTMTS	REVISED BUDGET	YTD ACTUAL	ENCUMBRANCES	AVAILABLE BUDGET	PCT USE/COL
101 General Fund							
10112 Judicial							
10112 50500 Labor-Regu	465,476	0	465,476	269,885.59	.00	195,590.41	58.0%
10112 51000 Labor-OT	0	0	0	1,797.24	.00	-1,797.24	100.0%*
10112 52000 Labor-Vaca	0	0	0	18,452.41	.00	-18,452.41	100.0%*
10112 52100 Labor-Holi	0	0	0	14,094.12	.00	-14,094.12	100.0%*
10112 53000 Labor-Sick	0	0	0	13,770.54	.00	-13,770.54	100.0%*
10112 54000 Labor-Othe	1,750	0	1,750	875.00	.00	875.00	50.0%
10112 55000 Labor-Allo	1,500	0	1,500	3,793.75	.00	-2,293.75	252.9%*
10112 56000 Labor-Heal	0	20,137	20,137	20,137.16	.00	.00	100.0%
10112 58000 Associated	75,145	0	75,145	52,484.84	.00	22,660.16	69.8%
10112 58100 Associated	33,505	1,540	35,045	24,521.35	.00	10,524.14	70.0%
10112 58200 Associated	40,227	0	40,227	28,627.24	.00	11,599.76	71.2%
10112 58300 Associated	7,813	0	7,813	5,585.80	.00	2,227.20	71.5%
10112 58900 Associated	90	0	90	59.80	.00	30.20	66.4%
10112 61200 ConProf-Ge	140,700	0	140,700	69,640.60	45,889.21	25,170.19	82.1%
10112 64475 Ops-Materi	15,000	0	15,000	11,580.74	2,520.00	899.26	94.0%
10112 64600 Ops-Postag	3,500	0	3,500	1,435.49	.00	2,064.51	41.0%
10112 64800 Ops-Unifor	2,000	0	2,000	323.04	.00	1,676.96	16.2%
10112 64825 Ops-Vehicl	400	0	400	.00	.00	400.00	.0%
10112 65000 Maint-Buil	2,000	0	2,000	506.41	.00	1,493.59	25.3%
10112 65050 Maint-Equi	2,000	0	2,000	.00	.00	2,000.00	.0%
10112 66000 Empl-Dues	6,000	0	6,000	768.76	.00	5,231.24	12.8%
10112 66100 Empl-Train	10,000	0	10,000	.00	1,550.00	8,450.00	15.5%
10112 66200 Empl-Per D	7,000	0	7,000	1,574.31	.00	5,425.69	22.5%
10112 66300 Empl-Milea	3,000	0	3,000	396.24	.00	2,603.76	13.2%
10112 66400 Empl-Trans	4,000	0	4,000	957.24	.00	3,042.76	23.9%
10112 66500 Empl-Perso	300	0	300	.00	.00	300.00	.0%
10112 67400 Util-Telep	5,000	0	5,000	3,013.00	2,431.28	-444.28	108.9%*
10112 80300 Cap-Improv	0	35,000	35,000	.00	.00	35,000.00	.0%
TOTAL Judicial	826,406	56,678	883,084	544,280.67	52,390.49	286,412.49	67.6%

YEAR-TO-DATE BUDGET REPORT

FOR 2023 09								
ACCOUNTS FOR:	ORIGINAL	TRANFRS/	REVISED	YTD ACTUAL	ENCUMBRANCES	AVAILABLE	PCT	
101 General Fund	APPROP	ADJSTMTS	BUDGET			BUDGET	USE/COL	
10113 City Clerk								
10113 50500 Labor-Regu	287,608	0	287,608	164,476.22	.00	123,131.78	57.2%	
10113 51000 Labor-OT	0	0	0	74.48	.00	-74.48	100.0%*	
10113 52000 Labor-Vaca	0	0	0	11,789.89	.00	-11,789.89	100.0%*	
10113 52100 Labor-Holi	0	0	0	10,113.33	.00	-10,113.33	100.0%*	
10113 53000 Labor-Sick	0	0	0	5,934.78	.00	-5,934.78	100.0%*	
10113 54000 Labor-Othe	750	0	750	458.36	.00	291.64	61.1%	
10113 55000 Labor-Allo	838	0	838	2,137.50	.00	-1,299.50	255.1%*	
10113 56000 Labor-Heal	0	13,483	13,483	13,482.52	.00	.00	100.0%	
10113 58000 Associated	76,062	0	76,062	42,052.05	.00	34,009.95	55.3%	
10113 58100 Associated	20,639	1,031	21,670	14,809.01	.00	6,861.40	68.3%	
10113 58200 Associated	29,625	0	29,625	19,727.42	.00	9,897.58	66.6%	
10113 58300 Associated	5,754	0	5,754	3,846.25	.00	1,907.75	66.8%	
10113 58900 Associated	40	0	40	23.00	.00	17.00	57.5%	
10113 61200 ConProf-Ge	40,000	0	40,000	24,809.72	1,700.00	13,490.28	66.3%	
10113 64475 Ops-Materi	3,000	0	3,000	1,116.24	.00	1,883.76	37.2%	
10113 64990 Ops-Misc	0	0	0	2,384.85	2,115.15	-4,500.00	100.0%*	
10113 65900 Maint-Misc	0	0	0	296.37	.00	-296.37	100.0%*	
10113 66000 Empl-Dues	1,000	0	1,000	390.00	.00	610.00	39.0%	
10113 66100 Empl-Train	2,000	0	2,000	1,748.00	275.00	-23.00	101.2%*	
10113 66200 Empl-Per D	2,000	0	2,000	1,374.19	.00	625.81	68.7%	
10113 66300 Empl-Milea	300	0	300	253.00	.00	47.00	84.3%	
TOTAL City Clerk	469,616	14,514	484,130	321,297.18	4,090.15	158,742.60	67.2%	

YEAR-TO-DATE BUDGET REPORT

FOR 2023 09			ORIGINAL	TRANFRS/	REVISED	YTD	ENCUMBRANCES	AVAILABLE	PCT
ACCOUNTS FOR:	General Fund	APPROP	ADJSTMTS	BUDGET	ACTUAL	BUDGET	USE/COL		
10114 Human Resources									
10114	50500	Labor-Regu	210,102	0	210,102	37,602.96	.00	172,499.04	17.9%
10114	51000	Labor-OT	0	0	0	1,575.58	.00	-1,575.58	100.0%*
10114	52000	Labor-Vaca	0	0	0	2,739.04	.00	-2,739.04	100.0%*
10114	52100	Labor-Holi	0	0	0	2,282.88	.00	-2,282.88	100.0%*
10114	53000	Labor-Sick	0	0	0	2,971.28	.00	-2,971.28	100.0%*
10114	54000	Labor-Othe	500	0	500	125.00	.00	375.00	25.0%
10114	58000	Associated	24,091	0	24,091	212.10	.00	23,878.90	.9%
10114	58100	Associated	16,039	0	16,039	3,565.85	.00	12,473.15	22.2%
10114	58200	Associated	19,027	0	19,027	4,673.99	.00	14,353.01	24.6%
10114	58300	Associated	3,695	0	3,695	911.97	.00	2,783.03	24.7%
10114	58900	Associated	30	0	30	6.90	.00	23.10	23.0%
10114	61200	ConProf-Ge	13,050	0	13,050	2,342.11	652.46	10,055.43	22.9%
10114	64475	Ops-Materi	5,000	0	5,000	1,035.10	281.80	3,683.10	26.3%
10114	64600	Ops-Postag	600	0	600	74.78	.00	525.22	12.5%
10114	64800	Ops-Unifor	100	0	100	.00	.00	100.00	.0%
10114	66000	Empl-Dues	800	0	800	350.34	.00	449.66	43.8%
10114	66100	Empl-Train	500	0	500	.00	.00	500.00	.0%
10114	66200	Empl-Per D	200	0	200	.00	.00	200.00	.0%
10114	66300	Empl-Milea	100	0	100	.00	.00	100.00	.0%
10114	66600	Empl-Servi	200	0	200	603.71	.00	-403.71	301.9%*
TOTAL Human Resources			294,034	0	294,034	61,073.59	934.26	232,026.15	21.1%

YEAR-TO-DATE BUDGET REPORT

FOR 2023 09								
ACCOUNTS FOR:	ORIGINAL	TRANFRS/	REVISED	YTD	ENCUMBRANCES	AVAILABLE	PCT	
101 General Fund	APPROP	ADJSTMTS	BUDGET	ACTUAL		BUDGET	USE/COL	
10115 Finance-Admin								
10115 50500 Labor-Regu	768,662	0	768,662	492,373.47	.00	276,288.53	64.1%	
10115 51000 Labor-OT	1,872	0	1,872	384.30	.00	1,487.70	20.5%	
10115 52000 Labor-Vaca	0	0	0	29,830.76	.00	-29,830.76	100.0%*	
10115 52100 Labor-Holi	0	0	0	28,681.30	.00	-28,681.30	100.0%*	
10115 53000 Labor-Sick	0	0	0	20,727.12	.00	-20,727.12	100.0%*	
10115 54000 Labor-Othe	2,500	0	2,500	2,255.19	.00	244.81	90.2%	
10115 55000 Labor-Allo	1,800	0	1,800	6,525.00	.00	-4,725.00	362.5%*	
10115 56000 Labor-Heal	0	33,143	33,143	33,143.19	.00	.00	100.0%	
10115 58000 Associated	128,874	0	128,874	98,074.20	.00	30,799.80	76.1%	
10115 58100 Associated	56,359	2,535	58,894	44,209.12	.00	14,685.33	75.1%	
10115 58200 Associated	78,949	0	78,949	58,476.34	.00	20,472.66	74.1%	
10115 58300 Associated	15,378	0	15,378	11,408.99	.00	3,969.01	74.2%	
10115 58900 Associated	110	0	110	73.60	.00	36.40	66.9%	
10115 61200 ConProf-Ge	542,850	0	542,850	389,725.87	79,104.65	74,019.48	86.4%	
10115 61900 ConProf-Mi	0	0	0	161.00	89.00	-250.00	100.0%*	
10115 63100 Fees-Filin	2,600	0	2,600	.00	.00	2,600.00	.0%	
10115 63250 Fees-Penal	2,000	0	2,000	.00	.00	2,000.00	.0%	
10115 63300 Fees-Publi	700	0	700	709.44	1,634.75	-1,644.19	334.9%*	
10115 64025 Ops-Bank C	500	0	500	.00	.00	500.00	.0%	
10115 64475 Ops-Materi	68,000	0	68,000	28,107.75	3,094.47	36,797.78	45.9%	
10115 64600 Ops-Postag	30,400	0	30,400	3,823.88	15,050.00	11,526.12	62.1%	
10115 64800 Ops-Unifor	200	0	200	.00	1,165.94	-965.94	583.0%*	
10115 64825 Ops-Vehicl	300	0	300	241.51	8.49	50.00	83.3%	
10115 65050 Maint-Equi	100	0	100	.00	.00	100.00	.0%	
10115 65550 Maint-Vehi	250	0	250	33.58	.00	216.42	13.4%	
10115 66000 Empl-Dues	400	0	400	.00	.00	400.00	.0%	
10115 66100 Empl-Train	4,800	0	4,800	50.00	50.00	4,700.00	2.1%	
10115 66200 Empl-Per D	500	0	500	1,580.66	.00	-1,080.66	316.1%*	
10115 66500 Empl-Perso	900	0	900	219.94	.00	680.06	24.4%	
10115 67100 Util-Elect	30,000	0	30,000	23,211.69	9,109.51	-2,321.20	107.7%*	
10115 67200 Util-Gas	2,000	0	2,000	2,444.14	55.86	-500.00	125.0%*	
10115 67400 Util-Telep	30,000	0	30,000	22,596.94	7,922.34	-519.28	101.7%*	
10115 67500 Util-Water	5,000	0	5,000	5,330.87	1,969.13	-2,300.00	146.0%*	
10115 80200 Cap-Buildi	100,000	0	100,000	.00	.00	100,000.00	.0%	
TOTAL Finance-Admin	1,876,004	35,679	1,911,683	1,304,399.85	119,254.14	488,028.65	74.5%	

YEAR-TO-DATE BUDGET REPORT

FOR 2023 09								
ACCOUNTS FOR:	ORIGINAL	TRANFRS/	REVISED	YTD ACTUAL	ENCUMBRANCES	AVAILABLE	PCT	
101 General Fund	APPROP	ADJSTMTS	BUDGET			BUDGET	USE/COL	
10116 Finance-Cashiers								
10116 50500 Labor-Regu	324,392	0	324,392	201,583.04	.00	122,808.96	62.1%	
10116 51000 Labor-OT	6,388	0	6,388	4,329.44	.00	2,058.56	67.8%	
10116 52000 Labor-Vaca	0	0	0	10,763.16	.00	-10,763.16	100.0%*	
10116 52100 Labor-Holi	0	0	0	11,277.56	.00	-11,277.56	100.0%*	
10116 53000 Labor-Sick	0	0	0	8,717.10	.00	-8,717.10	100.0%*	
10116 54000 Labor-Othe	1,500	0	1,500	625.00	.00	875.00	41.7%	
10116 56000 Labor-Heal	0	6,624	6,624	6,624.27	.00	.00	100.0%	
10116 58000 Associated	63,212	0	63,212	24,753.26	.00	38,458.74	39.2%	
10116 58100 Associated	23,629	507	24,136	17,915.83	.00	6,219.93	74.2%	
10116 58200 Associated	33,416	0	33,416	23,679.69	.00	9,736.31	70.9%	
10116 58300 Associated	6,491	0	6,491	4,617.57	.00	1,873.43	71.1%	
10116 58900 Associated	60	0	60	46.00	.00	14.00	76.7%	
TOTAL Finance-Cashiers	459,088	7,131	466,219	314,931.92	.00	151,287.11	67.6%	

YEAR-TO-DATE BUDGET REPORT

FOR 2023 09							
ACCOUNTS FOR:	ORIGINAL	TRANFRS/	REVISED			AVAILABLE	PCT
101 General Fund	APPROP	ADJSTMNTS	BUDGET	YTD ACTUAL	ENCUMBRANCES	BUDGET	USE/COL
10117 Information Technology							
10117 50500 Labor-Regu	400,205	0	400,205	230,452.19	.00	169,752.81	57.6%
10117 51000 Labor-OT	0	0	0	1,827.72	.00	-1,827.72	100.0%*
10117 52000 Labor-Vaca	0	0	0	11,660.99	.00	-11,660.99	100.0%*
10117 52100 Labor-Holi	0	0	0	13,092.00	.00	-13,092.00	100.0%*
10117 53000 Labor-Sick	0	0	0	6,824.42	.00	-6,824.42	100.0%*
10117 54000 Labor-Othe	1,250	0	1,250	500.00	.00	750.00	40.0%
10117 55000 Labor-Allo	2,550	0	2,550	7,087.50	.00	-4,537.50	277.9%*
10117 56000 Labor-Heal	0	15,042	15,042	15,041.88	.00	.00	100.0%
10117 58000 Associated	82,333	0	82,333	42,787.50	.00	39,545.50	52.0%
10117 58100 Associated	29,095	1,151	30,246	20,600.41	.00	9,645.29	68.1%
10117 58200 Associated	41,224	0	41,224	26,787.99	.00	14,436.01	65.0%
10117 58300 Associated	8,007	0	8,007	5,226.45	.00	2,780.55	65.3%
10117 58900 Associated	50	0	50	27.60	.00	22.40	55.2%
10117 61200 ConProf-Ge	174,000	0	174,000	126,053.79	32,958.16	14,988.05	91.4%
10117 64115 Ops-Comp H	100,000	0	100,000	64,589.45	16,954.98	18,455.57	81.5%
10117 64475 Ops-Materi	31,000	0	31,000	4,262.37	216.00	26,521.63	14.4%
10117 64600 Ops-Postag	100	0	100	.00	.00	100.00	.0%
10117 64775 Ops-Tools	100	0	100	.00	.00	100.00	.0%
10117 64825 Ops-Vehicl	1,500	0	1,500	179.05	1,320.95	.00	100.0%
10117 65550 Maint-Vehi	200	0	200	912.35	143.00	-855.35	527.7%*
10117 66100 Empl-Train	4,350	0	4,350	.00	.00	4,350.00	.0%
10117 66200 Empl-Per D	180	0	180	.00	.00	180.00	.0%
10117 66500 Empl-Perso	100	0	100	.00	.00	100.00	.0%
10117 67400 Util-Telep	20,000	0	20,000	14,263.95	36,518.26	-30,782.21	253.9%*
10117 80500 Cap-Equipm	150,000	0	150,000	57,821.22	.00	92,178.78	38.5%
TOTAL Information Technology	1,046,244	16,193	1,062,437	649,998.83	88,111.35	324,326.40	69.5%

YEAR-TO-DATE BUDGET REPORT

FOR 2023 09

ACCOUNTS FOR: 101 General Fund	ORIGINAL APPROP	TRANFRS/ ADJSTMTS	REVISED BUDGET	YTD ACTUAL	ENCUMBRANCES	AVAILABLE BUDGET	PCT USE/COL
10119 GRTR Fees							
10119 63225 Fees-NMTRD	780,000	0	780,000	638,392.86	.00	141,607.14	81.8%
TOTAL GRTR Fees	780,000	0	780,000	638,392.86	.00	141,607.14	81.8%

YEAR-TO-DATE BUDGET REPORT

FOR 2023 09

ACCOUNTS FOR:	ORIGINAL APPROP	TRANFRS/ADJSTMTS	REVISED BUDGET	YTD ACTUAL	ENCUMBRANCES	AVAILABLE BUDGET	PCT USE/COL
---------------	-----------------	------------------	----------------	------------	--------------	------------------	-------------

10120 PD - Admin

10120 50500 Labor-Regu	664,096	25,565	689,661	314,421.26	.00	375,239.89	45.6%
10120 51000 Labor-OT	21,045	0	21,045	11,782.15	.00	9,262.85	56.0%
10120 52000 Labor-Vaca	0	0	0	47,815.03	.00	-47,815.03	100.0%*
10120 52100 Labor-Holi	0	0	0	19,090.06	.00	-19,090.06	100.0%*
10120 53000 Labor-Sick	0	0	0	12,014.84	.00	-12,014.84	100.0%*
10120 54000 Labor-Othe	1,750	0	1,750	18,750.00	.00	-17,000.00	1071.4%*
10120 55000 Labor-Allo	2,850	0	2,850	12,487.50	.00	-9,637.50	438.2%*
10120 56000 Labor-Heal	0	22,346	22,346	22,346.25	.00	.02	100.0%
10120 58000 Associated	110,739	0	110,739	63,575.42	.00	47,163.58	57.4%
10120 58100 Associated	50,160	1,709	51,869	35,218.47	.00	16,651.02	67.9%
10120 58200 Associated	99,503	0	99,503	57,827.44	.00	41,675.56	58.1%
10120 58300 Associated	14,583	0	14,583	8,788.98	.00	5,794.02	60.3%
10120 58900 Associated	90	0	90	55.20	.00	34.80	61.3%
10120 61200 ConProf-Ge	971,000	8,000	979,000	82,216.68	23,219.44	873,563.88	10.8%
10120 61900 ConProf-Mi	0	0	0	720,337.85	105,803.84	-826,141.69	100.0%*
10120 63900 Fees-Misc	0	0	0	.00	11.99	-11.99	100.0%*
10120 64000 Ops-Ammo/R	20,000	0	20,000	19,997.25	.00	2.75	100.0%
10120 64100 Ops-Canine	10,000	0	10,000	2,454.50	791.28	6,754.22	32.5%
10120 64475 Ops-Materi	100,000	0	100,000	39,581.57	2,694.69	57,723.74	42.3%
10120 64500 Ops-PC/IT	0	0	0	600.00	.00	-600.00	100.0%*
10120 64525 Ops-Police	200,000	-148,236	51,764	27,041.98	.00	24,722.02	52.2%
10120 64600 Ops-Postag	4,700	0	4,700	1,274.25	2,247.66	1,178.09	74.9%
10120 64650 Ops-Recrui	10,000	0	10,000	10,737.83	.00	-737.83	107.4%*
10120 64775 Ops-Tools	1,000	0	1,000	898.46	.00	101.54	89.8%
10120 64800 Ops-Unifor	60,000	0	60,000	31,048.16	4,972.15	23,979.69	60.0%
10120 64825 Ops-Vehicl	265,000	0	265,000	188,667.25	76,332.75	.00	100.0%
10120 64990 Ops-Misc	0	0	0	3,099.68	.00	-3,099.68	100.0%*
10120 65000 Maint-Buil	55,000	0	55,000	36,399.00	21,653.17	-3,052.17	105.5%*
10120 65050 Maint-Equi	60,000	0	60,000	9,293.74	130.00	50,576.26	15.7%
10120 65550 Maint-Vehi	140,000	0	140,000	80,771.23	11,164.89	48,063.88	65.7%
10120 65900 Maint-Misc	0	0	0	3,485.19	1,928.71	-5,413.90	100.0%*
10120 66000 Empl-Dues	10,000	0	10,000	7,125.00	.00	2,875.00	71.3%
10120 66100 Empl-Train	90,000	0	90,000	14,215.83	14,186.44	61,597.73	31.6%
10120 66200 Empl-Per D	60,000	0	60,000	9,254.17	7,750.00	42,995.83	28.3%
10120 66400 Empl-Trans	2,000	0	2,000	.00	21.90	1,978.10	1.1%
10120 66500 Empl-Perso	13,000	0	13,000	968.56	842.80	11,188.64	13.9%
10120 66600 Empl-Servi	2,000	0	2,000	3,441.71	.00	-1,441.71	172.1%*
10120 66900 Empl-Misc	0	0	0	276.70	570.00	-846.70	100.0%*
10120 67100 Util-Elect	39,000	0	39,000	36,171.15	20,204.74	-17,375.89	144.6%*
10120 67200 Util-Gas	2,000	0	2,000	3,120.22	1,379.78	-2,500.00	225.0%*

YEAR-TO-DATE BUDGET REPORT

FOR 2023 09							
ACCOUNTS FOR:	ORIGINAL	TRANFRS/	REVISED			AVAILABLE	PCT
101 General Fund	APPROP	ADJSTMTS	BUDGET	YTD ACTUAL	ENCUMBRANCES	BUDGET	USE/COL
10120 67400 Util-Telep	54,000	0	54,000	56,930.17	19,331.43	-22,261.60	141.2%*
10120 67500 Util-water	15,000	0	15,000	11,234.00	5,766.00	-2,000.00	113.3%*
10120 80200 Cap-Buildi	0	0	0	.00	46,287.69	-46,287.69	100.0%*
10120 80400 Cap-Infras	47,549	0	47,549	18,765.35	.00	28,783.83	39.5%
10120 80500 Cap-Equipm	1,257,812	166,045	1,423,857	692,655.74	582,906.74	148,294.12	89.6%
TOTAL PD - Admin	4,453,877	75,430	4,529,307	2,736,235.82	950,198.09	842,872.78	81.4%

YEAR-TO-DATE BUDGET REPORT

FOR 2023 09			ORIGINAL	TRANFRS/	REVISED	YTD ACTUAL	ENCUMBRANCES	AVAILABLE	PCT
ACCOUNTS FOR:	General Fund	APPROP	ADJSTMNTS	BUDGET			BUDGET	USE/COL	
10121 PD - Patrol									
10121 50500	Labor-Regu	3,739,845	0	3,739,845	1,986,537.39	.00	1,753,307.61	53.1%	
10121 51000	Labor-OT	751,490	0	751,490	804,841.07	.00	-53,351.07	107.1%*	
10121 51100	Labor-DT	0	0	0	26,810.06	.00	-26,810.06	100.0%*	
10121 52000	Labor-Vaca	0	0	0	125,975.84	.00	-125,975.84	100.0%*	
10121 52100	Labor-Holi	0	0	0	152,034.92	.00	-152,034.92	100.0%*	
10121 53000	Labor-Sick	0	0	0	72,546.10	.00	-72,546.10	100.0%*	
10121 54000	Labor-Othe	12,000	0	12,000	190,830.12	.00	-178,830.12	1590.3%*	
10121 55000	Labor-Allo	18,400	0	18,400	28,725.00	.00	-10,325.00	156.1%*	
10121 56000	Labor-Heal	0	108,600	108,600	108,599.62	.00	.00	100.0%	
10121 58000	Associated	676,692	0	676,692	349,956.20	.00	326,735.80	51.7%	
10121 58100	Associated	332,022	7,842	339,864	257,646.93	.00	82,217.29	75.8%	
10121 58200	Associated	818,393	0	818,393	496,242.99	.00	322,150.01	60.6%	
10121 58300	Associated	93,519	0	93,519	56,880.65	.00	36,638.35	60.8%	
10121 58900	Associated	470	0	470	282.60	.00	187.40	60.1%	
10121 64100	Ops-Canine	0	0	0	924.44	1,575.56	-2,500.00	100.0%*	
10121 64475	Ops-Materi	0	0	0	1,427.87	.00	-1,427.87	100.0%*	
10121 64525	Ops-Police	0	0	0	4,937.96	3,101.16	-8,039.12	100.0%*	
10121 64650	Ops-Recrui	0	0	0	232.48	.00	-232.48	100.0%*	
10121 64800	Ops-Unifor	0	0	0	6,825.96	.00	-6,825.96	100.0%*	
10121 64990	Ops-Misc	0	0	0	740.22	.00	-740.22	100.0%*	
10121 65550	Maint-Vehi	0	0	0	41,265.25	185.62	-41,450.87	100.0%*	
10121 66100	Empl-Train	0	0	0	.00	800.00	-800.00	100.0%*	
10121 66200	Empl-Per D	0	0	0	794.26	.00	-794.26	100.0%*	
10121 66500	Empl-Perso	0	0	0	7,570.40	682.05	-8,252.45	100.0%*	
TOTAL PD - Patrol		6,442,831	116,442	6,559,273	4,722,628.33	6,344.39	1,830,300.12	72.1%	

YEAR-TO-DATE BUDGET REPORT

FOR 2023 09							
ACCOUNTS FOR:	ORIGINAL	TRANFRS/	REVISED			AVAILABLE	PCT
101 General Fund	APPROP	ADJSTMTS	BUDGET	YTD ACTUAL	ENCUMBRANCES	BUDGET	USE/COL
10122 PD - Detective/Criminal Invest							
10122 50500 Labor-Regu	1,114,487	0	1,114,487	632,702.34	.00	481,784.66	56.8%
10122 51000 Labor-OT	207,695	0	207,695	81,373.23	.00	126,321.77	39.2%
10122 51100 Labor-DT	0	0	0	1,256.09	.00	-1,256.09	100.0%*
10122 52000 Labor-Vaca	0	0	0	56,914.13	.00	-56,914.13	100.0%*
10122 52100 Labor-Holi	0	0	0	41,183.55	.00	-41,183.55	100.0%*
10122 53000 Labor-Sick	0	0	0	35,893.03	.00	-35,893.03	100.0%*
10122 54000 Labor-Othe	3,250	0	3,250	61,268.40	.00	-58,018.40	1885.2%*
10122 55000 Labor-Allo	3,900	0	3,900	4,150.00	.00	-250.00	106.4%*
10122 56000 Labor-Heal	0	50,138	50,138	50,138.04	.00	.00	100.0%
10122 58000 Associated	207,767	0	207,767	144,850.19	.00	62,916.81	69.7%
10122 58100 Associated	96,587	3,600	100,187	69,442.95	.00	30,744.05	69.3%
10122 58200 Associated	237,285	0	237,285	160,624.44	.00	76,660.56	67.7%
10122 58300 Associated	27,566	0	27,566	18,667.31	.00	8,898.69	67.7%
10122 58900 Associated	130	0	130	87.40	.00	42.60	67.2%
10122 64475 Ops-Materi	0	0	0	9,825.07	.00	-9,825.07	100.0%*
10122 64525 Ops-Police	0	0	0	1,701.17	.00	-1,701.17	100.0%*
10122 64600 Ops-Postag	0	0	0	507.52	492.48	-1,000.00	100.0%*
10122 64800 Ops-Unifor	0	0	0	1,202.00	.00	-1,202.00	100.0%*
10122 65550 Maint-Vehi	0	0	0	1,249.18	.00	-1,249.18	100.0%*
10122 66100 Empl-Train	0	0	0	904.00	.00	-904.00	100.0%*
10122 66200 Empl-Per D	0	0	0	697.98	500.00	-1,197.98	100.0%*
TOTAL PD - Detective/Criminal Invest	1,898,667	53,738	1,952,405	1,374,638.02	992.48	576,774.54	70.5%

YEAR-TO-DATE BUDGET REPORT

FOR 2023 09

ACCOUNTS FOR:	ORIGINAL APPROP	TRANFRS/ADJSTMTS	REVISED BUDGET	YTD ACTUAL	ENCUMBRANCES	AVAILABLE BUDGET	PCT USE/COL
---------------	-----------------	------------------	----------------	------------	--------------	------------------	-------------

10123 PD - Community Services

10123 50500 Labor-Regu	726,303	0	726,303	456,736.33	.00	269,566.67	62.9%
10123 51000 Labor-OT	124,256	0	124,256	88,020.54	.00	36,235.46	70.8%
10123 51100 Labor-DT	0	0	0	378.91	.00	-378.91	100.0%*
10123 52000 Labor-Vaca	0	0	0	32,854.20	.00	-32,854.20	100.0%*
10123 52100 Labor-Holi	0	0	0	28,066.74	.00	-28,066.74	100.0%*
10123 53000 Labor-Sick	0	0	0	18,936.82	.00	-18,936.82	100.0%*
10123 54000 Labor-Othe	2,500	0	2,500	36,032.00	.00	-33,532.00	1441.3%*
10123 55000 Labor-Allo	4,000	0	4,000	2,987.50	.00	1,012.50	74.7%
10123 56000 Labor-Heal	0	51,085	51,085	51,084.89	.00	.00	100.0%
10123 58000 Associated	170,140	0	170,140	139,656.70	.00	30,483.30	82.1%
10123 58100 Associated	61,006	3,908	64,914	51,096.61	.00	13,817.38	78.7%
10123 58200 Associated	143,428	0	143,428	108,451.46	.00	34,976.54	75.6%
10123 58300 Associated	17,534	0	17,534	13,030.44	.00	4,503.56	74.3%
10123 58900 Associated	100	0	100	69.00	.00	31.00	69.0%
10123 64000 Ops-Ammo/R	0	0	0	10.44	.00	-10.44	100.0%*
10123 64475 Ops-Materi	0	0	0	2,398.26	1,209.80	-3,608.06	100.0%*
10123 64800 Ops-Unifor	0	0	0	2,710.28	5,007.73	-7,718.01	100.0%*
10123 65550 Maint-Vehi	0	0	0	3,972.84	.00	-3,972.84	100.0%*
10123 65900 Maint-Misc	0	0	0	93.50	.00	-93.50	100.0%*
10123 66000 Empl-Dues	0	0	0	200.00	.00	-200.00	100.0%*
10123 66100 Empl-Train	0	0	0	1,360.60	.00	-1,360.60	100.0%*
TOTAL PD - Community Services	1,249,267	54,993	1,304,260	1,038,148.06	6,217.53	259,894.29	80.1%

YEAR-TO-DATE BUDGET REPORT

FOR 2023 09								
ACCOUNTS FOR:	ORIGINAL	TRANFRS/	REVISED	YTD	ENCUMBRANCES	AVAILABLE	PCT	
101 General Fund	APPROP	ADJSTMTS	BUDGET	ACTUAL		BUDGET	USE/COL	
10124 PD - Animal Control								
10124 50500 Labor-Regu	161,440	0	161,440	91,476.97	.00	69,963.03	56.7%	
10124 51000 Labor-OT	15,365	0	15,365	14,697.07	.00	667.93	95.7%	
10124 51100 Labor-DT	0	0	0	320.49	.00	-320.49	100.0%*	
10124 52000 Labor-Vaca	0	0	0	10,769.41	.00	-10,769.41	100.0%*	
10124 52100 Labor-Holi	0	0	0	6,306.50	.00	-6,306.50	100.0%*	
10124 53000 Labor-Sick	0	0	0	1,698.43	.00	-1,698.43	100.0%*	
10124 54000 Labor-Othe	750	0	750	14,650.00	.00	-13,900.00	1953.3%*	
10124 55000 Labor-Allo	650	0	650	500.00	.00	150.00	76.9%	
10124 56000 Labor-Heal	0	11,549	11,549	11,549.31	.00	.00	100.0%	
10124 58000 Associated	44,820	0	44,820	29,839.19	.00	14,980.81	66.6%	
10124 58100 Associated	12,406	884	13,290	10,804.67	.00	2,484.85	81.3%	
10124 58200 Associated	16,629	0	16,629	13,357.15	.00	3,271.85	80.3%	
10124 58300 Associated	3,229	0	3,229	2,105.42	.00	1,123.58	65.2%	
10124 58900 Associated	30	0	30	18.40	.00	11.60	61.3%	
10124 64475 Ops-Materi	0	0	0	1,846.86	625.00	-2,471.86	100.0%*	
10124 64800 Ops-Unifor	0	0	0	1,410.54	161.85	-1,572.39	100.0%*	
10124 65550 Maint-Vehi	0	0	0	1,311.69	.00	-1,311.69	100.0%*	
10124 66100 Empl-Train	0	0	0	.00	880.52	-880.52	100.0%*	
10124 66200 Empl-Per D	0	0	0	525.00	.00	-525.00	100.0%*	
10124 66500 Empl-Perso	0	0	0	75.26	35.75	-111.01	100.0%*	
TOTAL PD - Animal Control	255,319	12,433	267,752	213,262.36	1,703.12	52,786.35	80.3%	

YEAR-TO-DATE BUDGET REPORT

FOR 2023 09

ACCOUNTS FOR:	ORIGINAL APPROP	TRANFRS/ADJSTMTS	REVISED BUDGET	YTD ACTUAL	ENCUMBRANCES	AVAILABLE BUDGET	PCT USE/COL
---------------	-----------------	------------------	----------------	------------	--------------	------------------	-------------

10125 PD - Communications

10125 50500 Labor-Regu	1,213,776	0	1,213,776	611,816.38	.00	601,959.62	50.4%
10125 51000 Labor-OT	131,394	0	131,394	209,701.24	.00	-78,307.24	159.6%*
10125 51100 Labor-DT	0	0	0	10,113.17	.00	-10,113.17	100.0%*
10125 52000 Labor-Vaca	0	0	0	33,828.25	.00	-33,828.25	100.0%*
10125 52100 Labor-Holi	0	0	0	47,787.32	.00	-47,787.32	100.0%*
10125 53000 Labor-Sick	0	0	0	39,564.45	.00	-39,564.45	100.0%*
10125 54000 Labor-Othe	4,750	0	4,750	53,666.16	.00	-48,916.16	1129.8%*
10125 55000 Labor-Allo	12,350	0	12,350	3,225.00	.00	9,125.00	26.1%
10125 56000 Labor-Heal	0	37,380	37,380	34,694.32	.00	2,685.58	92.8%
10125 58000 Associated	260,333	0	260,333	120,873.29	.00	139,459.71	46.4%
10125 58100 Associated	98,433	2,791	101,224	76,853.39	.00	24,370.69	75.9%
10125 58200 Associated	154,677	0	154,677	91,450.70	.00	63,226.30	59.1%
10125 58300 Associated	24,174	0	24,174	14,377.66	.00	9,796.34	59.5%
10125 58900 Associated	190	0	190	110.40	.00	79.60	58.1%
10125 64475 Ops-Materi	0	0	0	6,373.07	1,499.94	-7,873.01	100.0%*
10125 64800 Ops-Unifor	0	0	0	1,173.13	.00	-1,173.13	100.0%*
10125 66000 Empl-Dues	0	0	0	928.00	125.00	-1,053.00	100.0%*
10125 66100 Empl-Train	0	0	0	8,581.38	.00	-8,581.38	100.0%*
10125 66200 Empl-Per D	0	0	0	2,639.28	600.00	-3,239.28	100.0%*
10125 66500 Empl-Perso	0	0	0	1,248.66	.00	-1,248.66	100.0%*
TOTAL PD - Communications	1,900,077	40,171	1,940,248	1,369,005.25	2,224.94	569,017.79	70.7%

YEAR-TO-DATE BUDGET REPORT

FOR 2023 09

ACCOUNTS FOR:	ORIGINAL	TRANFRS/	REVISED	YTD	ENCUMBRANCES	AVAILABLE	PCT
101 General Fund	APPROP	ADJSTMTS	BUDGET	ACTUAL		BUDGET	USE/COL

10126 PD - Traffic

10126 50500 Labor-Regu	248,833	0	248,833	146,814.75	.00	102,018.25	59.0%
10126 51000 Labor-OT	53,856	0	53,856	51,035.86	.00	2,820.14	94.8%
10126 51100 Labor-DT	0	0	0	740.62	.00	-740.62	100.0%*
10126 52000 Labor-Vaca	0	0	0	18,908.47	.00	-18,908.47	100.0%*
10126 52100 Labor-Holi	0	0	0	9,000.76	.00	-9,000.76	100.0%*
10126 53000 Labor-Sick	0	0	0	3,269.82	.00	-3,269.82	100.0%*
10126 54000 Labor-Othe	750	0	750	12,308.80	.00	-11,558.80	1641.2%*
10126 55000 Labor-Allo	1,950	0	1,950	1,475.00	.00	475.00	75.6%
10126 56000 Labor-Heal	0	15,042	15,042	15,041.88	.00	.00	100.0%
10126 58000 Associated	58,127	0	58,127	33,372.47	.00	24,754.53	57.4%
10126 58100 Associated	21,841	1,151	22,992	18,915.33	.00	4,076.37	82.3%
10126 58200 Associated	55,119	0	55,119	38,194.02	.00	16,924.98	69.3%
10126 58300 Associated	6,222	0	6,222	4,331.26	.00	1,890.74	69.6%
10126 58900 Associated	30	0	30	20.70	.00	9.30	69.0%
10126 66500 Empl-Perso	0	0	0	.00	35.75	-35.75	100.0%*
TOTAL PD - Traffic	446,728	16,193	462,921	353,429.74	35.75	109,455.09	76.4%

YEAR-TO-DATE BUDGET REPORT

FOR 2023 09

ACCOUNTS FOR:	ORIGINAL APPROP	TRANFRS/ADJSTMTS	REVISED BUDGET	YTD ACTUAL	ENCUMBRANCES	AVAILABLE BUDGET	PCT USE/COL
---------------	-----------------	------------------	----------------	------------	--------------	------------------	-------------

10127 PD - Professional Standards

10127 50500 Labor-Regu	300,825	0	300,825	165,122.95	.00	135,702.05	54.9%
10127 51000 Labor-OT	29,046	0	29,046	22,113.53	.00	6,932.47	76.1%
10127 51100 Labor-DT	0	0	0	1,247.68	.00	-1,247.68	100.0%*
10127 52000 Labor-Vaca	0	0	0	19,307.13	.00	-19,307.13	100.0%*
10127 52100 Labor-Holi	0	0	0	10,857.38	.00	-10,857.38	100.0%*
10127 53000 Labor-Sick	0	0	0	25,911.44	.00	-25,911.44	100.0%*
10127 54000 Labor-Othe	750	0	750	10,414.58	.00	-9,664.58	1388.6%*
10127 55000 Labor-Allo	1,700	0	1,700	6,887.50	.00	-5,187.50	405.1%*
10127 56000 Labor-Heal	0	13,483	13,483	13,482.52	.00	.00	100.0%
10127 58000 Associated	44,820	0	44,820	37,567.84	.00	7,252.16	83.8%
10127 58100 Associated	24,196	1,031	25,227	20,033.99	.00	5,193.42	79.4%
10127 58200 Associated	61,521	0	61,521	45,100.45	.00	16,420.55	73.3%
10127 58300 Associated	7,521	0	7,521	5,529.96	.00	1,991.04	73.5%
10127 58900 Associated	30	0	30	20.70	.00	9.30	69.0%
10127 61900 ConProf-Mi	0	0	0	2,499.00	.00	-2,499.00	100.0%*
10127 64475 Ops-Materi	0	0	0	875.76	.00	-875.76	100.0%*
10127 66100 Empl-Train	0	0	0	463.20	.00	-463.20	100.0%*
TOTAL PD - Professional Standards	470,409	14,514	484,923	387,435.61	.00	97,487.32	79.9%

YEAR-TO-DATE BUDGET REPORT

FOR 2023 09

ACCOUNTS FOR:	ORIGINAL APPROP	TRANFRS/ ADJSTMTS	REVISED BUDGET	YTD ACTUAL	ENCUMBRANCES	AVAILABLE BUDGET	PCT USE/COL
101 General Fund							
10128 PD - Records							
10128 50500 Labor-Regu	285,964	0	285,964	119,223.96	.00	166,740.04	41.7%
10128 51000 Labor-OT	4,726	0	4,726	6,174.77	.00	-1,448.77	130.7%*
10128 52000 Labor-Vaca	0	0	0	7,674.56	.00	-7,674.56	100.0%*
10128 52100 Labor-Holi	0	0	0	6,943.20	.00	-6,943.20	100.0%*
10128 53000 Labor-Sick	0	0	0	4,904.52	.00	-4,904.52	100.0%*
10128 54000 Labor-Othe	1,500	0	1,500	13,713.20	.00	-12,213.20	914.2%*
10128 55000 Labor-Allo	650	0	650	.00	.00	650.00	.0%
10128 56000 Labor-Heal	0	11,476	11,476	11,475.56	.00	.00	100.0%
10128 58000 Associated	80,844	0	80,844	49,735.81	.00	31,108.19	61.5%
10128 58100 Associated	21,017	707	21,724	11,454.89	.00	10,268.78	52.7%
10128 58200 Associated	36,609	0	36,609	17,785.19	.00	18,823.81	48.6%
10128 58300 Associated	5,721	0	5,721	2,799.05	.00	2,921.95	48.9%
10128 58900 Associated	60	0	60	29.90	.00	30.10	49.8%
10128 64475 Ops-Materi	0	0	0	210.32	.00	-210.32	100.0%*
10128 64800 Ops-Unifor	0	0	0	173.98	299.92	-473.90	100.0%*
10128 66100 Empl-Train	0	0	0	1,551.10	.00	-1,551.10	100.0%*
TOTAL PD - Records	437,091	12,182	449,273	253,850.01	299.92	195,123.30	56.6%

YEAR-TO-DATE BUDGET REPORT

FOR 2023 09

ACCOUNTS FOR:	ORIGINAL APPROP	TRANFRS/ADJSTMTS	REVISED BUDGET	YTD ACTUAL	ENCUMBRANCES	AVAILABLE BUDGET	PCT USE/COL
101 General Fund							
10130 Fire - Admin							
10130 50500 Labor-Regu	718,346	0	718,346	107,471.26	.00	610,874.74	15.0%
10130 51000 Labor-OT	0	0	0	28,127.35	.00	-28,127.35	100.0%*
10130 52000 Labor-Vaca	50,000	0	50,000	110,394.99	.00	-60,394.99	220.8%*
10130 52100 Labor-Holi	0	0	0	13,331.26	.00	-13,331.26	100.0%*
10130 53000 Labor-Sick	0	0	0	2,350.16	.00	-2,350.16	100.0%*
10130 54000 Labor-Othe	2,000	0	2,000	2,441.20	.00	-441.20	122.1%*
10130 55000 Labor-Allo	2,550	0	2,550	6,600.00	.00	-4,050.00	258.8%*
10130 56000 Labor-Heal	0	25,839	25,839	19,660.67	.00	6,178.15	76.1%
10130 58000 Associated	171,410	0	171,410	56,146.87	.00	115,263.13	32.8%
10130 58100 Associated	54,645	1,977	56,622	29,603.96	.00	27,017.71	52.3%
10130 58200 Associated	147,521	0	147,521	59,661.97	.00	87,859.03	40.4%
10130 58300 Associated	17,410	0	17,410	7,016.11	.00	10,393.89	40.3%
10130 58900 Associated	80	0	80	27.60	.00	52.40	34.5%
10130 61200 ConProf-Ge	57,230	0	57,230	22,955.08	9,338.83	24,936.09	56.4%
10130 64225 Ops-Fire E	125,000	0	125,000	107,594.06	45,033.40	-27,627.46	122.1%*
10130 64275 Ops-Fire H	7,000	0	7,000	6,305.88	.00	694.12	90.1%
10130 64300 Ops-Fire P	7,000	0	7,000	5,332.16	.00	1,667.84	76.2%
10130 64475 Ops-Materi	230,000	-1,476	228,524	93,580.36	7,782.87	127,160.92	44.4%
10130 64575 Ops-PPE	60,000	0	60,000	40,673.66	44,109.41	-24,783.07	141.3%*
10130 64600 Ops-Postag	1,000	0	1,000	666.06	360.58	-26.64	102.7%*
10130 64650 Ops-Recrui	0	0	0	398.00	.00	-398.00	100.0%*
10130 64675 Ops-Safety	1,000	0	1,000	.00	.00	1,000.00	.0%
10130 64775 Ops-Tools	20,000	0	20,000	57,945.43	529.78	-38,475.21	292.4%*
10130 64800 Ops-Unifor	70,000	0	70,000	64,504.67	3,180.27	2,315.06	96.7%
10130 64825 Ops-Vehicl	100,000	0	100,000	91,004.62	6,982.08	2,013.30	98.0%
10130 64990 Ops-Misc	5,000	0	5,000	.00	.00	5,000.00	.0%
10130 65000 Maint-Buil	130,000	-4,930	125,070	56,594.25	6,906.66	61,569.09	50.8%
10130 65050 Maint-Equi	40,000	0	40,000	29,589.78	513.72	9,896.50	75.3%
10130 65550 Maint-Vehi	120,000	0	120,000	211,539.10	26,696.44	-118,235.54	198.5%*
10130 65900 Maint-Misc	0	0	0	1,918.97	.00	-1,918.97	100.0%*
10130 66000 Empl-Dues	6,300	0	6,300	2,425.15	.00	3,874.85	38.5%
10130 66100 Empl-Train	62,000	0	62,000	42,229.36	11,918.23	7,852.41	87.3%
10130 66200 Empl-Per D	25,000	0	25,000	-3,742.72	1,836.72	26,906.00	-7.6%
10130 66400 Empl-Trans	1,000	0	1,000	345.10	.00	654.90	34.5%
10130 66500 Empl-Perso	20,000	0	20,000	3,438.78	2,098.71	14,462.51	27.7%
10130 67100 Util-Elect	25,000	38,000	63,000	29,058.64	19,758.58	14,182.78	77.5%
10130 67200 Util-Gas	12,000	3,000	15,000	20,396.69	4,603.31	-10,000.00	166.7%*
10130 67400 Util-Telep	32,000	37,000	69,000	44,074.63	30,118.76	-5,193.39	107.5%*
10130 67500 Util-Water	25,000	2,000	27,000	17,208.02	7,791.98	2,000.00	92.6%
10130 80200 Cap-Buildi	0	4,476	4,476	4,475.85	.00	.00	100.0%

YEAR-TO-DATE BUDGET REPORT

FOR 2023 09							
ACCOUNTS FOR:	ORIGINAL	TRANFRS/	REVISED			AVAILABLE	PCT
101 General Fund	APPROP	ADJSTMTS	BUDGET	YTD ACTUAL	ENCUMBRANCES	BUDGET	USE/COL
10130 80300 Cap-Improv	0	29,075	29,075	29,041.69	.00	33.31	99.9%
10130 80500 Cap-Equipm	266,000	15,925	281,925	218,305.24	54,422.00	9,197.76	96.7%
TOTAL Fire - Admin	2,611,492	150,885	2,762,377	1,640,691.91	283,982.33	837,703.25	69.7%

YEAR-TO-DATE BUDGET REPORT

FOR 2023 09							
ACCOUNTS FOR:	ORIGINAL	TRANFRS/	REVISED			AVAILABLE	PCT
101 General Fund	APPROP	ADJSTMTS	BUDGET	YTD ACTUAL	ENCUMBRANCES	BUDGET	USE/COL
10133 Fire - Suppression							
10133 50500 Labor-Regu	4,882,188	0	4,882,188	3,550,337.17	.00	1,331,850.83	72.7%
10133 51000 Labor-OT	1,442,261	0	1,442,261	1,021,737.31	.00	420,523.69	70.8%
10133 51100 Labor-DT	144,991	0	144,991	175,078.70	.00	-30,087.70	120.8%*
10133 52000 Labor-Vaca	0	0	0	34,542.70	.00	-34,542.70	100.0%*
10133 53000 Labor-Sick	0	0	0	243.06	.00	-243.06	100.0%*
10133 54000 Labor-Othe	15,000	0	15,000	8,690.80	.00	6,309.20	57.9%
10133 55000 Labor-Allo	30,550	0	30,550	21,950.00	.00	8,600.00	71.8%
10133 56000 Labor-Heal	0	275,057	275,057	263,745.68	.00	11,311.79	95.9%
10133 58000 Associated	1,172,972	0	1,172,972	764,744.05	.00	408,227.95	65.2%
10133 58100 Associated	473,588	18,668	492,256	363,373.92	.00	128,882.05	73.8%
10133 58200 Associated	1,176,657	0	1,176,657	852,806.98	.00	323,850.02	72.5%
10133 58300 Associated	122,084	0	122,084	88,828.64	.00	33,255.36	72.8%
10133 58900 Associated	600	0	600	402.50	.00	197.50	67.1%
10133 66500 Empl-Perso	0	0	0	4,338.31	.00	-4,338.31	100.0%*
TOTAL Fire - Suppression	9,460,891	293,725	9,754,616	7,150,819.82	.00	2,603,796.62	73.3%

YEAR-TO-DATE BUDGET REPORT

FOR 2023 09								
ACCOUNTS FOR:	ORIGINAL	TRANFRS/	REVISED	YTD ACTUAL	ENCUMBRANCES	AVAILABLE	PCT	
101 General Fund	APPROP	ADJSTMNTS	BUDGET			BUDGET	USE/COL	
10134 Fire - PFA								
10134 50500 Labor-Regu	284,106	0	284,106	169,422.85	.00	114,683.15	59.6%	
10134 51000 Labor-OT	0	0	0	3,314.06	.00	-3,314.06	100.0%*	
10134 51100 Labor-DT	0	0	0	275.76	.00	-275.76	100.0%*	
10134 52000 Labor-Vaca	0	0	0	18,448.61	.00	-18,448.61	100.0%*	
10134 52100 Labor-Holi	0	0	0	10,411.20	.00	-10,411.20	100.0%*	
10134 53000 Labor-Sick	0	0	0	8,310.14	.00	-8,310.14	100.0%*	
10134 54000 Labor-Othe	1,000	0	1,000	5,500.50	.00	-4,500.50	550.1%*	
10134 55000 Labor-Allo	8,784	0	8,784	6,639.50	.00	2,144.50	75.6%	
10134 56000 Labor-Heal	0	18,534	18,534	18,534.45	.00	.00	100.0%	
10134 58000 Associated	71,721	0	71,721	45,722.14	.00	25,998.86	63.8%	
10134 58100 Associated	20,391	1,418	21,809	17,108.15	.00	4,700.74	78.4%	
10134 58200 Associated	29,265	0	29,265	21,195.79	.00	8,069.21	72.4%	
10134 58300 Associated	5,684	0	5,684	4,131.83	.00	1,552.17	72.7%	
10134 58900 Associated	40	0	40	27.60	.00	12.40	69.0%	
10134 64575 Ops-PPE	0	0	0	23.52	.00	-23.52	100.0%*	
10134 64800 Ops-Unifor	0	0	0	264.00	.00	-264.00	100.0%*	
10134 65000 Maint-Buil	0	0	0	1,026.85	.00	-1,026.85	100.0%*	
TOTAL Fire - PFA	420,991	19,952	440,943	330,356.95	.00	110,586.39	74.9%	

YEAR-TO-DATE BUDGET REPORT

FOR 2023 09

ACCOUNTS FOR:	ORIGINAL	TRANFRS/	REVISED	YTD	ENCUMBRANCES	AVAILABLE	PCT
101 General Fund	APPROP	ADJSTMTS	BUDGET	ACTUAL		BUDGET	USE/COL

10140 Community Development

10140 50500 Labor-Regu	312,334	0	312,334	120,870.24	.00	191,463.76	38.7%
10140 51000 Labor-OT	0	0	0	3,150.38	.00	-3,150.38	100.0%*
10140 52000 Labor-Vaca	0	0	0	12,549.62	.00	-12,549.62	100.0%*
10140 52100 Labor-Holi	0	0	0	6,577.28	.00	-6,577.28	100.0%*
10140 53000 Labor-Sick	0	0	0	1,111.67	.00	-1,111.67	100.0%*
10140 54000 Labor-Othe	750	0	750	250.00	.00	500.00	33.3%
10140 55000 Labor-Allo	1,050	0	1,050	5,962.50	.00	-4,912.50	567.9%*
10140 56000 Labor-Heal	0	4,135	4,135	2,685.58	.00	1,449.91	64.9%
10140 58000 Associated	42,062	0	42,062	10,086.20	.00	31,975.80	24.0%
10140 58100 Associated	23,480	316	23,796	11,397.00	.00	12,399.36	47.9%
10140 58200 Associated	32,172	0	32,172	14,409.75	.00	17,762.25	44.8%
10140 58300 Associated	6,248	0	6,248	2,811.36	.00	3,436.64	45.0%
10140 58900 Associated	30	0	30	14.19	.00	15.81	47.3%
10140 61200 ConProf-Ge	151,800	-7,000	144,800	3,564.36	52,036.69	89,198.95	38.4%
10140 61900 ConProf-Mi	0	0	0	20,309.90	10,271.38	-30,581.28	100.0%*
10140 64475 Ops-Materi	5,000	0	5,000	11,403.29	49.00	-6,452.29	229.0%*
10140 64600 Ops-Postag	200	0	200	109.22	200.00	-109.22	154.6%*
10140 64800 Ops-Unifor	500	0	500	.00	.00	500.00	.0%
10140 64825 Ops-Vehicl	300	0	300	501.19	70.56	-271.75	190.6%*
10140 64990 Ops-Misc	0	0	0	159.48	.00	-159.48	100.0%*
10140 65000 Maint-Buil	10,000	0	10,000	237.91	78.99	9,683.10	3.2%
10140 65150 Maint-Hala	7,500	0	7,500	3,806.48	1,461.73	2,231.79	70.2%
10140 65200 Maint-Leas	100,000	0	100,000	9,394.51	2,340.18	88,265.31	11.7%
10140 65550 Maint-Vehi	100	0	100	15.98	.00	84.02	16.0%
10140 66000 Empl-Dues	1,700	0	1,700	753.00	410.00	537.00	68.4%
10140 66100 Empl-Train	2,000	0	2,000	620.00	125.00	1,255.00	37.3%
10140 66200 Empl-Per D	1,500	0	1,500	670.27	.00	829.73	44.7%
10140 66300 Empl-Milea	1,500	0	1,500	186.37	.00	1,313.63	12.4%
10140 66400 Empl-Trans	1,000	0	1,000	68.58	.00	931.42	6.9%
10140 66500 Empl-Perso	100	0	100	110.00	.00	-10.00	110.0%*
10140 66900 Empl-Misc	0	0	0	68.67	.00	-68.67	100.0%*
10140 67100 Util-Elect	7,000	0	7,000	6,710.34	4,857.11	-4,567.45	165.2%*
10140 67200 Util-Gas	500	0	500	5,238.89	3,103.73	-7,842.62	1668.5%*
10140 67400 Util-Telep	1,500	0	1,500	4,338.84	3,540.56	-6,379.40	525.3%*
10140 67500 Util-Water	1,500	0	1,500	1,206.20	693.80	-400.00	126.7%*
10140 80300 Cap-Improv	260,967	0	260,967	23,230.42	102,678.63	135,057.98	48.2%
10140 80500 Cap-Equipm	66,000	0	66,000	52,283.28	13,716.72	.00	100.0%
TOTAL Community Development	1,038,793	-2,548	1,036,245	336,862.95	195,634.08	503,747.85	51.4%

YEAR-TO-DATE BUDGET REPORT

FOR 2023 09

ACCOUNTS FOR:	ORIGINAL	TRANFRS/	REVISED			AVAILABLE	PCT
101 General Fund	APPROP	ADJSTMNTS	BUDGET	YTD ACTUAL	ENCUMBRANCES	BUDGET	USE/COL

10141 Library

10141 50500 Labor-Regu	544,860	0	544,860	322,475.26	.00	222,384.74	59.2%
10141 51000 Labor-OT	0	0	0	1,201.70	.00	-1,201.70	100.0%*
10141 52000 Labor-Vaca	0	0	0	9,918.83	.00	-9,918.83	100.0%*
10141 52100 Labor-Holi	0	0	0	14,994.00	.00	-14,994.00	100.0%*
10141 53000 Labor-Sick	0	0	0	14,617.32	.00	-14,617.32	100.0%*
10141 54000 Labor-Othe	1,750	0	1,750	809.80	.00	940.20	46.3%
10141 55000 Labor-Allo	3,324	0	3,324	2,552.40	.00	771.60	76.8%
10141 56000 Labor-Heal	0	16,168	16,168	16,168.10	.00	.00	100.0%
10141 58000 Associated	97,247	0	97,247	48,908.42	.00	48,338.58	50.3%
10141 58100 Associated	40,158	1,237	41,395	27,962.11	.00	13,432.75	67.5%
10141 58200 Associated	44,908	0	44,908	30,988.94	.00	13,919.06	69.0%
10141 58300 Associated	8,722	0	8,722	6,042.79	.00	2,679.21	69.3%
10141 58900 Associated	150	0	150	94.30	.00	55.70	62.9%
10141 61200 ConProf-Ge	27,000	10,255	37,255	24,638.60	8,382.52	4,233.60	88.6%
10141 64075 Ops-Books	75,180	0	75,180	65,746.89	12,358.81	-2,925.70	103.9%*
10141 64115 Ops-Comp H	3,500	0	3,500	1,334.42	.00	2,165.58	38.1%
10141 64430 Ops-Librar	22,100	0	22,100	.00	.00	22,100.00	.0%
10141 64475 Ops-Materi	45,000	1,000	46,000	33,659.01	3,330.86	9,010.13	80.4%
10141 64600 Ops-Postag	4,500	0	4,500	4,500.00	.00	.00	100.0%
10141 64800 Ops-Unifor	200	0	200	.00	.00	200.00	.0%
10141 65000 Maint-Buil	10,000	0	10,000	7,820.74	2,296.21	-116.95	101.2%*
10141 65050 Maint-Equi	4,500	0	4,500	3,127.35	224.25	1,148.40	74.5%
10141 66000 Empl-Dues	2,500	0	2,500	1,906.00	120.00	474.00	81.0%
10141 66100 Empl-Train	500	0	500	815.00	47.00	-362.00	172.4%*
10141 66200 Empl-Per D	500	0	500	18.00	.00	482.00	3.6%
10141 66500 Empl-Perso	1,000	0	1,000	515.20	35.75	449.05	55.1%
10141 67100 Util-Elect	25,000	16,000	41,000	28,865.34	9,276.97	2,857.69	93.0%
10141 67200 Util-Gas	6,000	2,000	8,000	8,058.28	2,741.72	-2,800.00	135.0%*
10141 67400 Util-Telep	6,300	1,000	7,300	5,252.04	3,356.29	-1,308.33	117.9%*
10141 67500 Util-Water	20,000	1,000	21,000	18,584.10	8,515.90	-6,100.00	129.0%*
10141 80500 Cap-Equipm	60,591	-10,000	50,591	6,851.84	.00	43,739.35	13.5%
TOTAL Library	1,055,490	38,660	1,094,150	708,426.78	50,686.28	335,036.81	69.4%

YEAR-TO-DATE BUDGET REPORT

FOR 2023 09

ACCOUNTS FOR:	ORIGINAL APPROP	TRANFRS/ADJSTMTS	REVISED BUDGET	YTD ACTUAL	ENCUMBRANCES	AVAILABLE BUDGET	PCT USE/COL
101 General Fund							
10142 Museum							
10142 50500 Labor-Regu	205,002	0	205,002	128,207.52	.00	76,794.48	62.5%
10142 51000 Labor-OT	0	0	0	2,462.40	.00	-2,462.40	100.0%*
10142 52000 Labor-Vaca	0	0	0	10,075.93	.00	-10,075.93	100.0%*
10142 52100 Labor-Holi	0	0	0	7,310.17	.00	-7,310.17	100.0%*
10142 53000 Labor-Sick	0	0	0	8,884.43	.00	-8,884.43	100.0%*
10142 54000 Labor-Othe	750	0	750	312.50	.00	437.50	41.7%
10142 55000 Labor-Allo	750	0	750	562.50	.00	187.50	75.0%
10142 56000 Labor-Heal	0	6,178	6,178	6,178.15	.00	.00	100.0%
10142 58000 Associated	24,091	0	24,091	17,608.62	.00	6,482.38	73.1%
10142 58100 Associated	15,161	473	15,634	12,079.32	.00	3,554.31	77.3%
10142 58200 Associated	21,117	0	21,117	15,500.57	.00	5,616.43	73.4%
10142 58300 Associated	4,102	0	4,102	3,024.66	.00	1,077.34	73.7%
10142 58900 Associated	40	0	40	25.30	.00	14.70	63.3%
10142 61200 ConProf-Ge	20,000	2,000	22,000	23,985.89	2,682.21	-4,668.10	121.2%*
10142 64175 Ops-Exhibi	70,000	0	70,000	11,909.08	42,840.00	15,250.92	78.2%
10142 64475 Ops-Materi	6,300	0	6,300	25,504.69	4,393.96	-23,598.65	474.6%*
10142 64600 Ops-Postag	100	0	100	8.58	.00	91.42	8.6%
10142 65000 Maint-Buil	8,000	0	8,000	3,381.97	3,650.63	967.40	87.9%
10142 65050 Maint-Equi	100	0	100	.00	.00	100.00	.0%
10142 65100 Maint-Fine	10,000	0	10,000	149.40	.00	9,850.60	1.5%
10142 66000 Empl-Dues	11,800	0	11,800	501.35	718.00	10,580.65	10.3%
10142 66100 Empl-Train	600	0	600	499.00	499.00	-398.00	166.3%*
10142 66200 Empl-Per D	800	0	800	314.20	.00	485.80	39.3%
10142 66500 Empl-Perso	400	0	400	111.01	.00	288.99	27.8%
10142 67400 Util-Telep	2,000	0	2,000	567.90	289.59	1,142.51	42.9%
10142 80500 Cap-Equipm	110,000	15,000	125,000	25,000.00	.00	100,000.00	20.0%
TOTAL Museum	511,113	23,651	534,764	304,165.14	55,073.39	175,525.25	67.2%

YEAR-TO-DATE BUDGET REPORT

FOR 2023 09

ACCOUNTS FOR:	ORIGINAL APPROP	TRANFRS/ADJSTMTS	REVISED BUDGET	YTD ACTUAL	ENCUMBRANCES	AVAILABLE BUDGET	PCT USE/COL
101 General Fund							
10143 Performing Arts Center							
10143 61200 ConProf-Ge	12,000	0	12,000	9,040.41	2,150.41	809.18	93.3%
10143 64475 Ops-Materi	6,000	0	6,000	3,246.68	385.00	2,368.32	60.5%
10143 64775 Ops-Tools	0	0	0	1,236.69	.00	-1,236.69	100.0%*
10143 65000 Maint-Buil	10,000	0	10,000	4,876.80	322.91	4,800.29	52.0%
10143 65050 Maint-Equi	2,000	0	2,000	.00	.00	2,000.00	.0%
10143 65350 Maint-Serv	0	0	0	.00	2,488.03	-2,488.03	100.0%*
10143 67100 Util-Elect	21,000	30,000	51,000	26,629.28	23,241.06	1,129.66	97.8%
10143 67200 Util-Gas	8,000	0	8,000	8,931.02	2,068.98	-3,000.00	137.5%*
10143 67400 Util-Telep	2,000	0	2,000	1,517.50	498.50	-16.00	100.8%*
10143 67500 Util-Water	9,000	0	9,000	7,260.76	4,989.24	-3,250.00	136.1%*
10143 80300 Cap-Improv	90,000	0	90,000	.00	.00	90,000.00	.0%
10143 80500 Cap-Equipm	171,994	0	171,994	24,678.73	2,541.08	144,774.58	15.8%
TOTAL Performing Arts Center	331,994	30,000	361,994	87,417.87	38,685.21	235,891.31	34.8%

YEAR-TO-DATE BUDGET REPORT

FOR 2023 09

ACCOUNTS FOR:	ORIGINAL APPROP	TRANFRS/ADJSTMTS	REVISED BUDGET	YTD ACTUAL	ENCUMBRANCES	AVAILABLE BUDGET	PCT USE/COL
101 General Fund							
10144 Airport							
10144 50500 Labor-Regu	259,655	0	259,655	142,984.72	.00	116,670.28	55.1%
10144 51000 Labor-OT	23,151	0	23,151	8,566.55	.00	14,584.45	37.0%
10144 51100 Labor-DT	0	0	0	2,183.24	.00	-2,183.24	100.0%*
10144 52000 Labor-Vaca	0	0	0	38,319.48	.00	-38,319.48	100.0%*
10144 52100 Labor-Holi	0	0	0	8,480.16	.00	-8,480.16	100.0%*
10144 53000 Labor-Sick	0	0	0	5,179.16	.00	-5,179.16	100.0%*
10144 54000 Labor-Othe	1,000	0	1,000	1,725.04	.00	-725.04	172.5%*
10144 55000 Labor-Allo	4,884	0	4,884	3,244.30	.00	1,639.70	66.4%
10144 56000 Labor-Heal	0	2,909	2,909	7,044.87	.00	-4,135.49	242.1%*
10144 58000 Associated	28,912	0	28,912	12,291.16	.00	16,620.84	42.5%
10144 58100 Associated	21,260	205	21,465	16,365.98	.00	5,099.47	76.2%
10144 58200 Associated	26,747	0	26,747	16,859.49	.00	9,887.51	63.0%
10144 58300 Associated	5,195	0	5,195	3,288.12	.00	1,906.88	63.3%
10144 58900 Associated	40	0	40	25.30	.00	14.70	63.3%
10144 61200 ConProf-Ge	21,200	0	21,200	3,919.10	.00	17,280.90	18.5%
10144 61900 ConProf-Mi	0	0	0	14,052.37	6,528.92	-20,581.29	100.0%*
10144 63300 Fees-Publi	200	0	200	.00	.00	200.00	.0%
10144 64425 Ops-Landsc	0	8,000	8,000	1,722.33	.00	6,277.67	21.5%
10144 64475 Ops-Materi	25,000	0	25,000	10,464.38	4,292.65	10,242.97	59.0%
10144 64600 Ops-Postag	200	0	200	.81	.00	199.19	.4%
10144 64800 Ops-Unifor	1,000	0	1,000	1,958.05	.00	-958.05	195.8%*
10144 64825 Ops-Vehicl	13,000	0	13,000	8,169.06	3,435.70	1,395.24	89.3%
10144 65000 Maint-Buil	10,000	0	10,000	4,051.53	1,035.74	4,912.73	50.9%
10144 65050 Maint-Equi	10,000	0	10,000	2,345.72	501.02	7,153.26	28.5%
10144 65550 Maint-Vehi	1,700	0	1,700	869.07	71.96	758.97	55.4%
10144 66000 Empl-Dues	200	0	200	1,985.00	75.00	-1,860.00	1030.0%*
10144 66100 Empl-Train	800	0	800	880.00	225.00	-305.00	138.1%*
10144 66200 Empl-Per D	500	0	500	.00	.00	500.00	.0%
10144 66400 Empl-Trans	0	0	0	158.00	.00	-158.00	100.0%*
10144 66500 Empl-Perso	900	0	900	399.39	.00	500.61	44.4%
10144 67000 Util-Airfi	14,000	0	14,000	.00	.00	14,000.00	.0%
10144 67100 Util-Elect	10,000	0	10,000	22,587.19	9,412.81	-22,000.00	320.0%*
10144 67200 Util-Gas	2,000	0	2,000	2,694.99	2,305.01	-3,000.00	250.0%*
10144 67400 Util-Telep	1,700	0	1,700	1,210.13	689.87	-200.00	111.8%*
10144 67500 Util-water	8,000	0	8,000	4,786.04	2,713.96	500.00	93.8%
10144 80300 Cap-Improv	15,000	-3,000	12,000	1,867.20	9,848.93	283.87	97.6%
10144 80400 Cap-Infras	50,000	0	50,000	.00	.00	50,000.00	.0%
10144 80500 Cap-Equipm	340,950	-5,000	335,950	5,770.26	206,521.51	123,658.23	63.2%
TOTAL Airport	897,194	3,115	900,309	356,448.19	247,658.08	296,202.56	67.1%

YEAR-TO-DATE BUDGET REPORT

FOR 2023 09

ACCOUNTS FOR:	ORIGINAL	TRANFRS/	REVISED			AVAILABLE	PCT
101 General Fund	APPROP	ADJSTMNTS	BUDGET	YTD ACTUAL	ENCUMBRANCES	BUDGET	USE/COL

10145 Riverwalk Recreation

10145 50500 Labor-Regu	465,539	0	465,539	278,566.42	.00	186,972.58	59.8%
10145 51000 Labor-OT	0	0	0	1,332.20	.00	-1,332.20	100.0%*
10145 52000 Labor-Vaca	0	0	0	13,034.52	.00	-13,034.52	100.0%*
10145 52100 Labor-Holi	0	0	0	9,932.40	.00	-9,932.40	100.0%*
10145 53000 Labor-Sick	0	0	0	6,118.83	.00	-6,118.83	100.0%*
10145 54000 Labor-Othe	1,500	0	1,500	750.00	.00	750.00	50.0%
10145 55000 Labor-Allo	750	0	750	562.50	.00	187.50	75.0%
10145 56000 Labor-Heal	0	4,700	4,700	4,699.77	.00	.00	100.0%
10145 58000 Associated	22,076	0	22,076	13,651.24	.00	8,424.76	61.8%
10145 58100 Associated	35,078	205	35,283	23,491.66	.00	11,791.79	66.6%
10145 58200 Associated	30,410	0	30,410	21,832.19	.00	8,577.81	71.8%
10145 58300 Associated	5,905	0	5,905	4,259.86	.00	1,645.14	72.1%
10145 58900 Associated	180	0	180	96.60	.00	83.40	53.7%
10145 61200 ConProf-Ge	11,850	0	11,850	2,061.36	2,756.59	7,032.05	40.7%
10145 61900 ConProf-Mi	0	0	0	851.99	1,048.01	-1,900.00	100.0%*
10145 64475 Ops-Materi	50,000	0	50,000	33,278.87	4,955.47	11,765.66	76.5%
10145 64800 Ops-Unifor	1,000	0	1,000	.00	.00	1,000.00	.0%
10145 64825 Ops-Vehicl	500	0	500	.00	.00	500.00	.0%
10145 65000 Maint-Buil	25,000	0	25,000	12,461.72	4,002.65	8,535.63	65.9%
10145 65050 Maint-Equi	10,000	0	10,000	831.35	7,788.75	1,379.90	86.2%
10145 65550 Maint-Vehi	500	0	500	.00	.00	500.00	.0%
10145 66000 Empl-Dues	300	0	300	.00	.00	300.00	.0%
10145 66100 Empl-Train	1,000	0	1,000	.00	.00	1,000.00	.0%
10145 66300 Empl-Milea	500	0	500	.00	.00	500.00	.0%
10145 66500 Empl-Perso	500	0	500	109.97	.00	390.03	22.0%
10145 67100 Util-Elect	26,000	0	26,000	19,628.97	17,595.45	-11,224.42	143.2%*
10145 67200 Util-Gas	10,000	0	10,000	14,859.88	1,556.73	-6,416.61	164.2%*
10145 67400 Util-Telep	3,800	0	3,800	1,784.41	607.24	1,408.35	62.9%
10145 67500 Util-Water	18,000	0	18,000	13,546.33	12,453.67	-8,000.00	144.4%*
10145 80200 Cap-Buildi	331,207	0	331,207	44,677.83	68,689.81	217,839.02	34.2%
10145 80300 Cap-Improv	433,363	0	433,363	.00	81,788.00	351,575.00	18.9%
TOTAL Riverwalk Recreation	1,484,958	4,905	1,489,863	522,420.87	203,242.37	764,199.64	48.7%

YEAR-TO-DATE BUDGET REPORT

FOR 2023 09

ACCOUNTS FOR:	ORIGINAL APPROP	TRANFRS/ADJSTMTS	REVISED BUDGET	YTD ACTUAL	ENCUMBRANCES	AVAILABLE BUDGET	PCT USE/COL
101 General Fund							
10146 Golf							
10146 50500 Labor-Regu	790,052	40,464	830,516	456,208.45	.00	374,307.35	54.9%
10146 51000 Labor-OT	9,378	0	9,378	18,632.92	.00	-9,254.92	198.7%*
10146 51100 Labor-DT	0	0	0	1,084.84	.00	-1,084.84	100.0%*
10146 52000 Labor-Vaca	0	0	0	11,649.18	.00	-11,649.18	100.0%*
10146 52100 Labor-Holi	0	0	0	22,143.86	.00	-22,143.86	100.0%*
10146 53000 Labor-Sick	0	0	0	11,706.26	.00	-11,706.26	100.0%*
10146 54000 Labor-Othe	2,750	0	2,750	2,079.60	.00	670.40	75.6%
10146 55000 Labor-Allo	9,768	0	9,768	5,932.10	.00	3,835.90	60.7%
10146 56000 Labor-Heal	0	8,849	8,849	8,848.91	.00	.00	100.0%
10146 58000 Associated	88,352	0	88,352	59,237.44	.00	29,114.56	67.0%
10146 58100 Associated	61,392	3,654	65,046	39,760.53	.00	25,285.73	61.1%
10146 58200 Associated	72,487	0	72,487	48,083.65	.00	24,403.35	66.3%
10146 58300 Associated	14,080	0	14,080	9,378.64	.00	4,701.36	66.6%
10146 58900 Associated	170	0	170	83.38	.00	86.62	49.0%
10146 61200 ConProf-Ge	238,000	0	238,000	122,826.76	79,610.02	35,563.22	85.1%
10146 61900 ConProf-Mi	0	0	0	9,777.82	43,082.20	-52,860.02	100.0%*
10146 63250 Fees-Penal	100	0	100	.00	.00	100.00	.0%
10146 64475 Ops-Materi	65,000	0	65,000	73,952.22	15,463.67	-24,415.89	137.6%*
10146 64575 Ops-PPE	2,000	0	2,000	339.94	413.15	1,246.91	37.7%
10146 64775 Ops-Tools	2,000	0	2,000	.00	.00	2,000.00	.0%
10146 64800 Ops-Unifor	700	0	700	2,717.11	.00	-2,017.11	388.2%*
10146 64825 Ops-Vehicl	15,000	0	15,000	13,102.90	1,897.10	.00	100.0%
10146 65000 Maint-Buil	6,700	0	6,700	1,693.70	2,947.16	2,059.14	69.3%
10146 65050 Maint-Equi	15,000	0	15,000	30,913.08	7,733.22	-23,646.30	257.6%*
10146 65250 Maint-Peco	1,000	0	1,000	.00	.00	1,000.00	.0%
10146 65500 Maint-Turf	95,000	0	95,000	31,420.20	1,213.00	62,366.80	34.4%
10146 65550 Maint-Vehi	2,200	0	2,200	2,820.60	415.02	-1,035.62	147.1%*
10146 66000 Empl-Dues	700	0	700	.00	.00	700.00	.0%
10146 66100 Empl-Train	1,000	0	1,000	.00	.00	1,000.00	.0%
10146 66200 Empl-Per D	300	0	300	.00	.00	300.00	.0%
10146 66500 Empl-Perso	1,000	0	1,000	912.79	221.50	-134.29	113.4%*
10146 67100 Util-Elect	35,000	20,000	55,000	35,543.51	17,610.11	1,846.38	96.6%
10146 67200 Util-Gas	3,000	0	3,000	3,329.84	1,370.16	-1,700.00	156.7%*
10146 67400 Util-Telep	5,500	0	5,500	.00	.00	5,500.00	.0%
10146 67500 Util-Water	6,000	0	6,000	4,042.43	2,457.57	-500.00	108.3%*
10146 80300 Cap-Improv	625,000	325,000	950,000	63,932.87	1,540.20	884,526.93	6.9%
10146 80500 Cap-Equipm	111,178	0	111,178	69,531.40	41,305.00	341.60	99.7%
TOTAL Golf	2,279,807	397,967	2,677,774	1,161,686.93	217,279.08	1,298,807.96	51.5%

YEAR-TO-DATE BUDGET REPORT

FOR 2023 09

ACCOUNTS FOR:	ORIGINAL APPROP	TRANFRS/ADJSTMTS	REVISED BUDGET	YTD ACTUAL	ENCUMBRANCES	AVAILABLE BUDGET	PCT USE/COL
101 General Fund							
10147 Water Park							
10147 50500 Labor-Regu	288,790	0	288,790	192,004.58	.00	96,785.42	66.5%
10147 51000 Labor-OT	44,732	0	44,732	9,738.00	.00	34,994.00	21.8%
10147 52000 Labor-Vaca	0	0	0	107.22	.00	-107.22	100.0%*
10147 52100 Labor-Holi	0	0	0	2,859.20	.00	-2,859.20	100.0%*
10147 53000 Labor-Sick	0	0	0	142.96	.00	-142.96	100.0%*
10147 54000 Labor-Othe	250	0	250	125.00	.00	125.00	50.0%
10147 56000 Labor-Heal	0	2,014	2,014	2,014.19	.00	.00	100.0%
10147 58000 Associated	10,497	0	10,497	7,688.64	.00	2,808.36	73.2%
10147 58100 Associated	35,820	0	35,820	15,507.04	.00	20,312.96	43.3%
10147 58200 Associated	7,952	0	7,952	5,832.62	.00	2,119.38	73.3%
10147 58300 Associated	1,544	0	1,544	1,137.93	.00	406.07	73.7%
10147 58900 Associated	300	0	300	57.50	.00	242.50	19.2%
10147 61200 ConProf-Ge	33,000	0	33,000	2,744.98	2,624.30	27,630.72	16.3%
10147 61900 ConProf-Mi	0	0	0	512.40	193.88	-706.28	100.0%*
10147 64125 Ops-Conces	5,000	0	5,000	5,752.93	.00	-752.93	115.1%*
10147 64475 Ops-Materi	41,500	0	41,500	6,735.10	.00	34,764.90	16.2%
10147 64600 Ops-Postag	0	0	0	73.58	.00	-73.58	100.0%*
10147 64800 Ops-Unifor	3,400	0	3,400	.00	1,104.00	2,296.00	32.5%
10147 65000 Maint-Buil	15,000	0	15,000	11,501.22	6,674.86	-3,176.08	121.2%*
10147 65050 Maint-Equi	15,000	0	15,000	2,673.60	80.00	12,246.40	18.4%
10147 65300 Maint-Pool	25,000	0	25,000	14,806.86	5,567.38	4,625.76	81.5%
10147 66100 Empl-Train	1,200	0	1,200	600.00	.00	600.00	50.0%
10147 66500 Empl-Perso	500	0	500	110.00	.00	390.00	22.0%
10147 67100 Util-Elect	20,700	0	20,700	19,714.21	7,326.52	-6,340.73	130.6%*
10147 67200 Util-Gas	2,000	0	2,000	714.76	4,285.24	-3,000.00	250.0%*
10147 67400 Util-Telep	4,100	0	4,100	3,843.90	1,362.10	-1,106.00	127.0%*
10147 67500 Util-Water	13,000	0	13,000	10,929.36	9,070.64	-7,000.00	153.8%*
TOTAL Water Park	569,285	2,014	571,299	317,927.78	38,288.92	215,082.49	62.4%

YEAR-TO-DATE BUDGET REPORT

FOR 2023 09

ACCOUNTS FOR:	ORIGINAL	TRANFRS/	REVISED	YTD	ENCUMBRANCES	AVAILABLE	PCT
101 General Fund	APPROP	ADJSTMNTS	BUDGET	ACTUAL		BUDGET	USE/COL

10148 Sr. Rec - San Jose

10148 50500 Labor-Regu	184,312	0	184,312	108,338.03	.00	75,973.97	58.8%
10148 52000 Labor-Vaca	0	0	0	4,810.48	.00	-4,810.48	100.0%*
10148 52100 Labor-Holi	0	0	0	4,777.44	.00	-4,777.44	100.0%*
10148 53000 Labor-Sick	0	0	0	2,785.36	.00	-2,785.36	100.0%*
10148 54000 Labor-Othe	750	0	750	250.00	.00	500.00	33.3%
10148 55000 Labor-Allo	750	0	750	562.50	.00	187.50	75.0%
10148 56000 Labor-Heal	0	5,371	5,371	5,371.16	.00	.00	100.0%
10148 58000 Associated	20,994	0	20,994	15,377.28	.00	5,616.72	73.2%
10148 58100 Associated	13,618	411	14,029	9,269.06	.00	4,759.83	66.1%
10148 58200 Associated	14,656	0	14,656	9,170.82	.00	5,485.18	62.6%
10148 58300 Associated	2,846	0	2,846	1,788.79	.00	1,057.21	62.9%
10148 58900 Associated	50	0	50	27.60	.00	22.40	55.2%
10148 60260 Insur-Prem	0	0	0	1,409.53	.00	-1,409.53	100.0%*
10148 61200 ConProf-Ge	1,270	0	1,270	.00	319.27	950.73	25.1%
10148 64475 Ops-Materi	10,000	0	10,000	209.47	.00	9,790.53	2.1%
10148 64600 Ops-Postag	0	0	0	1.06	.00	-1.06	100.0%*
10148 64775 Ops-Tools	0	-9,309	-9,309	.00	.00	-9,309.46	.0%*
10148 64825 Ops-Vehicl	300	0	300	.00	.00	300.00	.0%
10148 64875 Ops-Volunt	6,250	-6,250	0	.00	.00	.00	.0%
10148 65000 Maint-Buil	10,000	-8,573	1,427	1,300.28	.00	126.38	91.1%
10148 65050 Maint-Equi	600	-600	0	.00	.00	.00	.0%
10148 65550 Maint-Vehi	3,900	-267	3,633	.00	.00	3,632.80	.0%
10148 66000 Empl-Dues	200	0	200	.00	.00	200.00	.0%
10148 66100 Empl-Train	1,200	0	1,200	.00	.00	1,200.00	.0%
10148 66200 Empl-Per D	200	0	200	.00	.00	200.00	.0%
10148 66500 Empl-Perso	200	0	200	.00	.00	200.00	.0%
10148 67100 Util-Elect	9,400	0	9,400	8,783.61	2,185.39	-1,569.00	116.7%*
10148 67200 Util-Gas	3,500	0	3,500	1,868.96	2,131.04	-500.00	114.3%*
10148 67400 Util-Telep	3,900	0	3,900	.00	.00	3,900.00	.0%
10148 67500 Util-Water	4,000	0	4,000	.00	.00	4,000.00	.0%
TOTAL Sr. Rec - San Jose	292,896	-19,218	273,678	176,101.43	4,635.70	92,940.92	66.0%

YEAR-TO-DATE BUDGET REPORT

FOR 2023 09

ACCOUNTS FOR:	ORIGINAL APPROP	TRANFRS/ADJSTMTS	REVISED BUDGET	YTD ACTUAL	ENCUMBRANCES	AVAILABLE BUDGET	PCT USE/COL
---------------	-----------------	------------------	----------------	------------	--------------	------------------	-------------

10149 Sr. Rec - N. Mesa

10149 50500 Labor-Regu	177,776	0	177,776	118,193.68	.00	59,582.32	66.5%
10149 51000 Labor-OT	0	0	0	1,588.05	.00	-1,588.05	100.0%*
10149 52000 Labor-Vaca	0	0	0	3,366.47	.00	-3,366.47	100.0%*
10149 52100 Labor-Holi	0	0	0	4,469.04	.00	-4,469.04	100.0%*
10149 53000 Labor-Sick	0	0	0	2,324.21	.00	-2,324.21	100.0%*
10149 54000 Labor-Othe	500	0	500	250.00	.00	250.00	50.0%
10149 55000 Labor-Allo	750	0	750	562.50	.00	187.50	75.0%
10149 56000 Labor-Heal	0	5,371	5,371	2,685.58	.00	2,685.58	50.0%
10149 58000 Associated	10,762	0	10,762	10,817.67	.00	-55.67	100.5%*
10149 58100 Associated	13,344	411	13,755	9,857.23	.00	3,897.66	71.7%
10149 58200 Associated	12,813	0	12,813	9,528.82	.00	3,284.18	74.4%
10149 58300 Associated	2,489	0	2,489	1,859.38	.00	629.62	74.7%
10149 58900 Associated	40	0	40	27.21	.00	12.79	68.0%
10149 61200 ConProf-Ge	8,500	0	8,500	6,198.66	2,752.09	-450.75	105.3%*
10149 64475 Ops-Materi	25,000	1,500	26,500	21,218.89	4,788.80	492.31	98.1%
10149 64800 Ops-Unifor	300	0	300	.00	.00	300.00	.0%
10149 64825 Ops-Vehicl	100	0	100	18.00	82.00	.00	100.0%
10149 65000 Maint-Buil	10,000	6,367	16,367	14,605.03	4,357.59	-2,595.62	115.9%*
10149 65050 Maint-Equi	3,500	0	3,500	61.71	424.93	3,013.36	13.9%
10149 65550 Maint-Vehi	100	0	100	.00	194.99	-94.99	195.0%*
10149 66100 Empl-Train	1,600	0	1,600	180.00	.00	1,420.00	11.3%
10149 66200 Empl-Per D	100	0	100	.00	.00	100.00	.0%
10149 66500 Empl-Perso	600	0	600	35.75	.00	564.25	6.0%
10149 67100 Util-Elect	10,000	7,000	17,000	11,321.42	4,942.77	735.81	95.7%
10149 67200 Util-Gas	3,000	0	3,000	3,964.10	735.90	-1,700.00	156.7%*
10149 67400 Util-Telep	4,500	0	4,500	3,373.58	1,132.42	-6.00	100.1%*
10149 67500 Util-Water	2,000	0	2,000	1,690.97	609.03	-300.00	115.0%*
TOTAL Sr. Rec - N. Mesa	287,774	20,649	308,423	228,197.95	20,020.52	60,204.58	80.5%

YEAR-TO-DATE BUDGET REPORT

FOR 2023 09

ACCOUNTS FOR:	ORIGINAL APPROP	TRANFRS/ADJSTMTS	REVISED BUDGET	YTD ACTUAL	ENCUMBRANCES	AVAILABLE BUDGET	PCT USE/COL
---------------	-----------------	------------------	----------------	------------	--------------	------------------	-------------

10150 Sr. Rec-Alejandro Ruiz

10150 60290 Insur-Misc	1,500	0	1,500	.00	.00	1,500.00	.0%
10150 61200 ConProf-Ge	6,400	5,000	11,400	5,432.24	1,301.60	4,666.16	59.1%
10150 61900 ConProf-Mi	0	0	0	4,650.06	263.72	-4,913.78	100.0%*
10150 64475 Ops-Materi	10,000	21,561	31,561	11,325.39	1,920.70	18,314.91	42.0%
10150 64775 Ops-Tools	0	0	0	85.00	.00	-85.00	100.0%*
10150 64825 Ops-Vehicl	300	0	300	135.36	164.64	.00	100.0%
10150 64875 Ops-Volunt	6,250	6,250	12,500	3,375.00	.00	9,125.00	27.0%
10150 65000 Maint-Buil	10,000	0	10,000	9,821.68	1,884.17	-1,705.85	117.1%*
10150 65050 Maint-Equi	600	0	600	1,027.68	.00	-427.68	171.3%*
10150 65550 Maint-Vehi	3,900	0	3,900	.00	.00	3,900.00	.0%
10150 66000 Empl-Dues	200	0	200	.00	.00	200.00	.0%
10150 66100 Empl-Train	1,200	0	1,200	.00	.00	1,200.00	.0%
10150 66200 Empl-Per D	200	0	200	38.00	.00	162.00	19.0%
10150 66500 Empl-Perso	200	0	200	.00	.00	200.00	.0%
10150 67100 Util-Elect	9,400	10,000	19,400	11,259.12	4,354.79	3,786.09	80.5%
10150 67200 Util-Gas	3,500	0	3,500	5,122.40	1,377.60	-3,000.00	185.7%*
10150 67400 Util-Telep	4,500	6,000	10,500	8,788.36	1,634.64	77.00	99.3%
10150 67500 Util-Water	400	14,000	14,400	9,862.16	3,537.84	1,000.00	93.1%
10150 80300 Cap-Improv	597,676	0	597,676	.00	56,225.98	541,450.01	9.4%
10150 80500 Cap-Equipm	40,391	0	40,391	37,457.95	.00	2,933.08	92.7%
TOTAL Sr. Rec-Alejandro Ruiz	696,617	62,811	759,428	108,380.40	72,665.68	578,381.94	23.8%

YEAR-TO-DATE BUDGET REPORT

FOR 2023 09

ACCOUNTS FOR:	ORIGINAL APPROP	TRANFRS/ADJSTMTS	REVISED BUDGET	YTD ACTUAL	ENCUMBRANCES	AVAILABLE BUDGET	PCT USE/COL
---------------	-----------------	------------------	----------------	------------	--------------	------------------	-------------

10151 Facility Maintenance

10151 50500 Labor-Regu	821,883	0	821,883	538,947.10	.00	282,935.90	65.6%
10151 51000 Labor-OT	41,688	0	41,688	23,233.40	.00	18,454.60	55.7%
10151 51100 Labor-DT	0	0	0	16,959.78	.00	-16,959.78	100.0%*
10151 52000 Labor-Vaca	0	0	0	25,344.97	.00	-25,344.97	100.0%*
10151 52100 Labor-Holi	0	0	0	26,116.88	.00	-26,116.88	100.0%*
10151 53000 Labor-Sick	0	0	0	18,696.02	.00	-18,696.02	100.0%*
10151 54000 Labor-Othe	3,750	0	3,750	3,306.39	.00	443.61	88.2%
10151 55000 Labor-Allo	26,802	0	26,802	19,758.50	.00	7,043.50	73.7%
10151 56000 Labor-Heal	0	36,677	36,677	36,676.57	.00	.00	100.0%
10151 58000 Associated	158,005	0	158,005	121,271.92	.00	36,733.08	76.8%
10151 58100 Associated	63,740	2,617	66,357	50,814.44	.00	15,542.99	76.6%
10151 58200 Associated	83,531	0	83,531	61,627.93	.00	21,903.07	73.8%
10151 58300 Associated	16,228	0	16,228	12,021.43	.00	4,206.57	74.1%
10151 58900 Associated	150	0	150	101.20	.00	48.80	67.5%
10151 61200 ConProf-Ge	58,700	0	58,700	13,491.03	3,972.44	41,236.53	29.8%
10151 61900 ConProf-Mi	0	0	0	500.41	145.49	-645.90	100.0%*
10151 64475 Ops-Materi	28,000	0	28,000	15,440.85	7,165.01	5,394.14	80.7%
10151 64575 Ops-PPE	0	0	0	319.99	.00	-319.99	100.0%*
10151 64600 Ops-Postag	100	0	100	.00	.00	100.00	.0%
10151 64775 Ops-Tools	13,000	0	13,000	6,596.51	1,016.32	5,387.17	58.6%
10151 64800 Ops-Unifor	9,000	0	9,000	6,843.19	2,596.31	-439.50	104.9%*
10151 64825 Ops-Vehicl	15,000	0	15,000	10,995.54	2,004.46	2,000.00	86.7%
10151 65000 Maint-Buil	55,000	0	55,000	12,128.46	32,563.43	10,308.11	81.3%
10151 65050 Maint-Equi	10,000	0	10,000	101.29	5,631.58	4,267.13	57.3%
10151 65200 Maint-Leas	0	0	0	8,767.72	3,290.58	-12,058.30	100.0%*
10151 65550 Maint-Vehi	6,000	0	6,000	1,326.47	2,926.82	1,746.71	70.9%
10151 66000 Empl-Dues	500	0	500	.00	.00	500.00	.0%
10151 66100 Empl-Train	1,000	0	1,000	990.00	.00	10.00	99.0%
10151 66200 Empl-Per D	1,600	0	1,600	16.95	.00	1,583.05	1.1%
10151 66500 Empl-Perso	2,000	0	2,000	325.14	143.00	1,531.86	23.4%
10151 67400 Util-Telep	700	0	700	.00	.00	700.00	.0%
10151 80300 Cap-Improv	85,000	0	85,000	.00	81,788.00	3,212.00	96.2%
10151 80500 Cap-Equipm	190,000	0	190,000	2,648.28	40,790.06	146,561.66	22.9%
TOTAL Facility Maintenance	1,691,377	39,294	1,730,671	1,035,368.36	184,033.50	511,269.14	70.5%

YEAR-TO-DATE BUDGET REPORT

FOR 2023 09

ACCOUNTS FOR:	ORIGINAL APPROP	TRANFRS/ADJSTMTS	REVISED BUDGET	YTD ACTUAL	ENCUMBRANCES	AVAILABLE BUDGET	PCT USE/COL
---------------	-----------------	------------------	----------------	------------	--------------	------------------	-------------

10152 Streets

10152 50500 Labor-Regu	1,214,382	0	1,214,382	591,960.74	.00	622,421.26	48.7%
10152 51000 Labor-OT	24,478	0	24,478	11,556.25	.00	12,921.75	47.2%
10152 51100 Labor-DT	0	0	0	2,366.72	.00	-2,366.72	100.0%*
10152 52000 Labor-Vaca	84,000	0	84,000	119,218.07	.00	-35,218.07	141.9%*
10152 52100 Labor-Holi	0	0	0	30,950.38	.00	-30,950.38	100.0%*
10152 53000 Labor-Sick	0	0	0	23,189.01	.00	-23,189.01	100.0%*
10152 54000 Labor-Othe	4,500	0	4,500	3,023.90	.00	1,476.10	67.2%
10152 55000 Labor-Allo	22,142	0	22,142	20,835.00	.00	1,307.00	94.1%
10152 56000 Labor-Heal	0	45,012	45,012	45,011.73	.00	.00	100.0%
10152 58000 Associated	263,304	0	263,304	122,936.89	.00	140,367.11	46.7%
10152 58100 Associated	95,220	3,443	98,663	59,694.41	.00	38,968.99	60.5%
10152 58200 Associated	124,182	0	124,182	70,440.84	.00	53,741.16	56.7%
10152 58300 Associated	24,119	0	24,119	13,748.03	.00	10,370.97	57.0%
10152 58900 Associated	180	0	180	93.72	.00	86.28	52.1%
10152 61200 ConProf-Ge	163,000	0	163,000	127,146.32	54,249.15	-18,395.47	111.3%*
10152 64425 Ops-Landsc	0	0	0	1,900.33	2,322.22	-4,222.55	100.0%*
10152 64475 Ops-Materi	75,000	0	75,000	61,806.75	6,762.18	6,431.07	91.4%
10152 64575 Ops-PPE	0	0	0	752.71	.00	-752.71	100.0%*
10152 64600 Ops-Postag	100	0	100	17.65	.00	82.35	17.7%
10152 64725 Ops-Street	52,000	0	52,000	19,597.61	13,081.73	19,320.66	62.8%
10152 64775 Ops-Tools	5,000	0	5,000	1,147.56	27.35	3,825.09	23.5%
10152 64800 Ops-Unifor	8,000	0	8,000	1,438.32	9,125.13	-2,563.45	132.0%*
10152 64825 Ops-Vehicl	65,000	0	65,000	55,073.08	6,146.92	3,780.00	94.2%
10152 65000 Maint-Buil	2,000	0	2,000	6,241.95	693.84	-4,935.79	346.8%*
10152 65050 Maint-Equi	107,000	0	107,000	15,756.70	7,535.83	83,707.47	21.8%
10152 65550 Maint-Vehi	80,000	0	80,000	22,751.52	6,003.40	51,245.08	35.9%
10152 66000 Empl-Dues	500	0	500	85.00	.00	415.00	17.0%
10152 66100 Empl-Train	1,200	0	1,200	.00	7,400.00	-6,200.00	616.7%*
10152 66200 Empl-Per D	200	0	200	.00	.00	200.00	.0%
10152 66300 Empl-Milea	500	0	500	.00	.00	500.00	.0%
10152 66500 Empl-Perso	300	0	300	247.23	110.00	-57.23	119.1%*
10152 67100 Util-Elect	0	0	0	4,347.96	.00	-4,347.96	100.0%*
10152 67200 Util-Gas	10,000	0	10,000	14,456.68	543.32	-5,000.00	150.0%*
10152 67300 Util-Stree	450,000	0	450,000	409,574.56	135,608.43	-95,182.99	121.2%*
10152 67400 Util-Telep	5,000	0	5,000	1,327.39	741.92	2,930.69	41.4%
10152 67500 Util-Water	1,000	0	1,000	1,103.25	896.75	-1,000.00	200.0%*
10152 80500 Cap-Equipm	374,000	6,033	380,033	144,020.65	231,008.00	5,004.49	98.7%
TOTAL Streets	3,256,307	54,488	3,310,795	2,003,818.91	482,256.17	824,720.19	75.1%

YEAR-TO-DATE BUDGET REPORT

FOR 2023 09

ACCOUNTS FOR:	ORIGINAL	TRANFRS/	REVISED			AVAILABLE	PCT
101 General Fund	APPROX	ADJSTMNTS	BUDGET	YTD ACTUAL	ENCUMBRANCES	BUDGET	USE/COL

10153 Parks

10153 50500 Labor-Regu	801,735	0	801,735	494,748.87	.00	306,986.13	61.7%
10153 51000 Labor-OT	18,722	0	18,722	7,565.67	.00	11,156.33	40.4%
10153 51100 Labor-DT	0	0	0	2,602.44	.00	-2,602.44	100.0%*
10153 52000 Labor-Vaca	0	0	0	33,648.08	.00	-33,648.08	100.0%*
10153 52100 Labor-Holi	0	0	0	25,948.56	.00	-25,948.56	100.0%*
10153 53000 Labor-Sick	0	0	0	18,280.29	.00	-18,280.29	100.0%*
10153 54000 Labor-Othe	3,250	0	3,250	2,340.48	.00	909.52	72.0%
10153 55000 Labor-Allo	15,908	0	15,908	12,222.50	.00	3,685.50	76.8%
10153 56000 Labor-Heal	0	33,780	33,780	38,399.18	.00	-4,618.79	113.7%*
10153 58000 Associated	198,798	0	198,798	116,439.34	.00	82,358.66	58.6%
10153 58100 Associated	60,022	2,260	62,282	45,219.27	.00	17,063.04	72.6%
10153 58200 Associated	79,164	0	79,164	57,345.57	.00	21,818.43	72.4%
10153 58300 Associated	15,377	0	15,377	11,188.07	.00	4,188.93	72.8%
10153 58900 Associated	150	0	150	92.00	.00	58.00	61.3%
10153 61200 ConProf-Ge	243,000	5,918	248,918	211,761.04	56,837.17	-19,679.95	107.9%*
10153 61900 ConProf-Mi	0	0	0	600.00	.00	-600.00	100.0%*
10153 64425 Ops-Landsc	120,000	0	120,000	28,689.21	5,593.59	85,717.20	28.6%
10153 64475 Ops-Materi	117,000	0	117,000	70,638.86	9,191.67	37,169.47	68.2%
10153 64480 Ops-Park&R	8,000	0	8,000	.00	.00	8,000.00	.0%
10153 64510 Ops-PecosR	24,000	0	24,000	.00	.00	24,000.00	.0%
10153 64575 Ops-PPE	0	0	0	570.73	.00	-570.73	100.0%*
10153 64600 Ops-Postag	100	0	100	7.44	.00	92.56	7.4%
10153 64775 Ops-Tools	0	0	0	132.50	.00	-132.50	100.0%*
10153 64800 Ops-Unifor	4,000	0	4,000	4,288.94	.00	-288.94	107.2%*
10153 64825 Ops-Vehicl	28,000	0	28,000	30,642.49	19,357.51	-22,000.00	178.6%*
10153 65000 Maint-Buil	10,000	0	10,000	3,350.61	119.45	6,529.94	34.7%
10153 65050 Maint-Equi	16,300	0	16,300	7,296.81	5,849.05	3,154.14	80.6%
10153 65200 Maint-Leas	0	0	0	204.33	.00	-204.33	100.0%*
10153 65250 Maint-Peco	0	0	0	302.84	.00	-302.84	100.0%*
10153 65450 Maint-Tenn	1,000	0	1,000	1,503.76	196.50	-700.26	170.0%*
10153 65500 Maint-Turf	20,000	0	20,000	3,208.00	.00	16,792.00	16.0%
10153 65550 Maint-Vehi	6,000	0	6,000	5,347.83	3,440.94	-2,788.77	146.5%*
10153 66100 Empl-Train	3,000	0	3,000	1,585.00	.00	1,415.00	52.8%
10153 66200 Empl-Per D	2,300	0	2,300	.00	.00	2,300.00	.0%
10153 66500 Empl-Perso	200	0	200	35.75	.00	164.25	17.9%
10153 67100 Util-Elect	56,000	30,000	86,000	67,308.38	34,629.03	-15,937.41	118.5%*
10153 67400 Util-Telep	2,700	0	2,700	922.77	547.23	1,230.00	54.4%
10153 67500 Util-water	400,000	40,000	440,000	283,965.84	116,034.16	40,000.00	90.9%
10153 80100 Cap-Land	595,000	-589,277	5,723	5,722.60	.00	.00	100.0%
10153 80500 Cap-Equipm	184,406	759,277	943,684	554,667.13	309,670.77	79,345.99	91.6%

YEAR-TO-DATE BUDGET REPORT

FOR 2023 09								
ACCOUNTS FOR:	ORIGINAL	TRANFRS/	REVISED				AVAILABLE	PCT
101 General Fund	APPROP	ADJSTMTS	BUDGET	YTD ACTUAL	ENCUMBRANCES	BUDGET	USE/COL	
TOTAL Parks	3,034,132	281,959	3,316,091	2,148,793.18	561,467.07	605,831.20	81.7%	

YEAR-TO-DATE BUDGET REPORT

FOR 2023 09

ACCOUNTS FOR:	ORIGINAL APPROP	TRANFRS/ADJSTMTS	REVISED BUDGET	YTD ACTUAL	ENCUMBRANCES	AVAILABLE BUDGET	PCT USE/COL
101 General Fund							
10154 Community Service							
10154 50500 Labor-Regu	313,720	0	313,720	172,268.44	.00	141,451.56	54.9%
10154 51000 Labor-OT	6,525	0	6,525	958.19	.00	5,566.81	14.7%
10154 51100 Labor-DT	0	0	0	216.56	.00	-216.56	100.0%*
10154 52000 Labor-Vaca	0	0	0	11,581.29	.00	-11,581.29	100.0%*
10154 52100 Labor-Holi	0	0	0	10,295.13	.00	-10,295.13	100.0%*
10154 53000 Labor-Sick	0	0	0	13,692.87	.00	-13,692.87	100.0%*
10154 54000 Labor-Othe	1,500	0	1,500	500.00	.00	1,000.00	33.3%
10154 55000 Labor-Allo	8,268	0	8,268	6,042.00	.00	2,226.00	73.1%
10154 56000 Labor-Heal	0	20,413	20,413	20,413.04	.00	.00	100.0%
10154 58000 Associated	79,397	0	79,397	64,703.38	.00	14,693.62	81.5%
10154 58100 Associated	22,928	1,562	24,490	16,231.17	.00	8,258.43	66.3%
10154 58200 Associated	32,317	0	32,317	21,292.69	.00	11,024.31	65.9%
10154 58300 Associated	6,278	0	6,278	4,156.83	.00	2,121.17	66.2%
10154 58900 Associated	60	0	60	43.40	.00	16.60	72.3%
10154 61200 ConProf-Ge	700	0	700	213.67	502.59	-16.26	102.3%*
10154 64325 Ops-Graffi	4,000	0	4,000	2,453.78	.00	1,546.22	61.3%
10154 64475 Ops-Materi	22,400	0	22,400	11,694.61	3,730.13	6,975.26	68.9%
10154 64575 Ops-PPE	0	0	0	885.95	.00	-885.95	100.0%*
10154 64775 Ops-Tools	2,800	0	2,800	6,962.74	.00	-4,162.74	248.7%*
10154 64800 Ops-Unifor	3,200	0	3,200	.00	3,738.01	-538.01	116.8%*
10154 64825 Ops-Vehicl	12,000	0	12,000	7,078.57	2,621.43	2,300.00	80.8%
10154 65000 Maint-Buil	1,000	0	1,000	793.75	.00	206.25	79.4%
10154 65050 Maint-Equi	5,000	0	5,000	537.66	.00	4,462.34	10.8%
10154 65550 Maint-Vehi	3,500	0	3,500	3,132.62	2,181.59	-1,814.21	151.8%*
10154 66100 Empl-Train	500	0	500	60.00	.00	440.00	12.0%
10154 66200 Empl-Per D	100	0	100	.00	.00	100.00	.0%
10154 66500 Empl-Perso	200	0	200	.00	185.75	14.25	92.9%
TOTAL Community Service	526,393	21,975	548,368	376,208.34	12,959.50	159,199.80	71.0%

YEAR-TO-DATE BUDGET REPORT

FOR 2023 09									
ACCOUNTS FOR:	ORIGINAL	TRANFRS/	REVISED	YTD	ENCUMBRANCES	AVAILABLE	PCT		
101 General Fund	APPROP	ADJSTMNTS	BUDGET	ACTUAL		BUDGET	USE/COL		
10155 Garage									
10155 50500 Labor-Regu	1,002,137	0	1,002,137	608,577.45	.00	393,559.55	60.7%		
10155 51000 Labor-OT	5,072	0	5,072	4,030.19	.00	1,041.81	79.5%		
10155 51100 Labor-DT	0	0	0	3,531.40	.00	-3,531.40	100.0%*		
10155 52000 Labor-Vaca	0	0	0	38,827.01	.00	-38,827.01	100.0%*		
10155 52100 Labor-Holi	0	0	0	32,598.40	.00	-32,598.40	100.0%*		
10155 53000 Labor-Sick	0	0	0	33,718.39	.00	-33,718.39	100.0%*		
10155 54000 Labor-Othe	4,000	0	4,000	3,154.90	.00	845.10	78.9%		
10155 55000 Labor-Allo	29,142	0	29,142	21,713.50	.00	7,428.50	74.5%		
10155 56000 Labor-Heal	0	58,908	58,908	58,907.62	.00	.00	100.0%		
10155 58000 Associated	249,502	0	249,502	177,348.16	.00	72,153.84	71.1%		
10155 58100 Associated	73,894	4,349	78,243	56,705.14	.00	21,537.75	72.5%		
10155 58200 Associated	103,018	0	103,018	73,261.93	.00	29,756.07	71.1%		
10155 58300 Associated	20,012	0	20,012	14,297.89	.00	5,714.11	71.4%		
10155 58900 Associated	160	0	160	112.10	.00	47.90	70.1%		
10155 61200 ConProf-Ge	14,000	0	14,000	10,951.63	7,536.84	-4,488.47	132.1%*		
10155 64475 Ops-Materi	37,000	0	37,000	19,702.78	5,464.72	11,832.50	68.0%		
10155 64575 Ops-PPE	0	0	0	44.50	.00	-44.50	100.0%*		
10155 64600 Ops-Postag	100	0	100	.00	.00	100.00	.0%		
10155 64775 Ops-Tools	2,800	0	2,800	.00	.00	2,800.00	.0%		
10155 64800 Ops-Unifor	6,000	0	6,000	2,328.40	59.14	3,612.46	39.8%		
10155 64825 Ops-Vehicl	8,000	0	8,000	6,018.24	1,981.76	.00	100.0%		
10155 65000 Maint-Buil	5,600	0	5,600	2,237.76	431.91	2,930.33	47.7%		
10155 65050 Maint-Equi	5,000	0	5,000	1,054.51	189.80	3,755.69	24.9%		
10155 65550 Maint-Vehi	3,000	0	3,000	3,723.47	622.80	-1,346.27	144.9%*		
10155 66100 Empl-Train	3,000	0	3,000	3,590.00	218.77	-808.77	127.0%*		
10155 66200 Empl-Per D	100	0	100	1,894.72	.00	-1,794.72	1894.7%*		
10155 66500 Empl-Perso	300	0	300	.00	.00	300.00	.0%		
10155 67100 Util-Elect	18,300	0	18,300	17,723.07	6,437.09	-5,860.16	132.0%*		
10155 67200 Util-Gas	2,000	0	2,000	2,961.75	2,038.25	-3,000.00	250.0%*		
10155 67400 Util-Telep	5,100	0	5,100	4,181.94	2,138.06	-1,220.00	123.9%*		
10155 67500 Util-water	7,000	0	7,000	4,952.04	3,047.96	-1,000.00	114.3%*		
TOTAL Garage	1,604,237	63,257	1,667,494	1,208,148.89	30,167.10	429,177.52	74.3%		

YEAR-TO-DATE BUDGET REPORT

FOR 2023 09

ACCOUNTS FOR:	ORIGINAL	TRANFRS/	REVISED			AVAILABLE	PCT
101 General Fund	APPROP	ADJSTMNTS	BUDGET	YTD ACTUAL	ENCUMBRANCES	BUDGET	USE/COL

10156 Electrical

10156 50500 Labor-Regu	682,173	0	682,173	378,619.24	.00	303,553.76	55.5%
10156 51000 Labor-OT	7,110	0	7,110	4,004.15	.00	3,105.85	56.3%
10156 51100 Labor-DT	0	0	0	1,951.68	.00	-1,951.68	100.0%*
10156 52000 Labor-Vaca	0	0	0	24,799.79	.00	-24,799.79	100.0%*
10156 52100 Labor-Holi	0	0	0	22,900.00	.00	-22,900.00	100.0%*
10156 53000 Labor-Sick	0	0	0	23,913.97	.00	-23,913.97	100.0%*
10156 54000 Labor-Othe	2,000	0	2,000	2,989.20	.00	-989.20	149.5%*
10156 56000 Labor-Heal	0	19,015	19,015	19,014.78	.00	.00	100.0%
10156 58000 Associated	84,229	0	84,229	60,607.90	.00	23,621.10	72.0%
10156 58100 Associated	50,365	1,455	51,820	34,747.67	.00	17,071.96	67.1%
10156 58200 Associated	70,266	0	70,266	46,152.90	.00	24,113.10	65.7%
10156 58300 Associated	13,649	0	13,649	9,004.68	.00	4,644.32	66.0%
10156 58900 Associated	80	0	80	48.30	.00	31.70	60.4%
10156 61200 ConProf-Ge	2,600	0	2,600	289.04	2,090.68	220.28	91.5%
10156 64475 Ops-Materi	20,000	0	20,000	6,363.80	1,401.96	12,234.24	38.8%
10156 64775 Ops-Tools	0	0	0	722.03	.00	-722.03	100.0%*
10156 64800 Ops-Unifor	2,000	0	2,000	3,653.39	.00	-1,653.39	182.7%*
10156 64825 Ops-Vehicl	15,000	0	15,000	10,824.58	175.42	4,000.00	73.3%
10156 65000 Maint-Buil	900	0	900	967.21	471.55	-538.76	159.9%*
10156 65050 Maint-Equi	200	0	200	.00	.00	200.00	.0%
10156 65200 Maint-Leas	0	0	0	34.90	.00	-34.90	100.0%*
10156 65550 Maint-Vehi	10,000	0	10,000	5,928.57	9,757.65	-5,686.22	156.9%*
10156 66000 Empl-Dues	800	0	800	515.00	.00	285.00	64.4%
10156 66100 Empl-Train	2,500	0	2,500	.00	.00	2,500.00	.0%
10156 66200 Empl-Per D	100	0	100	.00	.00	100.00	.0%
10156 66500 Empl-Perso	600	0	600	.00	110.00	490.00	18.3%
10156 67400 Util-Telep	1,500	0	1,500	1,072.85	897.15	-470.00	131.3%*
10156 80500 Cap-Equipm	110,000	0	110,000	.00	97,444.00	12,556.00	88.6%
TOTAL Electrical	1,076,072	20,469	1,096,541	659,125.63	112,348.41	325,067.37	70.4%

YEAR-TO-DATE BUDGET REPORT

FOR 2023 09

ACCOUNTS FOR:	ORIGINAL	TRANFRS/	REVISED	YTD	ENCUMBRANCES	AVAILABLE	PCT
101 General Fund	APPROP	ADJSTMNTS	BUDGET	ACTUAL		BUDGET	USE/COL

10157 Construction

10157 50500 Labor-Regu	808,017	0	808,017	442,001.84	.00	366,015.16	54.7%
10157 51000 Labor-OT	0	0	0	2,448.75	.00	-2,448.75	100.0%*
10157 51100 Labor-DT	0	0	0	603.04	.00	-603.04	100.0%*
10157 52000 Labor-Vaca	0	0	0	37,078.01	.00	-37,078.01	100.0%*
10157 52100 Labor-Holi	0	0	0	26,398.16	.00	-26,398.16	100.0%*
10157 53000 Labor-Sick	0	0	0	23,804.01	.00	-23,804.01	100.0%*
10157 54000 Labor-Othe	3,000	0	3,000	1,375.00	.00	1,625.00	45.8%
10157 55000 Labor-Allo	27,846	0	27,846	18,876.00	.00	8,970.00	67.8%
10157 56000 Labor-Heal	0	59,415	59,415	59,415.15	.00	.00	100.0%
10157 58000 Associated	253,191	0	253,191	166,636.02	.00	86,554.98	65.8%
10157 58100 Associated	57,784	4,545	62,329	42,179.11	.00	20,150.15	67.7%
10157 58200 Associated	83,231	0	83,231	54,197.63	.00	29,033.37	65.1%
10157 58300 Associated	16,167	0	16,167	10,575.90	.00	5,591.10	65.4%
10157 58900 Associated	120	0	120	73.60	.00	46.40	61.3%
10157 61200 ConProf-Ge	1,300	0	1,300	389.32	706.94	203.74	84.3%
10157 64475 Ops-Materi	20,000	0	20,000	4,387.59	534.17	15,078.24	24.6%
10157 64575 Ops-PPE	0	0	0	1,288.08	62.97	-1,351.05	100.0%*
10157 64775 Ops-Tools	0	0	0	2,076.14	.00	-2,076.14	100.0%*
10157 64800 Ops-Unifor	3,500	0	3,500	4,798.91	.00	-1,298.91	137.1%*
10157 64825 Ops-Vehicl	14,000	0	14,000	11,995.92	1,504.08	500.00	96.4%
10157 65000 Maint-Buil	900	0	900	1,289.52	235.00	-624.52	169.4%*
10157 65050 Maint-Equi	15,500	0	15,500	7,242.65	528.24	7,729.11	50.1%
10157 65550 Maint-Vehi	18,500	0	18,500	11,109.20	.00	7,390.80	60.0%
10157 66000 Empl-Dues	100	0	100	.00	.00	100.00	.0%
10157 66200 Empl-Per D	0	0	0	36.00	.00	-36.00	100.0%*
10157 66500 Empl-Perso	100	0	100	154.88	.00	-54.88	154.9%*
10157 67400 Util-Telep	1,400	0	1,400	403.39	996.61	.00	100.0%
10157 80500 Cap-Equipm	162,000	-6,033	155,967	155,966.86	.00	.00	100.0%
TOTAL Construction	1,486,656	57,927	1,544,583	1,086,800.68	4,568.01	453,214.58	70.7%

YEAR-TO-DATE BUDGET REPORT

FOR 2023 09

ACCOUNTS FOR:	ORIGINAL	TRANFRS/	REVISED	YTD	ENCUMBRANCES	AVAILABLE	PCT
101 General Fund	APPROP	ADJSTMNTS	BUDGET	ACTUAL		BUDGET	USE/COL

10158 Projects

10158 50500 Labor-Regu	643,879	0	643,879	318,629.46	.00	325,249.54	49.5%
10158 51000 Labor-OT	0	0	0	147.38	.00	-147.38	100.0%*
10158 52000 Labor-Vaca	0	0	0	10,711.56	.00	-10,711.56	100.0%*
10158 52100 Labor-Holi	0	0	0	17,582.72	.00	-17,582.72	100.0%*
10158 53000 Labor-Sick	0	0	0	8,468.66	.00	-8,468.66	100.0%*
10158 54000 Labor-Othe	2,000	0	2,000	625.00	.00	1,375.00	31.3%
10158 55000 Labor-Allo	5,550	0	5,550	3,000.00	.00	2,550.00	54.1%
10158 56000 Labor-Heal	0	18,101	18,101	18,101.31	.00	.00	100.0%
10158 58000 Associated	128,450	0	128,450	61,225.68	.00	67,224.32	47.7%
10158 58100 Associated	46,645	1,385	48,030	27,544.89	.00	20,484.86	57.3%
10158 58200 Associated	66,323	0	66,323	36,303.56	.00	30,019.44	54.7%
10158 58300 Associated	12,881	0	12,881	7,080.27	.00	5,800.73	55.0%
10158 58900 Associated	80	0	80	43.70	.00	36.30	54.6%
10158 61200 ConProf-Ge	10,000	0	10,000	.00	.00	10,000.00	.0%
10158 63100 Fees-Filin	500	0	500	.00	.00	500.00	.0%
10158 64475 Ops-Materi	0	0	0	2,161.52	553.50	-2,715.02	100.0%*
10158 64600 Ops-Postag	1,000	0	1,000	.00	.00	1,000.00	.0%
10158 64800 Ops-Unifor	750	0	750	.00	.00	750.00	.0%
10158 64825 Ops-Vehicl	15,000	0	15,000	12,424.13	5,075.87	-2,500.00	116.7%*
10158 65050 Maint-Equi	500	0	500	.00	.00	500.00	.0%
10158 65550 Maint-Vehi	4,500	0	4,500	1,589.18	570.92	2,339.90	48.0%
10158 66000 Empl-Dues	3,750	0	3,750	190.00	.00	3,560.00	5.1%
10158 66100 Empl-Train	5,000	0	5,000	990.57	.00	4,009.43	19.8%
10158 66200 Empl-Per D	5,000	0	5,000	705.89	.00	4,294.11	14.1%
10158 66300 Empl-Milea	1,000	0	1,000	.00	.00	1,000.00	.0%
10158 66400 Empl-Trans	500	0	500	.00	.00	500.00	.0%
10158 66500 Empl-Perso	300	0	300	145.72	.00	154.28	48.6%
TOTAL Projects	953,608	19,486	973,094	527,671.20	6,200.29	439,222.57	54.9%

YEAR-TO-DATE BUDGET REPORT

FOR 2023 09

ACCOUNTS FOR:	ORIGINAL	TRANFRS/	REVISED	YTD	ENCUMBRANCES	AVAILABLE	PCT
101 General Fund	APPROX	ADJSTMNTS	BUDGET	ACTUAL		BUDGET	USE/COL

10160 Planning & Regulation

10160 50500 Labor-Regu	620,915	0	620,915	389,896.90	.00	231,018.10	62.8%
10160 52000 Labor-Vaca	0	0	0	30,405.06	.00	-30,405.06	100.0%*
10160 52100 Labor-Holi	0	0	0	22,668.72	.00	-22,668.72	100.0%*
10160 53000 Labor-Sick	0	0	0	15,247.30	.00	-15,247.30	100.0%*
10160 54000 Labor-Othe	2,250	0	2,250	2,311.00	.00	-61.00	102.7%*
10160 55000 Labor-Allo	3,300	0	3,300	7,650.00	.00	-4,350.00	231.8%*
10160 56000 Labor-Heal	0	26,158	26,158	26,158.05	.00	.00	100.0%
10160 58000 Associated	102,200	0	102,200	74,825.64	.00	27,374.36	73.2%
10160 58100 Associated	44,902	2,001	46,903	35,671.34	.00	11,231.75	76.1%
10160 58200 Associated	63,960	0	63,960	46,976.26	.00	16,983.74	73.4%
10160 58300 Associated	12,422	0	12,422	9,164.46	.00	3,257.54	73.8%
10160 58900 Associated	90	0	90	62.10	.00	27.90	69.0%
10160 61200 ConProf-Ge	204,000	0	204,000	122,819.74	76,110.63	5,069.63	97.5%
10160 61300 ConProf-De	300,000	0	300,000	100,291.91	1,612.81	198,095.28	34.0%
10160 61900 ConProf-Mi	0	0	0	250.00	.00	-250.00	100.0%*
10160 63100 Fees-Filin	1,000	0	1,000	75.00	.00	925.00	7.5%
10160 64475 Ops-Materi	30,000	0	30,000	12,144.29	581.50	17,274.21	42.4%
10160 64600 Ops-Postag	3,800	0	3,800	1,447.60	.00	2,352.40	38.1%
10160 64800 Ops-Unifor	400	0	400	1,056.41	.00	-656.41	264.1%*
10160 64825 Ops-Vehicl	5,000	0	5,000	1,894.02	3,105.98	.00	100.0%
10160 65000 Maint-Buil	10,000	0	10,000	6,204.29	731.99	3,063.72	69.4%
10160 65050 Maint-Equi	300	0	300	110.00	.00	190.00	36.7%
10160 65550 Maint-Vehi	3,000	0	3,000	649.53	779.28	1,571.19	47.6%
10160 66000 Empl-Dues	1,000	0	1,000	145.00	160.00	695.00	30.5%
10160 66100 Empl-Train	4,500	0	4,500	265.00	430.00	3,805.00	15.4%
10160 66200 Empl-Per D	6,500	0	6,500	320.00	.00	6,180.00	4.9%
10160 66300 Empl-Milea	1,000	0	1,000	337.96	.00	662.04	33.8%
10160 66400 Empl-Trans	500	0	500	.00	.00	500.00	.0%
10160 66500 Empl-Perso	200	0	200	.00	.00	200.00	.0%
10160 67100 Util-Elect	9,700	0	9,700	9,377.65	1,238.11	-915.76	109.4%*
10160 67200 Util-Gas	2,000	0	2,000	3,390.27	3,877.43	-5,267.70	363.4%*
10160 67400 Util-Telep	19,300	0	19,300	9,644.41	4,149.20	5,506.39	71.5%
10160 67500 Util-Water	7,000	0	7,000	5,292.16	1,707.84	.00	100.0%
10160 80300 Cap-Improv	5,000	0	5,000	.00	.00	5,000.00	.0%
10160 80400 Cap-Infras	25,000	0	25,000	.00	.00	25,000.00	.0%
10160 80500 Cap-Equipm	289,530	0	289,530	.00	.00	289,530.33	.0%
TOTAL Planning & Regulation	1,778,769	28,159	1,806,928	936,752.07	94,484.77	775,691.63	57.1%

YEAR-TO-DATE BUDGET REPORT

FOR 2023 09								
ACCOUNTS FOR:	ORIGINAL	TRANFRS/	REVISED			AVAILABLE	PCT	
101 General Fund	APPROP	ADJSTMNTS	BUDGET	YTD ACTUAL	ENCUMBRANCES	BUDGET	USE/COL	
10161 Cemetery								
10161 61200 ConProf-Ge	0	0	0	3,118.10	2,931.90	-6,050.00	100.0%*	
10161 61900 ConProf-Mi	500,000	-749	499,251	331,798.03	109,622.65	57,830.57	88.4%	
10161 64425 Ops-Landsc	21,400	0	21,400	.00	.00	21,400.00	.0%	
10161 64475 Ops-Materi	10,000	0	10,000	4,111.37	1,246.62	4,642.01	53.6%	
10161 65000 Maint-Buil	300	0	300	6.10	.00	293.90	2.0%	
10161 65050 Maint-Equi	100	0	100	.00	1,254.37	-1,154.37	1254.4%*	
10161 66000 Empl-Dues	400	0	400	.00	554.50	-154.50	138.6%*	
10161 66500 Empl-Perso	100	0	100	.00	.00	100.00	.0%	
10161 67100 Util-Elect	3,500	0	3,500	3,818.20	1,360.94	-1,679.14	148.0%*	
10161 67400 Util-Telep	2,800	0	2,800	1,938.13	1,361.87	-500.00	117.9%*	
10161 67500 Util-Water	105,000	0	105,000	86,971.56	45,634.16	-27,605.72	126.3%*	
10161 80300 Cap-Improv	58,046	205,000	263,046	29,868.02	22,675.25	210,503.04	20.0%	
10161 80400 Cap-Infras	31,226	25,749	56,974	57,654.67	36.00	-716.40	101.3%*	
TOTAL Cemetery	732,872	230,000	962,872	519,284.18	186,678.26	256,909.39	73.3%	
TOTAL General Fund	14,492,799	7,003,629	21,496,428	670,254.46	4,697,709.16	16,128,464.38	25.0%	
TOTAL REVENUES	-55,611,013	-2,407,753	-58,018,766	-53,666,091.77	.00	-4,352,673.96		
TOTAL EXPENSES	70,103,812	9,411,382	79,515,194	54,336,346.23	4,697,709.16	20,481,138.34		

YEAR-TO-DATE BUDGET REPORT

FOR 2023 09

ACCOUNTS FOR:	ORIGINAL APPROP	TRANFRS/ ADJSTMTS	REVISED BUDGET	YTD ACTUAL	ENCUMBRANCES	AVAILABLE BUDGET	PCT USE/COL
200 GRT Capital Outlay							
200 GRT Capital Outlay							
200 30020 GRTR-Capit	-3,360,000	0	-3,360,000	-3,384,696.99	.00	24,696.99	100.7%
200 45000 Transfer-T	3,458,098	0	3,458,098	3,458,098.00	.00	.00	100.0%
TOTAL GRT Capital Outlay	98,098	0	98,098	73,401.01	.00	24,696.99	74.8%

YEAR-TO-DATE BUDGET REPORT

FOR 2023 09

ACCOUNTS FOR:	ORIGINAL APPROP	TRANFRS/ ADJSTMTS	REVISED BUDGET	YTD ACTUAL	ENCUMBRANCES	AVAILABLE BUDGET	PCT USE/COL
200 GRT Capital Outlay							
20000 GRT Capital Outlay							
20000 63225 Fees-NMTRD	103,000	0	103,000	137,647.67	.00	-34,647.67	133.6%*
20000 80300 Cap-Improv	123,216	375,000	498,216	68,903.48	11,935.65	417,376.75	16.2%
TOTAL GRT Capital Outlay	226,216	375,000	601,216	206,551.15	11,935.65	382,729.08	36.3%
TOTAL GRT Capital Outlay	324,314	375,000	699,314	279,952.16	11,935.65	407,426.07	41.7%
TOTAL REVENUES	-3,360,000	0	-3,360,000	-3,384,696.99	.00	24,696.99	
TOTAL EXPENSES	3,684,314	375,000	4,059,314	3,664,649.15	11,935.65	382,729.08	

YEAR-TO-DATE BUDGET REPORT

FOR 2023 09

ACCOUNTS FOR:	ORIGINAL APPROP	TRANFRS/ ADJSTMTS	REVISED BUDGET	YTD ACTUAL	ENCUMBRANCES	AVAILABLE BUDGET	PCT USE/COL
---------------	-----------------	-------------------	----------------	------------	--------------	------------------	-------------

201 Capital Projects

201 36040 Interest-M	-3,000	0	-3,000	-3,232.51	.00	232.51	107.8%
201 37135 State-Legi	-4,187,975	0	-4,187,975	-414,174.89	.00	-3,773,800.11	9.9%*
201 37150 State-NMDO	0	-2,850,000	-2,850,000	.00	.00	-2,850,000.00	.0%*
201 37199 State-Misc	0	0	0	-93,112.47	.00	93,112.47	100.0%
TOTAL Capital Projects	-4,190,975	-2,850,000	-7,040,975	-510,519.87	.00	-6,530,455.13	7.3%

YEAR-TO-DATE BUDGET REPORT

FOR 2023 09								
ACCOUNTS FOR:	ORIGINAL	TRANFRS/	REVISED			AVAILABLE	PCT	
201 Capital Projects	APPROP	ADJSTMTS	BUDGET	YTD ACTUAL	ENCUMBRANCES	BUDGET	USE/COL	
20101 Capital Projects								
20101 80100 Cap-Land	0	250,000	250,000	14,477.68	143,601.05	91,921.27	63.2%	
20101 80300 Cap-Improv	3,766,660	0	3,766,660	66,916.85	891,726.64	2,808,016.81	25.5%	
20101 80400 Cap-Infras	0	3,000,000	3,000,000	.00	.00	3,000,000.00	.0%	
20101 80500 Cap-Equipm	1,237,024	0	1,237,024	499,659.58	234.48	737,129.94	40.4%	
TOTAL Capital Projects	5,003,684	3,250,000	8,253,684	581,054.11	1,035,562.17	6,637,068.02	19.6%	
TOTAL Capital Projects	812,709	400,000	1,212,709	70,534.24	1,035,562.17	106,612.89	91.2%	
TOTAL REVENUES	-4,190,975	-2,850,000	-7,040,975	-510,519.87	.00	-6,530,455.13		
TOTAL EXPENSES	5,003,684	3,250,000	8,253,684	581,054.11	1,035,562.17	6,637,068.02		

YEAR-TO-DATE BUDGET REPORT

FOR 2023 09

ACCOUNTS FOR:	ORIGINAL APPROP	TRANFRS/ ADJSTMTS	REVISED BUDGET	YTD ACTUAL	ENCUMBRANCES	AVAILABLE BUDGET	PCT USE/COL
---------------	-----------------	-------------------	----------------	------------	--------------	------------------	-------------

202 Airport Improvements

202 35000 AP-BMB	0	0	0	-38,450.07	.00	38,450.07	100.0%
202 35010 AP-Boutiqu	-3,600	0	-3,600	-4,230.00	.00	630.00	117.5%
202 35020 AP-Celtech	-2,200	0	-2,200	-1,786.18	.00	-413.82	81.2%*
202 35021 AP-CNB	0	0	0	-50.00	.00	50.00	100.0%
202 35022 AP-Danfort	-1,200	0	-1,200	-800.00	.00	-400.00	66.7%*
202 35030 AP-Fed Exp	-3,700	0	-3,700	-2,867.26	.00	-832.74	77.5%*
202 35040 AP-Chandle	-4,800	0	-4,800	-3,683.85	.00	-1,116.15	76.7%*
202 35050 Air Method	-2,000	0	-2,000	-1,769.43	.00	-230.57	88.5%*
202 37145 State-NM A	0	-20,000	-20,000	.00	.00	-20,000.00	.0%*
202 37150 State-NMDO	-184,710	-675,309	-860,019	-6,273.00	.00	-853,746.00	.7%*
202 37200 Federal-FA	-3,872,580	275,903	-3,596,677	-842,511.99	.00	-2,754,165.01	23.4%*
202 40000 Trans-IN	-300,000	0	-300,000	-300,000.00	.00	.00	100.0%
TOTAL Airport Improvements	-4,374,790	-419,406	-4,794,196	-1,202,421.78	.00	-3,591,774.22	25.1%

YEAR-TO-DATE BUDGET REPORT

FOR 2023 09

ACCOUNTS FOR:	ORIGINAL APPROP	TRANFRS/ADJSTMTS	REVISED BUDGET	YTD ACTUAL	ENCUMBRANCES	AVAILABLE BUDGET	PCT USE/COL
202 Airport Improvements							
20202 Airport Improvements							
20202 61200 ConProf-Ge	50,000	0	50,000	.00	.00	50,000.00	.0%
20202 64475 Ops-Materi	1,000	0	1,000	.00	.00	1,000.00	.0%
20202 65900 Maint-Misc	70,000	-42,778	27,222	.00	1,727.70	25,494.30	6.3%
20202 80200 Cap-Buildi	0	65,000	65,000	.00	.00	65,000.00	.0%
20202 80300 Cap-Improv	37,221	0	37,221	36,148.40	.00	1,072.63	97.1%
20202 80400 Cap-Infras	4,064,840	361,527	4,426,367	.00	4,424,367.59	1,999.41	100.0%
TOTAL Airport Improvements	4,223,061	383,749	4,606,810	36,148.40	4,426,095.29	144,566.34	96.9%
TOTAL Airport Improvements	-151,729	-35,657	-187,386	-1,166,273.38	4,426,095.29	-3,447,207.88	-1739.6%
TOTAL REVENUES	-4,374,790	-419,406	-4,794,196	-1,202,421.78	.00	-3,591,774.22	
TOTAL EXPENSES	4,223,061	383,749	4,606,810	36,148.40	4,426,095.29	144,566.34	

YEAR-TO-DATE BUDGET REPORT

FOR 2023 09

ACCOUNTS FOR:	ORIGINAL APPROP	TRANFRS/ ADJSTMTS	REVISED BUDGET	YTD ACTUAL	ENCUMBRANCES	AVAILABLE BUDGET	PCT USE/COL
220 Landfill-Reserve							
220 Landfill-Reserve							
220 36000 CD's	0	0	0	-48,068.79	.00	48,068.79	100.0%
220 37010 County-Lan	-111,000	0	-111,000	-111,000.00	.00	.00	100.0%
220 40000 Trans-IN	-111,000	0	-111,000	-111,000.00	.00	.00	100.0%
TOTAL Landfill-Reserve	-222,000	0	-222,000	-270,068.79	.00	48,068.79	121.7%
TOTAL Landfill-Reserve	-222,000	0	-222,000	-270,068.79	.00	48,068.79	121.7%
TOTAL REVENUES	-222,000	0	-222,000	-270,068.79	.00	48,068.79	

YEAR-TO-DATE BUDGET REPORT

FOR 2023 09

ACCOUNTS FOR:	ORIGINAL APPROP	TRANFRS/ ADJSTMTS	REVISED BUDGET	YTD ACTUAL	ENCUMBRANCES	AVAILABLE BUDGET	PCT USE/COL
230 Landfill-Closure							
23030 Landfill-Closure							
23030 61200 ConProf-Ge	15,000	0	15,000	9,237.81	6,762.19	-1,000.00	106.7%*
23030 61350 ConProf-En	10,000	0	10,000	.00	.00	10,000.00	.0%
23030 61600 ConProf-Me	25,000	0	25,000	.00	.00	25,000.00	.0%
23030 63200 Fees-Groun	40,000	0	40,000	14,965.96	10,034.04	15,000.00	62.5%
23030 64375 Ops-Landfi	10,000	0	10,000	3,075.70	4,924.30	2,000.00	80.0%
23030 65050 Maint-Equi	10,000	0	10,000	.00	.00	10,000.00	.0%
TOTAL Landfill-Closure	110,000	0	110,000	27,279.47	21,720.53	61,000.00	44.5%
TOTAL Landfill-Closure	110,000	0	110,000	27,279.47	21,720.53	61,000.00	44.5%
TOTAL EXPENSES	110,000	0	110,000	27,279.47	21,720.53	61,000.00	

YEAR-TO-DATE BUDGET REPORT

FOR 2023 09

ACCOUNTS FOR:	ORIGINAL APPROP	TRANFRS/ ADJSTMTS	REVISED BUDGET	YTD ACTUAL	ENCUMBRANCES	AVAILABLE BUDGET	PCT USE/COL
240 Landfill-Construction							
240 Landfill-Construction							
240 40000 Trans-IN	-1,000,000	0	-1,000,000	-1,000,000.00	.00	.00	100.0%
TOTAL Landfill-Construction	-1,000,000	0	-1,000,000	-1,000,000.00	.00	.00	100.0%

YEAR-TO-DATE BUDGET REPORT

FOR 2023 09

ACCOUNTS FOR:	ORIGINAL APPROP	TRANFRS/ ADJSTMTS	REVISED BUDGET	YTD ACTUAL	ENCUMBRANCES	AVAILABLE BUDGET	PCT USE/COL
240 Landfill-Construction							
24040 Landfill-Construction							
24040 64400 ops-Landfi	550,000	1,000,000	1,550,000	1,112,635.56	433,407.72	3,956.72	99.7%
TOTAL Landfill-Construction	550,000	1,000,000	1,550,000	1,112,635.56	433,407.72	3,956.72	99.7%
TOTAL Landfill-Construction	-450,000	1,000,000	550,000	112,635.56	433,407.72	3,956.72	99.3%
TOTAL REVENUES	-1,000,000	0	-1,000,000	-1,000,000.00	.00	.00	
TOTAL EXPENSES	550,000	1,000,000	1,550,000	1,112,635.56	433,407.72	3,956.72	

YEAR-TO-DATE BUDGET REPORT

FOR 2023 09								
ACCOUNTS FOR:	ORIGINAL APPROP	TRANFRS/ ADJSTMTS	REVISED BUDGET	YTD ACTUAL	ENCUMBRANCES	AVAILABLE BUDGET	PCT USE/COL	
300 Sports Complex								
300 Sports Complex								
300 30030 GRTR-Infra	-2,173,000	0	-2,173,000	-1,798,562.84	.00	-374,437.16	82.8%*	
300 34310 Concession	-8,000	0	-8,000	-5,769.50	.00	-2,230.50	72.1%*	
300 40000 Trans-IN	0	-20,296	-20,296	-20,295.99	.00	.00	100.0%	
TOTAL Sports Complex	-2,181,000	-20,296	-2,201,296	-1,824,628.33	.00	-376,667.66	82.9%	

YEAR-TO-DATE BUDGET REPORT

FOR 2023 09

ACCOUNTS FOR:	ORIGINAL APPROP	TRANFRS/ADJSTMTS	REVISED BUDGET	YTD ACTUAL	ENCUMBRANCES	AVAILABLE BUDGET	PCT USE/COL
300 Sports Complex							
30000 Sports Complex							
30000 50500 Labor-Regu	533,732	0	533,732	298,562.04	.00	235,169.96	55.9%
30000 51000 Labor-OT	10,483	0	10,483	806.10	.00	9,676.90	7.7%
30000 52000 Labor-Vaca	0	0	0	12,906.20	.00	-12,906.20	100.0%*
30000 52100 Labor-Holi	0	0	0	12,362.54	.00	-12,362.54	100.0%*
30000 53000 Labor-Sick	0	0	0	7,592.72	.00	-7,592.72	100.0%*
30000 54000 Labor-Othe	1,750	0	1,750	750.00	.00	1,000.00	42.9%
30000 55000 Labor-Allo	8,390	0	8,390	5,736.00	.00	2,654.00	68.4%
30000 56000 Labor-Heal	0	18,854	18,854	18,853.68	.00	.00	100.0%
30000 58000 Associated	87,050	0	87,050	63,730.31	.00	23,319.69	73.2%
30000 58100 Associated	40,688	1,442	42,130	25,696.33	.00	16,433.98	61.0%
30000 58200 Associated	34,081	0	34,081	23,533.37	.00	10,547.63	69.1%
30000 58300 Associated	6,620	0	6,620	4,590.57	.00	2,029.43	69.3%
30000 58900 Associated	130	0	130	71.00	.00	59.00	54.6%
30000 61200 ConProf-Ge	171,000	0	171,000	113,283.10	72,899.55	-15,182.65	108.9%*
30000 63225 Fees-NMTRD	52,000	0	52,000	69,748.52	.00	-17,748.52	134.1%*
30000 64425 Ops-Landsc	10,000	0	10,000	2,881.48	.00	7,118.52	28.8%
30000 64475 Ops-Materi	60,000	0	60,000	21,908.40	8,155.13	29,936.47	50.1%
30000 64575 Ops-PPE	0	0	0	160.79	.00	-160.79	100.0%*
30000 64775 Ops-Tools	4,500	0	4,500	1,890.95	505.07	2,103.98	53.2%
30000 64800 Ops-Unifor	3,700	0	3,700	2,358.13	.00	1,341.87	63.7%
30000 64825 Ops-Vehicl	15,000	0	15,000	10,113.01	9,886.99	-5,000.00	133.3%*
30000 65000 Maint-Buil	5,000	0	5,000	947.17	352.06	3,700.77	26.0%
30000 65050 Maint-Equi	27,000	0	27,000	8,899.57	1,102.70	16,997.73	37.0%
30000 65500 Maint-Turf	64,000	0	64,000	11,514.38	1,869.30	50,616.32	20.9%
30000 65550 Maint-Vehi	1,000	0	1,000	868.25	449.31	-317.56	131.8%*
30000 66100 Empl-Train	1,000	0	1,000	535.00	.00	465.00	53.5%
30000 66200 Empl-Per D	700	0	700	.00	.00	700.00	.0%
30000 66500 Empl-Perso	500	0	500	186.28	35.75	277.97	44.4%
30000 67100 Util-Elect	90,000	50,000	140,000	97,439.09	42,025.94	534.97	99.6%
30000 67400 Util-Telep	6,400	0	6,400	2,440.02	2,065.98	1,894.00	70.4%
30000 67500 Util-water	30,000	0	30,000	21,101.01	6,398.99	2,500.00	91.7%
30000 80100 Cap-Land	995,000	0	995,000	4,085.80	.00	990,914.20	.4%
30000 80500 Cap-Equipm	160,000	0	160,000	.00	.00	160,000.00	.0%
TOTAL Sports Complex	2,419,724	70,296	2,490,020	845,551.81	145,746.77	1,498,721.41	39.8%
TOTAL Sports Complex	238,724	50,000	288,724	-979,076.52	145,746.77	1,122,053.75	-288.6%
TOTAL REVENUES	-2,181,000	-20,296	-2,201,296	-1,824,628.33	.00	-376,667.66	
TOTAL EXPENSES	2,419,724	70,296	2,490,020	845,551.81	145,746.77	1,498,721.41	

YEAR-TO-DATE BUDGET REPORT

FOR 2023 09

ACCOUNTS FOR:	ORIGINAL APPROP	TRANFRS/ADJSTMTS	REVISED BUDGET	YTD ACTUAL	ENCUMBRANCES	AVAILABLE BUDGET	PCT USE/COL
---------------	-----------------	------------------	----------------	------------	--------------	------------------	-------------

320 Streets Improvement

320 30200 Muni Count	-345,000	0	-345,000	-360,132.44	.00	15,132.44	104.4%
320 30210 Muni Rd	-215,000	0	-215,000	-188,354.33	.00	-26,645.67	87.6%*
320 30310 Tax-Auto L	-74,000	0	-74,000	-94,765.51	.00	20,765.51	128.1%
320 36040 Interest-M	0	0	0	-10,306.53	.00	10,306.53	100.0%
320 37135 State-Legi	-938,865	0	-938,865	-691,195.59	.00	-247,669.41	73.6%*
320 37150 State-NMDO	-728,692	-60,000	-788,692	.00	.00	-788,692.00	.0%*
TOTAL Streets Improvement	-2,301,557	-60,000	-2,361,557	-1,344,754.40	.00	-1,016,802.60	56.9%

YEAR-TO-DATE BUDGET REPORT

FOR 2023 09

ACCOUNTS FOR:	ORIGINAL APPROP	TRANFRS/ADJSTMTS	REVISED BUDGET	YTD ACTUAL	ENCUMBRANCES	AVAILABLE BUDGET	PCT USE/COL
320 Streets Improvement							
32020 Streets Improvement							
32020 64990 Ops-Misc	80,000	0	80,000	.00	.00	80,000.00	.0%
32020 65050 Maint-Equi	20,000	0	20,000	.00	.00	20,000.00	.0%
32020 65900 Maint-Misc	250,000	0	250,000	35,271.42	.00	214,728.58	14.1%
32020 80400 Cap-Infras	6,933,392	1,080,000	8,013,392	4,415,605.13	494,239.12	3,103,548.18	61.3%
TOTAL Streets Improvement	7,283,392	1,080,000	8,363,392	4,450,876.55	494,239.12	3,418,276.76	59.1%
TOTAL Streets Improvement	4,981,835	1,020,000	6,001,835	3,106,122.15	494,239.12	2,401,474.16	60.0%
TOTAL REVENUES	-2,301,557	-60,000	-2,361,557	-1,344,754.40	.00	-1,016,802.60	
TOTAL EXPENSES	7,283,392	1,080,000	8,363,392	4,450,876.55	494,239.12	3,418,276.76	

YEAR-TO-DATE BUDGET REPORT

FOR 2023 09

ACCOUNTS FOR:	ORIGINAL APPROP	TRANFRS/ ADJSTMTS	REVISED BUDGET	YTD ACTUAL	ENCUMBRANCES	AVAILABLE BUDGET	PCT USE/COL
350 Local Government Correction							
350 Local Government Correction							
350 33004 Fees-Court	-600,000	0	-600,000	-434,342.00	.00	-165,658.00	72.4%*
350 33009 Fees-Local	-160,000	0	-160,000	-112,721.00	.00	-47,279.00	70.5%*
350 33010 Fees-Notar	0	0	0	-6.00	.00	6.00	100.0%
TOTAL Local Government Correction	-760,000	0	-760,000	-547,069.00	.00	-212,931.00	72.0%

YEAR-TO-DATE BUDGET REPORT

FOR 2023 09

ACCOUNTS FOR:	ORIGINAL APPROP	TRANFRS/ ADJSTMTS	REVISED BUDGET	YTD ACTUAL	ENCUMBRANCES	AVAILABLE BUDGET	PCT USE/COL
350 Local Government Correction							
35050 Local Government Correction							
35050 62000 Prisoners-	500,000	0	500,000	289,275.00	169,770.00	40,955.00	91.8%
35050 62100 Prisoners-	25,000	0	25,000	.00	.00	25,000.00	.0%
TOTAL Local Government Correction	525,000	0	525,000	289,275.00	169,770.00	65,955.00	87.4%
TOTAL Local Government Correction	-235,000	0	-235,000	-257,794.00	169,770.00	-146,976.00	37.5%
TOTAL REVENUES	-760,000	0	-760,000	-547,069.00	.00	-212,931.00	
TOTAL EXPENSES	525,000	0	525,000	289,275.00	169,770.00	65,955.00	

YEAR-TO-DATE BUDGET REPORT

FOR 2023 09

ACCOUNTS FOR:	ORIGINAL APPROP	TRANFRS/ ADJSTMTS	REVISED BUDGET	YTD ACTUAL	ENCUMBRANCES	AVAILABLE BUDGET	PCT USE/COL
360 Cannabis Fund							
360 Cannabis Fund							
360 30350 Cannabis	0	0	0	-264,826.01	.00	264,826.01	100.0%
TOTAL Cannabis Fund	0	0	0	-264,826.01	.00	264,826.01	100.0%

YEAR-TO-DATE BUDGET REPORT

FOR 2023 09								
ACCOUNTS FOR:	ORIGINAL	TRANFRS/	REVISED				AVAILABLE	PCT
360 Cannabis Fund	APPROP	ADJSTMTS	BUDGET	YTD ACTUAL	ENCUMBRANCES	BUDGET	USE/COL	
36060 Cannabis Fund								
36060 63226 Fees-CAN	0	10,000	10,000	4,718.82	.00	5,281.18	47.2%	
TOTAL Cannabis Fund	0	10,000	10,000	4,718.82	.00	5,281.18	47.2%	
TOTAL Cannabis Fund	0	10,000	10,000	-260,107.19	.00	270,107.19-2601.1%		
TOTAL REVENUES	0	0	0	-264,826.01	.00	264,826.01		
TOTAL EXPENSES	0	10,000	10,000	4,718.82	.00	5,281.18		

YEAR-TO-DATE BUDGET REPORT

FOR 2023 09

ACCOUNTS FOR:	ORIGINAL APPROP	TRANFRS/ ADJSTMTS	REVISED BUDGET	YTD ACTUAL	ENCUMBRANCES	AVAILABLE BUDGET	PCT USE/COL
400 Disaster Preparedness							
400 Disaster Preparedness							
400 36000 Interest-C	0	0	0	-2,278.69	.00	2,278.69	100.0%
TOTAL Disaster Preparedness	0	0	0	-2,278.69	.00	2,278.69	100.0%

YEAR-TO-DATE BUDGET REPORT

FOR 2023 09								
ACCOUNTS FOR:	ORIGINAL	TRANFRS/	REVISED				AVAILABLE	PCT
400 Disaster Preparedness	APPROP	ADJSTMTS	BUDGET	YTD ACTUAL	ENCUMBRANCES		BUDGET	USE/COL
40000 Disaster Preparedness								
40000 61200 ConProf-Ge	1,500,000	0	1,500,000	1,500,000.00	.00		.00	100.0%
TOTAL Disaster Preparedness	1,500,000	0	1,500,000	1,500,000.00	.00		.00	100.0%
TOTAL Disaster Preparedness	1,500,000	0	1,500,000	1,497,721.31	.00		2,278.69	99.8%
TOTAL REVENUES	0	0	0	-2,278.69	.00		2,278.69	
TOTAL EXPENSES	1,500,000	0	1,500,000	1,500,000.00	.00		.00	

YEAR-TO-DATE BUDGET REPORT

FOR 2023 09

ACCOUNTS FOR:	ORIGINAL APPROP	TRANFRS/ ADJSTMTS	REVISED BUDGET	YTD ACTUAL	ENCUMBRANCES	AVAILABLE BUDGET	PCT USE/COL
401 Insurance							
401 Insurance							
401 38012 Misc-Reimb	0	-20,070	-20,070	-61,661.64	.00	41,591.64	307.2%
401 40000 Trans-IN	-1,000,000	0	-1,000,000	-1,000,000.00	.00	.00	100.0%
TOTAL Insurance	-1,000,000	-20,070	-1,020,070	-1,061,661.64	.00	41,591.64	104.1%

YEAR-TO-DATE BUDGET REPORT

FOR 2023 09									
ACCOUNTS FOR:		ORIGINAL	TRANFRS/	REVISED			AVAILABLE	PCT	
401	Insurance	APPROP	ADJSTMTS	BUDGET	YTD ACTUAL	ENCUMBRANCES	BUDGET	USE/COL	
40101 Insurance									
40101	60200	Insur-Admi	20,000	0	20,000	17,795.22	8,480.95	-6,276.17	131.4%*
40101	60205	Insur-Airp	5,700	0	5,700	.00	6,985.00	-1,285.00	122.5%*
40101	60210	Insur-Auto	129,134	0	129,134	27,828.00	.00	101,306.00	21.5%
40101	60215	Insur-Auto	115,182	0	115,182	96,408.00	.00	18,774.00	83.7%
40101	60220	Insur-Clai	200,000	0	200,000	60,260.98	.00	139,739.02	30.1%
40101	60225	Insur-Crim	2,109	0	2,109	4,666.00	.00	-2,557.00	221.2%*
40101	60230	Insur-EDP	10,359	0	10,359	12,431.00	.00	-2,072.00	120.0%*
40101	60235	Insur-Fine	54,029	0	54,029	10,946.00	.00	43,083.00	20.3%
40101	60245	Insur-Inla	18,711	0	18,711	27,181.00	.00	-8,470.00	145.3%*
40101	60250	Insur-Law	264,920	0	264,920	215,739.00	.00	49,181.00	81.4%
40101	60255	Insur-Liab	224,535	0	224,535	344,313.87	.00	-119,778.87	153.3%*
40101	60265	Insur-Pro	0	0	0	2,034.00	.00	-2,034.00	100.0%*
40101	60270	Insur-Prop	308,565	0	308,565	266,808.00	.00	41,757.00	86.5%
40101	60275	Insur-Publ	174,514	0	174,514	188,564.50	.00	-14,050.50	108.1%*
40101	60280	Insur-Unem	2,000	0	2,000	.00	.00	2,000.00	.0%
40101	60285	Insur-Unin	130,000	0	130,000	.00	.00	130,000.00	.0%
TOTAL Insurance			1,659,758	0	1,659,758	1,274,975.57	15,465.95	369,316.48	77.7%
TOTAL Insurance			659,758	-20,070	639,688	213,313.93	15,465.95	410,908.12	35.8%
TOTAL REVENUES			-1,000,000	-20,070	-1,020,070	-1,061,661.64	.00	41,591.64	
TOTAL EXPENSES			1,659,758	0	1,659,758	1,274,975.57	15,465.95	369,316.48	

YEAR-TO-DATE BUDGET REPORT

FOR 2023 09

ACCOUNTS FOR:	ORIGINAL APPROP	TRANFRS/ ADJSTMTS	REVISED BUDGET	YTD ACTUAL	ENCUMBRANCES	AVAILABLE BUDGET	PCT USE/COL
402 Workers' Compensation							
402 Workers' Compensation							
402 36000 Interest-C	0	0	0	-1,905.03	.00	1,905.03	100.0%
402 40000 Trans-IN	-1,250,000	0	-1,250,000	-1,250,000.00	.00	.00	100.0%
TOTAL Workers' Compensation	-1,250,000	0	-1,250,000	-1,251,905.03	.00	1,905.03	100.2%

YEAR-TO-DATE BUDGET REPORT

FOR 2023 09								
ACCOUNTS FOR:	ORIGINAL	TRANFRS/	REVISED				AVAILABLE	PCT
402 Workers' Compensation	APPROP	ADJSTMTS	BUDGET	YTD ACTUAL	ENCUMBRANCES		BUDGET	USE/COL
40202 workers' Compensation								
40202 60100 WC-Admin	20,000	0	20,000	12,731.42	8,927.70		-1,659.12	108.3%*
40202 60110 WC-Excess	225,000	0	225,000	206,741.00	.00		18,259.00	91.9%
40202 60120 WC-Expense	30,000	0	30,000	33,103.48	.00		-3,103.48	110.3%*
40202 60130 WC-Medical	160,000	0	160,000	153,049.85	251.55		6,698.60	95.8%
40202 60140 WC-Settlem	100,000	0	100,000	.00	.00		100,000.00	.0%
40202 60150 WC-weekly	100,000	0	100,000	149,623.66	.00		-49,623.66	149.6%*
TOTAL workers' Compensation	635,000	0	635,000	555,249.41	9,179.25		70,571.34	88.9%
TOTAL workers' Compensation	-615,000	0	-615,000	-696,655.62	9,179.25		72,476.37	111.8%
TOTAL REVENUES	-1,250,000	0	-1,250,000	-1,251,905.03	.00		1,905.03	
TOTAL EXPENSES	635,000	0	635,000	555,249.41	9,179.25		70,571.34	

YEAR-TO-DATE BUDGET REPORT

FOR 2023 09

ACCOUNTS FOR:	ORIGINAL APPROP	TRANFRS/ ADJSTMTS	REVISED BUDGET	YTD ACTUAL	ENCUMBRANCES	AVAILABLE BUDGET	PCT USE/COL
420 Health Insurance							
420 Health Insurance							
420 36040 Interest-M	0	0	0	-3,085.57	.00	3,085.57	100.0%
420 38006 Misc-Healt	-1,615,000	0	-1,615,000	-1,144,760.69	.00	-470,239.31	70.9%*
420 38010 Misc-HI-Ci	-5,000,000	0	-5,000,000	-3,434,300.52	.00	-1,565,699.48	68.7%*
420 38012 Misc-Reimb	0	0	0	-19,891.59	.00	19,891.59	100.0%
420 45000 Transfer-T	0	1,534,945	1,534,945	1,534,944.53	.00	.00	100.0%
TOTAL Health Insurance	-6,615,000	1,534,945	-5,080,055	-3,067,093.84	.00	-2,012,961.63	60.4%

YEAR-TO-DATE BUDGET REPORT

FOR 2023 09

ACCOUNTS FOR:	ORIGINAL APPROP	TRANFRS/ ADJSTMTS	REVISED BUDGET	YTD ACTUAL	ENCUMBRANCES	AVAILABLE BUDGET	PCT USE/COL
420 Health Insurance							
42020 Health Insurance							
42020 60200 Insur-Admi	50,000	0	50,000	45,252.26	.00	4,747.74	90.5%
42020 60220 Insur-Clai	6,550,000	0	6,550,000	3,158,839.89	.00	3,391,160.11	48.2%
TOTAL Health Insurance	6,600,000	0	6,600,000	3,204,092.15	.00	3,395,907.85	48.5%
TOTAL Health Insurance	-15,000	1,534,945	1,519,945	136,998.31	.00	1,382,946.22	9.0%
TOTAL REVENUES	-6,615,000	0	-6,615,000	-4,602,038.37	.00	-2,012,961.63	
TOTAL EXPENSES	6,600,000	1,534,945	8,134,945	4,739,036.68	.00	3,395,907.85	

YEAR-TO-DATE BUDGET REPORT

FOR 2023 09

ACCOUNTS FOR:	ORIGINAL APPROP	TRANFRS/ ADJSTMTS	REVISED BUDGET	YTD ACTUAL	ENCUMBRANCES	AVAILABLE BUDGET	PCT USE/COL
500 Fire Protection							
500 Fire Protection							
500 37125 State-Fire	-667,066	0	-667,066	-667,066.00	.00	.00	100.0%
TOTAL Fire Protection	-667,066	0	-667,066	-667,066.00	.00	.00	100.0%

YEAR-TO-DATE BUDGET REPORT

FOR 2023 09								
ACCOUNTS FOR:	ORIGINAL	TRANFRS/	REVISED				AVAILABLE	PCT
500 Fire Protection	APPROP	ADJSTMTS	BUDGET	YTD ACTUAL	ENCUMBRANCES		BUDGET	USE/COL
50000 Fire Protection								
50000 64475 Ops-Materi	0	50,000	50,000	2,432.07	912.17		46,655.76	6.7%
50000 65050 Maint-Equi	0	0	0	849.65	33.99		-883.64	100.0%*
50000 65550 Maint-Vehi	0	50,000	50,000	974.34	16,779.14		32,246.52	35.5%
50000 80200 Cap-Buildi	0	25,000	25,000	.00	19,672.54		5,327.46	78.7%
50000 80500 Cap-Equipm	1,577,500	68,387	1,645,887	36,418.27	1,436,089.00		173,379.73	89.5%
TOTAL Fire Protection	1,577,500	193,387	1,770,887	40,674.33	1,473,486.84		256,725.83	85.5%
TOTAL Fire Protection	910,434	193,387	1,103,821	-626,391.67	1,473,486.84		256,725.83	76.7%
TOTAL REVENUES	-667,066	0	-667,066	-667,066.00	.00		.00	
TOTAL EXPENSES	1,577,500	193,387	1,770,887	40,674.33	1,473,486.84		256,725.83	

YEAR-TO-DATE BUDGET REPORT

FOR 2023 09

ACCOUNTS FOR:	ORIGINAL APPROP	TRANFRS/ ADJSTMTS	REVISED BUDGET	YTD ACTUAL	ENCUMBRANCES	AVAILABLE BUDGET	PCT USE/COL
501 Emergency Medical Services							
501 Emergency Medical Services							
501 37115 State-EMS	-20,000	0	-20,000	-20,000.00	.00	.00	100.0%
501 45000 Tran-TO-E	13,411	0	13,411	13,411.00	.00	.00	100.0%
TOTAL Emergency Medical Services	-6,589	0	-6,589	-6,589.00	.00	.00	100.0%

YEAR-TO-DATE BUDGET REPORT

FOR 2023 09								
ACCOUNTS FOR:	ORIGINAL APPROP	TRANFRS/ ADJSTMTS	REVISED BUDGET	YTD ACTUAL	ENCUMBRANCES	AVAILABLE BUDGET	PCT USE/COL	
501 Emergency Medical Services								
50101 Emergency Medical Services								
50101 80500 Cap-Equipm	20,000	0	20,000	17,885.00	.00	2,115.00	89.4%	
TOTAL Emergency Medical Services	20,000	0	20,000	17,885.00	.00	2,115.00	89.4%	
TOTAL Emergency Medical Services	13,411	0	13,411	11,296.00	.00	2,115.00	84.2%	
TOTAL REVENUES	-20,000	0	-20,000	-20,000.00	.00	.00		
TOTAL EXPENSES	33,411	0	33,411	31,296.00	.00	2,115.00		

YEAR-TO-DATE BUDGET REPORT

FOR 2023 09

ACCOUNTS FOR:	ORIGINAL APPROP	TRANFRS/ ADJSTMTS	REVISED BUDGET	YTD ACTUAL	ENCUMBRANCES	AVAILABLE BUDGET	PCT USE/COL
520 Law Enforcement Protection							
520 Law Enforcement Protection							
520 37130 State-Law	-112,000	0	-112,000	-712,000.00	.00	600,000.00	635.7%
520 37199 State-Misc	0	-625,565	-625,565	.00	.00	-625,565.15	.0%*
520 45000 Transfer-T	0	625,565	625,565	625,565.15	.00	.00	100.0%
TOTAL Law Enforcement Protection	-112,000	0	-112,000	-86,434.85	.00	-25,565.15	77.2%

YEAR-TO-DATE BUDGET REPORT

FOR 2023 09

ACCOUNTS FOR:	ORIGINAL APPROP	TRANFRS/ADJSTMTS	REVISED BUDGET	YTD ACTUAL	ENCUMBRANCES	AVAILABLE BUDGET	PCT USE/COL
520 Law Enforcement Protection							
52020 Law Enforcement Protection							
52020 64000 Ops-Ammo/R	0	0	0	5,512.50	.00	-5,512.50	100.0%*
52020 64525 Ops-Police	22,400	0	22,400	42,800.77	24,483.25	-44,884.02	300.4%*
52020 66100 Empl-Train	89,600	0	89,600	10,895.00	3,215.00	75,490.00	15.7%
52020 66200 Empl-Per D	0	0	0	21,240.50	2,010.74	-23,251.24	100.0%*
TOTAL Law Enforcement Protection	112,000	0	112,000	80,448.77	29,708.99	1,842.24	98.4%
TOTAL Law Enforcement Protection	0	0	0	-5,986.08	29,708.99	-23,722.91	100.0%
TOTAL REVENUES	-112,000	-625,565	-737,565	-712,000.00	.00	-25,565.15	
TOTAL EXPENSES	112,000	625,565	737,565	706,013.92	29,708.99	1,842.24	

YEAR-TO-DATE BUDGET REPORT

FOR 2023 09

ACCOUNTS FOR:	ORIGINAL APPROP	TRANFRS/ ADJSTMTS	REVISED BUDGET	YTD ACTUAL	ENCUMBRANCES	AVAILABLE BUDGET	PCT USE/COL
550 Beautification							
550 Beautification							
550 37105 State-Beau	-35,000	0	-35,000	-15,177.03	.00	-19,822.97	43.4%*
550 40000 Trans-IN	-50,000	0	-50,000	-50,000.00	.00	.00	100.0%
TOTAL Beautification	-85,000	0	-85,000	-65,177.03	.00	-19,822.97	76.7%

YEAR-TO-DATE BUDGET REPORT

FOR 2023 09

ACCOUNTS FOR:	ORIGINAL APPROP	TRANFRS/ADJSTMTS	REVISED BUDGET	YTD ACTUAL	ENCUMBRANCES	AVAILABLE BUDGET	PCT USE/COL
550 Beautification							
55050 Beautification							
55050 61000 ConProf-Ad	5,000	0	5,000	7,017.69	348.56	-2,366.25	147.3%*
55050 61200 ConProf-Ge	28,000	0	28,000	42,347.69	1,500.00	-15,847.69	156.6%*
55050 64425 Ops-Landsc	3,280	0	3,280	.00	.00	3,280.00	.0%
55050 64475 Ops-Materi	29,150	0	29,150	15,839.43	.00	13,310.57	54.3%
55050 65550 Maint-Vehi	0	0	0	66.64	.00	-66.64	100.0%*
55050 66000 Empl-Dues	220	0	220	1,030.00	.00	-810.00	468.2%*
55050 66100 Empl-Train	2,500	0	2,500	625.00	.00	1,875.00	25.0%
55050 66200 Empl-Per D	1,000	0	1,000	1,000.51	.00	-.51	100.1%*
55050 66400 Empl-Trans	0	0	0	268.72	.00	-268.72	100.0%*
TOTAL Beautification	69,150	0	69,150	68,195.68	1,848.56	-894.24	101.3%
TOTAL Beautification	-15,850	0	-15,850	3,018.65	1,848.56	-20,717.21	-30.7%
TOTAL REVENUES	-85,000	0	-85,000	-65,177.03	.00	-19,822.97	
TOTAL EXPENSES	69,150	0	69,150	68,195.68	1,848.56	-894.24	

YEAR-TO-DATE BUDGET REPORT

FOR 2023 09

ACCOUNTS FOR:	ORIGINAL APPROP	TRANFRS/ ADJSTMTS	REVISED BUDGET	YTD ACTUAL	ENCUMBRANCES	AVAILABLE BUDGET	PCT USE/COL
570 Municipal Transit							
570 Municipal Transit							
570 33017 Fees-Trans	-25,000	0	-25,000	-29,979.00	.00	4,979.00	119.9%
570 33018 Contract F	-2,000	0	-2,000	-11,335.50	.00	9,335.50	566.8%
570 37220 5311 Admin	-166,450	0	-166,450	-109,646.32	.00	-56,803.68	65.9%*
570 37230 5311 Op	-505,000	0	-505,000	-348,151.93	.00	-156,848.07	68.9%*
570 37235 5311 Cap	-2,005,668	-20,924	-2,026,592	.00	.00	-2,026,592.00	.0%*
570 40000 Trans-IN	-600,000	-38,511	-638,511	-638,510.87	.00	.00	100.0%
TOTAL Municipal Transit	-3,304,118	-59,435	-3,363,553	-1,137,623.62	.00	-2,225,929.25	33.8%

YEAR-TO-DATE BUDGET REPORT

FOR 2023 09

ACCOUNTS FOR:	ORIGINAL APPROP	TRANFRS/ADJSTMTS	REVISED BUDGET	YTD ACTUAL	ENCUMBRANCES	AVAILABLE BUDGET	PCT USE/COL
---------------	-----------------	------------------	----------------	------------	--------------	------------------	-------------

57070 Municipal Transit

57070 50500 Labor-Regu	820,011	0	820,011	502,279.47	.00	317,731.53	61.3%
57070 51000 Labor-OT	4,987	0	4,987	3,433.35	.00	1,553.65	68.8%
57070 52000 Labor-Vaca	0	0	0	27,975.16	.00	-27,975.16	100.0%*
57070 52100 Labor-Holi	0	0	0	23,217.09	.00	-23,217.09	100.0%*
57070 53000 Labor-Sick	0	0	0	25,356.98	.00	-25,356.98	100.0%*
57070 54000 Labor-Othe	3,625	0	3,625	1,860.45	.00	1,764.55	51.3%
57070 55000 Labor-Allo	3,428	0	3,428	2,622.50	.00	805.50	76.5%
57070 56000 Labor-Heal	0	35,774	35,774	35,774.15	.00	.00	100.0%
57070 58000 Associated	139,524	0	139,524	101,993.42	.00	37,530.58	73.1%
57070 58100 Associated	59,748	2,737	62,485	44,770.80	.00	17,713.92	71.7%
57070 58200 Associated	71,895	0	71,895	51,699.26	.00	20,195.74	71.9%
57070 58300 Associated	13,970	0	13,970	10,084.94	.00	3,885.06	72.2%
57070 58900 Associated	260	0	260	151.80	.00	108.20	58.4%
57070 61000 ConProf-Ad	0	0	0	1,720.32	1,095.68	-2,816.00	100.0%*
57070 61200 ConProf-Ge	25,000	0	25,000	5,293.06	7,511.68	12,195.26	51.2%
57070 61900 ConProf-Mi	0	0	0	897.48	253.98	-1,151.46	100.0%*
57070 63100 Fees-Filin	200	0	200	.00	.00	200.00	.0%
57070 64115 Ops-Comp H	0	0	0	18,275.31	.00	-18,275.31	100.0%*
57070 64425 Ops-Landsc	0	0	0	430.58	.00	-430.58	100.0%*
57070 64475 Ops-Materi	20,000	0	20,000	8,790.06	974.35	10,235.59	48.8%
57070 64575 Ops-PPE	0	0	0	315.33	.00	-315.33	100.0%*
57070 64600 Ops-Postag	200	0	200	39.22	.00	160.78	19.6%
57070 64775 Ops-Tools	4,000	0	4,000	786.51	1,244.92	1,968.57	50.8%
57070 64800 Ops-Unifor	2,000	0	2,000	536.13	.00	1,463.87	26.8%
57070 64825 Ops-Vehicl	120,000	0	120,000	59,784.97	20,215.03	40,000.00	66.7%
57070 64990 Ops-Misc	0	0	0	387.07	600.00	-987.07	100.0%*
57070 65000 Maint-Buil	4,500	0	4,500	1,889.02	870.98	1,740.00	61.3%
57070 65050 Maint-Equi	100	0	100	.00	.00	100.00	.0%
57070 65500 Maint-Turf	0	0	0	99.95	.00	-99.95	100.0%*
57070 65550 Maint-Vehi	33,000	0	33,000	39,797.17	7,031.00	-13,828.17	141.9%*
57070 66000 Empl-Dues	800	0	800	400.00	.00	400.00	50.0%
57070 66100 Empl-Train	2,000	0	2,000	325.00	.00	1,675.00	16.3%
57070 66200 Empl-Per D	1,600	0	1,600	1,034.76	615.45	-50.21	103.1%*
57070 66500 Empl-Perso	1,000	0	1,000	545.42	533.75	-79.17	107.9%*
57070 67100 Util-Elct	5,000	0	5,000	3,618.69	1,708.58	-327.27	106.5%*
57070 67200 Util-Gas	1,400	0	1,400	2,309.84	690.16	-1,600.00	214.3%*
57070 67400 Util-Telep	5,000	0	5,000	4,347.31	5,933.82	-5,281.13	205.6%*
57070 67500 Util-water	2,500	0	2,500	1,654.43	745.57	100.00	96.0%
57070 80300 Cap-Improv	8,435	0	8,435	.00	.00	8,435.00	.0%
57070 80500 Cap-Equipm	1,750,604	20,924	1,771,528	125,969.48	88,322.98	1,557,235.54	12.1%

YEAR-TO-DATE BUDGET REPORT

FOR 2023 09								
ACCOUNTS FOR:	ORIGINAL	TRANFRS/	REVISED				AVAILABLE	PCT
570 Municipal Transit	APPROP	ADJSTMTS	BUDGET	YTD	ACTUAL	ENCUMBRANCES	BUDGET	USE/COL
TOTAL Municipal Transit	3,104,787	59,435	3,164,222	1,110,466.48		138,347.93	1,915,407.46	39.5%
TOTAL Municipal Transit	-199,331	0	-199,331	-27,157.14		138,347.93	-310,521.79	-55.8%
TOTAL REVENUES	-3,304,118	-59,435	-3,363,553	-1,137,623.62		.00	-2,225,929.25	
TOTAL EXPENSES	3,104,787	59,435	3,164,222	1,110,466.48		138,347.93	1,915,407.46	

YEAR-TO-DATE BUDGET REPORT

FOR 2023 09								
ACCOUNTS FOR:	ORIGINAL	TRANFRS/	REVISED				AVAILABLE	PCT
580 CDBG Grant	APPROP	ADJSTMTS	BUDGET	YTD ACTUAL	ENCUMBRANCES		BUDGET	USE/COL
580 CDBG Grant								
580 37199 State-Misc	-161,704	0	-161,704	.00	.00		-161,703.57	.0%*
580 37290 Federal-Mi	-54,848	0	-54,848	.00	.00		-54,848.00	.0%*
TOTAL CDBG Grant	-216,552	0	-216,552	.00	.00		-216,551.57	.0%

YEAR-TO-DATE BUDGET REPORT

FOR 2023 09

ACCOUNTS FOR:	ORIGINAL APPROP	TRANFRS/ ADJSTMTS	REVISED BUDGET	YTD ACTUAL	ENCUMBRANCES	AVAILABLE BUDGET	PCT USE/COL
580 CDBG Grant							
58080 CDBG Grant							
58080 80200 Cap-Buildi	45,882	0	45,882	45,881.54	.00	.00	100.0%
58080 80300 Cap-Improv	61,117	0	61,117	60,859.14	.00	258.27	99.6%
TOTAL CDBG Grant	106,999	0	106,999	106,740.68	.00	258.27	99.8%
TOTAL CDBG Grant	-109,553	0	-109,553	106,740.68	.00	-216,293.30	-97.4%
TOTAL REVENUES	-216,552	0	-216,552	.00	.00	-216,551.57	
TOTAL EXPENSES	106,999	0	106,999	106,740.68	.00	258.27	

YEAR-TO-DATE BUDGET REPORT

FOR 2023 09

ACCOUNTS FOR:	ORIGINAL APPROP	TRANFRS/ ADJSTMTS	REVISED BUDGET	YTD ACTUAL	ENCUMBRANCES	AVAILABLE BUDGET	PCT USE/COL
590 American Rescue Plan Act							
590 American Rescue Plan Act							
590 37199 State-Misc	-3,681,801	0	-3,681,801	-3,681,801.00	.00	.00	100.0%
590 45000 Transfer-T	3,681,801	0	3,681,801	3,681,801.00	.00	.00	100.0%
TOTAL American Rescue Plan Act	0	0	0	.00	.00	.00	.0%
TOTAL American Rescue Plan Act	0	0	0	.00	.00	.00	.0%
TOTAL REVENUES	-3,681,801	0	-3,681,801	-3,681,801.00	.00	.00	
TOTAL EXPENSES	3,681,801	0	3,681,801	3,681,801.00	.00	.00	

YEAR-TO-DATE BUDGET REPORT

FOR 2023 09

ACCOUNTS FOR:	ORIGINAL APPROP	TRANFRS/ ADJSTMTS	REVISED BUDGET	YTD ACTUAL	ENCUMBRANCES	AVAILABLE BUDGET	PCT USE/COL
600 LT-Promotional							
600 LT-Promotional							
600 30400 LT-Promo	-750,000	0	-750,000	-848,907.70	.00	98,907.70	113.2%
600 30401 LT-Pro-Pen	0	0	0	-2,063.36	.00	2,063.36	100.0%
TOTAL LT-Promotional	-750,000	0	-750,000	-850,971.06	.00	100,971.06	113.5%

YEAR-TO-DATE BUDGET REPORT

FOR 2023 09							
ACCOUNTS FOR:	ORIGINAL	TRANFRS/	REVISED			AVAILABLE	PCT
600 LT-Promotional	APPROP	ADJSTMTS	BUDGET	YTD ACTUAL	ENCUMBRANCES	BUDGET	USE/COL
60000 LT-Promotional							
60000 68400 LT-Promo-C	333,918	85,000	418,918	184,620.61	97,034.52	137,262.87	67.2%
60000 68700 LT-Promo-O	938,215	285,300	1,223,515	721,952.69	418,587.93	82,974.38	93.2%
60000 80500 Cap-Equipm	1,500,000	0	1,500,000	371,126.01	567,525.99	561,348.00	62.6%
TOTAL LT-Promotional	2,772,133	370,300	3,142,433	1,277,699.31	1,083,148.44	781,585.25	75.1%
TOTAL LT-Promotional	2,022,133	370,300	2,392,433	426,728.25	1,083,148.44	882,556.31	63.1%
TOTAL REVENUES	-750,000	0	-750,000	-850,971.06	.00	100,971.06	
TOTAL EXPENSES	2,772,133	370,300	3,142,433	1,277,699.31	1,083,148.44	781,585.25	

YEAR-TO-DATE BUDGET REPORT

FOR 2023 09

ACCOUNTS FOR:	ORIGINAL APPROP	TRANFRS/ ADJSTMTS	REVISED BUDGET	YTD ACTUAL	ENCUMBRANCES	AVAILABLE BUDGET	PCT USE/COL
650 LT-Non Promotional							
650 LT-Non Promotional							
650 30402 LT-NP	-1,100,000	0	-1,100,000	-1,273,362.57	.00	173,362.57	115.8%
650 30403 LT-NP Pen	0	0	0	-3,095.07	.00	3,095.07	100.0%
TOTAL LT-Non Promotional	-1,100,000	0	-1,100,000	-1,276,457.64	.00	176,457.64	116.0%

YEAR-TO-DATE BUDGET REPORT

FOR 2023 09

ACCOUNTS FOR:	ORIGINAL APPROP	TRANFRS/ADJSTMTS	REVISED BUDGET	YTD ACTUAL	ENCUMBRANCES	AVAILABLE BUDGET	PCT USE/COL
650 LT-Non Promotional							
65000 LT-Non Promotional							
65000 61200 ConProf-Ge	2,500	0	2,500	4,599.00	.00	-2,099.00	184.0%*
65000 68400 LT-City	347,500	-4,000	343,500	297,330.78	30,000.00	16,169.22	95.3%
65000 68700 LT-Outside	459,500	0	459,500	264,261.01	195,238.99	.00	100.0%
65000 80300 Cap-Improv	1,677,513	4,000	1,681,513	1,465,681.62	125,318.64	90,512.70	94.6%
65000 80500 Cap-Equipm	40,000	70,000	110,000	.00	86,596.07	23,403.93	78.7%
TOTAL LT-Non Promotional	2,527,013	70,000	2,597,013	2,031,872.41	437,153.70	127,986.85	95.1%
TOTAL LT-Non Promotional	1,427,013	70,000	1,497,013	755,414.77	437,153.70	304,444.49	79.7%
TOTAL REVENUES	-1,100,000	0	-1,100,000	-1,276,457.64	.00	176,457.64	
TOTAL EXPENSES	2,527,013	70,000	2,597,013	2,031,872.41	437,153.70	127,986.85	

YEAR-TO-DATE BUDGET REPORT

FOR 2023 09

ACCOUNTS FOR:	ORIGINAL APPROP	TRANFRS/ ADJSTMTS	REVISED BUDGET	YTD ACTUAL	ENCUMBRANCES	AVAILABLE BUDGET	PCT USE/COL
---------------	-----------------	-------------------	----------------	------------	--------------	------------------	-------------

680 LT-Discretionary

680 30404 LT-Discret	-1,100,000	0	-1,100,000	-1,018,692.45	.00	-81,307.55	92.6%*
680 30405 LT-DisPen	0	0	0	-1,448.23	.00	1,448.23	100.0%
680 45000 Tran-TO-E	0	475,000	475,000	150,000.00	.00	325,000.00	31.6%
TOTAL LT-Discretionary	-1,100,000	475,000	-625,000	-870,140.68	.00	245,140.68	139.2%

YEAR-TO-DATE BUDGET REPORT

FOR 2023 09							
ACCOUNTS FOR:	ORIGINAL	TRANFRS/	REVISED			AVAILABLE	PCT
680 LT-Discretionary	APPROP	ADJSTMTS	BUDGET	YTD ACTUAL	ENCUMBRANCES	BUDGET	USE/COL
68000 LT-Discretionary							
68000 80300 Cap-Build	300,000	1,050,000	1,350,000	1,024,889.23	.00	325,110.77	75.9%
TOTAL LT-Discretionary	300,000	1,050,000	1,350,000	1,024,889.23	.00	325,110.77	75.9%
TOTAL LT-Discretionary	-800,000	1,525,000	725,000	154,748.55	.00	570,251.45	21.3%
TOTAL REVENUES	-1,100,000	0	-1,100,000	-1,020,140.68	.00	-79,859.32	
TOTAL EXPENSES	300,000	1,525,000	1,825,000	1,174,889.23	.00	650,110.77	

YEAR-TO-DATE BUDGET REPORT

FOR 2023 09							
ACCOUNTS FOR:	ORIGINAL	TRANFRS/	REVISED			AVAILABLE	PCT
700 Water & Sewer	APPROP	ADJSTMTS	BUDGET	YTD ACTUAL	ENCUMBRANCES	BUDGET	USE/COL
700 Water & Sewer							
700 33006 Fees-Late	-84,000	0	-84,000	-204,340.68	.00	120,340.68	243.3%
700 33008 Fees-Lien	-500	0	-500	-562.58	.00	62.58	112.5%
700 33011 Fees-NSF	-2,000	0	-2,000	-1,310.00	.00	-690.00	65.5%*
700 33019 W&S Connec	0	0	0	-3,751.40	.00	3,751.40	100.0%
700 33020 W&S Reconn	0	0	0	-91,040.76	.00	91,040.76	100.0%
700 33021 W&S Tap Fe	-110,000	0	-110,000	-122,121.20	.00	12,121.20	111.0%
700 34200 Septage	-510,000	0	-510,000	-342,720.83	.00	-167,279.17	67.2%*
700 34210 Effluent	-2,000	0	-2,000	-6,836.90	.00	4,836.90	341.8%
700 34220 Services-C	-5,500,000	0	-5,500,000	-4,618,435.20	.00	-881,564.80	84.0%*
700 34230 Services-L	0	0	0	-14,630.82	.00	14,630.82	100.0%
700 34240 Services-D	-1,000,000	0	-1,000,000	-909,772.93	.00	-90,227.07	91.0%*
700 34250 Services-S	-4,900,000	0	-4,900,000	-4,115,863.84	.00	-784,136.16	84.0%*
700 34260 W&S Analys	-37,000	0	-37,000	-33,086.41	.00	-3,913.59	89.4%*
700 36000 CD Interes	0	0	0	-12,697.29	.00	12,697.29	100.0%
700 36040 Interest-M	-16,000	0	-16,000	-75,465.11	.00	59,465.11	471.7%
700 37135 State-Legi	-7,448,401	0	-7,448,401	.00	.00	-7,448,401.00	.0%*
700 37191 State-NMED	-376,323	0	-376,323	-6,141.08	.00	-370,181.92	1.6%*
700 38007 Misc-Long/	0	0	0	119.57	.00	-119.57	100.0%*
700 38090 Misc-All O	0	0	0	-3,272.81	.00	3,272.81	100.0%
700 40000 Trans-IN	-1,500,000	-188,134	-1,688,134	-1,688,134.28	.00	.00	100.0%
700 45000 Transfer-T	350,000	0	350,000	350,000.00	.00	.00	100.0%
TOTAL Water & Sewer	-21,136,224	-188,134	-21,324,358	-11,900,064.55	.00	-9,424,293.73	55.8%

YEAR-TO-DATE BUDGET REPORT

FOR 2023 09

ACCOUNTS FOR:	ORIGINAL APPROP	TRANFRS/ADJSTMTS	REVISED BUDGET	YTD ACTUAL	ENCUMBRANCES	AVAILABLE BUDGET	PCT USE/COL
---------------	-----------------	------------------	----------------	------------	--------------	------------------	-------------

70000 Water

70000 50500 Labor-Regu	1,780,525	0	1,780,525	997,249.86	.00	783,275.14	56.0%
70000 51000 Labor-OT	173,741	0	173,741	140,987.81	.00	32,753.19	81.1%
70000 51100 Labor-DT	0	0	0	10,887.62	.00	-10,887.62	100.0%*
70000 52000 Labor-Vaca	0	0	0	112,068.87	.00	-112,068.87	100.0%*
70000 52100 Labor-Holi	0	0	0	56,490.35	.00	-56,490.35	100.0%*
70000 53000 Labor-Sick	0	0	0	63,837.73	.00	-63,837.73	100.0%*
70000 54000 Labor-Othe	6,750	0	6,750	5,897.00	.00	853.00	87.4%
70000 55000 Labor-Allo	31,282	0	31,282	31,512.00	.00	-230.00	100.7%*
70000 56000 Labor-Heal	0	90,233	90,233	87,547.22	.00	2,685.59	97.0%
70000 58000 Associated	369,690	0	369,690	250,952.80	.00	118,737.20	67.9%
70000 58100 Associated	142,613	6,714	149,327	108,372.27	.00	40,955.21	72.6%
70000 58200 Associated	182,491	0	182,491	123,344.81	.00	59,146.19	67.6%
70000 58300 Associated	35,448	0	35,448	24,064.02	.00	11,383.98	67.9%
70000 58900 Associated	270	0	270	187.10	.00	82.90	69.3%
70000 61200 ConProf-Ge	279,000	0	279,000	200,953.22	209,370.73	-131,323.95	147.1%*
70000 61550 ConProf-Le	0	0	0	1,850.32	.00	-1,850.32	100.0%*
70000 61900 ConProf-Mi	0	0	0	1,771.56	408.44	-2,180.00	100.0%*
70000 63350 Fees-Water	83,800	0	83,800	53,846.34	1,000.00	28,953.66	65.4%
70000 63400 Fees-Water	20,000	0	20,000	20,000.00	.00	.00	100.0%
70000 63900 Fees-Misc	0	0	0	.00	375.00	-375.00	100.0%*
70000 64075 Ops-Books	0	0	0	763.66	28.42	-792.08	100.0%*
70000 64115 Ops-Comp H	0	0	0	123.81	.00	-123.81	100.0%*
70000 64425 Ops-Landsc	3,000	0	3,000	3,150.04	2,249.00	-2,399.04	180.0%*
70000 64475 Ops-Materi	200,000	31,750	231,750	133,778.05	66,871.03	31,100.92	86.6%
70000 64575 Ops-PPE	15,000	0	15,000	11,378.09	662.84	2,959.07	80.3%
70000 64600 Ops-Postag	19,900	0	19,900	19,094.57	4,963.21	-4,157.78	120.9%*
70000 64675 Ops-Safety	5,000	0	5,000	592.55	2,190.95	2,216.50	55.7%
70000 64775 Ops-Tools	30,000	0	30,000	36,816.91	3,897.04	-10,713.95	135.7%*
70000 64800 Ops-Unifor	14,500	0	14,500	6,429.49	.00	8,070.51	44.3%
70000 64825 Ops-Vehicl	75,000	0	75,000	65,016.65	42,483.35	-32,500.00	143.3%*
70000 64990 Ops-Misc	0	0	0	635.01	.00	-635.01	100.0%*
70000 65000 Maint-Buil	30,000	0	30,000	34,578.00	6,042.94	-10,620.94	135.4%*
70000 65050 Maint-Equi	130,000	0	130,000	81,587.38	8,540.78	39,871.84	69.3%
70000 65350 Maint-Serv	640,000	0	640,000	312,684.11	13,231.60	314,084.29	50.9%
70000 65550 Maint-Vehi	90,000	0	90,000	62,145.81	10,117.51	17,736.68	80.3%
70000 65900 Maint-Misc	0	0	0	460.34	1,928.73	-2,389.07	100.0%*
70000 66000 Empl-Dues	3,800	0	3,800	2,161.00	2,705.00	-1,066.00	128.1%*
70000 66100 Empl-Train	7,000	0	7,000	973.00	3,300.00	2,727.00	61.0%
70000 66200 Empl-Per D	1,500	0	1,500	.00	.00	1,500.00	.0%
70000 66500 Empl-Perso	200	0	200	551.93	71.50	-423.43	311.7%*

YEAR-TO-DATE BUDGET REPORT

FOR 2023 09							
ACCOUNTS FOR:	ORIGINAL	TRANFRS/	REVISED			AVAILABLE	PCT
700 Water & Sewer	APPROP	ADJSTMTS	BUDGET	YTD ACTUAL	ENCUMBRANCES	BUDGET	USE/COL
70000 67100 Util-Elect	550,000	0	550,000	417,403.05	322,810.24	-190,213.29	134.6%*
70000 67200 Util-Gas	5,000	0	5,000	3,083.90	416.10	1,500.00	70.0%
70000 67400 Util-Telep	40,000	0	40,000	23,769.33	20,853.34	-4,622.67	111.6%*
70000 67500 Util-Water	5,000	0	5,000	2,177.14	622.86	2,200.00	56.0%
70000 80300 Cap-Improv	147,717	0	147,717	63,705.96	7,895.42	76,115.96	48.5%
70000 80400 Cap-Infras	5,490,308	200,000	5,690,308	2,041,041.22	1,576,763.66	2,072,503.09	63.6%
70000 80500 Cap-Equipm	295,920	-31,750	264,170	95,669.77	159,351.00	9,149.41	96.5%
TOTAL Water	10,904,455	296,947	11,201,403	5,711,591.67	2,469,150.69	3,020,660.42	73.0%

YEAR-TO-DATE BUDGET REPORT

FOR 2023 09

ACCOUNTS FOR:	ORIGINAL APPROP	TRANFRS/ADJSTMTS	REVISED BUDGET	YTD ACTUAL	ENCUMBRANCES	AVAILABLE BUDGET	PCT USE/COL
700 Water & Sewer							
70001 waste water							
70001 50500 Labor-Regu	680,379	0	680,379	375,733.22	.00	304,645.78	55.2%
70001 51000 Labor-OT	13,141	0	13,141	6,403.38	.00	6,737.62	48.7%
70001 51100 Labor-DT	0	0	0	12,777.74	.00	-12,777.74	100.0%*
70001 52000 Labor-Vaca	0	0	0	20,871.75	.00	-20,871.75	100.0%*
70001 52100 Labor-Holi	0	0	0	24,926.54	.00	-24,926.54	100.0%*
70001 53000 Labor-Sick	0	0	0	20,317.24	.00	-20,317.24	100.0%*
70001 54000 Labor-Othe	2,250	0	2,250	875.00	.00	1,375.00	38.9%
70001 55000 Labor-Allo	11,024	0	11,024	7,937.00	.00	3,087.00	72.0%
70001 56000 Labor-Heal	0	29,651	29,651	29,650.62	.00	.00	100.0%
70001 58000 Associated	162,786	0	162,786	83,894.31	.00	78,891.69	51.5%
70001 58100 Associated	50,910	2,268	53,178	36,121.02	.00	17,057.25	67.9%
70001 58200 Associated	69,865	0	69,865	44,359.33	.00	25,505.67	63.5%
70001 58300 Associated	13,570	0	13,570	8,654.58	.00	4,915.42	63.8%
70001 58900 Associated	100	0	100	59.80	.00	40.20	59.8%
70001 61200 ConProf-Ge	36,000	0	36,000	13,434.65	5,920.32	16,645.03	53.8%
70001 61900 ConProf-Mi	0	0	0	489.63	310.37	-800.00	100.0%*
70001 63300 Fees-Publi	1,000	0	1,000	.00	.00	1,000.00	.0%
70001 64425 Ops-Landsc	0	0	0	450.18	.00	-450.18	100.0%*
70001 64475 Ops-Materi	90,000	0	90,000	79,522.49	16,814.73	-6,337.22	107.0%*
70001 64575 Ops-PPE	5,000	0	5,000	264.40	.00	4,735.60	5.3%
70001 64600 Ops-Postag	18,500	0	18,500	18,035.00	4,715.00	-4,250.00	123.0%*
70001 64675 Ops-Safety	0	0	0	1,314.00	.00	-1,314.00	100.0%*
70001 64775 Ops-Tools	30,000	0	30,000	2,901.91	560.23	26,537.86	11.5%
70001 64800 Ops-Unifor	3,300	0	3,300	3,529.19	.00	-229.19	106.9%*
70001 64825 Ops-Vehicl	5,500	0	5,500	3,677.20	2,343.90	-521.10	109.5%*
70001 64990 Ops-Misc	0	0	0	-.01	.00	.01	100.0%
70001 65000 Maint-Buil	8,500	0	8,500	3,151.29	889.87	4,458.84	47.5%
70001 65050 Maint-Equi	200,000	0	200,000	74,601.17	68,028.86	57,369.97	71.3%
70001 65350 Maint-Serv	0	0	0	31.75	.00	-31.75	100.0%*
70001 65550 Maint-Vehi	5,000	0	5,000	2,590.26	283.06	2,126.68	57.5%
70001 66000 Empl-Dues	1,600	0	1,600	318.00	200.00	1,082.00	32.4%
70001 66100 Empl-Train	5,000	0	5,000	600.00	.00	4,400.00	12.0%
70001 66200 Empl-Per D	4,200	0	4,200	1,288.00	.00	2,912.00	30.7%
70001 66500 Empl-Perso	300	0	300	955.11	150.00	-805.11	368.4%*
70001 67100 Util-Elect	110,000	0	110,000	106,613.49	57,117.19	-53,730.68	148.8%*
70001 67400 Util-Telep	5,000	0	5,000	3,196.59	1,005.81	797.60	84.0%
70001 67500 Util-water	1,000	0	1,000	724.49	775.51	-500.00	150.0%*
70001 80400 Cap-Infras	550,000	0	550,000	.00	.00	550,000.00	.0%
70001 80500 Cap-Equipm	685,135	0	685,135	138,199.08	321,331.66	225,603.83	67.1%
TOTAL Waste Water	2,769,060	31,919	2,800,978	1,128,469.40	480,446.51	1,192,062.55	57.4%

YEAR-TO-DATE BUDGET REPORT

FOR 2023 09			ORIGINAL	TRANFRS/	REVISED	YTD	ENCUMBRANCES	AVAILABLE	PCT
ACCOUNTS FOR:			APPROP	ADJSTMNTS	BUDGET	ACTUAL		BUDGET	USE/COL
700	Water & Sewer								
70002 Double Eagle									
70002	50500	Labor-Regu	524,733	0	524,733	316,249.58	.00	208,483.42	60.3%
70002	51000	Labor-OT	56,364	0	56,364	63,218.15	.00	-6,854.15	112.2%*
70002	51100	Labor-DT	0	0	0	6,127.98	.00	-6,127.98	100.0%*
70002	52000	Labor-Vaca	0	0	0	13,578.59	.00	-13,578.59	100.0%*
70002	52100	Labor-Holi	0	0	0	11,583.38	.00	-11,583.38	100.0%*
70002	53000	Labor-Sick	0	0	0	8,090.21	.00	-8,090.21	100.0%*
70002	54000	Labor-Othe	2,000	0	2,000	1,620.50	.00	379.50	81.0%
70002	55000	Labor-Allo	8,268	0	8,268	5,459.00	.00	2,809.00	66.0%
70002	56000	Labor-Heal	0	25,406	25,406	25,405.68	.00	.00	100.0%
70002	58000	Associated	122,487	0	122,487	72,227.24	.00	50,259.76	59.0%
70002	58100	Associated	42,391	1,944	44,335	32,492.07	.00	11,842.46	73.3%
70002	58200	Associated	51,975	0	51,975	34,647.67	.00	17,327.33	66.7%
70002	58300	Associated	10,096	0	10,096	6,759.49	.00	3,336.51	67.0%
70002	58900	Associated	80	0	80	48.30	.00	31.70	60.4%
70002	61200	ConProf-Ge	84,000	0	84,000	13,133.77	43,835.79	27,030.44	67.8%
70002	64475	Ops-Materi	46,700	0	46,700	8,030.72	404.76	38,264.52	18.1%
70002	64575	Ops-PPE	5,000	0	5,000	1,932.46	.00	3,067.54	38.6%
70002	64600	Ops-Postag	200	0	200	94.80	.00	105.20	47.4%
70002	64775	Ops-Tools	10,000	0	10,000	3,984.14	125.94	5,889.92	41.1%
70002	64800	Ops-Unifor	2,800	0	2,800	953.00	.00	1,847.00	34.0%
70002	64825	Ops-Vehicl	43,000	0	43,000	25,042.20	24,957.80	-7,000.00	116.3%*
70002	65000	Maint-Buil	0	0	0	114.89	.00	-114.89	100.0%*
70002	65050	Maint-Equi	70,000	0	70,000	28,158.93	10,573.02	31,268.05	55.3%
70002	65350	Maint-Serv	80,000	0	80,000	18,745.33	.00	61,254.67	23.4%
70002	65550	Maint-Vehi	20,000	0	20,000	24,001.49	2,105.36	-6,106.85	130.5%*
70002	66000	Empl-Dues	700	0	700	318.00	182.00	200.00	71.4%
70002	66100	Empl-Train	3,000	0	3,000	.00	500.00	2,500.00	16.7%
70002	66200	Empl-Per D	100	0	100	60.00	.00	40.00	60.0%
70002	66500	Empl-Perso	400	0	400	.00	.00	400.00	.0%
70002	67100	Util-Elect	100,000	0	100,000	107,845.23	31,354.77	-39,200.00	139.2%*
70002	67200	Util-Gas	1,000	0	1,000	787.68	912.32	-700.00	170.0%*
70002	67400	Util-Telep	2,200	0	2,200	3,264.99	6,635.01	-7,700.00	450.0%*
70002	67500	Util-Water	500	0	500	231.51	794.24	-525.75	205.2%*
70002	80400	Cap-Infras	3,700,000	0	3,700,000	113,464.55	129,373.45	3,457,162.00	6.6%
70002	80500	Cap-Equipm	350,000	-200,000	150,000	.00	.00	150,000.00	.0%
TOTAL Double Eagle			5,337,994	-172,651	5,165,343	947,671.53	251,754.46	3,965,917.22	23.2%

YEAR-TO-DATE BUDGET REPORT

FOR 2023 09								
ACCOUNTS FOR:	ORIGINAL	TRANFRS/	REVISED	YTD	ENCUMBRANCES	AVAILABLE	PCT	
700 Water & Sewer	APPROP	ADJSTMNTS	BUDGET	ACTUAL		BUDGET	USE/COL	
70003 Collection System								
70003 50500 Labor-Regu	382,446	0	382,446	214,171.01	.00	168,274.99	56.0%	
70003 51000 Labor-OT	39,396	0	39,396	20,596.11	.00	18,799.89	52.3%	
70003 51100 Labor-DT	0	0	0	950.04	.00	-950.04	100.0%*	
70003 52000 Labor-Vaca	0	0	0	11,916.78	.00	-11,916.78	100.0%*	
70003 52100 Labor-Holi	0	0	0	12,375.52	.00	-12,375.52	100.0%*	
70003 53000 Labor-Sick	0	0	0	13,200.32	.00	-13,200.32	100.0%*	
70003 54000 Labor-Othe	1,500	0	1,500	1,176.00	.00	324.00	78.4%	
70003 55000 Labor-Allo	7,640	0	7,640	4,833.75	.00	2,806.25	63.3%	
70003 56000 Labor-Heal	0	14,235	14,235	14,234.89	.00	.00	100.0%	
70003 58000 Associated	79,374	0	79,374	41,523.99	.00	37,850.01	52.3%	
70003 58100 Associated	31,510	1,089	32,599	21,398.94	.00	11,200.03	65.6%	
70003 58200 Associated	39,395	0	39,395	25,757.59	.00	13,637.41	65.4%	
70003 58300 Associated	7,654	0	7,654	5,030.15	.00	2,623.85	65.7%	
70003 58900 Associated	60	0	60	34.50	.00	25.50	57.5%	
70003 61200 ConProf-Ge	3,400	0	3,400	1,296.84	2,028.04	75.12	97.8%	
70003 61900 ConProf-Mi	0	0	0	.00	19,000.00	-19,000.00	100.0%*	
70003 64475 Ops-Materi	33,000	0	33,000	18,727.55	49.86	14,222.59	56.9%	
70003 64575 Ops-PPE	0	0	0	552.16	14.18	-566.34	100.0%*	
70003 64600 Ops-Postag	0	0	0	614.40	.00	-614.40	100.0%*	
70003 64775 Ops-Tools	15,000	0	15,000	4,492.55	27.15	10,480.30	30.1%	
70003 64800 Ops-Unifor	3,200	0	3,200	1,148.24	.00	2,051.76	35.9%	
70003 64825 Ops-Vehicl	42,000	0	42,000	37,721.91	12,778.09	-8,500.00	120.2%*	
70003 65000 Maint-Buil	10,000	0	10,000	.00	.00	10,000.00	.0%	
70003 65050 Maint-Equi	40,000	0	40,000	21,555.48	14,550.62	3,893.90	90.3%	
70003 65350 Maint-Serv	75,000	0	75,000	38,713.22	3,106.26	33,180.52	55.8%	
70003 65550 Maint-Vehi	30,000	0	30,000	17,197.85	2,217.65	10,584.50	64.7%	
70003 66000 Empl-Dues	700	0	700	265.00	235.00	200.00	71.4%	
70003 66100 Empl-Train	5,000	0	5,000	840.00	2,500.00	1,660.00	66.8%	
70003 66200 Empl-Per D	1,600	0	1,600	1,266.00	.00	334.00	79.1%	
70003 66500 Empl-Perso	500	0	500	58.68	110.00	331.32	33.7%	
70003 66600 Empl-Servi	100	0	100	.00	.00	100.00	.0%	
70003 67100 Util-Elect	65,000	0	65,000	57,667.77	32,834.83	-25,502.60	139.2%*	
70003 67400 Util-Telep	10,000	0	10,000	5,631.60	4,368.40	.00	100.0%	
70003 67500 Util-Water	12,000	0	12,000	9,893.42	5,106.58	-3,000.00	125.0%*	
70003 80300 Cap-Improv	4,370,827	0	4,370,827	423,883.58	2,797,729.42	1,149,213.63	73.7%	
70003 80400 Cap-Infras	3,372,218	0	3,372,218	154,798.09	245,281.63	2,972,138.70	11.9%	
70003 80500 Cap-Equipm	0	0	0	.00	.00	.00	.0%	
TOTAL Collection System	8,678,520	15,324	8,693,844	1,183,523.93	3,141,937.71	4,368,382.27	49.8%	

YEAR-TO-DATE BUDGET REPORT

FOR 2023 09									
ACCOUNTS FOR:		ORIGINAL	TRANFRS/	REVISED			AVAILABLE	PCT	
700	Water & Sewer	APPROP	ADJSTMNTS	BUDGET	YTD ACTUAL	ENCUMBRANCES	BUDGET	USE/COL	
70004 Lab Environmental Services									
70004	50500	Labor-Regu	261,372	0	261,372	152,303.40	.00	109,068.60	58.3%
70004	51000	Labor-OT	4,278	0	4,278	614.17	.00	3,663.83	14.4%
70004	51100	Labor-DT	0	0	0	5,252.96	.00	-5,252.96	100.0%*
70004	52000	Labor-Vaca	0	0	0	19,699.34	.00	-19,699.34	100.0%*
70004	52100	Labor-Holi	0	0	0	9,312.00	.00	-9,312.00	100.0%*
70004	53000	Labor-Sick	0	0	0	10,798.06	.00	-10,798.06	100.0%*
70004	54000	Labor-Othe	750	0	750	375.00	.00	375.00	50.0%
70004	55000	Labor-Allo	3,506	0	3,506	2,682.50	.00	823.50	76.5%
70004	56000	Labor-Heal	0	15,416	15,416	15,415.73	.00	.00	100.0%
70004	58000	Associated	59,551	0	59,551	43,565.80	.00	15,985.20	73.2%
70004	58100	Associated	19,073	1,179	20,252	15,442.89	.00	4,809.41	76.3%
70004	58200	Associated	26,673	0	26,673	19,673.44	.00	6,999.56	73.8%
70004	58300	Associated	5,180	0	5,180	3,838.31	.00	1,341.69	74.1%
70004	58900	Associated	30	0	30	20.70	.00	9.30	69.0%
70004	61200	ConProf-Ge	3,700	0	3,700	3,704.58	5,552.53	-5,557.11	250.2%*
70004	64475	Ops-Materi	25,000	0	25,000	22,781.44	262.83	1,955.73	92.2%
70004	64600	Ops-Postag	1,500	0	1,500	37.65	500.00	962.35	35.8%
70004	64800	Ops-Unifor	1,000	0	1,000	549.92	.00	450.08	55.0%
70004	64825	Ops-Vehicl	1,400	0	1,400	974.85	425.15	.00	100.0%
70004	65000	Maint-Buil	2,000	0	2,000	860.16	539.11	600.73	70.0%
70004	65050	Maint-Equi	1,000	0	1,000	350.73	.00	649.27	35.1%
70004	65550	Maint-Vehi	200	0	200	35.98	.00	164.02	18.0%
70004	66000	Empl-Dues	400	0	400	265.00	.00	135.00	66.3%
70004	66100	Empl-Train	1,500	0	1,500	720.00	.00	780.00	48.0%
70004	66200	Empl-Per D	1,000	0	1,000	1,546.00	.00	-546.00	154.6%*
70004	66500	Empl-Perso	100	0	100	.00	.00	100.00	.0%
70004	67400	Util-Telep	500	0	500	265.99	234.01	.00	100.0%
TOTAL Lab Environmental Services		419,713	16,595	436,308	331,086.60	7,513.63		97,707.80	77.6%
TOTAL Water & Sewer		6,973,518	0	6,973,518	-2,597,721.42	6,350,803.00		3,220,436.53	53.8%
TOTAL REVENUES		-21,486,224	-188,134	-21,674,358	-12,250,064.55	.00		-9,424,293.73	
TOTAL EXPENSES		28,459,742	188,134	28,647,876	9,652,343.13	6,350,803.00		12,644,730.26	

YEAR-TO-DATE BUDGET REPORT

FOR 2023 09

ACCOUNTS FOR:	ORIGINAL APPROP	TRANFRS/ ADJSTMTS	REVISED BUDGET	YTD ACTUAL	ENCUMBRANCES	AVAILABLE BUDGET	PCT USE/COL
720 Solid waste Disposal							
720 Solid waste Disposal							
720 30040 GRTR-Envir	-957,000	0	-957,000	-901,641.73	.00	-55,358.27	94.2%*
720 34100 Services-S	-6,800,000	0	-6,800,000	-5,809,148.70	.00	-990,851.30	85.4%*
720 38013 Misc-Scrap	-9,000	0	-9,000	-11,445.40	.00	2,445.40	127.2%
720 40000 Trans-IN	0	-58,558	-58,558	-58,557.53	.00	.00	100.0%
720 45000 Transfer-T	1,236,000	0	1,236,000	1,236,000.00	.00	.00	100.0%
TOTAL Solid waste Disposal	-6,530,000	-58,558	-6,588,558	-5,544,793.36	.00	-1,043,764.17	84.2%

YEAR-TO-DATE BUDGET REPORT

FOR 2023 09

ACCOUNTS FOR:	ORIGINAL APPROP	TRANFRS/ADJSTMTS	REVISED BUDGET	YTD ACTUAL	ENCUMBRANCES	AVAILABLE BUDGET	PCT USE/COL
---------------	-----------------	------------------	----------------	------------	--------------	------------------	-------------

72030 Solid waste Disposals

72030 50500 Labor-Regu	1,553,217	0	1,553,217	826,965.69	.00	726,251.31	53.2%
72030 51000 Labor-OT	68,202	0	68,202	153,182.46	.00	-84,980.46	224.6%*
72030 51100 Labor-DT	0	0	0	46,660.52	.00	-46,660.52	100.0%*
72030 52000 Labor-Vaca	0	0	0	42,727.13	.00	-42,727.13	100.0%*
72030 52100 Labor-Holi	0	0	0	45,293.70	.00	-45,293.70	100.0%*
72030 53000 Labor-Sick	0	0	0	27,093.14	.00	-27,093.14	100.0%*
72030 54000 Labor-Othe	6,500	0	6,500	5,051.38	.00	1,448.62	77.7%
72030 55000 Labor-Allo	31,938	0	31,938	19,379.60	.00	12,558.40	60.7%
72030 56000 Labor-Heal	0	54,698	54,698	54,698.39	.00	.00	100.0%
72030 58000 Associated	312,158	0	312,158	168,465.05	.00	143,692.95	54.0%
72030 58100 Associated	119,954	3,859	123,813	89,181.86	.00	34,631.28	72.0%
72030 58200 Associated	159,765	0	159,765	94,927.55	.00	64,837.45	59.4%
72030 58300 Associated	31,035	0	31,035	18,526.53	.00	12,508.47	59.7%
72030 58900 Associated	260	0	260	156.10	.00	103.90	60.0%
72030 61000 ConProf-Ad	0	0	0	4,468.82	504.58	-4,973.40	100.0%*
72030 61200 ConProf-Ge	140,000	0	140,000	84,956.31	7,331.42	47,712.27	65.9%
72030 61500 ConProf-Ho	70,000	0	70,000	13,058.52	60,000.00	-3,058.52	104.4%*
72030 63225 Fees-NMTRD	45,000	0	45,000	34,874.26	.00	10,125.74	77.5%
72030 64425 Ops-Landsc	1,000	0	1,000	.00	.00	1,000.00	.0%
72030 64475 Ops-Materi	50,000	0	50,000	57,799.47	4,613.75	-12,413.22	124.8%*
72030 64575 Ops-PPE	0	0	0	297.72	.00	-297.72	100.0%*
72030 64600 Ops-Postag	25,000	0	25,000	22,362.30	1,356.42	1,281.28	94.9%
72030 64750 Ops-SWD Co	300,000	0	300,000	24,440.86	7,496.00	268,063.14	10.6%
72030 64775 Ops-Tools	30,000	0	30,000	2,181.78	.00	27,818.22	7.3%
72030 64800 Ops-Unifor	9,400	0	9,400	5,006.94	.00	4,393.06	53.3%
72030 64825 Ops-Vehicl	440,000	0	440,000	345,861.74	94,138.26	.00	100.0%
72030 65000 Maint-Buil	5,000	0	5,000	2,145.23	.00	2,854.77	42.9%
72030 65050 Maint-Equi	800	0	800	256.00	645.00	-101.00	112.6%*
72030 65400 Maint-SWD	84,000	0	84,000	35,591.13	.00	48,408.87	42.4%
72030 65550 Maint-Vehi	400,000	0	400,000	427,150.11	66,735.89	-93,886.00	123.5%*
72030 66000 Empl-Dues	500	0	500	280.00	.00	220.00	56.0%
72030 66100 Empl-Train	5,000	0	5,000	8,292.71	.00	-3,292.71	165.9%*
72030 66200 Empl-Per D	800	0	800	.00	.00	800.00	.0%
72030 66500 Empl-Perso	2,900	0	2,900	4,736.06	1,555.50	-3,391.56	217.0%*
72030 67100 Util-Elect	1,000	0	1,000	.00	.00	1,000.00	.0%
72030 67400 Util-Telep	700	0	700	78.20	621.80	.00	100.0%
72030 67500 Util-water	1,000	0	1,000	528.97	471.03	.00	100.0%
72030 80300 Cap-Improv	100,000	0	100,000	78,900.80	.00	21,099.20	78.9%
72030 80500 Cap-Equipm	2,700,000	1,800,000	4,500,000	2,473,395.00	1,639,252.86	387,352.14	91.4%
TOTAL Solid waste Disposals	6,695,129	1,858,558	8,553,687	5,218,972.03	1,884,722.51	1,449,991.99	83.0%

YEAR-TO-DATE BUDGET REPORT

FOR 2023 09

ACCOUNTS FOR:	ORIGINAL APPROP	TRANFRS/ ADJSTMTS	REVISED BUDGET	YTD ACTUAL	ENCUMBRANCES	AVAILABLE BUDGET	PCT USE/COL
720 Solid Waste Disposal							
72031 Sandpoint Landfill							
72031 64400 ops-Landfi	1,500,000	0	1,500,000	348,492.58	779,941.74	371,565.68	75.2%
TOTAL Sandpoint Landfill	1,500,000	0	1,500,000	348,492.58	779,941.74	371,565.68	75.2%
TOTAL Solid Waste Disposal	1,665,129	1,800,000	3,465,129	22,671.25	2,664,664.25	777,793.50	77.6%
TOTAL REVENUES	-7,766,000	-58,558	-7,824,558	-6,780,793.36	.00	-1,043,764.17	
TOTAL EXPENSES	9,431,129	1,858,558	11,289,687	6,803,464.61	2,664,664.25	1,821,557.67	

YEAR-TO-DATE BUDGET REPORT

FOR 2023 09

ACCOUNTS FOR:	ORIGINAL APPROP	TRANFRS/ ADJSTMTS	REVISED BUDGET	YTD ACTUAL	ENCUMBRANCES	AVAILABLE BUDGET	PCT USE/COL
750 Special Museum							
750 Special Museum							
750 33003 Fees-Class	-1,000	0	-1,000	-872.00	.00	-128.00	87.2%*
750 38090 Misc-All O	-9,000	0	-9,000	-5,199.08	.00	-3,800.92	57.8%*
TOTAL Special Museum	-10,000	0	-10,000	-6,071.08	.00	-3,928.92	60.7%

YEAR-TO-DATE BUDGET REPORT

FOR 2023 09

ACCOUNTS FOR:	ORIGINAL APPROP	TRANFRS/ ADJSTMTS	REVISED BUDGET	YTD ACTUAL	ENCUMBRANCES	AVAILABLE BUDGET	PCT USE/COL
750 Special Museum							
75060 Special Museum							
75060 61200 ConProf-Ge	1,000	0	1,000	109.89	.00	890.11	11.0%
75060 64075 Ops-Books	0	0	0	451.31	.00	-451.31	100.0%*
75060 64475 Ops-Materi	14,000	0	14,000	1,085.15	1,217.94	11,696.91	16.5%
TOTAL Special Museum	15,000	0	15,000	1,646.35	1,217.94	12,135.71	19.1%
TOTAL Special Museum	5,000	0	5,000	-4,424.73	1,217.94	8,206.79	-64.1%
TOTAL REVENUES	-10,000	0	-10,000	-6,071.08	.00	-3,928.92	
TOTAL EXPENSES	15,000	0	15,000	1,646.35	1,217.94	12,135.71	

YEAR-TO-DATE BUDGET REPORT

FOR 2023 09								
ACCOUNTS FOR:	ORIGINAL	TRANFRS/	REVISED				AVAILABLE	PCT
790 Golf Pro Shop	APPROP	ADJSTMTS	BUDGET	YTD	ACTUAL	ENCUMBRANCES	BUDGET	USE/COL
790 Golf Pro Shop								
790 32130 Permits-Go	-58,000	0	-58,000	-8,905.00		.00	-49,095.00	15.4%*
790 33005 Fees-Golf	-275,000	0	-275,000	-307,182.87		.00	32,182.87	111.7%
790 33012 Fees-Renta	0	0	0	-1,050.00		.00	1,050.00	100.0%
790 33024 Fees-RB/CT	-315,000	0	-315,000	-213,158.00		.00	-101,842.00	67.7%*
790 33028 Fees-Tourn	0	0	0	2,336.03		.00	-2,336.03	100.0%*
790 33030 Fees-Mini	0	0	0	-11,743.57		.00	11,743.57	100.0%
790 34320 Concession	0	0	0	-22,227.80		.00	22,227.80	100.0%
790 38007 Misc-Long/	0	0	0	-24.00		.00	24.00	100.0%
790 38020 Misc-Alcoh	-200,000	0	-200,000	-121,451.43		.00	-78,548.57	60.7%*
790 38025 Misc-Golf	-150,000	0	-150,000	-258,440.13		.00	108,440.13	172.3%
790 38090 Misc-All o	0	0	0	-2,625.00		.00	2,625.00	100.0%
790 40000 Trans-IN	-50,000	0	-50,000	-50,000.00		.00	.00	100.0%
TOTAL Golf Pro Shop	-1,048,000	0	-1,048,000	-994,471.77		.00	-53,528.23	94.9%

YEAR-TO-DATE BUDGET REPORT

FOR 2023 09							
ACCOUNTS FOR:	ORIGINAL	TRANFRS/	REVISED			AVAILABLE	PCT
790 Golf Pro Shop	APPROP	ADJSTMTS	BUDGET	YTD ACTUAL	ENCUMBRANCES	BUDGET	USE/COL
79090 Golf Pro Shop							
79090 61200 ConProf-Ge	43,600	0	43,600	47,061.85	13,774.02	-17,235.87	139.5%*
79090 64310 Ops-Golf M	150,000	157,343	307,343	222,251.40	63,194.76	21,896.84	92.9%
79090 64315 Ops-Golf A	100,000	0	100,000	52,861.25	5,988.21	41,150.54	58.8%
79090 64475 Ops-Materi	10,000	0	10,000	40,821.74	17,257.31	-48,079.05	580.8%*
79090 64800 Ops-Unifor	1,000	0	1,000	239.56	.00	760.44	24.0%
79090 64825 Ops-VeFuel	1,000	0	1,000	.00	.00	1,000.00	.0%
79090 65000 Maint-Buil	5,000	0	5,000	3,214.51	.00	1,785.49	64.3%
79090 65050 Maint-Equi	1,000	0	1,000	314.44	.00	685.56	31.4%
79090 65550 Maint-Vehi	4,000	0	4,000	.00	.00	4,000.00	.0%
79090 66000 Empl-Dues	500	0	500	.00	.00	500.00	.0%
79090 66100 Empl-Train	1,000	0	1,000	32.26	.00	967.74	3.2%
79090 66200 Empl-Per D	1,000	0	1,000	.00	.00	1,000.00	.0%
79090 66500 Empl-Perso	1,000	0	1,000	.00	.00	1,000.00	.0%
79090 67400 Util-Telep	0	0	0	6,323.99	2,546.53	-8,870.52	100.0%*
79090 80500 Cap-Equipm	105,000	-7,343	97,657	.00	22,657.00	75,000.00	23.2%
TOTAL Golf Pro Shop	424,100	150,000	574,100	373,121.00	125,417.83	75,561.17	86.8%
TOTAL Golf Pro Shop	-623,900	150,000	-473,900	-621,350.77	125,417.83	22,032.94	104.6%
TOTAL REVENUES	-1,048,000	0	-1,048,000	-994,471.77	.00	-53,528.23	
TOTAL EXPENSES	424,100	150,000	574,100	373,121.00	125,417.83	75,561.17	

YEAR-TO-DATE BUDGET REPORT

FOR 2023 09

ACCOUNTS FOR:	ORIGINAL APPROP	TRANFRS/ ADJSTMTS	REVISED BUDGET	YTD ACTUAL	ENCUMBRANCES	AVAILABLE BUDGET	PCT USE/COL
850 NMFA-Water & Sewer							
850 NMFA-Water & Sewer							
850 36040 Interest-M	0	0	0	-10,960.34	.00	10,960.34	100.0%
850 40000 Trans-IN	-4,108,098	-7,000,000	-11,108,098	-11,108,098.00	.00	.00	100.0%
TOTAL NMFA-Water & Sewer	-4,108,098	-7,000,000	-11,108,098	-11,119,058.34	.00	10,960.34	100.1%

YEAR-TO-DATE BUDGET REPORT

FOR 2023 09

ACCOUNTS FOR:	ORIGINAL APPROP	TRANFRS/ ADJSTMTS	REVISED BUDGET	YTD ACTUAL	ENCUMBRANCES	AVAILABLE BUDGET	PCT USE/COL
850 NMFA-Water & Sewer							
85050 NMFA-Water & Sewer							
85050 69000 Debt-Princ	1,578,996	0	1,578,996	929,905.55	.00	649,090.46	58.9%
85050 69100 Debt-Inter	499,183	0	499,183	209,832.43	.00	289,350.11	42.0%
85050 69200 Debt-Loan	70,223	0	70,223	74,142.61	.00	-3,919.75	105.6%*
TOTAL NMFA-Water & Sewer	2,148,401	0	2,148,401	1,213,880.59	.00	934,520.82	56.5%
TOTAL NMFA-Water & Sewer	-1,959,697	-7,000,000	-8,959,697	-9,905,177.75	.00	945,481.16	110.6%
TOTAL REVENUES	-4,108,098	-7,000,000	-11,108,098	-11,119,058.34	.00	10,960.34	
TOTAL EXPENSES	2,148,401	0	2,148,401	1,213,880.59	.00	934,520.82	

YEAR-TO-DATE BUDGET REPORT

FOR 2023 09								
ACCOUNTS FOR:	ORIGINAL	TRANFRS/	REVISED				AVAILABLE	PCT
900 Permanent W&S	APPROP	ADJSTMTS	BUDGET	YTD ACTUAL	ENCUMBRANCES	BUDGET	USE/COL	
900 Permanent W&S								
900 36000 Interest-C	0	0	0	-45,600.66	.00	45,600.66	100.0%	
TOTAL Permanent W&S	0	0	0	-45,600.66	.00	45,600.66	100.0%	
TOTAL Permanent W&S	0	0	0	-45,600.66	.00	45,600.66	100.0%	
TOTAL REVENUES	0	0	0	-45,600.66	.00	45,600.66		

YEAR-TO-DATE BUDGET REPORT

FOR 2023 09

ACCOUNTS FOR:	ORIGINAL APPROP	TRANFRS/ADJSTMTS	REVISED BUDGET	YTD ACTUAL	ENCUMBRANCES	AVAILABLE BUDGET	PCT USE/COL
---------------	-----------------	------------------	----------------	------------	--------------	------------------	-------------

970 Gov-Wide

970 38003 Misc-Fixed	0	0	0	64,444.36	.00	-64,444.36	100.0%*
TOTAL Gov-Wide	0	0	0	64,444.36	.00	-64,444.36	100.0%

YEAR-TO-DATE BUDGET REPORT

FOR 2023 09

ACCOUNTS FOR:	ORIGINAL APPROP	TRANFRS/ ADJSTMTS	REVISED BUDGET	YTD ACTUAL	ENCUMBRANCES	AVAILABLE BUDGET	PCT USE/COL
970 Gov-wide							
97000 FA-Gov							
97000 90300 DE-Buildin	0	0	0	1,427.42	.00	-1,427.42	100.0%*
97000 90500 DE-E&F	0	0	0	225.00	.00	-225.00	100.0%*
TOTAL FA-Gov	0	0	0	1,652.42	.00	-1,652.42	100.0%
TOTAL Gov-wide	0	0	0	66,096.78	.00	-66,096.78	100.0%
TOTAL REVENUES	0	0	0	64,444.36	.00	-64,444.36	
TOTAL EXPENSES	0	0	0	1,652.42	.00	-1,652.42	

YEAR-TO-DATE BUDGET REPORT

FOR 2023 09							
ACCOUNTS FOR:	ORIGINAL	TRANFRS/	REVISED	YTD ACTUAL	ENCUMBRANCES	AVAILABLE	PCT
980 ELEA	APPROP	ADJSTMTS	BUDGET			BUDGET	USE/COL
980 ELEA							
980 35900 Lease-Misc	-11,000	0	-11,000	.00	.00	-11,000.00	.0%*
980 38090 Misc-All O	-100,000	0	-100,000	-75,000.00	.00	-25,000.00	75.0%*
TOTAL ELEA	-111,000	0	-111,000	-75,000.00	.00	-36,000.00	67.6%

YEAR-TO-DATE BUDGET REPORT

FOR 2023 09							
ACCOUNTS FOR:	ORIGINAL	TRANFRS/	REVISED			AVAILABLE	PCT
980 ELEA	APPROP	ADJSTMTS	BUDGET	YTD ACTUAL	ENCUMBRANCES	BUDGET	USE/COL
98080 ELEA							
98080 60270 Insur-Prop	6,000	0	6,000	2,121.00	.00	3,879.00	35.4%
98080 61550 ConProf-Le	22,000	0	22,000	2,575.08	.00	19,424.92	11.7%
98080 61700 ConProf-Ou	60,000	-60,000	0	.00	.00	.00	.0%
98080 61800 ConProf-Mi	7,000	0	7,000	6,990.25	.00	9.75	99.9%
98080 61900 ConProf-Co	0	60,000	60,000	43,872.17	16,127.83	.00	100.0%
98080 63300 Fees-Publi	3,000	0	3,000	375.38	128.02	2,496.60	16.8%
98080 64475 Ops-Materi	2,000	0	2,000	.00	.00	2,000.00	.0%
98080 66200 Empl-Per D	20,000	0	20,000	.00	.00	20,000.00	.0%
TOTAL ELEA	120,000	0	120,000	55,933.88	16,255.85	47,810.27	60.2%
TOTAL ELEA	9,000	0	9,000	-19,066.12	16,255.85	11,810.27	-31.2%
TOTAL REVENUES	-111,000	0	-111,000	-75,000.00	.00	-36,000.00	
TOTAL EXPENSES	120,000	0	120,000	55,933.88	16,255.85	47,810.27	

YEAR-TO-DATE BUDGET REPORT

FOR 2023 09

	ORIGINAL APPROP	TRANFRS/ ADJSTMTS	REVISED BUDGET	YTD ACTUAL	ENCUMBRANCES	AVAILABLE BUDGET	PCT USE/COL
GRAND TOTAL	30,748,718	8,446,534	39,195,252	-9,821,325.32	23,782,884.94	25,233,692.41	35.6%

** END OF REPORT - Generated by Melissa Salcido **

13. Check Register for Current Period ONLY

VENDOR	NAME	NAME2	DBA	CITY	STATE	P.O.	CHECK NO	INVOICE NET	INVOICE DESCRIPTION	CHECK DATE
12830	4 ELEMENTS AUTOMOTIVE	DIESEL REPAIR		CARLSBAD	NM	22305163	1001054	1,371.22	gauge repair wwc 13235	3/3/2023
12830	4 ELEMENTS AUTOMOTIVE	DIESEL REPAIR		CARLSBAD	NM	22305112	1001080	751.60	Transmission line popped #11373	3/10/2023
12830	4 ELEMENTS AUTOMOTIVE	DIESEL REPAIR		CARLSBAD	NM	22304535	1001080	872.43	Accelerates on its own #14001	3/10/2023
12830	4 ELEMENTS AUTOMOTIVE	DIESEL REPAIR		CARLSBAD	NM	22305446	1001080	505.12	A/C blowing hot air #13231	3/10/2023
12830	4 ELEMENTS AUTOMOTIVE	DIESEL REPAIR		CARLSBAD	NM	22305422	1001124	2,881.83	Death Wobble, 4x4 not working #DE14792	3/17/2023
12830	4 ELEMENTS AUTOMOTIVE	DIESEL REPAIR		CARLSBAD	NM	22305052	1001124	1,626.40	F-15 PCM IGNITION MODULE	3/17/2023
595	4 ELEMENTS OILFIELD SERVICES LLC		CLEAN AIR AUTHORITY DBA 4 ELEMENTS SAFETY SERVICES	CARLSBAD	NM	22304566	311748	973.89	#12104 Needs a tune up	3/10/2023
7558	4 RIVERS EQUIPMENT	4 RIVERS HOLDINGS LLC		GREELEY	CO	22305328	1001189	161.79	SENSOR & ORING FOR ST #10923	3/31/2023
2358	4IMPRINT INC.			CHICAGO	IL	22304593	29214	899.54	Riverblitz Event Giveaways	3/17/2023
2358	4IMPRINT INC.			CHICAGO	IL	22305040	311731	917.84	PENS AND FLASHLIGHTS FOR THE SOLID WASTE DEPT	3/10/2023
2358	4IMPRINT INC.			CHICAGO	IL	22305148	311834	204.38	Tablecloth for Dr. Seuss Birthday events	3/17/2023
2358	4IMPRINT INC.			CHICAGO	IL	22304900	311920	825.74	Recruiting Swag	3/24/2023
1037	4M BUILT LLC			CARLSBAD	NM	22303482	311660	2,479.08	REPAIR UNIT 404	3/3/2023
1265	5280 PUBLISHING, INC			DENVER	CO	22300933	311732	500.00	Tourism 2022-23 year Ads	3/10/2023
835	535 GROUP LLC			MCLEAN	VA	22300093	1001125	5,000.00	Annual Lobbying Services	3/17/2023
417	90 DEGREE BENEFITS			LUBBOCK	TX		405593	101,570.26	Admin Fees	3/10/2023
148	A & S ENTERPRISES INC			ALBUQUERQUE	NM	22304937	1001056	900.00	radios for mission lift stations	3/3/2023
148	A & S ENTERPRISES INC			ALBUQUERQUE	NM	22304944	1001056	1,387.50	circuit boards and ac current switches for lift sta	3/3/2023
687	AAL FIRE & SAFETY LLC			CARLSBAD	NM	22305379	311835	558.46	Transit fire extinguisher Annual inspection	3/17/2023
1001	ACUSHNET COMPANY			BOSTON	MA	22304284	311733	263.06	Titleist Pre-Book 2023 Season	3/10/2023
1001	ACUSHNET COMPANY			BOSTON	MA	22304284	311734	190.94	Titleist Pre-Book 2023 Season	3/10/2023
1001	ACUSHNET COMPANY			BOSTON	MA	22304284	311921	278.50	Titleist Pre-Book 2023 Season	3/24/2023
1001	ACUSHNET COMPANY			BOSTON	MA	22304284	311921	1,009.22	Titleist Pre-Book 2023 Season	3/24/2023
1001	ACUSHNET COMPANY			BOSTON	MA	22304284	311921	291.18	Titleist Pre-Book 2023 Season	3/24/2023
1001	ACUSHNET COMPANY			BOSTON	MA	22304284	311921	291.18	Titleist Pre-Book 2023 Season	3/24/2023
1001	ACUSHNET COMPANY			BOSTON	MA	22304284	311921	291.18	Titleist Pre-Book 2023 Season	3/24/2023
1001	ACUSHNET COMPANY			BOSTON	MA	22304284	311921	1,739.00	Titleist Pre-Book 2023 Season	3/24/2023
1001	ACUSHNET COMPANY			BOSTON	MA	22304284	312024	1,601.52	Titleist Pre-Book 2023 Season	3/31/2023
1001	ACUSHNET COMPANY			BOSTON	MA	22304284	312024	7,051.43	Titleist Pre-Book 2023 Season	3/31/2023
223	AD VENTURE MARKETING	ATTN: LAJUANA MARTINEZ		BROWNFIELD	TX	22305365	311922	504.62	Solid Waste Dept. Ads for Focus Mag.	3/24/2023
223	AD VENTURE MARKETING	ATTN: LAJUANA MARTINEZ		BROWNFIELD	TX	22305467	312025	425.76	advertising	3/31/2023
64	ADMIN OFFICE OF THE COURTS			SANTA FE	NM		311836	4,548.00	Fees Collected in Feb 2023	3/17/2023
1033	ADMIRAL BEVERAGE CORP			ALBUQUERQUE	NM	22304493	311728	837.44	Alcohol for Pro Shop	3/6/2023
1033	ADMIRAL BEVERAGE CORP			ALBUQUERQUE	NM	22305290	311923	117.00	Alcohol for Pro Shop	3/24/2023
1033	ADMIRAL BEVERAGE CORP			ALBUQUERQUE	NM	22305290	311923	2,488.99	Alcohol for Pro Shop	3/24/2023
1033	ADMIRAL BEVERAGE CORP			ALBUQUERQUE	NM	22305706	312026	802.15	Alcohol for Pro Shop	3/31/2023
1033	ADMIRAL BEVERAGE CORP			ALBUQUERQUE	NM	22305290	312026	134.06	Alcohol for Pro Shop	3/31/2023
11317	ADVANCE AUTO PARTS	GENERAL PARTS DISTRIBUTION LLC		RALEIGH	NC	22305293	311735	40.65	Unit 1514 - Animal Control	3/10/2023
11317	ADVANCE AUTO PARTS	GENERAL PARTS DISTRIBUTION LLC		RALEIGH	NC	22305294	311735	94.88	Unit 1801 - Brakes	3/10/2023
11317	ADVANCE AUTO PARTS	GENERAL PARTS DISTRIBUTION LLC		RALEIGH	NC	22305280	311735	14.39	F-20 PINION SEAL	3/10/2023
11317	ADVANCE AUTO PARTS	GENERAL PARTS DISTRIBUTION LLC		RALEIGH	NC	22305345	311735	45.99	SHOP TOOLS	3/10/2023
11317	ADVANCE AUTO PARTS	GENERAL PARTS DISTRIBUTION LLC		RALEIGH	NC	22305397	311735	449.87	ENG - 3 STARTER(TH)F/D	3/10/2023
11317	ADVANCE AUTO PARTS	GENERAL PARTS DISTRIBUTION LLC		RALEIGH	NC	22305413	311735	478.49	402 AC Compressor	3/10/2023
11317	ADVANCE AUTO PARTS	GENERAL PARTS DISTRIBUTION LLC		RALEIGH	NC	22305172	311735	78.19	PD 1514 AC Evaporator	3/10/2023
11317	ADVANCE AUTO PARTS	GENERAL PARTS DISTRIBUTION LLC		RALEIGH	NC	22305494	311837	135.60	L- 2 CHAIN LUBE(TH)F/D	3/17/2023
11317	ADVANCE AUTO PARTS	GENERAL PARTS DISTRIBUTION LLC		RALEIGH	NC	22305411	311837	188.59	1501 -ALTERNATOR(TH)P/D	3/17/2023
11317	ADVANCE AUTO PARTS	GENERAL PARTS DISTRIBUTION LLC		RALEIGH	NC	22305624	311837	623.88	Brake Pads / Rotors - Chargers	3/17/2023
11317	ADVANCE AUTO PARTS	GENERAL PARTS DISTRIBUTION LLC		RALEIGH	NC	22304987	311837	72.98	404- BACK UP ALARM(TH)F/D	3/17/2023
11317	ADVANCE AUTO PARTS	GENERAL PARTS DISTRIBUTION LLC		RALEIGH	NC	22304952	311924	183.02	HOSE NEEDED FOR ST #9128	3/24/2023
11317	ADVANCE AUTO PARTS	GENERAL PARTS DISTRIBUTION LLC		RALEIGH	NC	22304909	311924	96.34	BELT FOR ST SWEEPER #9128	3/24/2023
11317	ADVANCE AUTO PARTS	GENERAL PARTS DISTRIBUTION LLC		RALEIGH	NC	22304280	311924	245.97	battery, hoses and garage shop supplies	3/24/2023
11317	ADVANCE AUTO PARTS	GENERAL PARTS DISTRIBUTION LLC		RALEIGH	NC	22304094	311924	32.56	TURN SIGNAL LIGHTS FOR SW UNITS	3/24/2023
11317	ADVANCE AUTO PARTS	GENERAL PARTS DISTRIBUTION LLC		RALEIGH	NC	22303735	311924	66.46	NOZZLES, VALVE, BELTS FOR PARKS #11036	3/24/2023
11317	ADVANCE AUTO PARTS	GENERAL PARTS DISTRIBUTION LLC		RALEIGH	NC	22303735	311924	(47.05)	NOZZLES, VALVE, BELTS FOR PARKS #11036	3/24/2023

VENDOR	NAME	NAME2	DBA	CITY	STATE	P.O.	CHECK NO	INVOICE NET	INVOICE DESCRIPTION	CHECK DATE
11317	ADVANCE AUTO PARTS	GENERAL PARTS DISTRIBUTION LLC		RALEIGH	NC	22303735	311924	(4.65)	NOZZLES, VALVE, BELTS FOR PARKS #11036	3/24/2023
11317	ADVANCE AUTO PARTS	GENERAL PARTS DISTRIBUTION LLC		RALEIGH	NC	22303735	311924	21.76	NOZZLES, VALVE, BELTS FOR PARKS #11036	3/24/2023
11317	ADVANCE AUTO PARTS	GENERAL PARTS DISTRIBUTION LLC		RALEIGH	NC	22304222	311924	2,003.73	hydro fluid for sw refuse trucks	3/24/2023
11317	ADVANCE AUTO PARTS	GENERAL PARTS DISTRIBUTION LLC		RALEIGH	NC	22304182	311924	1,251.98	RED COOLANT NEEDED FOR VARIOUS DEPT	3/24/2023
11317	ADVANCE AUTO PARTS	GENERAL PARTS DISTRIBUTION LLC		RALEIGH	NC	22303841	311924	339.82	BCM FOR WATER #13231	3/24/2023
11317	ADVANCE AUTO PARTS	GENERAL PARTS DISTRIBUTION LLC		RALEIGH	NC	22304341	311924	5.94	FUEL FILTER FOR FM #6471	3/24/2023
11317	ADVANCE AUTO PARTS	GENERAL PARTS DISTRIBUTION LLC		RALEIGH	NC	22303611	311924	34.27	brake parts for elec truck #13204	3/24/2023
11317	ADVANCE AUTO PARTS	GENERAL PARTS DISTRIBUTION LLC		RALEIGH	NC	22303611	311924	(5.21)	brake parts for elec truck #13204	3/24/2023
11317	ADVANCE AUTO PARTS	GENERAL PARTS DISTRIBUTION LLC		RALEIGH	NC	22303611	311924	5.21	brake parts for elec truck #13204	3/24/2023
11317	ADVANCE AUTO PARTS	GENERAL PARTS DISTRIBUTION LLC		RALEIGH	NC	22303716	311924	164.60	FILTERS NEEDED FOR VARIOUS DEPT	3/24/2023
11317	ADVANCE AUTO PARTS	GENERAL PARTS DISTRIBUTION LLC		RALEIGH	NC	22303950	311924	230.95	STARTER FOR CONST #0172	3/24/2023
11317	ADVANCE AUTO PARTS	GENERAL PARTS DISTRIBUTION LLC		RALEIGH	NC	22303722	311924	178.07	BRAKE PARTS FOR SW #15181	3/24/2023
11317	ADVANCE AUTO PARTS	GENERAL PARTS DISTRIBUTION LLC		RALEIGH	NC	22304069	311924	36.94	GLADHAND SEALS & SCREENS FOR ST #14116	3/24/2023
11317	ADVANCE AUTO PARTS	GENERAL PARTS DISTRIBUTION LLC		RALEIGH	NC	22304203	311924	154.24	coolant hoses for wwc truck #13221	3/24/2023
11317	ADVANCE AUTO PARTS	GENERAL PARTS DISTRIBUTION LLC		RALEIGH	NC	22300714	311924	488.32	HOSE AND FITTING NEEDED TO REPAIR VARIOUS SW UNITS	3/24/2023
11317	ADVANCE AUTO PARTS	GENERAL PARTS DISTRIBUTION LLC		RALEIGH	NC	22300714	311924	17.83	HOSE AND FITTING NEEDED TO REPAIR VARIOUS SW UNITS	3/24/2023
11317	ADVANCE AUTO PARTS	GENERAL PARTS DISTRIBUTION LLC		RALEIGH	NC	22300714	311924	39.55	HOSE AND FITTING NEEDED TO REPAIR VARIOUS SW UNITS	3/24/2023
11317	ADVANCE AUTO PARTS	GENERAL PARTS DISTRIBUTION LLC		RALEIGH	NC	22300714	311924	1.92	HOSE AND FITTING NEEDED TO REPAIR VARIOUS SW UNITS	3/24/2023
11317	ADVANCE AUTO PARTS	GENERAL PARTS DISTRIBUTION LLC		RALEIGH	NC	22300714	311924	48.83	HOSE AND FITTING NEEDED TO REPAIR VARIOUS SW UNITS	3/24/2023
11317	ADVANCE AUTO PARTS	GENERAL PARTS DISTRIBUTION LLC		RALEIGH	NC	22300714	311924	130.03	HOSE AND FITTING NEEDED TO REPAIR VARIOUS SW UNITS	3/24/2023
11317	ADVANCE AUTO PARTS	GENERAL PARTS DISTRIBUTION LLC		RALEIGH	NC	22300714	311924	97.54	HOSE AND FITTING NEEDED TO REPAIR VARIOUS SW UNITS	3/24/2023
11317	ADVANCE AUTO PARTS	GENERAL PARTS DISTRIBUTION LLC		RALEIGH	NC	22300714	311924	26.18	HOSE AND FITTING NEEDED TO REPAIR VARIOUS SW UNITS	3/24/2023
11317	ADVANCE AUTO PARTS	GENERAL PARTS DISTRIBUTION LLC		RALEIGH	NC	22300714	311924	39.48	HOSE AND FITTING NEEDED TO REPAIR VARIOUS SW UNITS	3/24/2023
11317	ADVANCE AUTO PARTS	GENERAL PARTS DISTRIBUTION LLC		RALEIGH	NC	22300714	311924	27.20	HOSE AND FITTING NEEDED TO REPAIR VARIOUS SW UNITS	3/24/2023
11317	ADVANCE AUTO PARTS	GENERAL PARTS DISTRIBUTION LLC		RALEIGH	NC	22305812	312027	59.10	PD 2204 air filters	3/31/2023
11012	ADVANCED PEST AND WEED	MANAGEMENT LLC		CARLSBAD	NM	22300600	1001057	48.38	Pest Control Services All Stations	3/3/2023
11012	ADVANCED PEST AND WEED	MANAGEMENT LLC		CARLSBAD	NM	22304163	1001057	161.28	Mice Control	3/3/2023
11012	ADVANCED PEST AND WEED	MANAGEMENT LLC		CARLSBAD	NM	22300523	1001057	48.38	FY23 Pest Control Services	3/3/2023
11012	ADVANCED PEST AND WEED	MANAGEMENT LLC		CARLSBAD	NM	22300072	1001057	48.38	FY 2023 - Pest Control Service	3/3/2023
11012	ADVANCED PEST AND WEED	MANAGEMENT LLC		CARLSBAD	NM	22300138	1001081	69.89	Pest Control for the library/m	3/10/2023
11012	ADVANCED PEST AND WEED	MANAGEMENT LLC		CARLSBAD	NM	22301780	1001082	64.51	pest control services	3/10/2023
11012	ADVANCED PEST AND WEED	MANAGEMENT LLC		CARLSBAD	NM	22301780	1001082	48.38	pest control services	3/10/2023
11012	ADVANCED PEST AND WEED	MANAGEMENT LLC		CARLSBAD	NM	22300798	1001127	48.38	Pest control for Transit Bldng	3/17/2023
11012	ADVANCED PEST AND WEED	MANAGEMENT LLC		CARLSBAD	NM	22300491	1001127	48.38	Pest Control Services for July	3/17/2023
11012	ADVANCED PEST AND WEED	MANAGEMENT LLC		CARLSBAD	NM	22300491	1001127	48.38	Pest Control Services for July	3/17/2023
11012	ADVANCED PEST AND WEED	MANAGEMENT LLC		CARLSBAD	NM	22300265	1001127	69.89	Annual Pest Control Services at WWTP	3/17/2023
11012	ADVANCED PEST AND WEED	MANAGEMENT LLC		CARLSBAD	NM	22300600	1001127	48.38	Pest Control Services All Stations	3/17/2023
11012	ADVANCED PEST AND WEED	MANAGEMENT LLC		CARLSBAD	NM	22300072	1001127	64.51	FY 2023 - Pest Control Service	3/17/2023
11012	ADVANCED PEST AND WEED	MANAGEMENT LLC		CARLSBAD	NM	22301854	1001164	48.38	PEST CONTROL SERVICE WATER & W	3/24/2023
11012	ADVANCED PEST AND WEED	MANAGEMENT LLC		CARLSBAD	NM	22302366	1001164	48.38	FY23 Pest control services	3/24/2023
11012	ADVANCED PEST AND WEED	MANAGEMENT LLC		CARLSBAD	NM	22300166	1001164	48.38	FY23 Pest Control Service for	3/24/2023
11012	ADVANCED PEST AND WEED	MANAGEMENT LLC		CARLSBAD	NM	22300424	1001164	64.51	FY23 Pest Control Service for	3/24/2023
11012	ADVANCED PEST AND WEED	MANAGEMENT LLC		CARLSBAD	NM	22300600	1001164	193.54	Pest Control Services All Stations	3/24/2023
11012	ADVANCED PEST AND WEED	MANAGEMENT LLC		CARLSBAD	NM	22301854	1001164	48.38	PEST CONTROL SERVICE WATER & W	3/24/2023
11012	ADVANCED PEST AND WEED	MANAGEMENT LLC		CARLSBAD	NM	22300600	1001164	48.38	Pest Control Services All Stations	3/24/2023
11012	ADVANCED PEST AND WEED	MANAGEMENT LLC		CARLSBAD	NM	22300408	1001190	48.38	Pest Control at Terminal Building	3/31/2023
11012	ADVANCED PEST AND WEED	MANAGEMENT LLC		CARLSBAD	NM	22300057	1001190	48.38	Public works/garage	3/31/2023
11012	ADVANCED PEST AND WEED	MANAGEMENT LLC		CARLSBAD	NM	22300408	1001190	48.38	Pest Control at Terminal Building	3/31/2023
11012	ADVANCED PEST AND WEED	MANAGEMENT LLC		CARLSBAD	NM	22300652	1001190	48.38	Pest Control 2022-2023	3/31/2023
78	ALBERTSON'S #907			AMARILLO	TX	22305030	29215	103.92	Food Items: Beautification S.P. Meeting on 2/14/23	3/17/2023
78	ALBERTSON'S #907			AMARILLO	TX	22304232	311736	167.69	Pro Shop Drinks	3/10/2023
78	ALBERTSON'S #907			AMARILLO	TX	22305147	311736	175.00	cupcakes for Dr. Seuss Birthday even	3/10/2023
78	ALBERTSON'S #907			AMARILLO	TX	22304938	311736	203.60	Super Bowl Scramble Food	3/10/2023
78	ALBERTSON'S #907			AMARILLO	TX	22305322	311736	116.86	Dr. Seuss public event for community	3/10/2023

VENDOR	NAME	NAME2	DBA	CITY	STATE	P.O.	CHECK NO	INVOICE NET	INVOICE DESCRIPTION	CHECK DATE
78	ALBERTSON'S #907			AMARILLO	TX	22305350	311736	234.54	waters and cokes for Mayors office	3/10/2023
78	ALBERTSON'S #907			AMARILLO	TX	22305322	311925	21.92	Dr. Seuss public event for community	3/24/2023
78	ALBERTSON'S #907			AMARILLO	TX	22305487	311925	20.00	Water for Pro Shop	3/24/2023
78	ALBERTSON'S #907			AMARILLO	TX	22304232	311925	93.86	Pro Shop Drinks	3/24/2023
78	ALBERTSON'S #907			AMARILLO	TX	22305487	311925	227.43	Water for Pro Shop	3/24/2023
78	ALBERTSON'S #907			AMARILLO	TX	22304938	312029	138.56	Super Bowl Scramble Food	3/31/2023
78	ALBERTSON'S #907			AMARILLO	TX	22304232	312029	179.64	Pro Shop Drinks	3/31/2023
873	ALI M MORALES	MORALES LEGAL SERVICES LLC		ALBUQUERQUE	NM	22300555	311919	1,063.12	Annual requisition for court appointed attorney	3/24/2023
873	ALI M MORALES	MORALES LEGAL SERVICES LLC		ALBUQUERQUE	NM	22300555	312022	1,063.12	Annual requisition for court appointed attorney	3/31/2023
873	ALI M MORALES	MORALES LEGAL SERVICES LLC		ALBUQUERQUE	NM	22300555	312022	1,063.12	Annual requisition for court appointed attorney	3/31/2023
10	ALL CITY MANAGEMENT SERVICES INC			LOS ANGELES	CA	22300091	1001083	6,660.77	FY 2023 - Crossing Guard Contract	3/10/2023
10	ALL CITY MANAGEMENT SERVICES INC			LOS ANGELES	CA	22300091	1001128	762.68	FY 2023 - Crossing Guard Contract	3/17/2023
10	ALL CITY MANAGEMENT SERVICES INC			LOS ANGELES	CA	22300091	1001191	8,270.74	FY 2023 - Crossing Guard Contract	3/31/2023
13369	ALL OUT SERVICES LLC			CARLSBAD	NM	22300560	1001058	2,578.42	Annual Will Merchant maintenance & management	3/3/2023
10052	AMERICAN MEDICAL GROUP			HOBBS	NM	22305347	311737	117.36	DOT Drug Screening	3/10/2023
10073	AMERICAN STEEL CARPORT INC			JOSHUA	TX	22303754	311661	14,605.00	Metal building for golf course	3/3/2023
15789	AMPARO VASQUEZ			CARLSBAD	NM		311838	20.00	Travel to Ruidoso-ARCS	3/17/2023
224	ANGEL ARMOR LLC			FORT COLLINS	CO	22305266	1001165	141.21	Body Armor Belt - Sneathen	3/24/2023
224	ANGEL ARMOR LLC			FORT COLLINS	CO	22305254	1001165	1,213.00	Body Armor - RRodriguez	3/24/2023
224	ANGEL ARMOR LLC			FORT COLLINS	CO	22305428	1001192	1,218.01	Body Armor - ACO MFlorez	3/31/2023
9692	ANTONIO BACA			CARLSBAD	NM		312031	183.64	Travel to Abq-PD	3/31/2023
725	APPLIED CONCEPTS INC	STALKER RADAR		RICHARDSON	TX	22303837	311906	12,002.50	Speed Radars	3/17/2023
544	ARAMARK UNIFORM & CAREER APPAREL GROUP			PASADENA	CA	22302473	1001059	131.03	FY23 Monthly Carpet Cleaning for Civic Center	3/3/2023
544	ARAMARK UNIFORM & CAREER APPAREL GROUP			PASADENA	CA	22300022	1001084	56.25	Est. serv. carpets and shop to	3/10/2023
544	ARAMARK UNIFORM & CAREER APPAREL GROUP			PASADENA	CA	22300022	1001084	115.17	Est. serv. carpets and shop to	3/10/2023
544	ARAMARK UNIFORM & CAREER APPAREL GROUP			PASADENA	CA	22305485	1001084	38.24	Annual Rag & Rug Service Jan-June 2023	3/10/2023
544	ARAMARK UNIFORM & CAREER APPAREL GROUP			PASADENA	CA	22305485	1001084	38.24	Annual Rag & Rug Service Jan-June 2023	3/10/2023
544	ARAMARK UNIFORM & CAREER APPAREL GROUP			PASADENA	CA	22300425	1001084	80.59	FY23 Monthly Carpet Cleaning f	3/10/2023
544	ARAMARK UNIFORM & CAREER APPAREL GROUP			PASADENA	CA	22305485	1001129	38.24	Annual Rag & Rug Service Jan-June 2023	3/17/2023
544	ARAMARK UNIFORM & CAREER APPAREL GROUP			PASADENA	CA	22302473	1001130	131.03	FY23 Monthly Carpet Cleaning for Civic Center	3/17/2023
544	ARAMARK UNIFORM & CAREER APPAREL GROUP			PASADENA	CA	22300425	1001166	80.59	FY23 Monthly Carpet Cleaning f	3/24/2023
544	ARAMARK UNIFORM & CAREER APPAREL GROUP			PASADENA	CA	22300022	1001166	56.25	Est. serv. carpets and shop to	3/24/2023
544	ARAMARK UNIFORM & CAREER APPAREL GROUP			PASADENA	CA	22305485	1001193	38.24	Annual Rag & Rug Service Jan-June 2023	3/31/2023
544	ARAMARK UNIFORM & CAREER APPAREL GROUP			PASADENA	CA	22302473	1001194	131.03	FY23 Monthly Carpet Cleaning for Civic Center	3/31/2023
360	ARTESIA FIRE EQUIPMT, INC			ARTESIA	NM	22305012	1001167	192.00	E-61 Hose reel swivel	3/24/2023
360	ARTESIA FIRE EQUIPMT, INC			ARTESIA	NM	22305649	1001167	595.68	Repair of large diameter intake valve	3/24/2023
360	ARTESIA FIRE EQUIPMT, INC			ARTESIA	NM	22304268	1001195	493.00	Asst Chief and Fire Chief badges and collar brass	3/31/2023
391	AT&T CORPORATION			ATLANTA	GA	22300280	311926	1,064.82	account#01919417758001	3/24/2023
391	AT&T CORPORATION			ATLANTA	GA	22301051	311926	129.85	account#0505444232001	3/24/2023
1274	AUSTIN LINKER			CARLSBAD	NM		311839	20.00	Travel to Roswell-FD	3/17/2023
1274	AUSTIN LINKER			CARLSBAD	NM		311839	20.00	Travel to Roswell-FD	3/17/2023
1274	AUSTIN LINKER			CARLSBAD	NM		312032	20.00	Travel to Roswell	3/31/2023
428	B & H PHOTO VIDEO	B & H FOTO & ELECTRONICS CORP		NEW YORK	NY	22305367	1001085	313.92	usb to mic adapter - Headphones Exec.	3/10/2023
428	B & H PHOTO VIDEO	B & H FOTO & ELECTRONICS CORP		NEW YORK	NY	22305418	1001196	134.97	Walkie-Talkies	3/31/2023
416	B & R TRUCKING, INC.			CARLSBAD	NM	22305209	311738	212.89	3308 burgett spill repair	3/10/2023
438	BAKER UTILITY SUPPLY CORP			ALBUQUERQUE	NM	22304772	311739	732.31	Restock inventory	3/10/2023
438	BAKER UTILITY SUPPLY CORP			ALBUQUERQUE	NM	22304254	311739	833.07	Restock inventory	3/10/2023
438	BAKER UTILITY SUPPLY CORP			ALBUQUERQUE	NM	22301264	311739	1,120.00	Meter test equipment	3/10/2023
438	BAKER UTILITY SUPPLY CORP			ALBUQUERQUE	NM	22304211	311739	631.36	Restock inventory	3/10/2023
438	BAKER UTILITY SUPPLY CORP			ALBUQUERQUE	NM	22303810	311739	961.88	Restock inventory	3/10/2023
438	BAKER UTILITY SUPPLY CORP			ALBUQUERQUE	NM	22303881	311739	210.84	Restock inventory	3/10/2023
438	BAKER UTILITY SUPPLY CORP			ALBUQUERQUE	NM	22304462	311739	147.09	for stock	3/10/2023
438	BAKER UTILITY SUPPLY CORP			ALBUQUERQUE	NM	22304798	311840	1,189.14	Restock FCC	3/17/2023
438	BAKER UTILITY SUPPLY CORP			ALBUQUERQUE	NM	22304798	311840	281.77	Restock FCC	3/17/2023

VENDOR	NAME	NAME2	DBA	CITY	STATE	P.O.	CHECK NO	INVOICE NET	INVOICE DESCRIPTION	CHECK DATE
438	BAKER UTILITY SUPPLY CORP			ALBUQUERQUE	NM	22304772	311840	1,360.46	Restock inventory	3/17/2023
438	BAKER UTILITY SUPPLY CORP			ALBUQUERQUE	NM	22305105	311840	2,515.99	Restock small boxes - in stock	3/17/2023
438	BAKER UTILITY SUPPLY CORP			ALBUQUERQUE	NM	22305278	311927	1,620.66	RESTOCK INVENTORY	3/24/2023
438	BAKER UTILITY SUPPLY CORP			ALBUQUERQUE	NM	22304772	312033	89.67	Restock inventory	3/31/2023
438	BAKER UTILITY SUPPLY CORP			ALBUQUERQUE	NM	22301095	312033	893.71	Restock Corp Stops	3/31/2023
438	BAKER UTILITY SUPPLY CORP			ALBUQUERQUE	NM	22304946	312033	675.00	Out of stock Valve wrench	3/31/2023
438	BAKER UTILITY SUPPLY CORP			ALBUQUERQUE	NM	22305502	312033	2,683.50	Restock inventory	3/31/2023
438	BAKER UTILITY SUPPLY CORP			ALBUQUERQUE	NM	22305466	312033	1,682.81	Restock inventory	3/31/2023
438	BAKER UTILITY SUPPLY CORP			ALBUQUERQUE	NM	22305278	312033	258.05	RESTOCK INVENTORY	3/31/2023
438	BAKER UTILITY SUPPLY CORP			ALBUQUERQUE	NM	22305278	312033	96.67	RESTOCK INVENTORY	3/31/2023
438	BAKER UTILITY SUPPLY CORP			ALBUQUERQUE	NM	22305278	312033	299.98	RESTOCK INVENTORY	3/31/2023
438	BAKER UTILITY SUPPLY CORP			ALBUQUERQUE	NM	22305243	312033	2,179.45	Repairs to Well 7- Need ASAP	3/31/2023
440	BALLEAU GROUNDWATER INC.			ALBUQUERQUE	NM	22300931	1001086	366.35	Technical review of water issues for the City	3/10/2023
440	BALLEAU GROUNDWATER INC.			ALBUQUERQUE	NM	22300930	1001131	3,278.29	Technical review of water issues for the City	3/17/2023
440	BALLEAU GROUNDWATER INC.			ALBUQUERQUE	NM	22300930	1001168	1,365.73	Technical review of water issues for the City	3/24/2023
458	BENMARK SUPPLY CO., INC.			MIDLAND	TX	22305453	1001132	2,498.00	Replace fire hydrant used	3/17/2023
458	BENMARK SUPPLY CO., INC.			MIDLAND	TX	22305480	1001132	2,498.00	Replace fire hydrant used	3/17/2023
458	BENMARK SUPPLY CO., INC.			MIDLAND	TX	22302930	1001132	193.40	Restock inventory	3/17/2023
458	BENMARK SUPPLY CO., INC.			MIDLAND	TX	22305159	1001132	122.90	Restock inventory	3/17/2023
458	BENMARK SUPPLY CO., INC.			MIDLAND	TX	22305114	1001132	840.00	Restock inventory	3/17/2023
458	BENMARK SUPPLY CO., INC.			MIDLAND	TX	22305377	1001132	290.00	Restock inventory	3/17/2023
458	BENMARK SUPPLY CO., INC.			MIDLAND	TX	22305377	1001132	850.00	Restock inventory	3/17/2023
458	BENMARK SUPPLY CO., INC.			MIDLAND	TX	22305525	1001132	2,328.42	Restock inventory	3/17/2023
458	BENMARK SUPPLY CO., INC.			MIDLAND	TX	22305429	1001169	1,455.00	Restock inventory	3/24/2023
458	BENMARK SUPPLY CO., INC.			MIDLAND	TX	22305616	1001169	2,498.00	Low stock meter lids	3/24/2023
458	BENMARK SUPPLY CO., INC.			MIDLAND	TX	22303703	1001169	3,060.00	Water Sample Station	3/24/2023
458	BENMARK SUPPLY CO., INC.			MIDLAND	TX	22304727	1001169	14,561.30	LOW STOCK NEED ASAP/BID BASED ON LEAD TIME	3/24/2023
910	BIG 5 SPORTING GOODS			EL SEGUNDO	CA	22304880	311662	619.90	patron excercise use	3/3/2023
910	BIG 5 SPORTING GOODS			EL SEGUNDO	CA	22304346	311662	6.99	patron excercise use	3/3/2023
910	BIG 5 SPORTING GOODS			EL SEGUNDO	CA	22304656	311662	92.99	patron use excercise	3/3/2023
910	BIG 5 SPORTING GOODS			EL SEGUNDO	CA	22304548	311662	39.98	supplies for patrons	3/3/2023
910	BIG 5 SPORTING GOODS			EL SEGUNDO	CA	22304548	311662	59.97	supplies for patrons	3/3/2023
910	BIG 5 SPORTING GOODS			EL SEGUNDO	CA	22304548	311662	209.96	supplies for patrons	3/3/2023
910	BIG 5 SPORTING GOODS			EL SEGUNDO	CA	22303920	311740	56.00	patron use	3/10/2023
910	BIG 5 SPORTING GOODS			EL SEGUNDO	CA	22304733	311740	16.99	racquet balls	3/10/2023
910	BIG 5 SPORTING GOODS			EL SEGUNDO	CA	22304733	311841	50.97	racquet balls	3/17/2023
910	BIG 5 SPORTING GOODS			EL SEGUNDO	CA	22304612	312034	94.94	supplies for patrons	3/31/2023
910	BIG 5 SPORTING GOODS			EL SEGUNDO	CA	22305582	312034	131.88	PICKLEBALL EQUIPMENT FOR NMSRC ACTIVITIES	3/31/2023
910	BIG 5 SPORTING GOODS			EL SEGUNDO	CA	22304748	312034	708.71	FITNESS SUPPLIES FOR CLASSES AT NMSRC	3/31/2023
462	BIG STATE INDUSTRIAL SUPPLY INC			RIVERSIDE	CA	22305119	1001134	423.80	restock straps n tape see notes	3/17/2023
531	BLACKSTONE AUDIO			PHILADELPHIA	PA	22300080	1001135	68.00	Adult Audiobooks standing orde	3/17/2023
531	BLACKSTONE AUDIO			PHILADELPHIA	PA	22300080	1001135	72.25	Adult Audiobooks standing orde	3/17/2023
531	BLACKSTONE AUDIO			PHILADELPHIA	PA	22300080	1001135	67.99	Adult Audiobooks standing orde	3/17/2023
531	BLACKSTONE AUDIO			PHILADELPHIA	PA	22300080	1001135	33.99	Adult Audiobooks standing orde	3/17/2023
510	BLAINE INDUSTRIAL SUPPLY			LUBBOCK	TX	22305468	311928	198.99	restock paper goods n janitorial supplies/Andrew	3/24/2023
1385	BLUE TEES ENTERPRISES LLC			WALNUT CREEK	CA	22304696	312036	2,423.70	Blue Tees Merchandise	3/31/2023
638	BOHANNAN HUSTON INC.			ALBUQUERQUE	NM	22102203	1001088	833.04	Engineering Services for Bataan Lift Station	3/10/2023
559	BOYS & GIRLS CLUB OF CARLSBAD INC			CARLSBAD	NM	22302986	311663	18,934.67	Boys & Girls Club Gus Macker Tournament Advertisin	3/3/2023
559	BOYS & GIRLS CLUB OF CARLSBAD INC			CARLSBAD	NM	22300178	311843	70,000.00	Annual Services for FY 2022-23	3/17/2023
1358	BPOE LODGE #1558			CARLSBAD	NM	22304910	312053	420.00	Elks 2023 Tournament Food	3/31/2023
9831	BRADLEY CARLSEN			CARLSBAD	NM		311844	155.00	Travel to Clovis-FD	3/17/2023
6919	BRADY INDUSTRIES OF NM			LAS VEGAS	NV	22305226	311741	617.10	Janitorial Supplies	3/10/2023
580	BRANDON INDUSTRIES, INC.			MCKINNEY	TX	22304891	1001198	8,326.20	replace damaged streetlight poles/J Corman	3/31/2023
11263	BRANDON LEE			CARLSBAD	NM		311845	155.00	Travel to Clovis-FD	3/17/2023

VENDOR	NAME	NAME2	DBA	CITY	STATE	P.O.	CHECK NO	INVOICE NET	INVOICE DESCRIPTION	CHECK DATE
915	CARLSBAD AUTO SUPPLY			CARLSBAD	NM	22305125	1001093	507.91	SHOP SUPPLIES, FILTERS NEEDED FOR VARIOUS DEPT	3/10/2023
915	CARLSBAD AUTO SUPPLY			CARLSBAD	NM	22305025	1001093	109.96	FRONT BEARINGS FOR PARKS 13224	3/10/2023
915	CARLSBAD AUTO SUPPLY			CARLSBAD	NM	22304939	1001093	678.96	BRAKE PARTS FOR PARKS #13224	3/10/2023
915	CARLSBAD AUTO SUPPLY			CARLSBAD	NM	22304811	1001093	230.99	STARTER FOR ST #14163	3/10/2023
915	CARLSBAD AUTO SUPPLY			CARLSBAD	NM	22304866	1001093	169.99	BATTERY FOR FM #14617	3/10/2023
915	CARLSBAD AUTO SUPPLY			CARLSBAD	NM	22304830	1001093	1,390.19	SUPPLIES NEEDED FOR VARIOUS DEPT	3/10/2023
915	CARLSBAD AUTO SUPPLY			CARLSBAD	NM	22304811	1001093	(44.00)	STARTER FOR ST #14163	3/10/2023
915	CARLSBAD AUTO SUPPLY			CARLSBAD	NM	22305128	1001093	251.68	SLUDGE PUMP MAINT	3/10/2023
915	CARLSBAD AUTO SUPPLY			CARLSBAD	NM	22305456	1001093	277.88	LADDER - 2 GREASE(TH)F/D	3/10/2023
915	CARLSBAD AUTO SUPPLY			CARLSBAD	NM	22305641	1001172	345.86	L-1 & L-2 GREASE(TH)F/D	3/24/2023
915	CARLSBAD AUTO SUPPLY			CARLSBAD	NM	22304048	1001172	321.20	COOLANT HOSES FOR WWC #13221	3/24/2023
915	CARLSBAD AUTO SUPPLY			CARLSBAD	NM	22304771	1001172	25.16	FUEL INJECTOR O-RINGS FOR WWC #12161	3/24/2023
915	CARLSBAD AUTO SUPPLY			CARLSBAD	NM	22303718	1001172	796.45	FILTERS, BATTERIES, LIGHT VARIOUS DEPT	3/24/2023
915	CARLSBAD AUTO SUPPLY			CARLSBAD	NM	22304169	1001199	0.73	BELT FOR WELDING COMPRESSOR	3/31/2023
915	CARLSBAD AUTO SUPPLY			CARLSBAD	NM	22304169	1001199	0.16	BELT FOR WELDING COMPRESSOR	3/31/2023
944	CARLSBAD COMMUNITY ANTI-DRUG/GANG COALITION			CARLSBAD	NM	22300180	312030	6,000.00	Third Quarter	3/31/2023
930	CARLSBAD CURRENT ARGUS	TEXAS-NEW MEXICO NEWSPAPERS LLC		MCLEAN	VA	22300654	311931	13.97	Annual Subscription FY 2022-20	3/24/2023
933	CARLSBAD DEPT OF DEVELOPMENT CORP			CARLSBAD	NM	22300094	312043	22,196.66	CDOD Agreement for FY 2022-23	3/31/2023
941	CARLSBAD MAINSTREET CORP			CARLSBAD	NM	22200415	1001060	268.80	Promotional Expense for Pearl of Pecos Mural	3/3/2023
941	CARLSBAD MAINSTREET CORP			CARLSBAD	NM	22300349	1001094	2,500.00	FY23 Carlsbad Mainstreet- POP Agreement	3/10/2023
941	CARLSBAD MAINSTREET CORP			CARLSBAD	NM	22300096	1001094	7,500.00	Annual PO for Revitalization Services	3/10/2023
941	CARLSBAD MAINSTREET CORP			CARLSBAD	NM	22302095	1001137	25,097.01	MainStreet Holiday Decorations	3/17/2023
941	CARLSBAD MAINSTREET CORP			CARLSBAD	NM	22300348	1001173	5,049.00	Promotional Expense for MainStreet Tourism Campaig	3/24/2023
1006	CARLSBAD MEDICAL CNTR LLC			DALLAS	TX	22305688	311933	170.00	COVID Testing for CFD Employees	3/24/2023
12061	CARLSBAD PRINTING/DESIGN	KATRINA J YBARRA		CARLSBAD	NM	22305035	311848	191.92	Dispatch Uniform Shirts - Cassie Parker	3/17/2023
1388	CARLSBAD QUALITY JANITORIAL			HAGERMAN	NM	22305261	311706	839.74	FACILITY MAINTENANCE SUPPLIES FOR NMSRC	3/3/2023
1388	CARLSBAD QUALITY JANITORIAL			HAGERMAN	NM	22305321	311799	118.93	JANITORIAL SUPPLIES	3/10/2023
1388	CARLSBAD QUALITY JANITORIAL			HAGERMAN	NM	22304899	311799	888.26	Cleaning supplies needed for Public Works	3/10/2023
1388	CARLSBAD QUALITY JANITORIAL			HAGERMAN	NM	22305338	311799	265.86	LINERS FOR VARIOUS JOBS	3/10/2023
1388	CARLSBAD QUALITY JANITORIAL			HAGERMAN	NM	22305333	311799	194.89	liners & towels for Sports complex/A Lara	3/10/2023
1388	CARLSBAD QUALITY JANITORIAL			HAGERMAN	NM	22305361	311799	37.50	spray for graffiti removal / Mary	3/10/2023
1388	CARLSBAD QUALITY JANITORIAL			HAGERMAN	NM	22304940	311799	589.79	SUPPLIES NEEDED FOR GARAGE/WELDING SHOP	3/10/2023
1388	CARLSBAD QUALITY JANITORIAL			HAGERMAN	NM	22304940	311799	141.86	SUPPLIES NEEDED FOR GARAGE/WELDING SHOP	3/10/2023
1388	CARLSBAD QUALITY JANITORIAL			HAGERMAN	NM	22304863	311799	1,642.81	Cleaning supplies	3/10/2023
1388	CARLSBAD QUALITY JANITORIAL			HAGERMAN	NM	22305024	311799	116.40	Janitorial Supplies	3/10/2023
1388	CARLSBAD QUALITY JANITORIAL			HAGERMAN	NM	22305596	311892	64.00	cleaner for maint shop/Tim	3/17/2023
1388	CARLSBAD QUALITY JANITORIAL			HAGERMAN	NM	22305773	312106	877.20	cleaning supplies	3/31/2023
1388	CARLSBAD QUALITY JANITORIAL			HAGERMAN	NM	22305620	312106	1,253.02	cleaning supplies for civic center	3/31/2023
902	CARLSBAD RADIO INC.	KAMQ INC		CARLSBAD	NM	22300852	1001061	215.04	Annual PO -Carlsbad Radio- Tra	3/3/2023
585	CAROL SCOTT		AFFORDABLE PORTABLES	ARTESIA	NM	22305169	312028	1,867.20	Carport for Airport Sweeper	3/31/2023
1085	CARROT TOP INDUSTRIES			HILLSBOROUGH	NC	22303864	311745	1,699.99	Flag pole for pro shop	3/10/2023
1085	CARROT TOP INDUSTRIES			HILLSBOROUGH	NC	22303868	311745	1,699.99	Flag Pole	3/10/2023
13208	CAVERN CITY MEDIA			CARLSBAD	NM	22305070	29204	215.04	Riverblitz 2023 Ad for 3/3/2023	3/3/2023
13208	CAVERN CITY MEDIA			CARLSBAD	NM	22304983	29204	430.08	Riverblitz '23 Ads for 2/17/23 & 2/24/23	3/3/2023
992	CED	CONSOLIDATED ELECTRICAL DISTRIBUTORS INC		DALLAS	TX	22305120	311666	6.10	replace receptacle @Cemetery D Treadaway	3/3/2023
992	CED	CONSOLIDATED ELECTRICAL DISTRIBUTORS INC		DALLAS	TX	22305121	311666	15.00	replace photo cell for lights @Cemetery/DTreadaway	3/3/2023
992	CED	CONSOLIDATED ELECTRICAL DISTRIBUTORS INC		DALLAS	TX	22303667	311666	153.22	material for hot water tank @ARuiz	3/3/2023
992	CED	CONSOLIDATED ELECTRICAL DISTRIBUTORS INC		DALLAS	TX	22304935	311746	1,095.00	Lamps for sports complex parking lot/JCorman	3/10/2023
992	CED	CONSOLIDATED ELECTRICAL DISTRIBUTORS INC		DALLAS	TX	22305164	311746	34.00	replace photocontrol @Cemetery/J Padilla	3/10/2023
992	CED	CONSOLIDATED ELECTRICAL DISTRIBUTORS INC		DALLAS	TX	22305200	311746	220.35	material to install heater in WHSE overstock room	3/10/2023
992	CED	CONSOLIDATED ELECTRICAL DISTRIBUTORS INC		DALLAS	TX	22305260	311746	190.49	material for outlets treadmill @TeenRec/J Padilla	3/10/2023
992	CED	CONSOLIDATED ELECTRICAL DISTRIBUTORS INC		DALLAS	TX	22303000	311746	13,108.17	Tatum Wells Project 100796 Quotes on file/ml	3/10/2023
992	CED	CONSOLIDATED ELECTRICAL DISTRIBUTORS INC		DALLAS	TX	22304381	311746	1,655.00	POLE FOR ARCADIA PARK	3/10/2023
992	CED	CONSOLIDATED ELECTRICAL DISTRIBUTORS INC		DALLAS	TX	22304210	311746	1,384.00	lights and timer for flagpoles/putting green light	3/10/2023

VENDOR	NAME	NAME2	DBA	CITY	STATE	P.O.	CHECK NO	INVOICE NET	INVOICE DESCRIPTION	CHECK DATE
992	CED	CONSOLIDATED ELECTRICAL DISTRIBUTORS INC		DALLAS	TX	22303897	311746	2,553.62	flood lights for putting green	3/10/2023
992	CED	CONSOLIDATED ELECTRICAL DISTRIBUTORS INC		DALLAS	TX	22305296	311849	192.00	duct tape for various jobs/S Garcia	3/17/2023
992	CED	CONSOLIDATED ELECTRICAL DISTRIBUTORS INC		DALLAS	TX	22305292	311849	89.60	RELOCATE RECPT @WWTP	3/17/2023
992	CED	CONSOLIDATED ELECTRICAL DISTRIBUTORS INC		DALLAS	TX	22305342	311849	232.00	replace lamps along riverwalk	3/17/2023
992	CED	CONSOLIDATED ELECTRICAL DISTRIBUTORS INC		DALLAS	TX	22305341	311849	40.33	REPAIR BOX @RIVERWALK	3/17/2023
992	CED	CONSOLIDATED ELECTRICAL DISTRIBUTORS INC		DALLAS	TX	22305389	311849	50.00	replace ballasts @PecosRvrVillage bathrooms	3/17/2023
992	CED	CONSOLIDATED ELECTRICAL DISTRIBUTORS INC		DALLAS	TX	22305407	311849	37.92	replace boxes on heaters @PecosRiverConf	3/17/2023
992	CED	CONSOLIDATED ELECTRICAL DISTRIBUTORS INC		DALLAS	TX	22305405	311849	257.00	replace wallpack & photocontrols @wells 1, 3 & 4	3/17/2023
992	CED	CONSOLIDATED ELECTRICAL DISTRIBUTORS INC		DALLAS	TX	22305406	311849	45.00	replace photocontrol on windsoc @Airport	3/17/2023
992	CED	CONSOLIDATED ELECTRICAL DISTRIBUTORS INC		DALLAS	TX	22305408	311849	556.00	replace light/photozell by pickle ball court	3/17/2023
992	CED	CONSOLIDATED ELECTRICAL DISTRIBUTORS INC		DALLAS	TX	22305423	311849	54.00	hole seals for entrance works repairs/BHowell	3/17/2023
992	CED	CONSOLIDATED ELECTRICAL DISTRIBUTORS INC		DALLAS	TX	22305575	311849	200.59	material for bay outlet & repair a cord	3/17/2023
992	CED	CONSOLIDATED ELECTRICAL DISTRIBUTORS INC		DALLAS	TX	22305267	311849	488.00	electrical materials	3/17/2023
992	CED	CONSOLIDATED ELECTRICAL DISTRIBUTORS INC		DALLAS	TX	22305511	311934	256.00	REPAIR COMPACTOR @ HOSPITAL	3/24/2023
992	CED	CONSOLIDATED ELECTRICAL DISTRIBUTORS INC		DALLAS	TX	22305431	311934	22.40	install outlets treadmills @TeenRec	3/24/2023
992	CED	CONSOLIDATED ELECTRICAL DISTRIBUTORS INC		DALLAS	TX	22305295	311934	420.00	replace fuses on downtown streetlights	3/24/2023
992	CED	CONSOLIDATED ELECTRICAL DISTRIBUTORS INC		DALLAS	TX	22304256	311934	1,655.00	Material needed for Arcadia Park	3/24/2023
992	CED	CONSOLIDATED ELECTRICAL DISTRIBUTORS INC		DALLAS	TX	22305233	312045	2,250.00	Material needed for racquetball courts @ beach	3/31/2023
992	CED	CONSOLIDATED ELECTRICAL DISTRIBUTORS INC		DALLAS	TX	22305527	312045	172.50	For Riverwalk lighting (lamps)	3/31/2023
992	CED	CONSOLIDATED ELECTRICAL DISTRIBUTORS INC		DALLAS	TX	22305578	312045	162.50	Needed for various parks	3/31/2023
992	CED	CONSOLIDATED ELECTRICAL DISTRIBUTORS INC		DALLAS	TX	22305536	312045	1,560.00	replacement lights	3/31/2023
992	CED	CONSOLIDATED ELECTRICAL DISTRIBUTORS INC		DALLAS	TX	22305395	312045	240.00	light sensors	3/31/2023
992	CED	CONSOLIDATED ELECTRICAL DISTRIBUTORS INC		DALLAS	TX	22305544	312045	91.00	PARKING LOT LIGHTS FOR PRV	3/31/2023
992	CED	CONSOLIDATED ELECTRICAL DISTRIBUTORS INC		DALLAS	TX	22304881	312045	624.50	SUPPLIES TO UPGRADE LIGHTS AT NORTH MESA SENIOR RE	3/31/2023
992	CED	CONSOLIDATED ELECTRICAL DISTRIBUTORS INC		DALLAS	TX	22304881	312045	5,742.00	SUPPLIES TO UPGRADE LIGHTS AT NORTH MESA SENIOR RE	3/31/2023
1120	CENTRAL VALLEY ELECTRIC COOP	MEMBER NO 328		ARTESIA	NM	22300037	1001138	98.48	EST YRLY ELEC SRV TO SHOP IN LOCO HILLS 6/22 - 5/2	3/17/2023
442	CHAD NESBIT			CARLSBAD	NM	22305631	29223	400.00	NMCB FY23 Grant CHS Top Golf Old Cavern Hwy., Ham	3/24/2023
1206	CHAMBER OF COMMERCE CORP.			CARLSBAD	NM	22300351	1001139	27,708.00	Promotional Expense for Carlsbad Chamber Managemen	3/17/2023
1206	CHAMBER OF COMMERCE CORP.			CARLSBAD	NM	22300350	1001139	25,000.00	Promotional Expense for Chamber of Commerce	3/17/2023
9382	CHARLES H. JURVA	RIO PECOS TENNIS SHOP		CARLSBAD	NM	22300372	1001062	1,615.92	Annual tennis pro services	3/3/2023
276	CHRISTOPHER MORALES			ARTESIA	NM		311850	135.33	Travel to Brighton CO-PD	3/17/2023
1491	CLARK TRUCK EQUIPMENT COMPANY INC			ALBUQUERQUE	NM	22302661	311668	1,321.00	LIGHT BAR FOR WWC #13222	3/3/2023
1491	CLARK TRUCK EQUIPMENT COMPANY INC			ALBUQUERQUE	NM	22305359	311937	1,321.00	LIGHT BAR FOR GARAGE #13229	3/24/2023
1491	CLARK TRUCK EQUIPMENT COMPANY INC			ALBUQUERQUE	NM	22305191	311937	1,378.00	LIGHT BAR & BRACKET FOR CONST #0172/ BRACKET WATER	3/24/2023
12653	CLUB PROPHET SYSTEMS	PRO-SHOPKEEPER COMP SOFTWARE		CHESWICK	PA	22300734	311669	456.96	POS Monthly service charge	3/3/2023
12653	CLUB PROPHET SYSTEMS	PRO-SHOPKEEPER COMP SOFTWARE		CHESWICK	PA	22300734	312046	32.26	POS Monthly service charge	3/31/2023
10728	CNA SURETY			ST LOUIS	MO	22305378	311749	50.00	Bond	3/10/2023
13302	CODE 3 SERVICE LLC			ALBUQUERQUE	NM	22300603	1001096	2,978.65	BK Radio for New Wildland Engine	3/10/2023
453	COLLABORATIVE SUMMER LIBRARY PROGRAM			MASON CITY	IA	22304511	311750	868.02	Summer Reading Supplies	3/10/2023
8918	COLONIAL LIFE & ACCIDENT	PROCESSING CENTER		COLUMBIA	SC		405594	7,460.28	BCN E9832924	3/10/2023
8918	COLONIAL LIFE & ACCIDENT	PROCESSING CENTER		COLUMBIA	SC		405594	12,277.43	BCN E7260904	3/10/2023
8918	COLONIAL LIFE & ACCIDENT	PROCESSING CENTER		COLUMBIA	SC		405639	7,418.00	BCN E9832924	3/24/2023
8918	COLONIAL LIFE & ACCIDENT	PROCESSING CENTER		COLUMBIA	SC		405639	12,209.86	BCN E7260904	3/24/2023
1500	COMMERCIAL LIGHTING COMPANY	COMMERCIAL LIGHTING		TAMPA	FL	22304715	311851	580.49	restock lamps	3/17/2023
1523	COMPUTER AVENUE LLC			CARLSBAD	NM	22305203	311751	69.90	Universal Charger and thumb drives 4 Transit offic	3/10/2023
1270	CONNELLS OFFICE SUPPLY			CARLSBAD	NM	22305160	1001063	124.00	paper & pens for office use/MLL	3/3/2023
1270	CONNELLS OFFICE SUPPLY			CARLSBAD	NM	22304990	1001097	59.00	office supply	3/10/2023
1270	CONNELLS OFFICE SUPPLY			CARLSBAD	NM	22305057	1001097	2,060.00	Supplies for Finance	3/10/2023
1270	CONNELLS OFFICE SUPPLY			CARLSBAD	NM	22304522	1001097	270.20	OFFICE SUPPLIES FOR ACTIVITIES AND EVENTS AT NMSRC	3/10/2023
1270	CONNELLS OFFICE SUPPLY			CARLSBAD	NM	22304774	1001097	10.00	OFFICE SUPPLIES NEEDED FOR GARAGE SHOP	3/10/2023
1270	CONNELLS OFFICE SUPPLY			CARLSBAD	NM	22304414	1001097	225.00	Credit Card Receipt Paper	3/10/2023
1270	CONNELLS OFFICE SUPPLY			CARLSBAD	NM	22305124	1001097	619.50	Supplies for City Administrator	3/10/2023
1270	CONNELLS OFFICE SUPPLY			CARLSBAD	NM	22305099	1001097	515.00	Bailiff's Chair	3/10/2023
1270	CONNELLS OFFICE SUPPLY			CARLSBAD	NM	22304774	1001141	176.40	OFFICE SUPPLIES NEEDED FOR GARAGE SHOP	3/17/2023

VENDOR	NAME	NAME2	DBA	CITY	STATE	P.O.	CHECK NO	INVOICE NET	INVOICE DESCRIPTION	CHECK DATE
1402	DARDANELLE TIMBER CO INC	C/O SUTHERLANDS		CARLSBAD	NM	22305671	311938	74.88	Material needed for swamp cooler in C/S dept shop	3/24/2023
1506	DARIA RANEY			CARLSBAD	NM	22304847	29217	500.00	Trash Pickup Not to Exceed \$500	3/17/2023
3622	DEERE CREDIT INC.			JOHNSTON	IA	22300319	311671	287.36	0200052819053	3/3/2023
3622	DEERE CREDIT INC.			JOHNSTON	IA	22300399	311672	1,110.84	020-0052819-052	3/3/2023
3622	DEERE CREDIT INC.			JOHNSTON	IA	22301541	311939	319.49	jo020-0062341-008	3/24/2023
3622	DEERE CREDIT INC.			JOHNSTON	IA	22300355	312049	9.49	020-0062351-003	3/31/2023
3622	DEERE CREDIT INC.			JOHNSTON	IA	22300400	312049	578.97	020-0062341-009	3/31/2023
3622	DEERE CREDIT INC.			JOHNSTON	IA	22300181	312049	2,157.99	0200062341007	3/31/2023
3622	DEERE CREDIT INC.			JOHNSTON	IA	22300182	312049	3,234.50	0200062341006	3/31/2023
3622	DEERE CREDIT INC.			JOHNSTON	IA	22300354	312049	1,596.85	0200062341000	3/31/2023
3622	DEERE CREDIT INC.			JOHNSTON	IA	22300353	312049	3,833.06	0200062341001	3/31/2023
3622	DEERE CREDIT INC.			JOHNSTON	IA	22300355	312049	5,041.53	0200062341002	3/31/2023
3622	DEERE CREDIT INC.			JOHNSTON	IA	22300184	312049	1,724.37	0200062341004	3/31/2023
3622	DEERE CREDIT INC.			JOHNSTON	IA	22300183	312049	4,983.20	0200062341005	3/31/2023
3622	DEERE CREDIT INC.			JOHNSTON	IA	22300174	312049	210.54	0200052819051	3/31/2023
1275	DETECTACHEM INC			SUGAR LAND	TX	22305495	311940	2,248.65	Drug Field Kits	3/24/2023
106	DIAMOND SPEED PRODUCTS			FRANKLIN PARK	IL	22305506	312050	423.35	blades for Dewalt saw/I Hinojos	3/31/2023
648	DISH DBS CORP		DISH NETWORK LLC	ENGLEWOOD	CO	22300075	311852	142.33	Dish Network Station 6 July 22	3/17/2023
648	DISH DBS CORP		DISH NETWORK LLC	ENGLEWOOD	CO	22300075	311941	142.33	account#8255707089923804	3/24/2023
1514	DORA VILLA			CARLSBAD	NM	22305065	29205	400.00	Trash Pickup Not to Exceed \$400	3/3/2023
1794	EDDY COUNTY	OFFICE OF EMERGENCY MANAGEMENT		CARLSBAD	NM	22304885	311943	30,901.22	RAVE ALERT SYS - City Portion	3/24/2023
1809	EDDY COUNTY DETENTION CENTER			CARLSBAD	NM	22300284	311854	27,645.00	FY 2023 - Prisoner Housing	3/17/2023
1704	EL PASO TIMES	TEXAS-NEW MEXICO NEWSPAPERS LLC		MCLEAN	VA	22301771	1	167.82	Local IQ invoice 5335001	3/30/2023
1704	EL PASO TIMES	TEXAS-NEW MEXICO NEWSPAPERS LLC		MCLEAN	VA	22302383	235	330.24	Local IQ invoice 5335235	3/29/2023
1704	EL PASO TIMES	TEXAS-NEW MEXICO NEWSPAPERS LLC		MCLEAN	VA	22303696	442	465.56	invoice 5234442	3/29/2023
1704	EL PASO TIMES	TEXAS-NEW MEXICO NEWSPAPERS LLC		MCLEAN	VA	22302383	780	21.54	Local IQ invoice 5410780	3/29/2023
1704	EL PASO TIMES	TEXAS-NEW MEXICO NEWSPAPERS LLC		MCLEAN	VA	22302383	796	14.56	Local IQ5334796	3/29/2023
1704	EL PASO TIMES	TEXAS-NEW MEXICO NEWSPAPERS LLC		MCLEAN	VA	22302383	1041	590.91	Local IQ 5411041	3/29/2023
1704	EL PASO TIMES	TEXAS-NEW MEXICO NEWSPAPERS LLC		MCLEAN	VA	22301771	1150	173.67	Local IQ invoice5151150	3/30/2023
1704	EL PASO TIMES	TEXAS-NEW MEXICO NEWSPAPERS LLC		MCLEAN	VA	22301771	1196	970.82	invoice 5151196	3/29/2023
730	ELM USA INC			BUFFALO GROVE	IL	22305093	311855	233.67	Disc Cleaner Supplies	3/17/2023
11475	EMSRX	ACCOUNTS RECEIVABLE		WAXAHACHIE	TX	22300377	311856	2,000.00	Annual Medical Direction for CFD/CPD	3/17/2023
6321	ENMU-ROSWELL			ROSWELL	NM	22305134	311674	35.00	CPR Instructor Certification for J. Majerus	3/3/2023
6321	ENMU-ROSWELL			ROSWELL	NM	22305855	312054	906.00	AHA Provider Cards for EMS Personnel	3/31/2023
13358	EQUIPMENTSHARE.COM INC			FULTON	MO	22305566	1001145	500.00	Hydraulic Lift Rental	3/17/2023
1318	ERIC FLORES	A & E SOLUTIONS LLC	PAC N MAIL	CARLSBAD	NM	22301650	311701	15.82	FY 2023 - Express Mail Svc	3/3/2023
876	ERNESTO B MARTINEZ			ROSWELL	NM	22300556	311944	1,078.33	Annual requisition for court appointed attorney	3/24/2023
876	ERNESTO B MARTINEZ			ROSWELL	NM	22300556	311944	1,078.33	Annual requisition for court appointed attorney	3/24/2023
876	ERNESTO B MARTINEZ			ROSWELL	NM	22300556	311944	1,078.33	Annual requisition for court appointed attorney	3/24/2023
876	ERNESTO B MARTINEZ			ROSWELL	NM	22300556	311944	1,078.33	Annual requisition for court appointed attorney	3/24/2023
876	ERNESTO B MARTINEZ			ROSWELL	NM	22300556	312055	1,078.33	Annual requisition for court appointed attorney	3/31/2023
876	ERNESTO B MARTINEZ			ROSWELL	NM	22300556	312055	1,078.33	Annual requisition for court appointed attorney	3/31/2023
2019	EXERPLAY, INC.			CEDAR CREST	NM	22302992	312056	118,769.41	Fixed Route shelters SPA# 90-000-19-00062	3/31/2023
797	EZ DOCK OF TEXAS L.P.			HURST	TX	22304688	311945	285,888.67	Pedestrian Bridge (Sorceland #010521-LTS)	3/24/2023
1801	E-Z RENTALS & SALES, INC.			CARLSBAD	NM	22304444	311673	1,087.96	Tools for Com Service	3/3/2023
1801	E-Z RENTALS & SALES, INC.			CARLSBAD	NM	22305449	311755	2,244.91	Maintenance equipment for Sports Complex	3/10/2023
1801	E-Z RENTALS & SALES, INC.			CARLSBAD	NM	22305265	311755	763.99	Tools for Community Service	3/10/2023
1801	E-Z RENTALS & SALES, INC.			CARLSBAD	NM	22305479	312052	1,231.96	weeders for golf course	3/31/2023
2255	FASTENAL COMPANY			WINONA	MN	22305275	311857	474.00	nuts & bolts for various jobs/I Hinojos	3/17/2023
2255	FASTENAL COMPANY			WINONA	MN	22305207	311857	132.74	front end loader repair	3/17/2023
2359	FERGUSON WATERWORKS #3083			LOS ANGELES	CA	22305241	1001146	2,653.45	For Blodgett St job need ASAP	3/17/2023
2359	FERGUSON WATERWORKS #3083			LOS ANGELES	CA	22305410	1001146	382.90	gaskets for water service/R Lopez	3/17/2023
2359	FERGUSON WATERWORKS #3083			LOS ANGELES	CA	22305320	1001146	1,995.96	Restock inventory	3/17/2023
2359	FERGUSON WATERWORKS #3083			LOS ANGELES	CA	22305492	1001175	3,006.45	Restock inventory	3/24/2023

VENDOR	NAME	NAME2	DBA	CITY	STATE	P.O.	CHECK NO	INVOICE NET	INVOICE DESCRIPTION	CHECK DATE
2359	FERGUSON WATERWORKS #3083			LOS ANGELES	CA	22305059	1001176	199.30	Restock inventory	3/24/2023
2359	FERGUSON WATERWORKS #3083			LOS ANGELES	CA	22305861	1001205	86.27	gaskets for water service jobs/R Myers	3/31/2023
2359	FERGUSON WATERWORKS #3083			LOS ANGELES	CA	22305861	1001205	296.64	gaskets for water service jobs/R Myers	3/31/2023
1529	FIELDS OUTDOOR ADVENTURES LLP			RUSHVILLE	IN	22305386	311858	14,960.00	Ammo	3/17/2023
2384	FLEETPRIDE			DALLAS	TX	22305248	311947	39.71	AIR VALVE FOR SW #659	3/24/2023
2467	FORESTRY SUPPLIERS INC			JACKSON	MS	22305434	311859	113.71	tool rack for unit 42728 per R Lopez	3/17/2023
2480	FORREST TIRE CO., INC.			CARLSBAD	NM	22305193	1001065	3,928.00	315/80r22.5 firestones fs#003164 state bid	3/3/2023
2480	FORREST TIRE CO., INC.			CARLSBAD	NM	22305168	1001065	196.28	mount /dismount	3/3/2023
2480	FORREST TIRE CO., INC.			CARLSBAD	NM	22305167	1001099	1,100.00	500/70-24 michelin rear backhoe tire	3/10/2023
2480	FORREST TIRE CO., INC.			CARLSBAD	NM	22305165	1001099	239.42	st 205/75r15 trailer tires	3/10/2023
2480	FORREST TIRE CO., INC.			CARLSBAD	NM	22300168	1001099	25.00	Annual Flat Repair Service Tra	3/10/2023
2480	FORREST TIRE CO., INC.			CARLSBAD	NM	22305484	1001147	1,126.02	Replace tires on unit W12466-bad tires	3/17/2023
2480	FORREST TIRE CO., INC.			CARLSBAD	NM	22305392	1001147	164.78	LOADER TIRE REPAIR	3/17/2023
2480	FORREST TIRE CO., INC.			CARLSBAD	NM	22305217	1001147	150.00	26x12.00-12 tire for ditch witch#1558	3/17/2023
2480	FORREST TIRE CO., INC.			CARLSBAD	NM	22305028	1001147	275.89	estimated repair costs for flat repair Jeep/J Lope	3/17/2023
2480	FORREST TIRE CO., INC.			CARLSBAD	NM	22305748	1001206	25.00	Flat Tire	3/31/2023
2502	FOX SCIENTIFIC, INC.			ALVARADO	TX	22305426	312057	312.77	Supplies needed in Lab	3/31/2023
12896	FRIENDS OF THE LIVING DESERT			CARLSBAD	NM	22300381	311948	495.00	Promotional Expense for Friends of Living Desert	3/24/2023
12960	GALLS LLC			CHICAGO	IL	22301050	1001100	186.27	FY 2023 - Uniforms - Patrol	3/10/2023
12960	GALLS LLC			CHICAGO	IL	22301050	1001100	1,506.36	FY 2023 - Uniforms - Patrol	3/10/2023
12960	GALLS LLC			CHICAGO	IL	22301050	1001148	204.43	FY 2023 - Uniforms - Patrol	3/17/2023
12960	GALLS LLC			CHICAGO	IL	22301050	1001148	35.48	FY 2023 - Uniforms - Patrol	3/17/2023
12960	GALLS LLC			CHICAGO	IL	22301050	1001148	394.93	FY 2023 - Uniforms - Patrol	3/17/2023
12960	GALLS LLC			CHICAGO	IL	22301050	1001177	86.11	FY 2023 - Uniforms - Patrol	3/24/2023
12960	GALLS LLC			CHICAGO	IL	22301050	1001207	218.35	FY 2023 - Uniforms - Patrol	3/31/2023
12960	GALLS LLC			CHICAGO	IL	22301050	1001207	161.56	FY 2023 - Uniforms - Patrol	3/31/2023
12960	GALLS LLC			CHICAGO	IL	22305517	1001207	755.65	Uniforms - CSA & Records	3/31/2023
12960	GALLS LLC			CHICAGO	IL	22301050	1001207	71.39	FY 2023 - Uniforms - Patrol	3/31/2023
202	GARMIN SERVICES INC			YARMOUTH	ME	22304650	311675	779.40	Monthly Communication Services for GPS	3/3/2023
759	GEMPLER'S INC			JANESVILLE	WI	22305206	1001101	94.00	boots for Amara & Mundo/J Ramos	3/10/2023
8928	GENERAL OPERATING FUND						405595	44,704.23	State Tax	3/10/2023
8928	GENERAL OPERATING FUND						405596	73.45	Attorney Fees	3/10/2023
8928	GENERAL OPERATING FUND						405640	37,199.95	State Tax	3/24/2023
1455	GEORGE U CASTRO			CARLSBAD	NM	22304629	311756	1,257.99	Install manifold at Airport Well	3/10/2023
1455	GEORGE U CASTRO			CARLSBAD	NM	22305646	311949	320.30	Weld lifting eyes on Trac-hoe bucket	3/24/2023
11350	GLOBAL EQUIPMENT CO.,INC.			CHICAGO	IL	22301665	311757	299.17	FIRST AID AND SAFETY SUPPLIES	3/10/2023
11350	GLOBAL EQUIPMENT CO.,INC.			CHICAGO	IL	22207623	311758	77.69	BUILDING MAINTENANCE SUPPLIES FOR NMSRC	3/10/2023
11350	GLOBAL EQUIPMENT CO.,INC.			CHICAGO	IL	22301665	311758	248.28	FIRST AID AND SAFETY SUPPLIES	3/10/2023
11350	GLOBAL EQUIPMENT CO.,INC.			CHICAGO	IL	22301665	311758	625.21	FIRST AID AND SAFETY SUPPLIES	3/10/2023
1248	GLOBAL TRADING, INC			MIAMI	FL	22304743	311950	108.00	Name tape Name	3/24/2023
1248	GLOBAL TRADING, INC			MIAMI	FL	22303855	311950	2,832.50	Uniforms for fire dept. employees (on bid)	3/24/2023
1248	GLOBAL TRADING, INC			MIAMI	FL	22303855	311950	6,234.80	Uniforms for fire dept. employees (on bid)	3/24/2023
343	GOOD TIMES TSHIRT ORGANIZATION LLC		GUERRILLA GRAPHIX	ALBUQUERQUE	NM	22304344	311677	426.20	Items for Museum Store	3/3/2023
2932	GOPHER SPORT	THE PROPHET CORPORATION		OWATONNA	MN	22305095	1001149	733.70	basketball patron use	3/17/2023
2933	GRAINGER			KANSAS CITY	MO	22305161	311678	305.76	range tape for service trucks	3/3/2023
2933	GRAINGER			KANSAS CITY	MO	22305208	311678	376.00	blades for Dewalt saw/I Hinojos	3/3/2023
2933	GRAINGER			KANSAS CITY	MO	22304980	311678	557.67	SUPPLIES NEEDED FOR GARAGE/WELDING SHOP	3/3/2023
2933	GRAINGER			KANSAS CITY	MO	22304980	311678	143.79	SUPPLIES NEEDED FOR GARAGE/WELDING SHOP	3/3/2023
2933	GRAINGER			KANSAS CITY	MO	22304886	311759	4,573.50	padlocks for meter service - lockout	3/10/2023
2933	GRAINGER			KANSAS CITY	MO	22305090	311759	44.88	hasps for unit 13232 tool box/R Myers	3/10/2023
2933	GRAINGER			KANSAS CITY	MO	22305286	311759	123.16	batteries, oil, & hand cleaner for various jobs	3/10/2023
2933	GRAINGER			KANSAS CITY	MO	22305458	311759	1,133.33	TOOLS & EQUIP	3/10/2023
2933	GRAINGER			KANSAS CITY	MO	22305138	311759	11.23	retaining pins for adjustable wrenches/R Myers	3/10/2023
2933	GRAINGER			KANSAS CITY	MO	22305388	311861	167.76	trimmer line for SportsComplex/A Lara	3/17/2023

VENDOR	NAME	NAME2	DBA	CITY	STATE	P.O.	CHECK NO	INVOICE NET	INVOICE DESCRIPTION	CHECK DATE
2933	GRAINGER			KANSAS CITY	MO	22305509	311861	36.37	clip board for forklift/MLL	3/17/2023
2933	GRAINGER			KANSAS CITY	MO	22305477	311861	277.40	boiler treatment	3/17/2023
2933	GRAINGER			KANSAS CITY	MO	22304848	311861	55.36	strainers for service pumps	3/17/2023
2933	GRAINGER			KANSAS CITY	MO	22305615	311951	26.74	street 90's for various repair jobs/andrew	3/24/2023
2933	GRAINGER			KANSAS CITY	MO	22305675	311951	91.94	saw blades for various jobs	3/24/2023
2933	GRAINGER			KANSAS CITY	MO	22305601	311951	394.52	TOOLS & EQUIP	3/24/2023
2933	GRAINGER			KANSAS CITY	MO	22305110	311951	24.01	Mis Shop Tools	3/24/2023
2933	GRAINGER			KANSAS CITY	MO	22305515	311951	30.02	Eye Wash Solution	3/24/2023
2933	GRAINGER			KANSAS CITY	MO	22305651	312058	271.01	Cigarette bucket, pump maint kit, cooling pad	3/31/2023
2933	GRAINGER			KANSAS CITY	MO	22305675	312058	52.58	saw blades for various jobs	3/31/2023
2933	GRAINGER			KANSAS CITY	MO	22305354	312058	960.58	SHOP SUPPLIES FOR GARAGE	3/31/2023
2933	GRAINGER			KANSAS CITY	MO	22305678	312058	172.80	MAINT EQUIPMENT	3/31/2023
2933	GRAINGER			KANSAS CITY	MO	22305516	312058	220.56	Yearly Supply Air Filters	3/31/2023
2933	GRAINGER			KANSAS CITY	MO	22305110	312058	895.13	Mis Shop Tools	3/31/2023
2933	GRAINGER			KANSAS CITY	MO	22305110	312058	349.23	Mis Shop Tools	3/31/2023
2933	GRAINGER			KANSAS CITY	MO	22305794	312058	1,629.54	Water buffalo repair	3/31/2023
2933	GRAINGER			KANSAS CITY	MO	22305651	312058	251.35	Cigarette bucket, pump maint kit, cooling pad	3/31/2023
2933	GRAINGER			KANSAS CITY	MO	22305775	312058	879.51	Water buffalo repair fire suppression	3/31/2023
2933	GRAINGER			KANSAS CITY	MO	22305044	312058	2,032.08	Multi-gas detectors for Fire Dept.	3/31/2023
2947	GREER CONSTRUCTION, INC.			CARLSBAD	NM	22302321	1001208	168,051.78	Cavern Theater Phase 4	3/31/2023
1537	GREY HOUSE PUBLISHING			AMENIA	NY	22305552	311862	164.00	Library Reference book	3/17/2023
3021	GUY LUTMAN ENTERPRISES LLC		DBA AGC SIGN CENTRE	CARLSBAD	NM	22304775	311679	166.50	NUMBERS NEEDED FOR SW UNITS	3/3/2023
3021	GUY LUTMAN ENTERPRISES LLC		DBA AGC SIGN CENTRE	CARLSBAD	NM	22305281	311760	350.00	Metal Sign Face	3/10/2023
3021	GUY LUTMAN ENTERPRISES LLC		DBA AGC SIGN CENTRE	CARLSBAD	NM	22305617	311952	1,096.00	Vinyl signs for Utility Vehicles	3/24/2023
10957	HALL ENVIRONMENTAL	ANALYSIS LABORATORY INC		ALBUQUERQUE	NM	22300559	1001102	184.87	Annual testing expense for EPA & NMED Permits	3/10/2023
10957	HALL ENVIRONMENTAL	ANALYSIS LABORATORY INC		ALBUQUERQUE	NM	22300559	1001209	140.69	Annual testing expense for EPA & NMED Permits	3/31/2023
3050	HALL MACHINE			CARLSBAD	NM	22305612	311863	36.80	2" x 2" x 3/16" Angle Iron For Transit Shop	3/17/2023
3050	HALL MACHINE			CARLSBAD	NM	22305701	311953	77.50	PD unit TR-3 car trailer D-rings for tie-downs	3/24/2023
3050	HALL MACHINE			CARLSBAD	NM	22305419	312059	982.60	PLATES NEEDED FOR GARAGE TRAILER	3/31/2023
1480	HAROLD L PRUITT		HAROLD'S FENCES OF TODAY	HOBBS	NM	22304401	312060	18,515.08	Fencing for Sawyers Park	3/31/2023
567	HARRELL'S LLC			LAKELAND	FL	22303561	1001066	16,273.50	fertilizer, fungicides for greens for 2023	3/3/2023
567	HARRELL'S LLC			LAKELAND	FL	22305387	1001210	404.70	fertilizer for greens	3/31/2023
548	HBSS CONNECT CORP			LOWELL	MA	22300472	1001079	97.70	IVR Minutes 4 transit software Aug 22 thru March 2	3/10/2023
11079	HEIL OF TEXAS	TEXAN WASTE EQUIPMENT INC		IRVING	TX	22304967	311680	1,695.08	STRAPS, FITTINGS, & ROLLERS FOR SW UNITS	3/3/2023
11079	HEIL OF TEXAS	TEXAN WASTE EQUIPMENT INC		IRVING	TX	22303945	311864	569.21	Replacement grab arm springs for python tucks	3/17/2023
11079	HEIL OF TEXAS	TEXAN WASTE EQUIPMENT INC		IRVING	TX	22303945	311864	(488.55)	Replacement grab arm springs for python tucks	3/17/2023
11079	HEIL OF TEXAS	TEXAN WASTE EQUIPMENT INC		IRVING	TX	22302060	311954	2,598.75	Estimated cost to repair unit 16036	3/24/2023
3140	HELENA AGRI-ENTERPRISES			DALLAS	TX	22305186	311761	295.00	weed control grounds keeping	3/10/2023
15753	HENRY J CASTANEDA			CARLSBAD	NM		312061	220.00	Travel to Hobbs-PD	3/31/2023
3159	HI LINE CO			DALLAS	TX	22305089	311955	624.73	REFILL BULK BINS FOR VARIOUS SW UNITS	3/24/2023
3174	HINKLE SHANOR LLP			ROSWELL	NM	22301249	1001178	2,442.29	Annual Purchase Requisition for Small Matters	3/24/2023
491	HOLTZ INDUSTRIES INC			NEWARK	OH	22304619	311681	440.15	BOLT KIT FOR SW #16541	3/3/2023
1171	HOMELESS TRAINING INSTITUTE LLC			HENDERSOINVILLE	TN	22304716	311865	599.00	Training for library staff	3/17/2023
10726	HUB INTL INS SVCS INC			DALLAS	TX	22305638	311866	2,575.08	Professional Liability Renewal HUB	3/17/2023
8937	IBEW, LOCAL UNION #611			ALBUQUERQUE	NM		405597	321.30	Dues PR#1	3/10/2023
8937	IBEW, LOCAL UNION #611			ALBUQUERQUE	NM		405597	935.88	2% Fees PR#1	3/10/2023
3408	IDEXX DISTRIBUTION INC.			ATLANTA	GA	22305512	311956	2,776.36	Supplies needed in Lab	3/24/2023
3465	INGRAM LIBRARY SERVICES			ATLANTA	GA	22300876	312062	10.15	Adult Books for Circulation Collection	3/31/2023
3465	INGRAM LIBRARY SERVICES			ATLANTA	GA	22300876	312062	16.26	Adult Books for Circulation Collection	3/31/2023
3465	INGRAM LIBRARY SERVICES			ATLANTA	GA	22300876	312062	320.01	Adult Books for Circulation Collection	3/31/2023
735	INSIGHT PUBLIC SECTOR			TEMPE	AZ	22305231	1001067	366.18	Printer - PD Admin	3/3/2023
735	INSIGHT PUBLIC SECTOR			TEMPE	AZ	22305214	1001103	924.00	Licenses for Chromebooks	3/10/2023
735	INSIGHT PUBLIC SECTOR			TEMPE	AZ	22305259	1001103	1,276.63	Hub monitors	3/10/2023
735	INSIGHT PUBLIC SECTOR			TEMPE	AZ	22305352	1001103	2,651.11	City Clerk Computer	3/10/2023

VENDOR	NAME	NAME2	DBA	CITY	STATE	P.O.	CHECK NO	INVOICE NET	INVOICE DESCRIPTION	CHECK DATE
735	INSIGHT PUBLIC SECTOR			TEMPE	AZ	22305334	1001103	672.66	Monitor upgrade for Clerk office	3/10/2023
735	INSIGHT PUBLIC SECTOR			TEMPE	AZ	22305352	1001103	24.72	City Clerk Computer	3/10/2023
735	INSIGHT PUBLIC SECTOR			TEMPE	AZ	22305352	1001103	418.98	City Clerk Computer	3/10/2023
735	INSIGHT PUBLIC SECTOR			TEMPE	AZ	22305205	1001150	198.96	Surface Pro 9 - Dispatch	3/17/2023
735	INSIGHT PUBLIC SECTOR			TEMPE	AZ	22305205	1001150	1,722.80	Surface Pro 9 - Dispatch	3/17/2023
735	INSIGHT PUBLIC SECTOR			TEMPE	AZ	22305613	1001211	254.89	Electric air duster	3/31/2023
735	INSIGHT PUBLIC SECTOR			TEMPE	AZ	22304104	1001211	253.30	BATTERY REPLACEMENTS FOR GARAGE TOUGHBOOKS	3/31/2023
735	INSIGHT PUBLIC SECTOR			TEMPE	AZ	22305655	1001211	115.74	Logitech Wireless Wave Combo MK550	3/31/2023
735	INSIGHT PUBLIC SECTOR			TEMPE	AZ	22305567	1001211	302.72	Microsoft Surface Pro 9 for Business - 13'''	3/31/2023
735	INSIGHT PUBLIC SECTOR			TEMPE	AZ	22305205	1001211	237.91	Surface Pro 9 - Dispatch	3/31/2023
735	INSIGHT PUBLIC SECTOR			TEMPE	AZ	22305802	1001211	366.18	Printer - Garage PFA	3/31/2023
15634	ISAAC FLOREZ			CARLSBAD	NM		311957	85.44	Travel to Abq-PD	3/24/2023
3601	J & J PIPE & SUPPLY			CARLSBAD	NM	22305222	311682	571.41	PVC and supplies	3/3/2023
3601	J & J PIPE & SUPPLY			CARLSBAD	NM	22305435	311762	143.73	TOOLS & EQUIP	3/10/2023
3601	J & J PIPE & SUPPLY			CARLSBAD	NM	22305526	311867	495.80	belt press drain line	3/17/2023
3601	J & J PIPE & SUPPLY			CARLSBAD	NM	22305740	312063	568.77	RESTOCK PVC	3/31/2023
3601	J & J PIPE & SUPPLY			CARLSBAD	NM	22305478	312063	1,495.00	pipe needed to repair #1 tee box par 3	3/31/2023
3601	J & J PIPE & SUPPLY			CARLSBAD	NM	22305823	312063	5.98	convention center	3/31/2023
781	J J KELLER & ASSOCIATES INC			NEENAH	WI	22304977	311763	143.68	Vehicle Maint Record	3/10/2023
541	J WAYNE BEVERS	CHAPARRAL CLAIMS & INVESTIGATIONS LLC		ROSWELL	NM	22301583	311747	682.01	Chaparral Claims Annual Requisition	3/10/2023
541	J WAYNE BEVERS	CHAPARRAL CLAIMS & INVESTIGATIONS LLC		ROSWELL	NM	22301583	311936	603.81	Chaparral Claims Annual Requisition	3/24/2023
541	J WAYNE BEVERS	CHAPARRAL CLAIMS & INVESTIGATIONS LLC		ROSWELL	NM	22301583	311936	597.78	Chaparral Claims Annual Requisition	3/24/2023
13101	JACOB MARQUEZ			CARLSBAD	NM		312064	220.00	Travel to Hobbs-PD	3/31/2023
5770	JAIIME'S WELDING LLC			CARLSBAD	NM	22305473	311958	1,612.81	Equip Maint	3/24/2023
102	JAKE THOMASON			WHITES CITY	NM		311959	220.00	Travel to Hobbs-PD	3/24/2023
3058	JAMES HAMILTON CONST. CO			SILVER CITY	NM	22301763	311764	1,603.32	Base Coarse material for excavation repairs	3/10/2023
3058	JAMES HAMILTON CONST. CO			SILVER CITY	NM	22304634	311764	995.23	med coarse for various jobs/restock yard4	3/10/2023
3058	JAMES HAMILTON CONST. CO			SILVER CITY	NM	22301763	311868	4,709.75	Base Coarse material for excavation repairs	3/17/2023
3058	JAMES HAMILTON CONST. CO			SILVER CITY	NM	22305220	312065	2,401.59	MATERIALS FOR STREET DEPT	3/31/2023
3626	JD CREATIONS			CARLSBAD	NM	22304640	312066	200.00	Annual Plaques for Citizens	3/31/2023
3626	JD CREATIONS			CARLSBAD	NM	22304640	312066	90.00	Annual Plaques for Citizens	3/31/2023
839	JEFFERSON REITER	MAD DOG TREE AND LAWN LLC		CARLSBAD	NM	22305137	311875	1,722.33	Tree Removal	3/17/2023
1161	JEFFERY C ESTRADA	OLD CAVERN WASH & LAWN LLC		CARLSBAD	NM	22305576	29221	376.32	Illegal Dumping Alleyway Cleanup	3/17/2023
1036	JENKINS MARKETING CO LLC	JC GOLF ACCESSORIES		ENGLEWOOD	CO	22305709	1001212	1,399.74	Pro Shop Merchandise	3/31/2023
11733	JESSE RAMIREZ			CARLSBAD	NM		311869	155.00	Travel to Clovis-FD	3/17/2023
10498	JK AUTO & DIESEL LLC			CARLSBAD	NM	22300340	1001151	131.13	FY 2023 - Towing	3/17/2023
10498	JK AUTO & DIESEL LLC			CARLSBAD	NM	22300340	1001213	126.99	FY 2023 - Towing	3/31/2023
10498	JK AUTO & DIESEL LLC			CARLSBAD	NM	22305783	1001213	121.71	Towing Service	3/31/2023
10498	JK AUTO & DIESEL LLC			CARLSBAD	NM	22305783	1001213	142.99	Towing Service	3/31/2023
10498	JK AUTO & DIESEL LLC			CARLSBAD	NM	22305783	1001213	132.29	Towing Service	3/31/2023
846	JOHN J PENNELL	TOTAL PRODUCTIONS		ROSWELL	NM	22305448	311911	646.25	sound tech	3/17/2023
14230	JOHN LOWE			CARLSBAD	NM		311960	42.00	Travel to Santa Fe	3/24/2023
14230	JOHN LOWE			CARLSBAD	NM		311960	20.00	Travel to Santa Fe	3/24/2023
12942	JOHN M CARAWAY			CARLSBAD	NM	22300382	1001106	53.76	Annual requisition for Alternate Judge	3/10/2023
1550	JOHN M. CARAWAY			CARLSBAD	NM	22305713	311961	4,764.25	Special Prosecutor - John Caraway	3/24/2023
3767	JOHNSTONE SUPPLY			ALBUQUERQUE	NM	22304949	1001068	148.98	hvac parts	3/3/2023
3767	JOHNSTONE SUPPLY			ALBUQUERQUE	NM	22305100	1001107	370.83	0.5 3 spd motor	3/10/2023
828	JONATHAN CHANDLER	CHANDLER BROADCASTING		CARLSBAD	NM	22304951	1001095	200.00	Ad promotion for God of the Ring	3/10/2023
828	JONATHAN CHANDLER	CHANDLER BROADCASTING		CARLSBAD	NM	22305614	1001140	389.91	Radio ads for Touch a Truck	3/17/2023
828	JONATHAN CHANDLER	CHANDLER BROADCASTING		CARLSBAD	NM	22305553	1001200	200.00	radio ad for casting crowns Healer tour tax includ	3/31/2023
329	JOSEPH HOUSER			CARLSBAD	NM		311684	40.00	Travel to Roswell	3/3/2023
329	JOSEPH HOUSER			CARLSBAD	NM		311765	20.00	Travel to Roswell-FD	3/10/2023
329	JOSEPH HOUSER			CARLSBAD	NM		311765	40.00	Travel to Roswell-FD	3/10/2023
329	JOSEPH HOUSER			CARLSBAD	NM		311962	40.00	Travel to Roswell-Fire	3/24/2023

VENDOR	NAME	NAME2	DBA	CITY	STATE	P.O.	CHECK NO	INVOICE NET	INVOICE DESCRIPTION	CHECK DATE
329	JOSEPH HOUSER			CARLSBAD	NM		312067	40.00	Travel to Roswell-FD	3/31/2023
329	JOSEPH HOUSER			CARLSBAD	NM		312067	20.00	Travel to Roswell-FD	3/31/2023
329	JOSEPH HOUSER			CARLSBAD	NM		312067	40.00	Travel to Roswell-FD	3/31/2023
1021	JOSEPH ORTIZ	J O DESIGNS		CARLSBAD	NM	22303727	311683	215.04	LAPIDARY EQUIPMENT MAINTENANCE, MONITORING, TRAIN	3/3/2023
1021	JOSEPH ORTIZ	J O DESIGNS		CARLSBAD	NM	22303727	311683	215.04	LAPIDARY EQUIPMENT MAINTENANCE, MONITORING, TRAIN	3/3/2023
1546	JOSEPH VELEZ	3D VOICE & DATA LLC		MARLTON	NJ	22305551	312023	3,500.00	Dell Support for Phone PD System	3/31/2023
11909	JOSH MOORE			CARLSBAD	NM		312068	143.76	Travel to Pueblo NM	3/31/2023
13251	JOSHUA CALDER			CARLSBAD	NM		311685	40.00	Travel to Hobbs	3/3/2023
13251	JOSHUA CALDER			CARLSBAD	NM		311685	190.50	Travel to El Paso	3/3/2023
1515	JOSHUA CAMPBELL			CARLSBAD	NM		312069	20.00	Travel to Roswell	3/31/2023
1515	JOSHUA CAMPBELL			CARLSBAD	NM		312069	20.00	Travel to Roswell	3/31/2023
1515	JOSHUA CAMPBELL			CARLSBAD	NM		312069	20.00	Travel to Roswell	3/31/2023
746	JOSHUA HOLUB			CARLSBAD	NM	22304791	29225	400.00	Trash Pickup Not to Exceed \$400	3/24/2023
1024	JUANITA F JOJOLA			CARLSBAD	NM	22301675	311870	285.00	ART SUPPLIES FOR ARTS/CRAFTS C	3/17/2023
569	JULIE CHESTER	J CHESTER DESIGN LLC		LITHIA	FL	22300281	1001104	3,853.89	Promotional Expense for Julie Chester Social Media	3/10/2023
10764	JWC ENVIRONMENTAL LLC			LOS ANGELES	CA	22305451	312070	10,564.00	replace muffin monster at stevens	3/31/2023
1524	KAITLYN ROBERTSON			CARLSBAD	NM	22305250	29218	250.00	Riverblitz 2023 Photo Services	3/17/2023
3818	KAM SECURITY & SOUND, INC			CARLSBAD	NM	22305133	311686	245.15	ALARM MONITORING FOR ARSC. 7-1-22 - 12-31-22 INCLU	3/3/2023
3780	KANN MANUFACTURING CORP			DUBUQUE	IA	22305366	312071	1,536.94	LOCK CYLINDER FOR SW 782	3/31/2023
3541	KARS LLC	CARLSBAD FORD LINCOLN		ROSWELL	NM	22305023	311744	2,343.97	Transit #44 Engine Diagnostics for trouble codes	3/10/2023
3541	KARS LLC	CARLSBAD FORD LINCOLN		ROSWELL	NM	22304913	311847	261.95	seat covers for F250 service unit/ R Myers	3/17/2023
3541	KARS LLC	CARLSBAD FORD LINCOLN		ROSWELL	NM	22305493	311847	147.22	UNIT-141 TASK FORCE(TH)P/D	3/17/2023
3541	KARS LLC	CARLSBAD FORD LINCOLN		ROSWELL	NM	22305559	311847	33.18	UNIT-141 TASK FORCE(TH)P/D BELT	3/17/2023
3541	KARS LLC	CARLSBAD FORD LINCOLN		ROSWELL	NM	22302735	311932	5,945.30	405 - TURBO ISSUE(TH)F/D	3/24/2023
3541	KARS LLC	CARLSBAD FORD LINCOLN		ROSWELL	NM	22302342	312044	12.69	408 def cap	3/31/2023
435	KATHLEEN DAVIS			CARLSBAD	NM	22304599	29206	500.00	Trash Pickup Not to Exceed \$500	3/3/2023
14153	KATHRYN PRELL			CARLSBAD	NM		311871	42.00	Travel to Washington DC-PD	3/17/2023
304	KEYMAKE SOLUTIONS LLC	KEYMAKE SOLUTIONS		CARLSBAD	NM	22305425	311872	661.32	door repair HR	3/17/2023
304	KEYMAKE SOLUTIONS LLC	KEYMAKE SOLUTIONS		CARLSBAD	NM	22305420	311872	28.22	Additional Keys for Municipal Court	3/17/2023
304	KEYMAKE SOLUTIONS LLC	KEYMAKE SOLUTIONS		CARLSBAD	NM	22304950	311872	64.51	door handle service	3/17/2023
304	KEYMAKE SOLUTIONS LLC	KEYMAKE SOLUTIONS		CARLSBAD	NM	22305371	311963	1,053.44	repair handi cap door	3/24/2023
304	KEYMAKE SOLUTIONS LLC	KEYMAKE SOLUTIONS		CARLSBAD	NM	22305503	312072	206.44	key replaced and lockout	3/31/2023
3945	KRISTINA B HILLMER	KRISTINA'S CUSTOM FRAMING		CARLSBAD	NM	22300236	311766	201.55	2023 Kristina's framing citizens procl-photos	3/10/2023
3945	KRISTINA B HILLMER	KRISTINA'S CUSTOM FRAMING		CARLSBAD	NM	22300236	311964	96.77	2023 Kristina's framing citizens procl-photos	3/24/2023
3945	KRISTINA B HILLMER	KRISTINA'S CUSTOM FRAMING		CARLSBAD	NM	22300236	312073	100.69	2023 Kristina's framing citizens procl-photos	3/31/2023
1027	L & F DISTRIBUTORS LLC			CORPUS CHRISTI	TX	22305291	311965	492.15	Alcohol for Pro Shop	3/24/2023
1027	L & F DISTRIBUTORS LLC			CORPUS CHRISTI	TX	22305707	312074	492.15	Alcohol for Pro Shop	3/31/2023
11867	LA CUEVA PET CARE CENTER			CARLSBAD	NM	22301375	312075	535.45	FY 2023 - Annual Vet Visits	3/31/2023
4011	LA TIENDA			CARLSBAD	NM	22303886	311767	272.96	FOOD FOR CHRISTMAS LUNCHEON	3/10/2023
4011	LA TIENDA			CARLSBAD	NM	22305414	311767	389.40	Bottled Drinking Water	3/10/2023
4011	LA TIENDA			CARLSBAD	NM	22305628	311966	140.27	St. Patrick's Day Party Cookies and Punch	3/24/2023
4310	LAWSON PRODUCTS INC			CHICAGO	IL	22304704	311687	1,400.28	FITTINGS, BRAKE CLEANER & AERO-MISER FOR VARIOUS D	3/3/2023
12885	LD SUPPLY LLC			ALBUQUERQUE	NM	22303623	1001215	72.04	FACILITY MAINTENANCE SUPPLIES FOR NMSRC	3/31/2023
12885	LD SUPPLY LLC			ALBUQUERQUE	NM	22305218	1001215	1,043.55	FACILITY MAINTENANCE SUPPLIES FOR NMSRC	3/31/2023
4340	LEA COUNTY ELEC COOP. INC			LOVINGTON	NM	22300356	1001216	14,809.67	EST YRLY COST ELEC SERV DE WELFLD TO LH 6/22-5/23	3/31/2023
1280	LEVEL 3 FINANCING, INC	CENTURYLINK		BROOMFIELD	CO	22300621	311768	1,075.66	FY 2023 - Telephone Service	3/10/2023
1454	LEXISNEXIS RISK SOLUTIONS FL INC	LEXISNEXIS RISK SOLUTIONS		ALPHARETTA	GA	22303739	311769	210.00	FY 2023 - TRAX Subscription	3/10/2023
232	LIBRARICA LLC			DALLAS	TX	22300122	312076	611.10	Public computer management sub	3/31/2023
1386	LIBRARY JOURNALS, LLC			PLAIN CITY	OH	22303660	311688	75.00	Professional Development for Marketing	3/3/2023
1386	LIBRARY JOURNALS, LLC			PLAIN CITY	OH	22303660	311688	75.00	Professional Development for Marketing	3/3/2023
4359	LIFE ASSIST INC			RANCHO CORDOVA	CA	22300098	1001108	418.24	Annual Purchases for EMS Supplies - FY 22-23	3/10/2023
4359	LIFE ASSIST INC			RANCHO CORDOVA	CA	22300098	1001108	196.65	Annual Purchases for EMS Supplies - FY 22-23	3/10/2023
4359	LIFE ASSIST INC			RANCHO CORDOVA	CA	22300098	1001108	196.65	Annual Purchases for EMS Supplies - FY 22-23	3/10/2023
4359	LIFE ASSIST INC			RANCHO CORDOVA	CA	22300098	1001108	296.70	Annual Purchases for EMS Supplies - FY 22-23	3/10/2023

VENDOR	NAME	NAME2	DBA	CITY	STATE	P.O.	CHECK NO	INVOICE NET	INVOICE DESCRIPTION	CHECK DATE
4359	LIFE ASSIST INC			RANCHO CORDOVA	CA	22300098	1001152	256.32	Annual Purchases for EMS Supplies - FY 22-23	3/17/2023
4359	LIFE ASSIST INC			RANCHO CORDOVA	CA	22300098	1001152	329.40	Annual Purchases for EMS Supplies - FY 22-23	3/17/2023
4359	LIFE ASSIST INC			RANCHO CORDOVA	CA	22300098	1001152	176.17	Annual Purchases for EMS Supplies - FY 22-23	3/17/2023
4359	LIFE ASSIST INC			RANCHO CORDOVA	CA	22300098	1001217	1,995.15	Annual Purchases for EMS Supplies - FY 22-23	3/31/2023
4359	LIFE ASSIST INC			RANCHO CORDOVA	CA	22300098	1001217	72.72	Annual Purchases for EMS Supplies - FY 22-23	3/31/2023
4359	LIFE ASSIST INC			RANCHO CORDOVA	CA	22300098	1001217	331.20	Annual Purchases for EMS Supplies - FY 22-23	3/31/2023
1519	LOU WARD		LOU'S SIGN & STICKER SHOP	CARLSBAD	NM	22305225	29207	462.00	Banners for Riverblitz 2023	3/3/2023
1519	LOU WARD		LOU'S SIGN & STICKER SHOP	CARLSBAD	NM	22305752	312077	92.50	Emergency latch decals	3/31/2023
11214	LOUIS VASQUEZ			LUBBOCK	TX		311873	155.00	Travel to Clovis-FD	3/17/2023
11815	LOWE'S			ATLANTA	GA	22305062	29208	116.61	Paint for Mural Box Project on Callaway/Pierce St.	3/3/2023
11815	LOWE'S			ATLANTA	GA	22305279	311689	128.05	Flashlights for Meter readers	3/3/2023
11815	LOWE'S			ATLANTA	GA	22305047	311689	39.82	Ceiling Panels	3/3/2023
11815	LOWE'S			ATLANTA	GA	22304893	311689	284.60	MATERIALS FOR STREET DEPT	3/3/2023
11815	LOWE'S			ATLANTA	GA	22305175	311770	3.80	bulbs for ProShop/ C Ordova	3/10/2023
11815	LOWE'S			ATLANTA	GA	22305174	311770	14.19	traps for rodent control/ A Lara	3/10/2023
11815	LOWE'S			ATLANTA	GA	22305056	311770	59.58	Dump Truck Repair	3/10/2023
11815	LOWE'S			ATLANTA	GA	22304868	311770	170.90	Indoor Floodlights for Terminal	3/10/2023
11815	LOWE'S			ATLANTA	GA	22303328	311770	680.40	LANDSCAPE MATERIAL FOR COMMITTAL SHELTER	3/10/2023
11815	LOWE'S			ATLANTA	GA	22305098	311770	307.73	Hose and Tools/Equip for Transit Facility	3/10/2023
11815	LOWE'S			ATLANTA	GA	22305323	311770	53.90	fan press repair	3/10/2023
11815	LOWE'S			ATLANTA	GA	22305444	311770	324.70	Ops Tools & Equip	3/10/2023
11815	LOWE'S			ATLANTA	GA	22305443	311874	10.15	mortar for various jobs/ R Lopez	3/17/2023
11815	LOWE'S			ATLANTA	GA	22304875	311874	1,160.00	ceiling tiles	3/17/2023
11815	LOWE'S			ATLANTA	GA	22305192	311874	308.65	Composting Material	3/17/2023
11815	LOWE'S			ATLANTA	GA	22302891	311874	174.74	SUPPLIES FOR LAPIDARY REPAIRS AND MAINTENANCE	3/17/2023
11815	LOWE'S			ATLANTA	GA	22305621	311874	244.72	facility improvements	3/17/2023
11815	LOWE'S			ATLANTA	GA	22305637	311967	26.10	spray insulation to seal gaps/various depts	3/24/2023
11815	LOWE'S			ATLANTA	GA	22305648	311967	24.66	Program supplies	3/24/2023
11815	LOWE'S			ATLANTA	GA	22305687	311967	147.96	pads for service crews	3/24/2023
11815	LOWE'S			ATLANTA	GA	22305622	312078	234.18	step stools, hoses, office supplies	3/31/2023
11815	LOWE'S			ATLANTA	GA	22305730	312078	265.92	soffit lights by mermod side entrance for building	3/31/2023
11815	LOWE'S			ATLANTA	GA	22303401	312078	211.70	water softening salt for HVAC	3/31/2023
11815	LOWE'S			ATLANTA	GA	22305665	312078	35.50	painters tape	3/31/2023
11815	LOWE'S			ATLANTA	GA	22305581	312078	537.87	MAINTENANCE TOOLS AND SUPPLIES FOR SPORTS COMPLEX	3/31/2023
11815	LOWE'S			ATLANTA	GA	22305474	312078	75.99	Material needed for the Community Service dept	3/31/2023
11815	LOWE'S			ATLANTA	GA	22305698	312078	102.45	COMPOST SPRINKLERS	3/31/2023
11815	LOWE'S			ATLANTA	GA	22305716	312078	45.56	2 cycle fuel mix	3/31/2023
11815	LOWE'S			ATLANTA	GA	22305795	312078	52.24	Paint for Digital Sign Base	3/31/2023
12000	M & B MUFFLER SHOP	MIKE VALDEZ JR		CARLSBAD	NM	22303713	311968	453.80	Replacement catalytic converter unit 11036	3/24/2023
4731	MAIL SERVICE CENTER	MYRLENE GALLARDO		CARLSBAD	NM	22302709	1001109	23.16	mail service for water samples/R Lopez	3/10/2023
4731	MAIL SERVICE CENTER	MYRLENE GALLARDO		CARLSBAD	NM	22300043	1001109	43.22	FY 2023 - Express Mail Srvc	3/10/2023
4731	MAIL SERVICE CENTER	MYRLENE GALLARDO		CARLSBAD	NM	22300043	1001109	15.28	FY 2023 - Express Mail Srvc	3/10/2023
1046	MARIO GONZALEZ SANTILLAN		ONE WAY TINT & AUTO	CARLSBAD	NM	22305498	311890	585.00	Window Tinting - Dispatch	3/17/2023
861	MARIANOVIC LAW LLC			ALBUQUERQUE	NM	22300554	1001153	1,077.50	Annual requisition for court appointed attorney	3/17/2023
861	MARIANOVIC LAW LLC			ALBUQUERQUE	NM	22300554	1001218	1,077.50	Annual requisition for court appointed attorney	3/31/2023
861	MARIANOVIC LAW LLC			ALBUQUERQUE	NM	22300554	1001218	1,077.50	Annual requisition for court appointed attorney	3/31/2023
861	MARIANOVIC LAW LLC			ALBUQUERQUE	NM	22300554	1001218	1,077.50	Annual requisition for court appointed attorney	3/31/2023
861	MARIANOVIC LAW LLC			ALBUQUERQUE	NM	22300554	1001218	1,077.50	Annual requisition for court appointed attorney	3/31/2023
10532	MARK JOHNSON			CARLSBAD	NM		311876	155.00	Travel to Clovis-FD	3/17/2023
10948	MARY GARWOOD			CARLSBAD	NM		29219	1,269.23	Travel to Washington DC-Beautification	3/17/2023
4779	MASTER LUBE INC			CARLSBAD	NM	22301103	311690	72.20	OIL CHANGES FOR DOUBLE EAGLE	3/3/2023
4779	MASTER LUBE INC			CARLSBAD	NM	22301103	311690	93.70	OIL CHANGES FOR DOUBLE EAGLE	3/3/2023
4779	MASTER LUBE INC			CARLSBAD	NM	22301103	311690	93.70	OIL CHANGES FOR DOUBLE EAGLE	3/3/2023
4779	MASTER LUBE INC			CARLSBAD	NM	22301103	311690	102.45	OIL CHANGES FOR DOUBLE EAGLE	3/3/2023

VENDOR	NAME	NAME2	DBA	CITY	STATE	P.O.	CHECK NO	INVOICE NET	INVOICE DESCRIPTION	CHECK DATE
4779	MASTER LUBE INC			CARLSBAD	NM	22303502	311771	98.45	OIL CHANGES FOR WATER DEPT.	3/10/2023
4779	MASTER LUBE INC			CARLSBAD	NM	22300060	311772	86.95	Annual PO = Transit oil chng/s	3/10/2023
4779	MASTER LUBE INC			CARLSBAD	NM	22303502	311772	123.95	OIL CHANGES FOR WATER DEPT.	3/10/2023
4779	MASTER LUBE INC			CARLSBAD	NM	22303502	311772	76.95	OIL CHANGES FOR WATER DEPT.	3/10/2023
4779	MASTER LUBE INC			CARLSBAD	NM	22303502	312079	102.40	OIL CHANGES FOR WATER DEPT.	3/31/2023
1391	MASTERGRIP INC	PLUS 1		IRVING	TX	22302759	311691	726.66	Gloves W/Rock Logo	3/3/2023
1391	MASTERGRIP INC	PLUS 1		IRVING	TX	22302759	311969	46.63	Gloves W/Rock Logo	3/24/2023
4759	MCCOYS LUMBER			CARLSBAD	NM	22304725	311692	59.81	Paint brushes needed for shop	3/3/2023
4759	MCCOYS LUMBER			CARLSBAD	NM	22305396	311773	79.74	block for various repairs/R Lopez	3/10/2023
4759	MCCOYS LUMBER			CARLSBAD	NM	22304993	311877	1,245.86	Material needed for the Senior Respite Center	3/17/2023
4759	MCCOYS LUMBER			CARLSBAD	NM	22305735	312080	38.99	replace cooler pump for community svc @PW BLDG	3/31/2023
4759	MCCOYS LUMBER			CARLSBAD	NM	22305653	312080	46.06	toggle bolts	3/31/2023
1309	MEDICAL AIR SERVICES ASSOCIATION, INC			PLANTATION	FL		405598	1,688.00	B2BCOCARL PR#1	3/10/2023
1309	MEDICAL AIR SERVICES ASSOCIATION, INC			PLANTATION	FL		405641	1,681.00	BCBCOCARL PR#2	3/24/2023
893	MH5500 LLC	BATTERIES PLUS 853		CARLSBAD	NM	22305053	311878	1,349.95	BATTERIES(TH)/P/D 2003X2/1903/1513/1907	3/17/2023
893	MH5500 LLC	BATTERIES PLUS 853		CARLSBAD	NM	22305006	311878	2,249.95	RESTOCK FOR PFA(TH)1/2PD-1/2 FD	3/17/2023
893	MH5500 LLC	BATTERIES PLUS 853		CARLSBAD	NM	22305542	312081	24.99	MATERIALS FOR STREET DEPT	3/31/2023
893	MH5500 LLC	BATTERIES PLUS 853		CARLSBAD	NM	22305759	312081	159.99	Early warning system battery	3/31/2023
11978	MICHAEL (BRAD) HENSON			CARLSBAD	NM		311879	155.00	Travel to Clovis-FD	3/17/2023
11851	MICHAEL TRUJILLO			CARLSBAD	NM		311880	155.00	Travel to Clovis-FD	3/17/2023
1303	MICHAEL W WOOD			CARLSBAD	NM	22302255	311881	29.59	Uniform Patches & Repairs Sept 22- June 23	3/17/2023
12486	MICHELE ROBERTSON			CARLSBAD	NM	22305234	29209	300.00	Riverblitz 2023 Event Planning Assistance	3/3/2023
12486	MICHELE ROBERTSON			CARLSBAD	NM	22305445	29220	300.00	Riverblitz 2023 Event Planning Assistance	3/17/2023
4869	MIDWEST TAPE			CINCINNATI	OH	22304814	1001154	29.99	DVDs for children's collection	3/17/2023
1534	MIGHTY WASH			LUBBOCK	TX	22305394	311774	80.00	Maintenance on Executive Vehicle	3/10/2023
5218	MILLER ENGINEERS INC	DBA SOUDER, MILLER & ASSOCIATES		ALBUQUERQUE	NM	22303283	1001069	2,403.09	planning phase for stevens st sewer re-route	3/3/2023
5218	MILLER ENGINEERS INC	DBA SOUDER, MILLER & ASSOCIATES		ALBUQUERQUE	NM	22305187	1001219	3,858.38	Stevens Street Sewer Reroute	3/31/2023
5218	MILLER ENGINEERS INC	DBA SOUDER, MILLER & ASSOCIATES		ALBUQUERQUE	NM	22207135	1001219	5,586.51	primary second wet well design	3/31/2023
5218	MILLER ENGINEERS INC	DBA SOUDER, MILLER & ASSOCIATES		ALBUQUERQUE	NM	22106452	1001219	3,490.66	Engineering work for West Shaw Sewer repair	3/31/2023
5218	MILLER ENGINEERS INC	DBA SOUDER, MILLER & ASSOCIATES		ALBUQUERQUE	NM	22104380	1001219	2,210.67	Sewer Engineering work East Rose Street	3/31/2023
4872	MINE SUPPLY	A DIVISION OF PURVIS IND.		DALLAS	TX	22304212	311693	188.57	Water separator for main compressor	3/3/2023
4872	MINE SUPPLY	A DIVISION OF PURVIS IND.		DALLAS	TX	22303794	311882	18.85	REPLACEMENT HOSES, ORINGS, FITTINGS FOR SW TRUCKS	3/17/2023
4872	MINE SUPPLY	A DIVISION OF PURVIS IND.		DALLAS	TX	22303794	311882	16.99	REPLACEMENT HOSES, ORINGS, FITTINGS FOR SW TRUCKS	3/17/2023
4872	MINE SUPPLY	A DIVISION OF PURVIS IND.		DALLAS	TX	22303794	311970	214.17	REPLACEMENT HOSES, ORINGS, FITTINGS FOR SW TRUCKS	3/24/2023
4872	MINE SUPPLY	A DIVISION OF PURVIS IND.		DALLAS	TX	22303794	311970	203.70	REPLACEMENT HOSES, ORINGS, FITTINGS FOR SW TRUCKS	3/24/2023
4872	MINE SUPPLY	A DIVISION OF PURVIS IND.		DALLAS	TX	22303794	311970	4.25	REPLACEMENT HOSES, ORINGS, FITTINGS FOR SW TRUCKS	3/24/2023
4872	MINE SUPPLY	A DIVISION OF PURVIS IND.		DALLAS	TX	22305184	311970	259.09	HOSES NEEDED FOR ST #1669	3/24/2023
388	MISSION COMMUNICATIONS LLC			NORCROSS	GA	22300581	311775	623.40	EST YRLY 7/22 TO 6/23 WIRELESS MONITOR WATER SYSTE	3/10/2023
10246	MITCHELL & CRUSE	ARCHITECTURE, LLC		CARLSBAD	NM	22302719	29226	19,353.74	Mitch & Cruse On Call for Riverwalk Rec Ctr - HVAC	3/24/2023
10246	MITCHELL & CRUSE	ARCHITECTURE, LLC		CARLSBAD	NM	22205822	311776	1,075.21	Architectural Service Fees	3/10/2023
10647	MOBILE SAFETY & CONSULT			CARLSBAD	NM	22305300	1001110	322.69	Drug Screen - After Hours Callout	3/10/2023
4905	MODRALL SPERLING, ROEHL	HARRIS & SISK, PA		ALBUQUERQUE	NM	22301251	312082	1,333.41	Annual Purchase Requisition for WR/SG	3/31/2023
670	MONTGOMERY & ANDREWS, P.A.			SANTA FE	NM	22300542	1001111	4,874.06	ELEA Legislative Services	3/10/2023
4935	MORRISON SUPPLY			DALLAS	TX	22305003	311777	376.45	Run gas to heater in warehouse	3/10/2023
4935	MORRISON SUPPLY			DALLAS	TX	22305086	311777	96.38	PARTS FOR STREET SHOP HEATER	3/10/2023
4935	MORRISON SUPPLY			DALLAS	TX	22305022	311777	1,598.32	A/C & HEATER FOR BRAKE ROOM	3/10/2023
4935	MORRISON SUPPLY			DALLAS	TX	22305304	311777	149.92	plumbing parts	3/10/2023
4935	MORRISON SUPPLY			DALLAS	TX	22304701	311883	1,911.61	water heater	3/17/2023
4935	MORRISON SUPPLY			DALLAS	TX	22305668	312083	37.66	plumbing supplies	3/31/2023
4935	MORRISON SUPPLY			DALLAS	TX	22304325	312083	501.22	Building Supplies	3/31/2023
4935	MORRISON SUPPLY			DALLAS	TX	22305002	312083	1,756.14	PFA OFFICE A/C AND HEATER	3/31/2023
4935	MORRISON SUPPLY			DALLAS	TX	22305731	312083	8.31	water heater parts	3/31/2023
13366	NATIONAL INDUSTRIAL & SAFETY SUPPLY LLC			OLYMPIA	WA	22305510	312084	575.64	gaiters for service crews	3/31/2023
1344	NETWORK CLOSING SERVICES, INC	PIONEER TITLE AND ESCROW		ORLANDO	FL	22305714	311971	900.00	eda contract	3/24/2023

VENDOR	NAME	NAME2	DBA	CITY	STATE	P.O.	CHECK NO	INVOICE NET	INVOICE DESCRIPTION	CHECK DATE
5376	NEUMARK IRRIGATION	SOLSBURY HILL LLC		ALBUQUERQUE	NM	22305643	312085	1,448.02	Irrigation parts	3/31/2023
5810	NEW MEXICO GAS CO. INC.			ALBUQUERQUE	NM	22300185	311694	1,430.99	account#00147800-1235723-4	3/3/2023
5810	NEW MEXICO GAS CO. INC.			ALBUQUERQUE	NM	22300185	311694	495.56	0754699, 0754697, &1375855	3/3/2023
5810	NEW MEXICO GAS CO. INC.			ALBUQUERQUE	NM	22300185	311778	146.01	account#000147800-1377861-6	3/10/2023
5810	NEW MEXICO GAS CO. INC.			ALBUQUERQUE	NM	22300317	311972	7,827.83	2022-2023 Annual Usage - Gas C	3/24/2023
5810	NEW MEXICO GAS CO. INC.			ALBUQUERQUE	NM	22300185	312086	2,730.75	Gas Service	3/31/2023
5483	NEW MEXICO MAGAZINE			SANTA FE	NM	22300716	311779	850.00	New Mexico Magazine	3/10/2023
5483	NEW MEXICO MAGAZINE			SANTA FE	NM	22305385	312087	1,292.00	Advertising with New Mexico Magazine 2023-2024	3/31/2023
6722	NEW MEXICO SECRETARY OF STATE			SANTA FE	NM	22305384	311805	30.00	Notary application Fee Wanda Caddell Aguilar	3/10/2023
2349	NFPA			AVON	MA	22304214	311884	175.00	Dues and Subscriptions for Electrical Dept.	3/17/2023
5551	NICHOLS PRINTING, INC.			CARLSBAD	NM	22305173	311780	85.00	Letter head paper	3/10/2023
5551	NICHOLS PRINTING, INC.			CARLSBAD	NM	22304689	311780	1,393.00	Office Supplies	3/10/2023
5551	NICHOLS PRINTING, INC.			CARLSBAD	NM	22305166	311780	35.00	Ink stamper needed for Exec. Sec. at Public Works	3/10/2023
5551	NICHOLS PRINTING, INC.			CARLSBAD	NM	22305364	311885	375.00	Mini Golf tickets	3/17/2023
5551	NICHOLS PRINTING, INC.			CARLSBAD	NM	22305464	311885	45.00	business cards	3/17/2023
5551	NICHOLS PRINTING, INC.			CARLSBAD	NM	22305436	311973	90.00	Materials and Supplies	3/24/2023
5551	NICHOLS PRINTING, INC.			CARLSBAD	NM	22305664	312088	130.00	Business Cards	3/31/2023
5551	NICHOLS PRINTING, INC.			CARLSBAD	NM	22305518	312088	1,310.00	Victim's Rights Cards - Spanish & English	3/31/2023
5551	NICHOLS PRINTING, INC.			CARLSBAD	NM	22303725	312088	417.00	Gate Access Application Forms	3/31/2023
5551	NICHOLS PRINTING, INC.			CARLSBAD	NM	22305760	312088	1,776.00	Presentation folders for Mayor's office	3/31/2023
8953	NM CHILD SUPPORT	ENFORCEMENT DIVISION		ALBUQUERQUE	NM		405599	167.19	201311	3/10/2023
8953	NM CHILD SUPPORT	ENFORCEMENT DIVISION		ALBUQUERQUE	NM		405599	204.46	395691	3/10/2023
8953	NM CHILD SUPPORT	ENFORCEMENT DIVISION		ALBUQUERQUE	NM		405599	44.77	256156	3/10/2023
8953	NM CHILD SUPPORT	ENFORCEMENT DIVISION		ALBUQUERQUE	NM		405599	276.92	268617	3/10/2023
8953	NM CHILD SUPPORT	ENFORCEMENT DIVISION		ALBUQUERQUE	NM		405599	448.15	460530	3/10/2023
8953	NM CHILD SUPPORT	ENFORCEMENT DIVISION		ALBUQUERQUE	NM		405599	297.23	421456	3/10/2023
8953	NM CHILD SUPPORT	ENFORCEMENT DIVISION		ALBUQUERQUE	NM		405642	167.19	201311	3/24/2023
8953	NM CHILD SUPPORT	ENFORCEMENT DIVISION		ALBUQUERQUE	NM		405642	204.46	395691	3/24/2023
8953	NM CHILD SUPPORT	ENFORCEMENT DIVISION		ALBUQUERQUE	NM		405642	44.77	256156	3/24/2023
8953	NM CHILD SUPPORT	ENFORCEMENT DIVISION		ALBUQUERQUE	NM		405642	276.92	268617	3/24/2023
8953	NM CHILD SUPPORT	ENFORCEMENT DIVISION		ALBUQUERQUE	NM		405642	448.15	460530	3/24/2023
8953	NM CHILD SUPPORT	ENFORCEMENT DIVISION		ALBUQUERQUE	NM		405642	297.23	421456	3/24/2023
8953	NM CHILD SUPPORT	ENFORCEMENT DIVISION		ALBUQUERQUE	NM		405642	120.00	262914	3/24/2023
5470	NM EMS BUREAU			SANTA FE	NM	22303913	311886	150.00	Initial EMT-I Licensing Fees	3/17/2023
5470	NM EMS BUREAU			SANTA FE	NM	22304542	311886	100.00	2023 EMD License Renewal	3/17/2023
5470	NM EMS BUREAU			SANTA FE	NM	22303956	312089	80.00	EMD Renewal Licenses	3/31/2023
5467	NM JUNIOR COLLEGE	ACCOUNTS RECEIVABLE		HOBBS	NM	22303367	311974	2,973.75	Police Academy	3/24/2023
5467	NM JUNIOR COLLEGE	ACCOUNTS RECEIVABLE		HOBBS	NM	22304887	311974	4,375.00	Firearm Instructor Course	3/24/2023
8955	NM RETIREE HEALTH CARE			DALLAS	TX		405600	35,788.04	RHCA PR#1	3/10/2023
8955	NM RETIREE HEALTH CARE			DALLAS	TX		405643	35,887.71	RHCA PR#2	3/24/2023
5497	NMML	NM MUNICIPAL LEAGUE		SANTA FE	NM	22305749	312090	75.00	2023 NMML Certification Workshop and Spring Meetin	3/31/2023
5497	NMML	NM MUNICIPAL LEAGUE		SANTA FE	NM	22305749	312090	200.00	2023 NMML Certification Workshop and Spring Meetin	3/31/2023
5108	NMPTA	NM TRANSIT ASSOCIATION		RIO RANCHO	NM	22305400	1001112	325.00	2023 NM Transit Conference and Expo reg fees	3/10/2023
5555	NMWWA			ESPANOLA	NM	22305324	311695	53.00	NMWWA SE SECTION RENEWAL & NEW APP	3/3/2023
5555	NMWWA			ESPANOLA	NM	22305324	311695	53.00	NMWWA SE SECTION RENEWAL & NEW APP	3/3/2023
5555	NMWWA			ESPANOLA	NM	22305324	311695	53.00	NMWWA SE SECTION RENEWAL & NEW APP	3/3/2023
5555	NMWWA			ESPANOLA	NM	22305324	311695	53.00	NMWWA SE SECTION RENEWAL & NEW APP	3/3/2023
5555	NMWWA			ESPANOLA	NM	22305324	311695	53.00	NMWWA SE SECTION RENEWAL & NEW APP	3/3/2023
5555	NMWWA			ESPANOLA	NM	22305324	311695	53.00	NMWWA SE SECTION RENEWAL & NEW APP	3/3/2023
5555	NMWWA			ESPANOLA	NM	22305362	311781	300.00	drwe anderson training hours	3/10/2023
5546	NOAH'S ARK, INC.			CARLSBAD	NM	22300240	312091	23,224.11	FY 2023 - Animal Shelter Maint.	3/31/2023
11266	NOALMARK BROADCASTING COR	KIXN-KZOR-KPZA-KLEA-KEJL	KBIM RADIO	HOBBS	NM	22304920	311887	800.16	Ad promotion for God of the Ring	3/17/2023
13398	NORTHERN TOOL & EQUIPMENT	CATALOG HOLDINGS INC		BURNSVILLE	MN	22305185	311782	86.95	screwdrivers & cutters for crews / I Hinojos	3/10/2023
13398	NORTHERN TOOL & EQUIPMENT	CATALOG HOLDINGS INC		BURNSVILLE	MN	22305190	311782	1,080.00	replace worn tools 121103&15303/A Parraz	3/10/2023

VENDOR	NAME	NAME2	DBA	CITY	STATE	P.O.	CHECK NO	INVOICE NET	INVOICE DESCRIPTION	CHECK DATE
13398	NORTHERN TOOL & EQUIPMENT	CATALOG HOLDINGS INC		BURNSVILLE	MN	22305063	311782	179.00	batteries for warehouse tools/MLara	3/10/2023
13398	NORTHERN TOOL & EQUIPMENT	CATALOG HOLDINGS INC		BURNSVILLE	MN	22305183	311782	67.01	Equipment for Herbicide Spraying	3/10/2023
13398	NORTHERN TOOL & EQUIPMENT	CATALOG HOLDINGS INC		BURNSVILLE	MN	22305183	311782	188.99	Equipment for Herbicide Spraying	3/10/2023
13398	NORTHERN TOOL & EQUIPMENT	CATALOG HOLDINGS INC		BURNSVILLE	MN	22304934	312092	50.00	REPLACE TIRE ON FIRE HOSE DOLLY	3/31/2023
1532	NOTHERN GIFTS INC			BLAINE	WA	22305491	312093	481.75	Northern Gifts Canned Critters	3/31/2023
13138	NUTRIEN AG SOLUTIONS			WALL LAKE	IA	22304649	311783	2,224.70	Fertilizer for Sports Complex	3/10/2023
11090	ODESSA AMERICAN	AIM MEDIA TEXAS OPERATING		MCALLEN	TX	22300832	311784	179.00	Newcomers Guide Ads	3/10/2023
5639	OFFICE DEPOT INC.			DALLAS	TX	22305197	311696	145.19	Item #3457024 HSM S10 Strip Cut Shredder/Paper, CD	3/3/2023
5639	OFFICE DEPOT INC.			DALLAS	TX	22305197	311696	8.39	Item #3457024 HSM S10 Strip Cut Shredder/Paper, CD	3/3/2023
5639	OFFICE DEPOT INC.			DALLAS	TX	22305197	311696	74.97	Item #3457024 HSM S10 Strip Cut Shredder/Paper, CD	3/3/2023
5639	OFFICE DEPOT INC.			DALLAS	TX	22305197	311696	32.57	Item #3457024 HSM S10 Strip Cut Shredder/Paper, CD	3/3/2023
5639	OFFICE DEPOT INC.			DALLAS	TX	22305198	311785	548.45	Toner Cartridges needed for J. Ramos printer	3/10/2023
5639	OFFICE DEPOT INC.			DALLAS	TX	22305520	311975	437.67	Office Supplies	3/24/2023
5639	OFFICE DEPOT INC.			DALLAS	TX	22305520	311975	106.87	Office Supplies	3/24/2023
5639	OFFICE DEPOT INC.			DALLAS	TX	22305520	311975	12.98	Office Supplies	3/24/2023
5639	OFFICE DEPOT INC.			DALLAS	TX	22305523	311975	74.99	external hard drive	3/24/2023
5639	OFFICE DEPOT INC.			DALLAS	TX	22305459	311975	116.96	Supplies for Museum	3/24/2023
5639	OFFICE DEPOT INC.			DALLAS	TX	22305459	311975	36.19	Supplies for Museum	3/24/2023
5639	OFFICE DEPOT INC.			DALLAS	TX	22305459	311975	16.76	Supplies for Museum	3/24/2023
5639	OFFICE DEPOT INC.			DALLAS	TX	22305685	312094	67.77	Office Supplies	3/31/2023
9998	ONE TIME						80068	94.40	EXP#000044	3/23/2023
9998	ONE TIME						80069	43.22	EXP#000134	3/23/2023
9998	ONE TIME						80070	16.99	EXP#000062	3/23/2023
9998	ONE TIME						80071	175.39	EXP#000128	3/23/2023
9998	ONE TIME						80072	2.78	EXP#000136	3/23/2023
9998	ONE TIME						80073	83.03	EXP#000012	3/23/2023
9998	ONE TIME						80074	4.78	EXP#000049	3/23/2023
9998	ONE TIME						80075	15.49	EXP#000043	3/23/2023
9998	ONE TIME						80076	5.41	EXP#000020	3/23/2023
9998	ONE TIME						80077	29.91	EXP#000114	3/23/2023
9998	ONE TIME						80078	11.70	EXP#000027	3/23/2023
9998	ONE TIME						80079	9.29	EXP#000100	3/23/2023
9998	ONE TIME						80080	30.88	EXP#000116	3/23/2023
9998	ONE TIME						80081	33.77	EXP#000008	3/23/2023
9998	ONE TIME						80082	72.11	EXP#000014	3/23/2023
9998	ONE TIME						80083	67.08	EXP#000067	3/23/2023
9998	ONE TIME						80084	26.36	EXP#000022	3/23/2023
9998	ONE TIME						80085	17.14	EXP#000035	3/23/2023
9998	ONE TIME						80086	14.05	EXP#000037	3/23/2023
9998	ONE TIME						80087	0.77	EXP#000038	3/23/2023
9998	ONE TIME						80088	12.22	EXP#000053	3/23/2023
9998	ONE TIME						80089	16.84	EXP#000055	3/23/2023
9998	ONE TIME						80090	30.86	EXP#000057	3/23/2023
9998	ONE TIME						80091	29.36	EXP#000068	3/23/2023
9998	ONE TIME						80092	14.08	EXP#000086	3/23/2023
9998	ONE TIME						80093	16.84	EXP#000120	3/23/2023
9998	ONE TIME						80094	31.62	EXP#000149	3/23/2023
9998	ONE TIME						80095	3.89	EXP#000146	3/23/2023
9998	ONE TIME						80096	228.33	EXP#000132	3/23/2023
9998	ONE TIME						80097	10.54	EXP#000042	3/23/2023
9998	ONE TIME						80098	10.70	EXP#000135	3/23/2023
9998	ONE TIME						80099	20.87	EXP#000140	3/23/2023
9998	ONE TIME						80100	23.16	EXP#000058	3/23/2023
9998	ONE TIME						80101	22.81	EXP#000032	3/23/2023

VENDOR	NAME	NAME2	DBA	CITY	STATE	P.O.	CHECK NO	INVOICE NET	INVOICE DESCRIPTION	CHECK DATE
9998	ONE TIME						80102	32.44 EXP#000019		3/23/2023
9998	ONE TIME						80103	30.95 EXP#000088		3/23/2023
9998	ONE TIME						80104	9.29 EXP#000047		3/23/2023
9998	ONE TIME						80105	72.55 EXP#000101		3/23/2023
9998	ONE TIME						80106	17.30 EXP#000073		3/23/2023
9998	ONE TIME						80107	13.32 EXP#000076		3/23/2023
9998	ONE TIME						80108	31.54 EXP#000016		3/23/2023
9998	ONE TIME						80109	4.41 EXP#000011		3/23/2023
9998	ONE TIME						80110	28.60 EXP#000064		3/23/2023
9998	ONE TIME						80111	15.00 EXP#000030		3/23/2023
9998	ONE TIME						80112	30.95 EXP#000106		3/23/2023
9998	ONE TIME						80113	11.97 EXP#000031		3/23/2023
9998	ONE TIME						80114	0.37 EXP#000028		3/23/2023
9998	ONE TIME						80115	9.29 EXP#000133		3/23/2023
9998	ONE TIME						80116	1.90 EXP#000061		3/23/2023
9998	ONE TIME						80117	5.38 EXP#000131		3/23/2023
9998	ONE TIME						80118	45.00 EXP#000079		3/23/2023
9998	ONE TIME						80119	37.78 EXP#000071		3/23/2023
9998	ONE TIME						80120	17.02 EXP#000139		3/23/2023
9998	ONE TIME						80121	49.69 EXP#000013		3/23/2023
9998	ONE TIME						80122	2.44 EXP#000048		3/23/2023
9998	ONE TIME						80123	87.80 EXP#000093		3/23/2023
9998	ONE TIME						80124	149.30 EXP#000066		3/23/2023
9998	ONE TIME						80125	9.29 EXP#000096		3/23/2023
9998	ONE TIME						80126	10.63 EXP#000015		3/23/2023
9998	ONE TIME						80127	48.99 EXP#000075		3/23/2023
9998	ONE TIME						80128	93.09 EXP#000025		3/23/2023
9998	ONE TIME						80129	11.63 EXP#000108		3/23/2023
9998	ONE TIME						80130	26.10 EXP#000102		3/23/2023
9998	ONE TIME						80131	45.50 EXP#000091		3/23/2023
9998	ONE TIME						80132	9.29 EXP#000046		3/23/2023
9998	ONE TIME						80133	0.01 EXP#000072		3/23/2023
9998	ONE TIME						80134	39.56 EXP#000123		3/23/2023
9998	ONE TIME						80135	9.23 EXP#000045		3/23/2023
9998	ONE TIME						80136	26.38 EXP#000115		3/23/2023
9998	ONE TIME						80137	5.41 EXP#000017		3/23/2023
9998	ONE TIME						80138	32.44 EXP#000021		3/23/2023
9998	ONE TIME						80139	32.41 EXP#000029		3/23/2023
9998	ONE TIME						80140	12.56 EXP#000033		3/23/2023
9998	ONE TIME						80141	12.53 EXP#000034		3/23/2023
9998	ONE TIME						80142	12.56 EXP#000036		3/23/2023
9998	ONE TIME						80143	12.56 EXP#000039		3/23/2023
9998	ONE TIME						80144	19.88 EXP#000050		3/23/2023
9998	ONE TIME						80145	19.91 EXP#000052		3/23/2023
9998	ONE TIME						80146	19.91 EXP#000054		3/23/2023
9998	ONE TIME						80147	19.82 EXP#000069		3/23/2023
9998	ONE TIME						80148	12.56 EXP#000081		3/23/2023
9998	ONE TIME						80149	12.53 EXP#000082		3/23/2023
9998	ONE TIME						80150	12.53 EXP#000083		3/23/2023
9998	ONE TIME						80151	14.12 EXP#000084		3/23/2023
9998	ONE TIME						80152	12.56 EXP#000085		3/23/2023
9998	ONE TIME						80153	19.88 EXP#000092		3/23/2023
9998	ONE TIME						80154	19.94 EXP#000098		3/23/2023
9998	ONE TIME						80155	19.91 EXP#000109		3/23/2023

VENDOR	NAME	NAME2	DBA	CITY	STATE	P.O.	CHECK NO	INVOICE NET	INVOICE DESCRIPTION	CHECK DATE
9998	ONE TIME						80156	19.91 EXP#000117		3/23/2023
9998	ONE TIME						80157	18.35 EXP#000119		3/23/2023
9998	ONE TIME						80158	28.60 EXP#000065		3/23/2023
9998	ONE TIME						80159	39.83 EXP#000004		3/23/2023
9998	ONE TIME						80160	269.64 EXP#000005		3/23/2023
9998	ONE TIME						80161	45.00 EXP#000112		3/23/2023
9998	ONE TIME						80162	3.82 EXP#000060		3/23/2023
9998	ONE TIME						80163	3.66 EXP#000024		3/23/2023
9998	ONE TIME						80164	1.48 EXP#000126		3/23/2023
9998	ONE TIME						80165	8.31 EXP#000097		3/23/2023
9998	ONE TIME						80166	9.26 EXP#000094		3/23/2023
9998	ONE TIME						80167	5.41 EXP#000063		3/23/2023
9998	ONE TIME						80168	36.32 EXP#000010		3/23/2023
9998	ONE TIME						80169	6.30 EXP#000127		3/23/2023
9998	ONE TIME						80170	1.53 EXP#000107		3/23/2023
9998	ONE TIME						80171	115.50 EXP#000087		3/23/2023
9998	ONE TIME						80172	54.27 EXP#000104		3/23/2023
9998	ONE TIME						80173	13.15 EXP#000105		3/23/2023
9998	ONE TIME						80174	79.10 EXP#000090		3/23/2023
9998	ONE TIME						80175	45.00 EXP#000078		3/23/2023
9998	ONE TIME						80176	116.24 EXP#000095		3/23/2023
9998	ONE TIME						80177	24.65 EXP#000041		3/23/2023
9998	ONE TIME						80178	46.73 EXP#000003		3/23/2023
9998	ONE TIME						80179	45.78 EXP#000111		3/23/2023
9998	ONE TIME						80180	39.56 EXP#000122		3/23/2023
9998	ONE TIME						80181	30.54 EXP#000124		3/23/2023
9998	ONE TIME						80182	30.54 EXP#000125		3/23/2023
9998	ONE TIME						80183	90.98 EXP#000009		3/23/2023
9998	ONE TIME						80184	17.02 EXP#000148		3/23/2023
9998	ONE TIME						80185	5.61 EXP#000051		3/23/2023
9998	ONE TIME						80186	11.41 EXP#000147		3/23/2023
9998	ONE TIME						80187	140.47 EXP#000006		3/23/2023
9998	ONE TIME						80188	64.11 EXP#000080		3/23/2023
9998	ONE TIME						80189	150.00 EXP#000089		3/23/2023
9998	ONE TIME						80190	23.90 EXP#000142		3/23/2023
9998	ONE TIME						80191	45.00 EXP#000040		3/23/2023
9998	ONE TIME						80192	99.59 EXP#000138		3/23/2023
9998	ONE TIME						80193	1.53 EXP#000113		3/23/2023
9998	ONE TIME						80194	1.87 EXP#000129		3/23/2023
9998	ONE TIME						80195	48.71 EXP#000118		3/23/2023
9998	ONE TIME						80196	2.56 EXP#000130		3/23/2023
9998	ONE TIME						80197	7.33 EXP#000144		3/23/2023
9998	ONE TIME						80198	93.34 EXP#000056		3/23/2023
9998	ONE TIME						80199	52.76 EXP#000070		3/23/2023
9998	ONE TIME						80200	1.53 EXP#000023		3/23/2023
9998	ONE TIME						80201	10.46 EXP#000074		3/23/2023
9998	ONE TIME						80202	17.91 EXP#000077		3/23/2023
9998	ONE TIME						80203	27.09 EXP#000103		3/23/2023
9998	ONE TIME						80204	759.11 EXP#000018		3/23/2023
9998	ONE TIME						80205	32.38 EXP#000110		3/23/2023
9998	ONE TIME						80206	45.00 EXP#000007		3/23/2023
9998	ONE TIME						80207	169.07 EXP#000099		3/23/2023
9998	ONE TIME						80208	10.78 EXP#000143		3/23/2023
9998	ONE TIME						80209	7.30 EXP#000026		3/23/2023

VENDOR	NAME	NAME2	DBA	CITY	STATE	P.O.	CHECK NO	INVOICE NET	INVOICE DESCRIPTION	CHECK DATE
9998	ONE TIME						80210	10.93	EXP#000059	3/23/2023
9998	ONE TIME						80211	7.36	EXP#000121	3/23/2023
9998	ONE TIME						80212	33.45	EXP#000141	3/23/2023
9998	ONE TIME						80213	15.08	EXP#000145	3/23/2023
9998	ONE TIME						80214	49.35	EXP#000137	3/23/2023
9999	ONE TIME						311697	4,679.78	Damage to Porch by SW	3/3/2023
9998	ONE TIME						311729	382.16	EXP#000002	3/7/2023
9999	ONE TIME						311730	10,590.80	Reimbursement for Property Damage	3/9/2023
9999	ONE TIME						311786	100.00	Cancelled Event	3/10/2023
9999	ONE TIME						311787	50.00	Deposit Redund-RC	3/10/2023
9999	ONE TIME						311788	50.00	Deposit Redund-RC	3/10/2023
9999	ONE TIME						311789	1,532.19	1305 W Ural Dr	3/10/2023
9999	ONE TIME						311790	50.00	Deposit Redund-RC	3/10/2023
9999	ONE TIME						311791	100.00	Deposit Refund for Tottenhoff Room	3/10/2023
9999	ONE TIME						311792	120.00	Reimbursement for Cost of a Plumber	3/10/2023
9999	ONE TIME						311793	2,363.02	Damage to fiber optic lines at 112 N Alameda	3/10/2023
9999	ONE TIME						311888	50.00	Deposit Refund-RC	3/17/2023
9999	ONE TIME						311889	50.00	Deposit Refund-RC	3/17/2023
9999	ONE TIME						311976	275.00	Deposit Refund-CC	3/24/2023
9999	ONE TIME						311977	806.41	Damage to property	3/24/2023
9999	ONE TIME						311978	50.00	Deposit Refund-RC	3/24/2023
9999	ONE TIME						311979	50.00	Deposit Refund RC	3/24/2023
9999	ONE TIME						311980	18.00	Duplicate Payment	3/24/2023
9999	ONE TIME						311981	50.00	Deposit Refund	3/24/2023
9999	ONE TIME						311982	35.00	Duplicate Payment	3/24/2023
9999	ONE TIME						311983	50.00	Deposit Refund	3/24/2023
9999	ONE TIME						311984	50.00	Deposit Refund	3/24/2023
9999	ONE TIME						311985	50.00	Deposit Refund	3/24/2023
9999	ONE TIME						311986	1,000.00	Deposit Refund for Walter Gerrells Perf Arts	3/24/2023
9999	ONE TIME						312095	50.00	Deposit Refund	3/31/2023
9999	ONE TIME						312096	50.00	Deposit Reund-RC	3/31/2023
9999	ONE TIME						312097	50.00	Deposit Refund	3/31/2023
9999	ONE TIME						312098	50.00	Deposit Reund-RC	3/31/2023
9999	ONE TIME						312099	50.00	Deposit Refund RW	3/31/2023
9999	ONE TIME						312100	76.15	Reimbursement and replacement of mail box	3/31/2023
5668	OREILLY AUTO/FIRST CALL			SPRINGFIELD	MO	22305598	1001155	14.99	replace antenna on unit 14751/mll	3/17/2023
5668	OREILLY AUTO/FIRST CALL			SPRINGFIELD	MO	22305733	1001220	69.97	steering wheel cover for unit 13232,,14868,& 23F25	3/31/2023
5693	ORIENTAL TRADING CO	OTC BRANDS		OMAHA	NE	22305711	312101	405.73	CINCO DE MAYO SUPPLIES	3/31/2023
3017	ORLANDO GARZA		GUADALUPE PEST CONTROL	CARLSBAD	NM	22300543	311698	34,852.87	Groundskeeping & Open/Close graves 7/2022 -- 6/202	3/3/2023
3017	ORLANDO GARZA		GUADALUPE PEST CONTROL	CARLSBAD	NM	22300622	312102	2,617.44	Herbicides for Cemetery July 2022 thru June 2023	3/31/2023
1486	OTHRAM INC			THE WOODLANDS	TX	22304482	311987	5,625.00	DNA Testing	3/24/2023
16080	OTIS WATER USERS CO-OP			CARLSBAD	NM	22301126	311988	94.66	Meter #13456454	3/24/2023
5715	OTTO ENVIRONMENTAL			CHARLOTTE	NC	22305004	311699	31,940.00	95 GAL MIL TRASH CARTS	3/3/2023
5715	OTTO ENVIRONMENTAL			CHARLOTTE	NC	22305004	311794	3,360.00	95 GAL MIL TRASH CARTS	3/10/2023
10025	OVERDRIVE INC			CLEVELAND	OH	22300203	311700	3,075.21	NMLTG patron database	3/3/2023
349	OXI FRESH OF SE NM LLC			ROSWELL	NM	22300916	1001113	793.96	FY 2023 - Carpet Cleaning Service	3/10/2023
488	P & M SOLUTIONS LLC		DO MY OWN	NORCROSS	GA	22305454	311853	1,790.28	herbicide for foliage control/J Granger	3/17/2023
488	P & M SOLUTIONS LLC		DO MY OWN	NORCROSS	GA	22305676	311942	76.86	surfactant for foliage control/J Granger	3/24/2023
488	P & M SOLUTIONS LLC		DO MY OWN	NORCROSS	GA	22305554	312051	1,193.52	lift station weed control	3/31/2023
5729	PECOS VALLEY BROADCASTING CORP			ARTESIA	NM	22304413	29227	253.26	Riverblitz 2023 Radio Ads Pkg.	3/24/2023
5729	PECOS VALLEY BROADCASTING CORP			ARTESIA	NM	22304413	29227	253.26	Riverblitz 2023 Radio Ads Pkg.	3/24/2023
5889	PETERSON'S WATER TREATMENT LLC			ALBUQUERQUE	NM	22300101	311702	720.39	FY23 Water Treatment for Various City Buildings	3/3/2023
5882	PETES EQUIPMENT REPAIR, INC			ALBUQUERQUE	NM	22303448	1001070	4,815.65	BEARING, SHOCKS & HARDWARE ST #15298 SOLE SOURCE	3/3/2023
5882	PETES EQUIPMENT REPAIR, INC			ALBUQUERQUE	NM	22305227	1001114	385.42	HYDRO SECTION & KNOB FOR WWC #10084	3/10/2023

VENDOR	NAME	NAME2	DBA	CITY	STATE	P.O.	CHECK NO	INVOICE NET	INVOICE DESCRIPTION	CHECK DATE
807	ZIA DISTRIBUTION CO LLC			CARLSBAD	NM	22305486	312021	430.82	Snacks for Pro Shop	3/24/2023
								4,251,364.63		

14. Vendor Fiscal Year Summary

City of Carlsbad
YTD Vendor Summary
July 2022 - March 2023

Vendor Number	Vendor Name	City	State	YTD Purchases	YTD Payments
12830	4 ELEMENTS AUTOMOTIVE	CARLSBAD	NM	36,773.92	36,773.92
595	4 ELEMENTS OILFIELD SERVICES LLC	CARLSBAD	NM	10,561.67	10,561.67
7558	4 RIVERS EQUIPMENT	GREELEY	CO	7,549.83	7,549.83
1256	4ALLPROMOS LLC	ESSEX	CT	3,249.78	3,249.78
2358	4IMPRINT INC.	CHICAGO	IL	12,271.61	12,271.61
1037	4M BUILT LLC	CARLSBAD	NM	5,327.45	5,327.45
1265	5280 PUBLISHING, INC	DENVER	CO	6,130.00	6,130.00
835	535 GROUP LLC	MCLEAN	VA	51,445.00	51,445.00
417	90 DEGREE BENEFITS	LUBBOCK	TX	1,007,454.06	1,007,454.06
148	A & S ENTERPRISES INC	ALBUQUERQUE	NM	21,871.32	21,871.32
687	AAL FIRE & SAFETY LLC	CARLSBAD	NM	3,678.61	3,678.61
48	AARDVARK	LA VERNE	CA	625.00	625.00
1267	AARON DOMINGUEZ	ROSWELL	NM	40.00	40.00
1255	ABAE PARTNERS LLC	CARLSBAD	NM	250.00	250.00
875	ACK ENTERPRISES INC	SMITHFIELD	UT	1,167.18	1,167.18
1001	ACUSHNET COMPANY	BOSTON	MA	55,071.81	55,071.81
223	AD VENTURE MARKETING	BROWNFIELD	TX	4,602.67	4,602.67
1401	ADAM V WEIS	PETALUMA	CA	400.00	400.00
1005	ADIDAS AMERICA, INC.	PORTLAND	OR	9,579.50	9,579.50
64	ADMIN OFFICE OF THE COURTS	SANTA FE	NM	43,036.00	43,036.00
1033	ADMIRAL BEVERAGE CORP	ALBUQUERQUE	NM	26,415.98	26,415.98
11959	ADRIAN GONZALES	CARLSBAD	NM	1,484.00	1,484.00
14039	ADRIAN R RODRIGUEZ	CARLSBAD	NM	927.90	927.90
1329	ADRIANN L LEYVA SING	CARLSBAD	NM	500.00	500.00
11317	ADVANCE AUTO PARTS	RALEIGH	NC	55,986.26	55,986.26
5276	ADVANCED CHEMICAL TRANSPORT INC.	SAN JOSE	CA	13,058.52	13,058.52
61	ADVANCED COMMUNICATIONS &	ALBUQUERQUE	NM	81,666.83	81,666.83
11012	ADVANCED PEST AND WEED	CARLSBAD	NM	19,387.63	19,387.63
11620	AES INC.	TEMPE	AZ	23,725.15	23,725.15
78	ALBERTSON'S #907	AMARILLO	TX	11,589.37	11,589.37
228	ALERT ALL CORP	NEW HOLLAND	PA	3,987.50	3,987.50
9833	ALEX LUNA	CARLSBAD	NM	1,088.84	1,088.84
437	ALEX RUIZ	CARLSBAD	NM	18.00	18.00
873	ALI M MORALES	ALBUQUERQUE	NM	19,139.94	19,139.94
806	ALK INC	ARTESIA	NM	4,067.26	4,067.26
10	ALL CITY MANAGEMENT SERVICES INC	LOS ANGELES	CA	112,426.82	112,426.82
13369	ALL OUT SERVICES LLC	CARLSBAD	NM	24,370.30	24,370.30
498	ALL PRO TURF SERVICE INC	FULLERTON	CA	33,900.00	33,900.00
12604	ALLDATA LLC	ELK GROVE	CA	1,860.00	1,860.00

City of Carlsbad
YTD Vendor Summary
July 2022 - March 2023

Vendor Number	Vendor Name	City	State	YTD Purchases	YTD Payments
133	ALLIED 100 LLC	MILWAUKEE	WI	1,936.65	1,936.65
99	ALTEC INDUSTRIES INC	BIRMINGHAM	AL	3,660.98	3,660.98
684	AMANDA LEE	LUBBOCK	TX	600.00	600.00
1289	AMBER MARIE LEYVA	CARLSBAD	NM	500.00	500.00
1442	AMELIA CATALDI	EL PASO	TX	2,970.00	2,970.00
1435	AMERICAN 3B SCIENTIFIC, LP	TUCKER	GA	17,885.00	17,885.00
1465	AMERICAN ASSOCIATION OF AIRPORT EXECUTIVES, INC	ALEXANDRIA		1,710.00	1,710.00
871	AMERICAN LIBRARY ASSOC	CHICAGO	IL	411.00	411.00
107	AMERICAN LIBRARY ASSOCIATION	CHICAGO	IL	751.03	751.03
10052	AMERICAN MEDICAL GROUP	HOBBS	NM	4,972.65	4,972.65
10987	AMERICAN SIGNAL CORP	MILWAUKEE	WI	6,829.88	6,829.88
10073	AMERICAN STEEL CARPORT INC	JOSHUA	TX	14,605.00	14,605.00
15789	AMPARO VASQUEZ	CARLSBAD	NM	38.00	38.00
751	ANALY SOSA	EL PASO	TX	-	12.00
12642	ANDREA R ORNELAS	CARLSBAD	NM	500.00	500.00
15744	ANDRES RUIZ	CARLSBAD	NM	642.00	642.00
15965	ANDREW MATTA	CARLABAD	NM	468.77	468.77
1417	ANDREW MUNOZ	EL PASO	ST	95.00	95.00
14886	ANDREW SWANSON	CARLSBAD	NM	214.48	214.48
901	ANDREWS BROADCASTING COMPANY INC.	ANDREWS	TX	1,581.50	1,581.50
1034	ANDY A VILLARREAL	SAN ANTONIO	TX	860.17	860.17
224	ANGEL ARMOR LLC	FORT COLLINS	CO	21,807.76	24,211.76
1257	ANGELA M LAMBERTH	CARLSBAD	NM	139.94	139.94
11863	ANGELICA BARRIOS-TESTA	CARLSBAD	NM	416.12	416.12
10802	ANGELO AMALLA	CARLSBAD	NM	162.23	162.23
195	ANIMAL CARE EQUIPMENT & SERVICES LLC	BROOMFIELD	CO	412.09	412.09
419	ANTHONY BRICENO	CARLSBAD	NM	378.00	378.00
1284	ANTHONY M GARCIA	CARLSBAD	NM	10,800.00	10,800.00
503	ANTHONY QUESADA	LOVING	NM	20.00	20.00
9692	ANTONIO BACA	CARLSBAD	NM	432.27	432.27
14	APCO, AFC INC.	DAYTONA BEACH	FL	8,054.34	8,054.34
725	APPLIED CONCEPTS INC	RICHARDSON	TX	12,002.50	12,002.50
1229	APRIL MARTINEZ	CARLSBAD	NM	1,309.04	1,309.04
303	AQUATIC CONSULTANTS, INC	ALBUQUERQUE	NM	9,777.82	9,777.82
544	ARAMARK UNIFORM & CAREER APPAREL GROUP	PASADENA	CA	9,086.57	8,503.85
322	ARCADIA PUBLISHING INC	MT PLEASANT	SC	364.31	364.31
1360	ARCAVATE CORPORATION	MONROE	NC	203.80	203.80
12927	ARCHIVESOCIAL INC	DURHAM	NC	4,788.00	4,788.00
1447	ARCONAS INC	HIGH POINT	NC	5,770.26	5,770.26

City of Carlsbad
YTD Vendor Summary
July 2022 - March 2023

Vendor Number	Vendor Name	City	State	YTD Purchases	YTD Payments
11924	ART OF THE WEST	MINNETONKA	MN	2,790.00	2,790.00
358	ARTESIA DAILY PRESS	ARTESIA	NM	75.00	75.00
360	ARTESIA FIRE EQUIPMT, INC	ARTESIA	NM	41,261.44	41,261.44
1438	ARTESIA FORD SALES, INC	ARTESIA	NM	1,510.42	1,510.42
1221	ARTESIA METALS INC	ARTESIA	NM	1,547.02	1,547.02
12758	ARTURO MUNOZ	LOVING	NM	140.47	140.47
14604	ASHLEY CARNERO	CARLSBAD	NM	200.00	200.00
236	ASHLEY TAKAKO KAJIKI ROMERO	CARLSBAD	NM	2,500.00	2,500.00
693	ASKART INC.	TONGANOXIE	KS	234.00	234.00
391	AT&T CORPORATION	ATLANTA	GA	10,775.65	10,775.65
12271	AT&T TELECONFERENCE SVCS	CAROL STREAM	IL	5.93	5.93
1274	AUSTIN LINKER	CARLSBAD	NM	230.62	230.62
396	AUSTIN TURF & TRACTOR INC	MARBLE FALLS	TX	82,882.49	82,882.49
405	AUTOZONE	CARLSBAD	NM	228.16	228.16
311	AZ WASTEWATER IND. INC	PHOENIX	AZ	1,055.00	1,055.00
428	B & H PHOTO VIDEO	NEW YORK	NY	8,175.97	8,175.97
416	B & R TRUCKING, INC.	CARLSBAD	NM	212.89	212.89
231	BADGE FRAME INC	CAMDEN	TN	2,558.35	2,558.35
438	BAKER UTILITY SUPPLY CORP	ALBUQUERQUE	NM	132,425.83	132,425.83
440	BALLEAU GROUNDWATER INC.	ALBUQUERQUE	NM	10,333.23	10,333.23
10205	BDS ENTERPRISES LLC	CARLSBAD	NM	3,637.81	3,637.81
1412	BEAR PAW EMBROIDERY & SAFETY LLC	CARLSBAD	NM	9,815.36	9,815.36
736	BEAR PAW EMBROIDERY CORP.	CARLSBAD	NM	14,928.73	14,928.73
458	BENMARK SUPPLY CO., INC.	MIDLAND	TX	122,529.04	122,529.04
674	BIANCA ARANDA	CARLSBAD	NM	500.00	500.00
1723	BIBLIONIX, LLC	AUSTIN	TX	2,954.00	2,954.00
10229	BIBLIOTHECA, LLC	ATLANTA	GA	2,951.60	2,951.60
910	BIG 5 SPORTING GOODS	EL SEGUNDO	CA	6,359.13	6,359.13
462	BIG STATE INDUSTRIAL SUPPLY INC	RIVERSIDE	CA	10,940.64	10,940.64
701	BIO AQUATIC TESTING INC	CARROLLTON	TX	3,180.00	3,180.00
1456	BLACKBIRD PURCHASER INC	COLUMBUS	OH	3,155.00	3,155.00
531	BLACKSTONE AUDIO	PHILADELPHIA	PA	1,742.23	1,742.23
510	BLAINE INDUSTRIAL SUPPLY	LUBBOCK	TX	12,253.05	12,253.05
1509	BLICK ART MATERIALS LLC	GALESBURG	IL	441.44	441.44
12719	BLUE 360 MEDIA LLC	PARK CITY	UT	1,703.91	1,703.91
367	BLUE PEAK LOGIC INC	MISSION VIEJO	CA	3,527.00	3,527.00
1385	BLUE TEES ENTERPRISES LLC	WALNUT CREEK	CA	11,311.53	11,311.53
661	BNSF RAILWAY COMPANY CORP	FT WORTH	TX	3,116.32	3,116.32
1028	BOARD OF VETERINARY MEDICINE	ALBUQUERQUE	NM	200.00	200.00

City of Carlsbad
YTD Vendor Summary
July 2022 - March 2023

Vendor Number	Vendor Name	City	State	YTD Purchases	YTD Payments
545	BOB TURNER'S FORD COUNTRY	ALBUQUERQUE	NM	44,983.00	44,983.00
404	BOBBY G NESBIT	CARLSBAD	NM	500.00	500.00
10074	BOBCAT AUTO AND DETAIL	CARLSBAD	NM	9,705.48	9,705.48
638	BOHANNAN HUSTON INC.	ALBUQUERQUE	NM	9,163.48	9,163.48
1263	BORDADO LLC	CARLSBAD	NM	128.00	128.00
559	BOYS & GIRLS CLUB OF CARLSBAD INC	CARLSBAD	NM	88,934.67	88,934.67
1511	BP SOLUTIONS	ASHEVILLE	NC	405.00	405.00
1358	BPOE LODGE #1558	CARLSBAD	NM	2,625.00	2,625.00
9831	BRADLEY CARLSEN	CARLSBAD	NM	155.00	155.00
6919	BRADY INDUSTRIES OF NM	LAS VEGAS	NV	3,211.24	3,211.24
580	BRANDON INDUSTRIES, INC.	MCKINNEY	TX	14,757.20	14,757.20
11263	BRANDON LEE	CARLSBAD	NM	379.99	379.99
610	BREWER OIL CO.	ARTESIA	NM	1,550.70	1,550.70
13382	BRIAN MCCARTY	BLOOMFIELD	NM	964.00	964.00
742	BRIDGEPAY NETWORK SOLUTIONS	MAITLAND	FL	2,758.30	2,758.30
616	BRININSTOOL EQUIPMENT SALES INC	CARLSBAD	NM	30,350.82	30,350.82
635	BRODART CO.	COLUMBUS	OH	7,068.60	7,068.60
652	BROWNING GARAGE DOORS LLC	CARLSBAD	NM	6,092.59	6,092.59
10865	BRUCKNER TRUCK SALES INC	BIRMINGHAM	AL	1,766,893.40	1,766,893.40
11562	BRYAN CABRIALES	CARLSBAD	NM	118.00	118.00
1311	BRYANNA FLOREZ	CARLSBAD	NM	500.00	500.00
662	BSN SPORTS LLC	DALLAS	TX	6,470.67	6,470.67
1508	BSTK LLC	CARLSBAD	NM	1,505.29	1,505.29
13343	BTE BODY COMPANY	IRVING	TX	73,169.07	73,169.07
12868	BURLAP & LIGHT	CARLSBAD	NM	1,500.00	1,500.00
294	BURNISHINE GRAPHIC PRODUCTS LLC	LAKE VILLA	IL	828.00	828.00
12895	BUSINESS NOTIONS INC	ROSWELL	NM	342.80	342.80
11251	C & R DISTRIBUTING, LLC	EL PASO	TX	2,063.00	2,063.00
787	CAIN ELECTRIC SUPPLY CORP	DALLAS	TX	2,188.02	2,188.02
1307	CALEB KINNIKIN	CARLSBAD	NM	189.00	189.00
10535	CALEB SHELL	ARTESIA	NM	332.71	332.71
1003	CALLAWAY GOLF SALES CO.	CARLSBAD	CA	33,948.94	34,196.62
10004	CAMCO PLUMBING INC.	CARLSBAD	NM	215.29	215.29
507	CANDOR TIRES LLC	CARLSBAD	NM	20,708.81	20,708.81
11294	CANNON COCHRAN MANAGEMENT	INDIANAPOLIS	IN	12,731.42	12,731.42
881	CAPROCK WATER COMPANY INC	ARTESIA	NM	257.23	257.23
936	CARASOFT TECHNOLOGY CORP	RESTON	VA	314.50	314.50
890	CARC FARM, INC.	CARLSBAD	NM	4,537.60	4,537.60
1434	CAREY A BOX	CARLSBAD	NM	400.00	400.00

City of Carlsbad
YTD Vendor Summary
July 2022 - March 2023

Vendor Number	Vendor Name	City	State	YTD Purchases	YTD Payments
1348	CARI PICKENS	CARLSBAD	NM	478.00	478.00
10517	CARLSBAD AREA ART ASSOC.	CARLSBAD	NM	25,061.39	25,061.39
915	CARLSBAD AUTO SUPPLY	CARLSBAD	NM	18,915.60	18,915.60
11181	CARLSBAD AUTOMOTIVE	CARLSBAD	NM	5,450.62	5,450.62
12203	CARLSBAD COMMUNITY	CARLSBAD	NM	43,719.79	43,719.79
944	CARLSBAD COMMUNITY ANTI-DRUG/GANG COALITION	CARLSBAD	NM	18,000.00	18,000.00
12859	CARLSBAD COMMUNITY THEATRE	CARLSBAD	NM	18,496.27	18,496.27
930	CARLSBAD CURRENT ARGUS	MCLEAN	VA	98.97	98.97
1922	CARLSBAD CURRENT-ARGUS	LOS ANGELES	CA	350.34	350.34
933	CARLSBAD DEPT OF DEVELOPMENT CORP	CARLSBAD	NM	255,138.27	255,138.27
934	CARLSBAD DOWNTOWN LIONS	CARLSBAD	NM	50.00	50.00
285	CARLSBAD GEM & MINERAL SOCIETY INC	CARLSBAD	NM	4,056.80	4,056.80
950	CARLSBAD IRRIGATION DIST.	CARLSBAD	NM	3,825.60	3,825.60
741	CARLSBAD LIFEHOUSE INC	CARLSBAD	NM	5,873.97	5,873.97
941	CARLSBAD MAINSTREET CORP	CARLSBAD	NM	211,584.31	211,584.31
12835	CARLSBAD MEDICAL CENTER	COLUMBIA	MO	8,898.93	8,898.93
1006	CARLSBAD MEDICAL CNTR LLC	DALLAS	TX	1,139.99	1,139.99
983	CARLSBAD MUNICIPAL SCHOOL	CARLSBAD	NM	122,375.00	122,375.00
5206	CARLSBAD NATIONAL LITTLE LEAGUE	CARLSBAD	NM	19,000.00	19,000.00
12061	CARLSBAD PRINTING/DESIGN	CARLSBAD	NM	3,323.25	3,323.25
1388	CARLSBAD QUALITY JANITORIAL	HAGERMAN	NM	50,177.58	50,177.58
902	CARLSBAD RADIO INC.	CARLSBAD	NM	8,242.99	8,242.99
1040	CARLSBAD SHEET METAL, LLC	CARLSBAD	NM	32,896.15	32,896.15
12923	CARLSBAD SMALL ENGINE LLC	CARLSBAD	NM	566.42	566.42
11662	CARLSBAD TRANSITIONAL	CARLSBAD	NM	36,000.00	36,000.00
585	CAROL SCOTT	ARTESIA	NM	1,867.20	1,867.20
1085	CARROT TOP INDUSTRIES	HILLSBOROUGH	NC	14,301.35	14,301.35
11144	CAVERN CITY CHILD	CARLSBAD	NM	5,000.00	5,000.00
13208	CAVERN CITY MEDIA	CARLSBAD	NM	2,171.91	2,171.91
12988	CECIL M DANIELL	CARLSBAD	NM	500.00	500.00
992	CED	DALLAS	TX	99,294.18	99,294.18
1552	CENTERLINE SUPPLY, INC	GRAND PRAIRIE	TX	2,120.00	2,120.00
1120	CENTRAL VALLEY ELECTRIC COOP	ARTESIA	NM	1,242.88	1,242.88
442	CHAD NESBIT	CARLSBAD	NM	400.00	400.00
1206	CHAMBER OF COMMERCE CORP.	CARLSBAD	NM	608,415.40	608,415.40
13360	CHAMPION MOTORSPORTS	ROSWELL	NM	2,924.88	2,924.88
1213	CHAPARRAL SAND & GRAVEL	CHAPARRAL	NM	7,104.72	7,104.72
7539	CHARLES G TRACY	HOUSTON	TX	2,460.73	2,460.73
9382	CHARLES H. JURVA	CARLSBAD	NM	16,159.20	16,159.20

City of Carlsbad
YTD Vendor Summary
July 2022 - March 2023

Vendor Number	Vendor Name	City	State	YTD Purchases	YTD Payments
9505	CHARLES JURVA-INS REBATE	CARLSBAD	NM	4,618.79	4,618.79
12383	CHRIS CARON	CARLSBAD	NM	71.08	83.08
14037	CHRISTOPHER AUSTIN	CARLSBAD	NM	180.00	180.00
276	CHRISTOPHER MORALES	ARTESIA	NM	2,695.33	2,695.33
659	CI TECHNOLOGIES INC	ST AUGUSTINE	FL	1,212.02	1,212.02
12871	CIELO VISTA MALL	EL PASO	TX	5,200.00	5,200.00
13445	CIERRA SAMANIEGO	CARLSBAD	NM	55.00	55.00
1941	CISCO EQUIPMENT	DALLAS	TX	3,175.16	3,175.16
1462	CITY OF FORT WORTH, TEXAS	FORT WORTH	TX	15.00	15.00
363	CITY OF LUBBOCK TX	LUBBOCK	TX	1,848.95	1,848.95
1342	CIVICPLUS, LLC	MANHATTAN	KS	1,400.00	1,400.00
1237	CLARK EQUIPMENT CO INC.	ALBUQUERQUE	NM	121.42	121.42
906	CLARK TRUCK EQUIP CO INC	ALBUQUERQUE	NM	13,476.19	13,476.19
1491	CLARK TRUCK EQUIPMENT COMPANY INC	ALBUQUERQUE	NM	5,341.00	5,341.00
12653	CLUB PROPHET SYSTEMS	CHESWICK	PA	5,768.51	5,768.51
1711	CMI,INC	CHARLOTE	NC	144.64	144.64
10728	CNA SURETY	ST LOUIS	MO	200.00	200.00
8911	CNB BANK	CARLSBAD	NM	5,858,760.11	5,858,760.11
1202	COATS PUMP & SUPPLY INC	DEXTER	NM	218,813.69	218,813.69
13302	CODE 3 SERVICE LLC	ALBUQUERQUE	NM	16,860.80	16,860.80
453	COLLABORATIVE SUMMER LIBRARY PROGRAM	MASON CITY	IA	868.02	868.02
10104	COLLINS TREE SERVICE LLC	ARTESIA	NM	2,419.22	2,419.22
9287	COLLIS JOHNSON	CARLSBAD	NM	2,647.67	2,647.67
8918	COLONIAL LIFE & ACCIDENT	COLUMBIA	SC	374,907.38	374,907.38
1500	COMMERCIAL LIGHTING COMPANY	TAMPA	FL	580.49	580.49
1523	COMPUTER AVENUE LLC	CARLSBAD	NM	69.90	69.90
1270	CONNELLS OFFICE SUPPLY	CARLSBAD	NM	55,401.87	55,401.87
3344	CONSOLIDATED FLEET SERV	SEARCY	AR	1,785.60	1,785.60
1290	CONSTRUCTOR'S INC.	CARLSBAD	NM	2,358,423.12	2,358,423.12
743	CONSULTRX LLC	CARLSBAD	NM	1,800.00	1,800.00
1448	CONTI ENERGY CONTROL LLC	RIO RANCHO	NM	2,648.28	2,648.28
1293	CONVERUS, INC	LEHI	UT	8,050.00	8,050.00
5857	CONWAY SHIELD INC	NEW BERLIN	WI	1,703.55	1,703.55
1317	COOPER ENTERPRISES LLC	CARLSBAD	NM	1,973.14	1,973.14
5775	COOPERATIVE EDUCATIONAL SERVICES	ALBUQUERQUE	NM	4,204,528.54	3,837,343.54
12318	CORE & MAIN LP	ST LOUIS	MO	533,601.06	522,626.24
192	CORINA YRIGOLLEN	CARLSBAD	NM	157.37	157.37
1377	COUFAL- PRATER EQUIPMENT LLC	WACO	TX	22,740.52	22,740.52
1356	COURTESY PAWN	CARLSBAD	NM	8,424.95	8,424.95

City of Carlsbad
YTD Vendor Summary
July 2022 - March 2023

Vendor Number	Vendor Name	City	State	YTD Purchases	YTD Payments
3946	CREATIVE BUS SALES INC.	CHINO	CA	1,816.39	1,816.39
12691	CREATIVE CARLSBAD	CARLSBAD	NM	15,152.00	15,152.00
829	CREATIVE RECREATIONAL DESIGNS INC	RIO RANCHO	NM	52,283.28	52,283.28
10204	CREED INC	LOVING	NM	1,162.57	1,162.57
1367	CREWS GLASS & MIRROR INC.	CARLSBAD	NM	6,162.25	6,162.25
860	CRIMESTOPPERS/EDDY CO INC	CARLSBAD	NM	1,527.80	1,527.80
1266	CRISTIAN RODRIGUEZ	LAS CRUCES	NM	174.16	174.16
845	CRISTIN Y ARANDA	CARLSBAD	NM	500.00	500.00
1441	CRUSADER PROTECTIVE SERVICES LLC	ROSWELL	NM	1,357.12	1,357.12
12199	CULLIGAN	ROSWELL	NM	747.00	747.00
12240	CUMMINS SALES & SERVICE	DENVER	CO	105,014.31	105,014.31
10066	CXT INCORPORATED	PITTSBURGH	PA	71,853.62	71,853.62
878	CYNTHIA ARMIJO	CARLISLE	PA	4,000.00	4,000.00
219	D & D AUTOMATION & ELECTRIC LLC	HOBBS	NM	3,436.09	3,436.09
520	D DEAN HINSON	ALBUQUERQUE	NM	54.00	54.00
1190	D2G GROUP LLC	FALL RIVER	MA	1,229.14	1,229.14
9379	DALE JANWAY	CARLSBAD	NM	173.40	173.40
12262	DAMETRA KARTCHNER	CARLSBAD	NM	500.00	500.00
1408	DANA KEPNER CO.	DENVER	CO	48,722.00	48,722.00
1389	DANELLE MORRILL	CARLSBAD	NM	500.00	500.00
1268	DANIEL AGUILAR	LAS CRUCES	NM	40.00	40.00
1402	DARDANELLE TIMBER CO INC	CARLSBAD	NM	7,541.72	7,541.72
1506	DARIA RANEY	CARLSBAD	NM	500.00	500.00
1373	DARREN MCPHERSON	CARLSBAD	NM	168.48	168.48
1308	DATA BUSINESS EQUIPMENT	DES MOINES	IA	438.00	438.00
1249	DATAPILOT INC	IRVINE	CA	1,995.00	1,995.00
6947	DAVE MORGAN	CARLSBAD	NM	314.20	314.20
1169	DAVED THOMAS	CARLSBAD	NM	500.00	500.00
1631	DAVID K WEYAND	ROCKWOOD	PA	1,490.00	1,490.00
594	DEANNA WESTON-HELMER	CARLSBAD	NM	1,777.00	1,777.00
1461	DECOR OF CARLSBAD, INC.	CARLSBAD	NM	4,540.89	4,540.89
3622	DEERE CREDIT INC.	JOHNSTON	IA	234,862.59	234,862.59
1463	DEMCO, INC.	MILWAUKEE	WI	1,645.84	1,645.84
1227	DEMITRI AMBROSE	CARLSBAD	NM	1,219.16	1,219.16
463	DENISE MADRID-BOYEA	CARLSBAD	NM	1,029.14	1,029.14
12956	DESERT FOX SOLUTIONS	CARLSBAD	NM	27,279.47	27,279.47
1275	DETECTACHEM INC	SUGAR LAND	TX	2,248.65	2,248.65
11471	DEVON STINSON	CARLSBAD	NM	320.00	320.00
106	DIAMOND SPEED PRODUCTS	FRANKLIN PARK	IL	423.35	423.35

City of Carlsbad
YTD Vendor Summary
July 2022 - March 2023

Vendor Number	Vendor Name	City	State	YTD Purchases	YTD Payments
648	DISH DBS CORP	ENGLEWOOD	CO	1,095.60	1,095.60
1041	DIVOTS SPORTSWEAR COMPANY INC	PEACHTREE CORNERS	GA	4,264.14	4,264.14
11709	DOG WASTE DEPOT	SAN DIEGO	CA	1,041.91	1,041.91
1378	DOMONIC ORNELAS	CARLSBAD	NM	1,642.77	1,642.77
1605	DON CHALMERS FORD	RIO RANCHO	NM	99,390.55	99,390.55
1226	DONA CASSINGHAM	CARLSBAD	NM	2,062.17	2,062.17
1514	DORA VILLA	CARLSBAD	NM	400.00	400.00
1530	DPC INDUSTRIES, INC.	DALLAS	TX	18,632.44	18,632.44
1562	DUE SOUTH MARINE LLC	HUNGERFORD	TX	1,200.00	1,200.00
298	DUNGAREES LLC	COLUMBIA	MO	6,712.84	6,712.84
1726	EAGLE CARPORTS INC	MOUNT AIRY	NC	9,802.80	9,802.80
269	EAGLE ENGRAVING INC	SAINT CHARLES	IL	2,595.85	2,595.85
538	EASTERN NM UNIVERSITY	PORTALES	NM	583.32	583.32
1786	EASTERN NM UNIVERSITY - ROSWELL	ROSWELL	NM	3,022.20	3,022.20
1795	EBSCO SUBSCRIPTION SERV	DALLAS	TX	21,075.00	21,075.00
1878	ECONOLITE CONTROL PRODUCTS INC	PASADENA	CA	4,926.00	4,926.00
1794	EDDY COUNTY	CARLSBAD	NM	30,901.22	30,901.22
1837	EDDY COUNTY	CARLSBAD	NM	1,461,128.14	1,461,128.14
1809	EDDY COUNTY DETENTION CENTER	CARLSBAD	NM	289,275.00	289,275.00
1810	EDDY COUNTY EXTENSION SERVICE	CARLSBAD	NM	120.00	120.00
1793	EDDY COUNTY TREASURER	CARLSBAD	NM	13,544.27	13,544.27
1831	EDDY LEA ENERGY ALLIANCE	CARLSBAD	NM	25,000.00	25,000.00
189	EDEN K9 CONSULTING & TRAINING CORP	CHESTEMERE, ALBERTA		696.00	696.00
8950	EDILBERTO MORENO	CARLSBAD	NM	773.00	773.00
12882	EDISPATCHES	KINNELON	NJ	2,325.15	2,325.15
938	EDUARDO BUSTAMANTE	CARLSBAD	NM	500.00	500.00
11112	EDWARD RODRIGUEZ	CARLSBAD	NM	283.20	283.20
13162	EH WACHS	LINCOLNSHIRE	IL	644.89	644.89
1704	EL PASO TIMES	MCLEAN	VA	20,578.78	20,578.78
12632	ELDON W. ATCHLEY	CARLSBAD	NM	148.82	148.82
1283	ELECTRO-MATIC PRODUCTS, INC	FARMINGTON HILLS	MI	371,126.01	371,126.01
10829	ELITE WRECKER SERVICE LLC	CARLSBAD	NM	1,775.47	1,775.47
10587	ELLEN BONNEY	CARLSBAD	NM	2,016.02	2,016.02
730	ELM USA INC	BUFFALO GROVE	IL	586.16	586.16
1424	ELYHANNA MONTES	CARLSBAD	NM	599.99	599.99
1931	EMS REGION III CORP	CLOVIS	NM	560.00	560.00
11475	EMSRX	WAXAHACHIE	TX	16,000.00	16,000.00
12816	ENCHANTED TECHNOLOGY SOLUTIONS	ALBUQUERQUE	NM	192,832.93	192,832.93
1933	ENCYCLOPAEDIA BRITANNICA	CHICAGO	IL	1,300.00	1,300.00

City of Carlsbad
YTD Vendor Summary
July 2022 - March 2023

Vendor Number	Vendor Name	City	State	YTD Purchases	YTD Payments
6321	ENMU-ROSWELL	ROSWELL	NM	23,702.36	23,702.36
13161	ENNIS-FLINT INC	GREENSBORO	NC	6,840.42	6,840.42
776	ENRIQUETA DOPORTO	CARLSBAD	NM	500.00	500.00
1963	ENVIRONMENTAL RESOURCE ASSOCIATION	GOLDEN	CO	1,800.24	1,800.24
13358	EQUIPMENTSHARE.COM INC	FULTON	MO	3,298.56	3,298.56
1464	ERGO DESKTOP LLC	CELINA	OH	1,017.98	1,017.98
422	ERIC A ESTRADA	CARLSBAD	NM	6,500.00	6,500.00
1318	ERIC FLORES	CARLSBAD	NM	212.60	212.60
876	ERNESTO B MARTINEZ	ROSWELL	NM	14,018.29	14,018.29
1978	ESRI, INC.	REDLANDS	CA	7,537.60	7,537.60
6538	EUGENE WELDERS SUPPLY CO	EUGENE	OR	2,100.75	2,100.75
1306	EVAN LARA	CARLSBAD	NM	169.00	169.00
2019	EXERPLAY, INC.	CEDAR CREST	NM	136,595.98	136,595.98
797	EZ DOCK OF TEXAS L.P.	HURST	TX	285,888.67	285,888.67
1801	E-Z RENTALS & SALES, INC.	CARLSBAD	NM	17,966.00	17,966.00
12095	FARO TECHNOLOGIES, INC	LAKE MARY	FL	77.00	77.00
2255	FASTENAL COMPANY	WINONA	MN	2,312.52	2,312.52
2284	FEDERAL EXPRESS CORP.	PITTSBURGH	PA	507.52	507.52
2289	FEDERAL SIGNAL CORP	DALLAS	TX	270.00	270.00
2359	FERGUSON WATERWORKS #3083	LOS ANGELES	CA	99,144.34	99,144.34
1529	FIELDS OUTDOOR ADVENTURES LLP	RUSHVILLE	IN	14,960.00	14,960.00
3422	FIRE PROTECTION PUBLICATIONS	STILLWATER	OK	1,062.50	1,062.50
13110	FIREHOSEDIRECT	MOORESVILLE	NC	212.97	212.97
12591	FIREQUICK PRODUCTS INC	INYOKERN	CA	1,437.72	1,437.72
1321	FIRST RESPONDER INSTITUTE, INC	ORO VALLEY	AZ	26,000.00	26,000.00
2384	FLEETPRIDE	DALLAS	TX	12,024.08	12,024.08
731	FLOWMSP INC	STREATOR	IL	2,800.00	2,800.00
229	FLYHIGHUSA, LLC	MUNFORDVILLE	KY	1,098.00	1,098.00
2596	FOLLETT CORPORATION	WESTCHESTER	IL	4,292.50	4,292.50
2467	FORESTRY SUPPLIERS INC	JACKSON	MS	3,205.11	3,205.11
2480	FORREST TIRE CO., INC.	CARLSBAD	NM	48,559.97	48,559.97
2502	FOX SCIENTIFIC, INC.	ALVARADO	TX	967.63	967.63
12896	FRIENDS OF THE LIVING DESERT	CARLSBAD	NM	20,382.28	20,382.28
12395	G. ALLEN PEREZ	CARLSBAD	NM	42.00	42.00
2639	GALE CENGAGE LEARNING	ATLANTA	GA	5,895.01	5,895.01
12960	GALLS LLC	CHICAGO	IL	31,086.95	31,086.95
10862	GAMETIME INC	FT PAYNE	AL	16,035.00	16,035.00
1380	GANIBI HOLDINGS LLC	SANTA YNEZ	CA	4,744.70	4,744.70
202	GARMIN SERVICES INC	YARMOUTH	ME	779.40	779.40

City of Carlsbad
YTD Vendor Summary
July 2022 - March 2023

Vendor Number	Vendor Name	City	State	YTD Purchases	YTD Payments
13355	GARRETT HENDREN	LAS CRUCES	NM	2,560.00	2,560.00
1410	GARY NIBLETT INC	SANTA FE	NM	16,800.00	16,800.00
2830	GAYLORD BROS.	SYRACUSE	NY	1,934.41	1,934.41
870	GCC SUN CITY MATERIALS LLC	EL PASO	TX	36,398.39	36,398.39
759	GEMPLER'S INC	JANESVILLE	WI	205.05	205.05
8928	GENERAL OPERATING FUND			892,239.27	892,239.27
14298	GEORGE PETERSON	ROSWELL	NM	644.00	644.00
1455	GEORGE U CASTRO	CARLSBAD	NM	2,449.21	2,449.21
12451	GERALD ANAYA	CARLSBAD	NM	520.00	520.00
14690	GERARD JAQUEZ	CARLSBAD	NM	982.35	982.35
11350	GLOBAL EQUIPMENT CO.,INC.	CHICAGO	IL	1,362.90	1,362.90
1248	GLOBAL TRADING, INC	MIAMI	FL	40,547.70	40,547.70
11242	GOLDEN WEST INDUSTRIAL	SIMI VALLEY	CA	588.20	588.20
343	GOOD TIMES TSHIRT ORGANIZATION LLC	ALBUQUERQUE	NM	426.20	426.20
2932	GOPHER SPORT	OWATONNA	MN	1,813.64	1,813.64
2925	GOSERCO, INC.	MESA	AZ	7,226.44	7,226.44
2933	GRAINGER	KANSAS CITY	MO	94,251.64	94,251.64
331	GRAY MEDIA GROUP INC	ATLANTA	GA	2,440.00	2,440.00
2546	GREEN CLEAN WINDOW CLEANING	CARLSBAD	NM	1,076.13	1,076.13
2947	GREER CONSTRUCTION, INC.	CARLSBAD	NM	1,391,905.14	1,391,905.14
1537	GREY HOUSE PUBLISHING	AMENIA	NY	164.00	164.00
1324	GRIFFIN'S ELECTRIC, INC	CARLSBAD	NM	18,240.37	18,240.37
3021	GUY LUTMAN ENTERPRISES LLC	CARLSBAD	NM	5,553.73	5,553.73
3030	HACH COMPANY	CHICAGO	IL	4,426.86	4,426.86
723	HADRONEX INC.	ESCONDIDO	CA	19,274.00	19,274.00
10957	HALL ENVIRONMENTAL	ALBUQUERQUE	NM	3,863.41	3,863.41
3050	HALL MACHINE	CARLSBAD	NM	12,733.74	12,733.74
3060	HAMILTON ROOFING CO. INC.	CARLSBAD	NM	1,044.16	1,044.16
1310	HANNAH ORNELAS	CARLSBAD	NM	500.00	500.00
1480	HAROLD L PRUITT	HOBBS	NM	18,515.08	18,515.08
567	HARRELL'S LLC	LAKELAND	FL	22,740.20	22,740.20
548	HBSS CONNECT CORP	LOWELL	MA	20,973.56	20,973.56
4806	HEARST NEWSPAPER II, LLC	PRESCOTT	AZ	1,350.00	1,350.00
11080	HEARST PROPERTIES	ALBUQUERQUE	NM	3,542.67	3,542.67
11079	HEIL OF TEXAS	IRVING	TX	15,459.69	15,459.69
1366	HEIMAN, INC	SIoux FALLS	SD	2,229.75	2,229.75
3140	HELENA AGRI-ENTERPRISES	DALLAS	TX	19,216.00	19,216.00
15753	HENRY J CASTANEDA	CARLSBAD	NM	1,166.00	1,166.00
10412	HENRY MORGAN	CARLSBAD	NM	53.53	53.53

City of Carlsbad
YTD Vendor Summary
July 2022 - March 2023

Vendor Number	Vendor Name	City	State	YTD Purchases	YTD Payments
3159	HI LINE CO	DALLAS	TX	17,190.05	17,190.05
11680	HINKLE + LANDERS, PC	ALBUQUERQUE	NM	83,564.75	83,564.75
3174	HINKLE SHANOR LLP	ROSWELL	NM	8,737.78	8,737.78
3198	HOBBS NEWS-SUN INC	HOBBS	NM	2,799.99	2,799.99
1354	HOLLINGER METAL EDGE, INC	FREDERICKSBURG	VA	1,577.31	1,577.31
491	HOLTZ INDUSTRIES INC	NEWARK	OH	2,178.83	2,178.83
1171	HOMELESS TRAINING INSTITUTE LLC	HENDERSONVILLE	TN	599.00	599.00
258	HORTON LAW FIRM LLC	CARLSBAD	NM	2,150.40	2,150.40
10726	HUB INTL INS SVCS INC	DALLAS	TX	209,316.08	209,316.08
799	HUTTON BROADCASTING LLC	SANTA FE	NM	5,430.79	5,430.79
8937	IBEW, LOCAL UNION #611	ALBUQUERQUE	NM	13,058.33	13,058.33
810	ICA RADIO LTD	DALLAS	TX	850.00	850.00
3408	IDEXX DISTRIBUTION INC.	ATLANTA	GA	10,381.45	10,381.45
3509	IMSA	ROCKLEDGE	FL	425.00	425.00
3451	INDUSTRIAL ELECTRIC MOTORS INC	CARLSBAD	NM	275.00	275.00
928	INDUSTRIAL PRODUCTS MFG INC	SALT LAKE CITY	UT	5,512.50	5,512.50
351	INFORMATION PROTECTION SERVICES INC	ROSWELL	NM	2,468.67	2,468.67
3465	INGRAM LIBRARY SERVICES	ATLANTA	GA	13,076.44	13,076.44
1253	INGRAM PROFESSIONAL SERVICES, INC	HOBBS	NM	12,433.49	12,433.49
10158	INOUTBOARD.COM LLC	CHULA VISTA	CA	336.00	336.00
532	INSIGHT DIRECT USA INC	TEMPE	AZ	123.81	123.81
735	INSIGHT PUBLIC SECTOR	TEMPE	AZ	218,712.68	218,712.68
3486	IN-SITU, INC.	FORT COLLINS	CO	2,177.88	2,177.88
12685	INTAPOL INDUSTRIES INC	NEW YORK	NY	743.93	743.93
93	INTEGRATION & CONTROL SOLUTIONS LLC	ALBUQUERQUE	NM	931.02	931.02
10145	INTERNATIONAL BRONZE	FT MYERS	FL	3,998.00	3,998.00
3508	INTERNATIONAL INSTITUTE OF	RANCHO CUCAMONGA	CA	250.00	250.00
1489	INTERVIEW NOW, INC	ALAMEDA	CA	2,499.00	2,499.00
3500	IPR, LTD INC.	ALBUQUERQUE	NM	1,315,161.36	1,315,161.36
1323	IR PROMOS LLC	BARTLETT	TN	1,200.66	1,200.66
15634	ISAAC FLOREZ	CARLSBAD	NM	370.33	370.33
10947	ISAIAH HINOJOS	CARLSBAD	NM	20.00	20.00
1371	J & G ELECTRIC COMPANY, INC	ROSWELL	NM	6,113.88	6,113.88
3601	J & J PIPE & SUPPLY	CARLSBAD	NM	16,500.19	16,500.19
781	J J KELLER & ASSOCIATES INC	NEENAH	WI	143.68	143.68
541	J WAYNE BEVERS	ROSWELL	NM	18,991.64	18,991.64
10027	J&H SERVICES INC	ALBUQUERQUE	NM	168,866.79	168,866.79
3605	J.P. COOKE COMPANY	OMAHA	NE	178.30	178.30
1327	JACKSON SUPPLY LLC	DENTON	TX	2,255.90	2,255.90

City of Carlsbad
YTD Vendor Summary
July 2022 - March 2023

Vendor Number	Vendor Name	City	State	YTD Purchases	YTD Payments
10533	JACOB DORADO	CARLSBAD	NM	286.18	286.18
13101	JACOB MARQUEZ	CARLSBAD	NM	220.00	220.00
5770	JAIME'S WELDING LLC	CARLSBAD	NM	31,625.02	31,625.02
102	JAKE THOMASON	WHITES CITY	NM	220.00	220.00
12449	JALYNN DOMINGUEZ	CARLSBAD	NM	500.00	500.00
266	JAMES C SAUNDERS	CARLSBAD	NM	5,973.91	5,973.91
3665	JAMES COOKE & HOBSON INC	ALBUQUERQUE	NM	39,991.86	39,991.86
1892	JAMES DEREK NEELD	CARLSBAD	NM	4,836.00	4,836.00
557	JAMES G EAGER	CARLSBAD	NM	80.50	80.50
3058	JAMES HAMILTON CONST. CO	SILVER CITY	NM	18,929.34	18,929.34
1126	JAMES HAMILTON CONSTR	SILVER CITY	NM	1,876.57	1,876.57
10361	JAMES LOGSDON	ARTESIA	NM	1,063.00	1,063.00
1359	JAMES R BRENNER	CROCKETT	TX	203.75	203.75
12861	JAMESON LUCAS	CARLSBAD	NM	18.00	18.00
13014	JANET S. DRAKE	CARLSBAD	NM	10,000.00	10,000.00
3626	JD CREATIONS	CARLSBAD	NM	685.00	685.00
12445	JEFF PATTERSON	CARLSBAD	NM	922.96	922.96
839	JEFFERSON REITER	CARLSBAD	NM	2,152.91	2,152.91
1161	JEFFERY C ESTRADA	CARLSBAD	NM	3,569.68	3,569.68
3675	JENKINS FURNITURE	CARLSBAD	NM	11,096.96	11,096.96
1036	JENKINS MARKETING CO LLC	ENGLEWOOD	CO	14,012.26	14,012.26
3729	JESSE PERRY	CARLSBAD	NM	906.35	906.35
11733	JESSE RAMIREZ	CARLSBAD	NM	155.00	155.00
1487	JESSIE MORENO	CARLSBAD	NM	1,700.00	1,700.00
14024	JESSIE RODRIGUEZ	CARLSBAD	NM	342.02	342.02
482	JESSIE WILLIAMS	ERA	TX	60,000.00	60,000.00
1047	JESUS MIGUEL URTEAGA	EL PASO	TX	1,028.36	1,028.36
1035	JESUS TORO MARTINEZ	SAN ANTONIO	TX	3,089.00	3,089.00
11439	JIM DEVLIN	CARLSBAD	NM	508.00	508.00
8218	JIM WITT & ASSOCIATES	LOVING	NM	600.00	600.00
1119	JIMMY FUSON	CARLSBAD	NM	250.00	250.00
10498	JK AUTO & DIESEL LLC	CARLSBAD	NM	3,062.90	3,062.90
13449	JOANNE JAURE	CARLSBAD	NM	960.13	960.13
12884	JOEY LANDGRAF	CARLSBAD	NM	40.00	40.00
12028	JOHN BONNELL	CARLSBAD	NM	60.00	60.00
846	JOHN J PENNELL	ROSWELL	NM	37,830.72	37,830.72
14230	JOHN LOWE	CARLSBAD	NM	1,193.62	1,193.62
12942	JOHN M CARAWAY	CARLSBAD	NM	107.52	107.52
1550	JOHN M. CARAWAY	CARLSBAD	NM	4,764.25	4,764.25

City of Carlsbad
YTD Vendor Summary
July 2022 - March 2023

Vendor Number	Vendor Name	City	State	YTD Purchases	YTD Payments
966	JOHN MICHAEL DAVIDSON	CARLSBAD	NM	500.00	500.00
15966	JOHN SNEATHEN	CARLSBAD	NM	342.00	342.00
3767	JOHNSTONE SUPPLY	ALBUQUERQUE	NM	3,744.13	3,744.13
8338	JONATHAN ALEXANDER MEZA	LOVINGTON	NM	1,258.49	1,258.49
828	JONATHAN CHANDLER	CARLSBAD	NM	9,033.86	9,033.86
12824	JONES & BARTLETT LEARNING	BOSTON	MA	2,671.11	2,671.11
1362	JORDEN THOMPSON	CARLSBAD	NM	172.03	172.03
655	JORY DOMINGUEZ	CARLSBAD	NM	1,000.00	1,000.00
566	JOSE E BENAVIDEZ	LOVING	NM	18,337.98	18,337.98
15653	JOSE M ORNELAS	CARLSBAD	NM	350.00	350.00
11788	JOSEPH FLOREZ	CARLSBAD	NM	18.00	18.00
329	JOSEPH HOUSER	CARLSBAD	NM	1,156.00	1,156.00
1021	JOSEPH ORTIZ	CARLSBAD	NM	2,446.08	2,446.08
1374	JOSEPH SIEBRASSE SR	AMARILLO	TX	3,400.00	3,400.00
1546	JOSEPH VELEZ	MARLTON	NJ	3,500.00	3,500.00
11909	JOSH MOORE	CARLSBAD	NM	1,034.76	1,034.76
13251	JOSHUA CALDER	CARLSBAD	NM	2,139.91	2,139.91
1515	JOSHUA CAMPBELL	CARLSBAD	NM	140.00	140.00
746	JOSHUA HOLUB	CARLSBAD	NM	400.00	400.00
1440	JUAN R. MONTOYA	ROSWELL	NM	2,692.71	2,692.71
1024	JUANITA F JOJOLA	CARLSBAD	NM	285.00	285.00
12710	JUDY BRAKEMAN	CARLSBAD	NM	60.00	60.00
569	JULIE CHESTER	LITHIA	FL	63,621.44	63,621.44
1413	JULIE FUENTES	CARLSBAD	NM	500.00	500.00
3800	JUSTICE SYSTEMS, INC.	ALBUQUERQUE	NM	6,830.31	6,830.31
11349	JUSTIN NORTHCUTT	CARLSBAD	NM	25,114.37	25,114.37
10764	JWC ENVIRONMENTAL LLC	LOS ANGELES	CA	11,062.20	11,062.20
3736	K & K ELECTRIC	CARLSBAD	NM	2,300.00	2,300.00
3869	K LOG	ZION	IL	1,300.05	1,300.05
3813	K W FUELS, INC.	HOBBS	NM	12,496.87	12,496.87
1524	KAITLYN ROBERTSON	CARLSBAD	NM	250.00	250.00
3818	KAM SECURITY & SOUND, INC	CARLSBAD	NM	2,449.01	2,449.01
3780	KANN MANUFACTURING CORP	DUBUQUE	IA	1,536.94	1,536.94
3541	KARS LLC	ROSWELL	NM	21,910.89	21,910.89
1468	KATHERINE A BARCO	ABUQUERQUE	NM	1,712.26	1,712.26
435	KATHLEEN DAVIS	CARLSBAD	NM	500.00	500.00
14153	KATHRYN PRELL	CARLSBAD	NM	164.25	164.25
13	KC SALES LLC	ARTESIA	NM	2,430.00	2,430.00
12615	KELLY SMYER	CARLSBAD	NM	622.00	622.00

City of Carlsbad
YTD Vendor Summary
July 2022 - March 2023

Vendor Number	Vendor Name	City	State	YTD Purchases	YTD Payments
14257	KENNETH AHRENS	CARLSBAD	NM	88.98	88.98
9139	KENNETH C. CASS	CARLSBAD	NM	101.28	101.28
1320	KEO FISH FARMS INC.	KEO	AR	15,750.00	15,750.00
572	KEVIN C GARNER	CARLSBAD	NM	4,623.40	4,623.40
304	KEYMAKE SOLUTIONS LLC	CARLSBAD	NM	3,669.92	3,669.92
849	KIRBY WHEELER	CARLSBAD	NM	507.00	579.00
1295	KNIGHTEN MACHINE & SERVICE, INC	ODESSA	TX	5,535.00	5,535.00
315	KNOX ASSOCIATES INC	PHOENIX	AZ	576.00	576.00
11081	KOB-TV,LLC; KOBR-TV;	DALLAS	TX	3,702.00	3,702.00
811	KOOL SNACKS LLC	NEWARK	NJ	4,465.80	4,465.80
3945	KRISTINA B HILLMER	CARLSBAD	NM	1,849.82	1,849.82
11075	KRQE TV, KASA TV, KBIM TV	DALLAS	TX	5,258.56	5,258.56
1398	KRYSTAL ROCHA	CARLSBAD	NM	500.00	500.00
348	KUULA LLC	BEVERLY HILLS	CA	230.40	230.40
13387	KWES TELEVISION LLC	ODESSA	TX	3,000.00	3,000.00
1027	L & F DISTRIBUTORS LLC	CORPUS CHRISTI	TX	18,457.20	18,457.20
11867	LA CUEVA PET CARE CENTER	CARLSBAD	NM	1,294.31	1,294.31
4011	LA TIENDA	CARLSBAD	NM	1,124.65	1,124.65
6867	LAKESIDE MEATS INC.	CARLSBAD	NM	210.56	210.56
1285	LARRY HARRIS	CARLSBAD	NM	644.00	644.00
4260	LASCO CONSTRUCTION	HOBBS	NM	314,811.35	71,822.81
4263	LASER TECHNOLOGY INC	CENTENNIAL	CO	253.50	253.50
1459	LAURA NAGLE	CARLSBAD	NM	500.00	500.00
4310	LAWSON PRODUCTS INC	CHICAGO	IL	8,044.85	8,044.85
12885	LD SUPPLY LLC	ALBUQUERQUE	NM	3,544.73	3,544.73
11860	LEA COUNTY	HOBBS	NM	2,390.00	2,390.00
4340	LEA COUNTY ELEC COOP. INC	LOVINGTON	NM	120,710.56	120,710.56
10770	LEADSONLINE LLC	PLANO	TX	6,031.00	6,031.00
11518	LEATHAM FAMILY LLC	OGDEN	UT	4,193.25	4,193.25
10578	LEE WILSON & ASSOCIATES INC	SANTA FE	NM	4,086.35	4,086.35
1395	LEIGHS BAKERY	CARLSBAD	NM	563.72	563.72
204	LELAND'S INDUSTRIES LLC	GRANDVIEW	TX	3,885.00	3,885.00
7650	LEO T EVANS JR	CARLSBAD	NM	1,440.14	1,440.14
1280	LEVEL 3 FINANCING, INC	BROOMFIELD	CO	10,692.43	10,692.43
1454	LEXISNEXIS RISK SOLUTIONS FL INC	ALPHARETTA	GA	1,680.00	1,680.00
11185	LEXJET LLC	ATLANTA	GA	2,384.00	2,384.00
232	LIBRARICA LLC	DALLAS	TX	611.10	611.10
1386	LIBRARY JOURNALS, LLC	PLAIN CITY	OH	375.00	375.00
4439	LIBRARY STORE, INC.	TREMONT	IL	4,417.85	4,417.85

City of Carlsbad
YTD Vendor Summary
July 2022 - March 2023

Vendor Number	Vendor Name	City	State	YTD Purchases	YTD Payments
4359	LIFE ASSIST INC	RANCHO CORDOVA	CA	61,101.30	61,101.30
6906	LIGHTHOUSE UNIFORM INC	SEATTLE	WA	750.15	750.15
1343	LLANO CEMETERY ASSOCIATION, INC	AMARILLO	TX	4,235.00	4,235.00
10663	LMC SERVICES INC	CARLSBAD	NM	7,755.23	7,755.23
3875	LN CURTIS & SONS	WALNUT CREEK	CA	61,694.50	61,694.50
3406	LOGIN/IACP NET	BALTIMORE	MD	875.00	875.00
7101	LORI L HARGUES	CARLSBAD	NM	350.00	350.00
1519	LOU WARD	CARLSBAD	NM	554.50	554.50
11214	LOUIS VASQUEZ	LUBBOCK	TX	392.92	392.92
12890	LOU'S GLOVES	BRIDGEVIEW	IL	1,314.00	1,314.00
958	LOWERY PROPERTY ADVISORS LLC	IRVING	TX	7,000.00	7,000.00
11815	LOWE'S	ATLANTA	GA	80,873.86	80,873.86
14032	LUPE ORNELAS	CARLSBAD	NM	16.95	16.95
12000	M & B MUFFLER SHOP	CARLSBAD	NM	453.80	453.80
704	MADALYN ARANDA	CARLSBAD	NM	500.00	500.00
4731	MAIL SERVICE CENTER	CARLSBAD	NM	2,090.21	2,090.21
346	MALLORY SAFETY & SUPPLY LLC	LONGVIEW	WA	3,717.20	3,717.20
1345	MANUEL H HOLGUIN	EL PASO	TX	627.68	627.68
4566	MAPLOGIC CORPORATION	WINTER PARK	FL	500.00	500.00
1504	MARCELO PAULIK	CLOUDCROFT	NM	69.78	69.78
1046	MARIO GONZALEZ SANTILLAN	CARLSBAD	NM	2,246.61	2,246.61
1498	MARISA CAZARES	CARLSBAD	NM	500.00	500.00
11812	MARISCAL ELECTRICAL SERVICES, LLC	ARTESIA	NM	95,961.01	95,961.01
861	MARJANOVIC LAW LLC	ALBUQUERQUE	NM	19,392.71	19,392.71
10532	MARK JOHNSON	CARLSBAD	NM	155.00	155.00
9474	MARK MORENO	CARLSBAD	NM	622.00	622.00
1493	MARRS GRIEBEL LAW, LTD.	ALBUQUERQUE	NM	15,179.36	15,179.36
10948	MARY GARWOOD	CARLSBAD	NM	1,269.23	1,269.23
12649	MASEK ROCKY MTN GOLF CARS	ALBUQUERQUE	NM	41,112.78	41,112.78
4779	MASTER LUBE INC	CARLSBAD	NM	7,778.43	7,778.43
1391	MASTERGRIP INC	IRVING	TX	1,409.50	1,409.50
1502	MATTHEW MURRAY DAY	LUBBOCK	TX	87.00	87.00
11452	MATTHEW WHITE	CARLSBAD	NM	95.29	95.29
451	MAXIMUM SPLASH LLC	PEORIA	AZ	393.75	393.75
1394	MB APPRAISAL COMPANY	RUIDOSO	NM	4,332.50	4,332.50
4759	MCCOYS LUMBER	CARLSBAD	NM	18,202.78	18,202.78
4764	MCGEE CO	DENVER	CO	200.00	200.00
11417	MDN SURVEYING LLC	CARLSBAD	NM	8,240.29	8,240.29
1309	MEDICAL AIR SERVICES ASSOCIATION, INC	PLANTATION	FL	28,784.00	28,784.00

City of Carlsbad
YTD Vendor Summary
July 2022 - March 2023

Vendor Number	Vendor Name	City	State	YTD Purchases	YTD Payments
5631	MEDTECH FORENSICS INC	TALLAHASSEE	FL	562.50	562.50
11848	MEGA GRAPHICS & SIGNS	CARLSBAD	NM	770.00	770.00
11484	MELISSA SALCIDO	CARLSBAD	NM	133.54	133.54
5249	MELLOY DODGE	ALBUQUERQUE	NM	29,695.00	29,695.00
4172	MENDEZ FOUNDATION	ATLANTA	GA	2,480.36	2,480.36
1355	MERAKAI LLC	SANTA BARBARA	CA	394.00	394.00
11928	MERCURY MEDICAL	CLEARWATER	FL	2,028.43	2,028.43
10061	METAL SHOP LIVE	CARLSBAD	NM	31,699.11	31,699.11
893	MH5500 LLC	CARLSBAD	NM	20,331.89	20,621.87
10117	MHQ OF NEW MEXICO	ALBUQUERQUE	NM	1,452.17	1,452.17
13448	MICAH ROBERTS	ARTESIA	NM	470.53	470.53
11978	MICHAEL (BRAD) HENSON	CARLSBAD	NM	806.48	806.48
1472	MICHAEL G. LIM	CARLSBAD	NM	352.67	352.67
931	MICHAEL GREEN	CHATTANOOGA	TN	5,805.13	5,805.13
1433	MICHAEL J LARAMORE	ARENAS VALLEY	NM	19,997.25	19,997.25
11851	MICHAEL TRUJILLO	CARLSBAD	NM	175.00	175.00
1303	MICHAEL W WOOD	CARLSBAD	NM	970.59	970.59
12486	MICHELE ROBERTSON	CARLSBAD	NM	3,480.50	3,480.50
13202	MIDWEST RADAR & EQUIPMENT	LAMAR	MO	1,680.00	1,680.00
4869	MIDWEST TAPE	CINCINNATI	OH	494.23	494.23
1534	MIGHTY WASH	LUBBOCK	TX	180.00	180.00
5218	MILLER ENGINEERS INC	ALBUQUERQUE	NM	554,469.16	561,332.00
1945	MILNER SPORTS LLC	MONUMENT	CO	3,491.22	3,491.22
11903	MILTON'S BREWING LLC	CARLSBAD	NM	2,351.62	2,351.62
4872	MINE SUPPLY	DALLAS	TX	8,661.04	8,891.23
388	MISSION COMMUNICATIONS LLC	NORCROSS	GA	22,435.80	22,435.80
10246	MITCHELL & CRUSE	CARLSBAD	NM	97,493.95	97,493.95
10647	MOBILE SAFETY & CONSULT	CARLSBAD	NM	1,538.15	1,538.15
4905	MODRALL SPERLING, ROEHL	ALBUQUERQUE	NM	14,888.52	14,888.52
9450	MOLZEN-CORBIN & ASSOC, INC	ALBUQUERQUE	NM	70,349.62	70,349.62
1315	MONICA HIGHTOWER	LUBBOCK	TX	2,100.00	2,100.00
670	MONTGOMERY & ANDREWS, P.A.	SANTA FE	NM	48,746.23	48,746.23
11555	MOON DOG PUBLISHING LLC	ALBUQUERQUE	NM	1,881.62	1,881.62
4917	MORALES UPHOLSTERY	CARLSBAD	NM	2,964.97	2,964.97
4935	MORRISON SUPPLY	DALLAS	TX	37,343.42	37,343.42
5009	MORROW, REARDON, MILLER,	ALBUQUERQUE	NM	13,964.40	13,964.40
4949	MOTOROLA INC	CHICAGO	IL	571,823.00	572,219.00
1428	MOUNTAIN PLAINS LIBRARY ASSOCIATION	LAKEWOOD	CO	75.00	75.00
1365	MT LIBRARY SERVICES INC	PLAIN CITY	OH	2,559.36	2,559.36

City of Carlsbad
YTD Vendor Summary
July 2022 - March 2023

Vendor Number	Vendor Name	City	State	YTD Purchases	YTD Payments
4862	MTD INC-THE KID	LOVINGTON	NM	9,254.63	9,254.63
5424	MUNICIPAL EMERGENCY SRVC	SOUTHBURY	CT	55,421.62	55,421.62
818	MUNISSION LLC	SAN JUAN	PR	11,727.00	11,727.00
4984	MURRILL ELECTRIC, LLC	CARLSBAD	NM	15,715.90	15,715.90
4587	MWI VETERINARY SUPPLY	DALLAS	TX	1,298.80	1,298.80
5757	MY-LOR, INC	DALLAS	GA	509.95	509.95
4997	MYRON CORP	BALTIMORE	MD	959.57	959.57
12913	N7 TACTICAL TRAINING LLC	CARLSBAD	NM	2,250.00	2,250.00
12340	NADINE MIRELES	CARLSBAD	NM	667.06	667.06
5120	NASRO INC.	HOOVER	AL	1,150.00	1,150.00
13315	NATHAN CHAVARRIA	CARLSBAD	NM	376.32	376.32
5137	NATIONAL BUSINESS FURNITURE	MILWAUKEE	WI	6,471.86	6,471.86
13366	NATIONAL INDUSTRIAL & SAFETY SUPPLY LLC	OLYMPIA	WA	11,700.16	11,700.16
5029	NATIONAL TACTICAL OFFICERS ASSOCIATION	COLORADO SPR	CO	420.00	420.00
5191	NCH CORPORATION	IRVING	TX	202.95	202.95
1344	NETWORK CLOSING SERVICES, INC	ORLANDO	FL	1,050.00	1,050.00
5376	NEUMARK IRRIGATION	ALBUQUERQUE	NM	22,641.59	22,641.59
1331	NEW MEXICO ASSOCIATION OF COUNTIES 911	CARLSBAD	NM	150.00	150.00
896	NEW MEXICO DEMOGRAPHIC RESEARCH LLC	ROSWELL	NM	18,712.52	18,712.52
5491	NEW MEXICO FIRE CHIEFS ASSOCIATION	SANTA FE	NM	100.00	100.00
5810	NEW MEXICO GAS CO. INC.	ALBUQUERQUE	NM	108,171.02	108,171.02
5483	NEW MEXICO MAGAZINE	SANTA FE	NM	55,818.40	55,818.40
6722	NEW MEXICO SECRETARY OF STATE	SANTA FE	NM	120.00	120.00
11750	NEW TRAVERTINE, INC.	BELEN	NM	8,364.00	8,364.00
71	NEXTREQUEST CO	SAN FRANCISCO	CA	17,654.03	17,654.03
2349	NFPA	AVON	MA	235.00	235.00
12419	NICHE ACADEMY LLC	LEHI	UT	47.00	47.00
5551	NICHOLS PRINTING, INC.	CARLSBAD	NM	22,427.00	22,427.00
5452	NM AIRPORT MANAGERS ASSOC	SANTA FE	NM	75.00	75.00
11650	NM ASSOC OF CHIEFS OF	SANTA FE	NM	250.00	250.00
5458	NM BOARD OF PHARMACY	ALBUQUERQUE	NM	150.00	150.00
8953	NM CHILD SUPPORT	ALBUQUERQUE	NM	34,031.61	34,031.61
5470	NM EMS BUREAU	SANTA FE	NM	1,420.00	1,420.00
5462	NM ENERGY, MINERALS AND	SANTA FE	NM	1,500,000.00	1,500,000.00
5471	NM FLOODPLAIN MANAGERS ASSOC	ROSWELL	NM	75.00	75.00
5467	NM JUNIOR COLLEGE	HOBBS	NM	16,817.75	16,817.75
12957	NM LAW ENFORCEMENT ACADEMY	SANTA FE	NM	130.00	130.00
5484	NM LIBRARY ASSOCIATION	ALBUQUERQUE	NM	370.00	370.00
5489	NM MUNICIPAL CLERKS AND	SANTA FE	NM	60.00	60.00

City of Carlsbad
YTD Vendor Summary
July 2022 - March 2023

Vendor Number	Vendor Name	City	State	YTD Purchases	YTD Payments
5493	NM MUNICIPAL COURT CLERKS	SANTA FE	NM	420.00	420.00
5494	NM MUNICIPAL JUDGES ASSN.	SANTA FE	NM	225.00	225.00
5499	NM MUNICIPAL LIBRARIANS ASSOCIATION	SANTA FE	NM	50.00	50.00
5536	NM ONE CALL SYSTEMS INC	ALBUQUERQUE	NM	7,124.00	7,124.00
5502	NM RECYCLING COALITION	SANTA FE	NM	480.00	480.00
8955	NM RETIREE HEALTH CARE	DALLAS	TX	752,731.20	752,731.20
5512	NM RURAL WATER ASSOC	ALBUQUERQUE	NM	1,366.00	1,366.00
5584	NM SELF INSURERS FUND	SANTA FE	NM	1,196,919.37	1,196,919.37
5497	NMML	SANTA FE	NM	76,870.00	76,870.00
5108	NMPTA	RIO RANCHO	NM	725.00	1,050.00
5511	NMRPA	LOS ALAMOS	NM	300.00	300.00
4998	NMSU-LAS CRUCES	LAS CRUCES	NM	60.00	60.00
5555	NMWWA	ESPANOLA	NM	3,421.00	3,421.00
5533	NMWWA - SE SECTION	ESPANOLA	NM	600.00	600.00
5546	NOAH'S ARK, INC.	CARLSBAD	NM	232,241.10	232,241.10
11266	NOALMARK BROADCASTING COR	HOBBS	NM	800.16	800.16
13213	NOREGON SYSTEMS INC	GREENSBORO	NC	540.00	540.00
5572	NORTHERN SAFETY CO.,INC.	UTICA	NY	1,749.86	1,749.86
10769	NORTHERN STATES	HAINES	AK	499.00	499.00
13398	NORTHERN TOOL & EQUIPMENT	BURNSVILLE	MN	12,197.37	12,197.37
1532	NOTHERN GIFTS INC	BLAINE	WA	481.75	481.75
13138	NUTRIEN AG SOLUTIONS	WALL LAKE	IA	10,902.15	10,902.15
5602	OCLC, INC	DENVER	CO	7,175.32	7,175.32
11090	ODESSA AMERICAN	MCALLEN	TX	8,976.00	8,976.00
5639	OFFICE DEPOT INC.	DALLAS	TX	19,093.49	19,093.49
11659	OHIO CHILD SUPPORT PYMT	COLUMBUS	OH	1,313.88	1,313.88
1363	OLGUINS INCORPORATED	EL PRADO	NM	254.61	254.61
9998	ONE TIME			31,187.00	31,187.00
9999	ONE TIME			10,122,039.37	10,122,039.37
218	OPPORTUNITYSPACE INC	BOSTON	MA	12,000.00	12,000.00
5668	OREILLY AUTO/FIRST CALL	SPRINGFIELD	MO	2,939.91	2,939.91
5693	ORIENTAL TRADING CO	OMAHA	NE	2,791.32	2,791.32
3017	ORLANDO GARZA	CARLSBAD	NM	359,791.22	359,791.22
11886	OTC BRANDS, INC.	DES MOINES	IA	1,134.22	1,134.22
1486	OTHRAM INC	THE WOODLANDS	TX	5,625.00	5,625.00
16080	OTIS WATER USERS CO-OP	CARLSBAD	NM	960.84	960.84
5715	OTTO ENVIRONMENTAL	CHARLOTTE	NC	70,880.00	70,880.00
10025	OVERDRIVE INC	CLEVELAND	OH	6,300.81	6,300.81
349	OXI FRESH OF SE NM LLC	ROSWELL	NM	2,383.18	2,383.18

City of Carlsbad
YTD Vendor Summary
July 2022 - March 2023

Vendor Number	Vendor Name	City	State	YTD Purchases	YTD Payments
488	P & M SOLUTIONS LLC	NORCROSS	GA	4,267.54	4,267.54
5761	PAPER DIRECT	MINNEAPOLIS	MN	469.92	469.92
1404	PAR WEST TURF SERVICES, INC	HUNTINGTON BEACH	CA	4,531.42	4,531.42
10714	PASTPERFECT SOFTWARE INC	EXTON	PA	432.00	432.00
935	PATHSOLUTIONS INC	SUNNYVALE	CA	5,776.50	5,776.50
1473	PATRCIA JACQUEZ	CARLSBAD	NM	500.00	500.00
5848	PATS PARTS & SVC, INC.	CARLSBAD	NM	5,874.92	5,874.92
1421	PATSY COLLINS JACKSON	LUBBOCK	TX	500.00	500.00
1411	PAUL B PULLEY	AMARILLO	TX	456.00	456.00
1414	PAULA LEE	CARLSBAD	NM	3,634.32	3,634.32
11734	PDS INC	EL PASO	TX	967.69	967.69
5729	PECOS VALLEY BROADCASTING CORP	ARTESIA	NM	8,601.52	8,601.52
5222	PECOS VALLEY CONSTRUCTION LLC	CARLSBAD	NM	6,451.25	6,451.25
5862	PECOS VALLEY EQUIPMENT CO	ARTESIA	NM	237.30	237.30
158	PELICANS LLC	FREDERICK	CO	5,735.80	5,735.80
5877	PENWORTHY	MILWAUKEE	WI	2,855.81	2,855.81
6924	PERFECT DESIGNS, LLC	CARLSBAD	NM	1,270.41	1,270.41
1271	PERRO GRANDE MANAGEMENT CORP.	SANTA FE	NM	3,189.80	3,189.80
5889	PETERSON'S WATER TREATMENT LLC	ALBUQUERQUE	NM	6,729.12	6,729.12
5882	PETES EQUIPMENT REPAIR, INC	ALBUQUERQUE	NM	16,808.24	16,808.24
68	PETSENSE	CARLSBAD	NM	2,488.60	2,488.60
5888	PETTES PLUMBING	CARLSBAD	NM	172.23	172.23
9005	PETTY CASH	CARLSBAD	NM	1,581.88	1,581.88
1350	PHIL LONG FORD OF RATON LLC	RATON	NM	424,001.00	424,001.00
5924	PHIL'S LANDSCAPING	CARLSBAD	NM	12,097.80	12,097.80
5954	PHOENIX PUMPS, INC	EL PASO	TX	1,240.00	1,240.00
11872	PICO PROPANE AND FUELS	CARLSBAD	NM	15,468.30	15,468.30
12574	PILOT THOMAS LOGISTICS	DALLAS	TX	4,066.55	4,066.55
5944	PIONEER EQUIPMENT INC	PHOENIX	AZ	166.65	166.65
10935	PIPESTONE EQUIPMENT LLC	GOLDEN	CO	23,461.51	23,461.51
5951	PIRANHA PROPELLER	JACKSON	CA	253.75	253.75
5938	PITNEY BOWES GLOBAL FINANCIAL SERVICES LLC	PITTSBURGH	PA	14,423.21	14,423.21
5950	PLAINS WELDING SUPPLY,INC	CARLSBAD	NM	13,365.80	13,365.80
5960	PLATEAU WIRELESS INC.	CLOVIS	NM	4,622.19	4,622.19
477	PNA CONSTRUCTION	CARLSBAD	NM	9,471.81	9,471.81
1199	PODIUMS DIRECT CO	CASA GRANDE	AZ	600.69	600.69
7331	POLICEONE.COM	FRISCO	TX	6,000.00	6,000.00
1279	POLY- TECH AMERICA LLC	CHESHIRE	CT	3,754.92	3,754.92
6007	POLYDYNE INC	ATLANTA	GA	31,797.00	31,797.00

City of Carlsbad
YTD Vendor Summary
July 2022 - March 2023

Vendor Number	Vendor Name	City	State	YTD Purchases	YTD Payments
5996	POSITIVE PROMOTIONS	HAUPPAUGE	NY	1,132.75	1,132.75
5972	POSTAL PROS, INC	CALDWELL	ID	92,859.14	92,859.14
9632	POSTMASTER	CARLSBAD	NM	398.00	398.00
11997	POWERDMS,INC	ORLANDO	FL	22,340.40	22,340.40
1292	PREMIER POOL MANAGEMENT LLC	LEWIS CENTER	OH	60.00	60.00
281	PRIME SOLUTION INC	OTSEGO	MI	6,521.72	6,521.72
1302	PRINE SYSTEMS, INC	JACKSONVILLE	FL	559.98	559.98
62	PROFESSIONAL AMBULANCE SALES & SERVICE LLC	COMANCHE	TX	5,900.45	5,900.45
5981	PROFORCE LAW ENFORCEMENT	PRESCOTT	AZ	3,277.72	3,277.72
6114	PROQUEST INFORMATION	CHICAGO	IL	1,224.34	1,224.34
8964	PROVIDENT LIFE & ACCIDENT	ALTANTA	GA	2,989.78	2,989.78
11077	PUBLIC SAFETY PSYCHOLOGICAL SERVICES	DEMING	NM	2,243.92	2,243.92
12603	PUBLIC SAFETY PSYCHOLOGY	ALBUQUERQUE	NM	5,244.69	5,244.69
12174	PULLTARPS MFG	EL CAJON	CA	7,140.75	7,140.75
5032	PURE OPERATIONS, LLC	LAS CRUCES	NM	51,946.12	51,946.12
6097	PVT	ARTESIA	NM	30,286.27	30,286.27
6130	QA BALANCE SERVICES, INC.	AURORA	CO	1,474.81	1,474.81
1325	QSR INTERNATIONAL (AMERICAS), INC	BURLINGTON	MA	2,247.00	2,247.00
678	QUADIENT LEASING USA INC	MILFORD	CT	752.16	752.16
11899	QUALITY JANITORIAL LLC	HAGERMAN	NM	28,929.64	28,929.64
11318	QUALITY TOWING	CARLSBAD	NM	8,167.05	8,167.05
1495	QUARTZ LAMPS INC	FAIRFIELD	OH	255.00	255.00
6164	QUEST DIAGNOSTICS	ATLANTA	GA	8,076.39	8,076.39
6168	QUILL OFFICE PRODUCTS	FRAMINGHAM	MA	20,905.27	21,011.26
6198	R & R PRODUCTS, INC.	TUCSON	AZ	11,421.82	11,421.82
10097	R & R SURVEYING, LLC	CARLSBAD	NM	2,051.73	2,051.73
179	R&J BAILEY LLC	CARLSBAD	NM	800.94	800.94
1543	RANDALL THOMAS	CARLSBAD	NM	71.84	71.84
14489	RANDY GALINDO	CARLSBAD	NM	80.00	80.00
914	RANDY M AUTIO	ALBUQUERQUE	NM	970.88	970.88
1381	RAPCO INDUSTRIES, INC	VANCOUVER	WA	291.28	291.28
11291	RAPID MARINE FUELS LLC	DEER PARK	TX	590.00	590.00
1020	RATTLESNAKE CUSTOMS LLC	CARLSBAD	NM	729.18	729.18
1416	RAUL GUILLEN	EL PASO	TX	95.00	95.00
6319	RAY ALLEN MANUFACTURING LLC	COLORADO SPRINGS	CO	822.67	822.67
6228	RED BUD SUPPLY INC	BELMONT	MS	1,920.76	1,920.76
13308	RED CHIMNEY BAR B QUE LLC	CARLSBAD	NM	409.00	409.00
12797	RED ROCKET MEDIA LLC	LAS VEGAS	NV	52,455.90	52,455.90
12204	RELIANCE STANDARD	CAROL STREAM	IL	118,022.28	118,022.28

City of Carlsbad
YTD Vendor Summary
July 2022 - March 2023

Vendor Number	Vendor Name	City	State	YTD Purchases	YTD Payments
1029	REPUBLIC NATIONAL DISTRIBUTING CO	ALBUQUERQUE	NM	2,233.38	2,233.38
525	RETAILER SOLUTIONS CO LLC	CARROLLTON	TX	459.48	459.48
1357	RHONE TOLBERT PRATHER	EDMOND	OK	1,935.38	1,935.38
2472	RICH FORD	ALBUQUERQUE	NM	14,920.80	14,970.12
9580	RICHARD AGUILAR	CARLSBAD	NM	773.00	773.00
11146	RICHARD CAGE	CARLSBAD	NM	428.00	428.00
820	RICHARD G FLEMING	CARLSBAD	NM	3,250.04	3,250.04
10597	RICHARD RAMIREZ	ROSWELL	NM	1,312.00	1,312.00
1397	RICHARD V MENDEZ	CARLSBAD	NM	500.00	500.00
716	RJ BORDER INTERNATIONAL	EL PASO	TX	1,004.60	1,004.60
12573	ROADRUNNER TOOLS LLC	LAKE ARTHUR	NM	1,708.50	1,708.50
129	ROBERT A ESCOBEDO	CARLSBAD	NM	1,075.20	1,075.20
9168	ROBERT CASTILLO	CARLSBAD	NM	394.00	394.00
14594	ROBERT TRAUTNER	CARLSBAD	NM	1,377.70	1,519.30
1328	ROBERT ZACH DOWNEN	CARLSBAD	NM	11,752.66	11,752.66
6348	ROBERTS TRUCK CENTER OF	ALBUQUERQUE	NM	4,438.67	4,438.67
12600	ROCIO ESPINO MARTINEZ	CARLSBAD	NM	500.00	500.00
6447	ROCKY MOUNTAIN INFORMATION NETWORK INC	PHOENIX	AZ	250.00	250.00
6454	ROCKY MOUNTAIN SUPPLY	ALAMOGORDO	NM	1,767.63	1,767.63
5633	ROEDA INC	LYNWOOD	IL	5,958.07	5,958.07
1002	ROGER CLEVELAND GOLF CO. INC.	HUNTINGTON BEACH	CA	32,763.25	32,763.25
10705	ROGUE FITNESS	COLUMBUS	OH	2,319.42	2,319.42
10803	ROLAND ROY	CARLSBAD	NM	162.85	162.85
246	ROLFSON OIL LLC	GRAPEVINE	TX	55,202.98	58,722.88
15718	RORY CASTANEDA	CARLSBAD	NM	153.00	153.00
6478	ROSWELL DAILY RECORD INC	ROSWELL	NM	781.79	781.79
1297	ROTARY INTERNATIONAL- CARLSBAD ROTARY CLUB	CARLSBAD	NM	820.00	820.00
12554	RUDY VALLEJO	LUBBOCK	TX	400.00	400.00
6510	RUSH TRUCK CENTERS	DECATUR	AL	59,714.54	59,714.54
1496	RYAN BLUE	CARLSBAD	NM	160.00	160.00
1286	RYAN CAPPIS	LOVINGTON	NM	485.00	485.00
1382	RYAN ECHAVARRIA	CARLSBAD	NM	750.00	750.00
1516	RYAN KINNKIN	CARLSBAD	NM	240.09	240.09
13215	S & S WORLDWIDE INC	BOSTON	MA	321.51	321.51
1485	SABRINA ANN ESCOBAR	CARLSBAD	NM	500.00	500.00
1426	SAFE HAVEN BABY BOXES	WOODBURN	IN	12,750.00	12,750.00
6620	SAFETY KLEEN CORP.	DALLAS	TX	3,048.93	3,048.93
952	SAFEWARE INC.	LANHAM	MD	5,026.16	5,026.16
1548	SALVADOR MARTINEZ	CARLSBAD	NM	500.00	500.00

City of Carlsbad
YTD Vendor Summary
July 2022 - March 2023

Vendor Number	Vendor Name	City	State	YTD Purchases	YTD Payments
946	SAMBA HOLDINGS INC	PASADENA	CA	208.44	208.44
1522	SAMSARA INC	SAN FRANCISCO	CA	39,970.40	39,970.40
14297	SAMUEL A RIVERA	CARLSBAD	NM	1,348.86	1,348.86
9199	SAMUEL DORADO	CARLSBAD	NM	191.00	191.00
12976	SAMUEL M SOTO III	CARLSBAD	NM	636.23	636.23
6642	SAN BAR CONSTRUCTION CORP	ALBUQUERQUE	NM	36,328.60	36,328.60
212	SANDIA OFFICE SUPPLY INC	ALBUQUERQUE	NM	1,094.21	1,094.21
12965	SANDRA BARLEY	HOPE	NM	20.00	20.00
9796	SANDY GONZALEZ	CARLSBAD	NM	42.00	42.00
1507	SARAH A CARBAJAL- ANAYA	CARLSBAD	NM	500.00	500.00
1451	SARAH JIMENEZ	CARLSBAD	NM	500.00	500.00
6770	SBWFA	RUIDOSO	NM	600.00	600.00
549	SCADA ACCESS INC	SHREVEPORT	LA	72.00	72.00
1453	SCHAUMBURG TOWNSHIP DISTRICT LIBRARY	SCHAUMBURG	IL	13.99	13.99
1361	SCHOOL HEALTH	ROLLING MEADOWS	IL	319.90	319.90
11661	SCOTT AERATOR COMPANY LLC	HOLLAND	MI	3,234.60	3,234.60
9427	SCOTT MAXWELL	CARLSBAD	NM	4,377.11	4,377.11
1467	SCOTT SPIEWAK	FORT LEE	NJ	570.00	570.00
6699	SCOTTS LANDSCAPING INC	CARLSBAD	NM	5,869.72	5,869.72
1443	SEIFERT GRAPHICS, INC	ORISKANY	NY	571.50	571.50
11810	SEPI MARKETING	DEERFIELD BEACH	FL	1,498.00	1,498.00
11469	SERGIO MALDONADO	ARTESIA	NM	264.00	264.00
14048	SERGIO RAMOS	CARLSBAD	NM	797.00	797.00
13444	SERGIO RODRIGUEZ	EL PASO	TX	40.00	40.00
1198	SERINA NELSON	CARLSBAD	NM	272.18	272.18
12084	SHALOM TRAILERS, INC	CARLSBAD	NM	1,215.27	1,215.27
1460	SHANE STEGALL	CARLSBAD	NM	64.49	64.49
6739	SHARNET CORP.	HOBBS	NM	245.38	245.38
1177	SHARON D WRIGHT	CARLSBAD	NM	1,728.00	1,728.00
6742	SHARP ELECTRONICS CORP	MONTVALE	NJ	35,169.39	35,169.39
1370	SHAWN MCCARTY	CARLSBAD	NM	1,350.00	1,350.00
1407	SHAY GREGORY	CARLSBAD	NM	9,546.46	9,546.46
6760	SHERWIN-WILLIAMS	CARLSBAD	NM	19,245.71	19,245.71
6533	SHIFT CALENDARS, INC	COVINA	CA	486.16	486.16
6794	SHORTHORN LITTLE LEAGE	CARLSBAD	NM	16,420.00	16,420.00
234	SHORT'S WRECKER SERVICES LLC	CARLSBAD	NM	1,202.72	1,202.72
10927	SIAS PLUMBING	CARLSBAD	NM	1,666.57	1,666.57
5252	SIDDONS-MARTIN EMERGENCY GROUP	DALLAS	TX	272,226.96	272,226.96
1174	SIGNAGE SERVICES LLC	CANTON	MI	13,772.00	13,772.00

City of Carlsbad
YTD Vendor Summary
July 2022 - March 2023

Vendor Number	Vendor Name	City	State	YTD Purchases	YTD Payments
12881	SIGNALSCAPE INC	CARY	NC	10,773.41	10,773.41
825	SIGNATURE PROMOTIONAL GROUP	ORLANDO	FL	445.00	445.00
1376	SILVERIO FRANCO SAIZ	CARLSBAD	NM	500.00	500.00
6800	SIRCHIE	YOUNGSVILLE	NC	1,766.41	1,766.41
6696	SITES SOUTHWEST LTD., CO	ALBUQUERQUE	NM	14,203.90	14,203.90
10531	SLATE GROUP	LUBBOCK	TX	1,495.52	1,495.52
1201	SMARTFORCE TECHNOLOGIES INC	GREENWOOD VILLAGE	CO	16,980.00	16,980.00
13280	SMITH & PHELPS ENTERPRISES	CARLSBAD	NM	3,179.50	3,179.50
6873	SMITH ENGINEERING INC.	ROSWELL	NM	171,946.25	171,946.25
6884	SNMCAC CORPORATION	CARLSBAD	NM	15,000.00	15,000.00
639	SNO YO KING & CREAM INC	CARLSBAD	NM	834.21	834.21
11793	SOLARWINDS INC	AUSTIN	TX	452.11	452.11
1513	SOLINST CANADA LTD	GEORGETOWN	ON	2,390.01	2,390.01
1558	SONDER CRANE & INDUSTRIAL LLC	ALBUQUERQUE	NM	2,407.65	2,407.65
7323	SONICLEAR TRIO SYSTEMS LLC	PASADENA	CA	5,670.00	5,670.00
951	SONJA DURAN	CARLSBAD	NM	10,503.17	10,503.17
6980	SOUTH COUNTRY GREENHOUSE	CARLSBAD	NM	18,293.00	18,293.00
1349	SOUTH PLAINS FORENSIC PATHOLOGY, P. A.	LUBBOCK	TX	1,800.00	1,800.00
6990	SOUTHEAST READY MIX, INC.	CARLSBAD	NM	8,034.98	8,034.98
7000	SOUTHEASTERN NM ECONOMIC	ROSWELL	NM	12,641.00	12,641.00
997	SOUTHERN GLAZER'S WINE & SPIRITS	ALBUQUERQUE	NM	6,219.79	6,219.79
1300	SOUTHERN OKLAHOMA LIBRARY SYSTEMS	ARDMORE	OK	30.00	30.00
1074	SOUTHERN TIRE MART	COLUMBIA	MS	706.56	706.56
366	SOUTHERN TIRE MART LLC	COLUMBIA	MS	65,140.93	65,140.93
7060	SOUTHWEST BODY & TOWING INC	ARTESIA	NM	1,652.13	1,652.13
60	SOUTHWEST ENVIRONMENTAL LLC	CARLSBAD	NM	135,259.61	135,259.61
8823	SOUTHWEST FIRST AID AND	EL PASO	TX	255.73	255.73
7088	SOUTHWEST LP GAS CO	CARLSBAD	NM	607.26	607.26
7093	SOUTHWEST PHARMACY	CARLSBAD	NM	26,094.99	26,094.99
11429	SOUTHWEST TRAINING CONSULTANTS LLC	ALGODONES	NM	25,666.25	25,666.25
7082	SOUTHWESTERN EQUIPMENT CO	JUSTIN	TX	48,515.68	48,515.68
7145	SPARKS OFFICE SUPPLY, INC	CARLSBAD	NM	79,335.49	79,335.49
1252	SPARTA 2002 DESIGNS & PROMOTIONS INC	LASALLE, QUEBEC		2,380.00	2,380.00
7162	SPECIALTY COMMUNICATIONS	ALBUQUERQUE	NM	12,920.57	15,210.74
899	SPECIALTY PUBLICATIONS OF MICHIGAN LLC	WALLED LAKE	MI	6,500.00	6,500.00
7164	SPORT CENTER	CARLSBAD	NM	2,210.00	2,210.00
1494	SPORTS FACILITIES GROUP, INC.	RIVERSIDE	CA	302.84	302.84
7168	SPRINGTIME CLEANING SVCS	CARLSBAD	NM	9,062.69	9,062.69
734	STAPLES INC	FRAMINGHAM	MA	1,842.66	1,842.66

City of Carlsbad
YTD Vendor Summary
July 2022 - March 2023

Vendor Number	Vendor Name	City	State	YTD Purchases	YTD Payments
1278	STARR JANITORIAL, INC	ROSWELL	NM	292.52	292.52
1499	STARR MAINEZ	CARLSBAD	NM	500.00	500.00
13216	STATE BAR OF NEW MEXICO	ALBUQUERQUE	NM	440.00	440.00
13370	STATE DISBURSEMENT UNIT	CAROL STREAM	IL	4,381.50	4,381.50
1542	STATE OF NEW MEXICO	SANTA FE	NM	100.00	100.00
104	STATE OF NM	SANTA FE	NM	1,300.00	1,300.00
7216	STATE OF NM COMMISSIONER	SANTA FE	NM	34,826.96	34,826.96
10184	STELLAR INC	CARLSBAD	NM	6,294.17	6,294.17
7220	STERICYCLE, INC.	CAROL STREAM	IL	1,481.05	1,481.05
13145	STEVEN V MCCUTCHEON	CARLSBAD	NM	5,918.26	5,918.26
697	STEVENS WATER MONITORING SYSTEMS INC	PORTLAND	OR	1,188.00	1,188.00
7229	STONYS PAINT & BODY	CARLSBAD	NM	4,435.80	4,435.80
812	STRATEGIES 360 INC	SEATTLE	WA	53,085.36	53,085.36
5300	STRYKER SALES CORPORATION	CHICAGO	IL	6,881.80	6,881.80
1015	SUN COUNTRY AMATEUR GOLF ASSOC	RIO RANCHO	NM	600.00	600.00
10207	SUNSTONE PRESS	SANTA FE	NM	96.70	96.70
1481	SUPER VACUUM MANUFACTURING CO, INC	FORT COLLINS	CO	1,358.93	1,358.93
6971	SWANK MOTION PICTURES INC	CHICAGO	IL	1,890.00	1,890.00
1429	SWIPPER DESIGNS LLC	LAKE ARTHUR	NM	1,200.00	1,200.00
822	SWISSPHONE LLC	WINDSOR	CO	2,421.96	2,421.96
485	SYSAID TECHNOLOGIES INC	NEWTON	MA	5,456.00	5,456.00
241	SYSTEMS TECHNOLOGY GROUP INC	PHOENIX	AZ	695.00	695.00
11267	TADDY HEALTHCARE SVCS LLC	CARLSBAD	NM	9,791.93	9,791.93
568	TAMY SHAW	CARLSBAD	NM	500.00	500.00
5281	TARGET SOLUTIONS LEARNING LLC	TAMPA	FL	6,565.90	6,565.90
7326	TARRANT COUNTY COLLEGE	FT. WORTH	TX	1,920.00	1,920.00
7135	TATE BRANCH	CARLSBAD	NM	35,378.73	35,378.73
1238	TATTOO GOLF	BURBANK	CA	10,662.20	10,662.20
7340	TAXATION & REVENUE DEPT.	SANTA FE	NM	6,905.48	6,905.48
8983	TAXATION & REVENUE DEPT.			6,144.70	6,144.70
813	TAYLOR MADE GOLF COMPANY	CARLSBAD	CA	65,624.82	65,624.82
10981	TDS	PALATINE	IL	23,124.50	23,124.50
12778	TECHNOLGIES CDWARE INC	CANADA		23,120.00	23,120.00
11114	TED CORDOVA	CARLSBAD	NM	711.92	711.92
11348	TEINERT METALS, INC.	LUBBOCK	TX	1,856.69	1,856.69
570	TELECURVE LLC	LAKWOODM	NJ	745.00	745.00
13375	TELEFLEX LLC	ATLANTA	GA	7,450.00	7,450.00
1330	TEOFILO A LEYVA	CARLSBAD	NM	500.00	500.00
1291	TEOFILO LEON LEYVA	CARLSBAD	NM	5,000.00	5,000.00

City of Carlsbad
YTD Vendor Summary
July 2022 - March 2023

Vendor Number	Vendor Name	City	State	YTD Purchases	YTD Payments
12932	TERRY MATHIS	CARLSBAD	NM	10.00	10.00
7390	TERRYBERRY	GRAND RAPIDS	MI	603.71	603.71
7395	TESSCO, INC	ATLANTA	GA	1,320.51	1,320.51
1312	TEXAS WOMAN'S UNIVERSITY	DENTON	TX	60.00	60.00
7322	TGO TECHNOLOGIES INC	SANTA ROSA	CA	7,009.00	7,009.00
11465	THE ALL ABOUT NETWORK LLC	WINTER PARK	FL	1,191.00	1,191.00
1383	THE ASSOCIATION FOR RURAL & SMALL LIBRARIES	SEATTLE	WA	150.00	150.00
2625	THE GARDEN MART, INC.	CARLSBAD	NM	153,985.42	153,985.42
7466	THE GPS STORE, INC	OCEAN ISLE B	NC	736.94	736.94
803	THE GRANT PLANT INC	ALBUQUERQUE	NM	41,879.35	41,879.35
54	THE HEIL CO	ATLANTA	GA	2,324.12	2,324.12
1195	THE MAN PAN LLC	MCMURRAY	PA	1,530.22	1,530.22
1482	THE MANITOWOC COMPANY, INC.	MILWAUKEE	WI	1,218.44	1,218.44
515	THE NATIONAL GUITAR MUSEUM LLC	NEW YORK	NY	6,000.00	6,000.00
6651	THE NEW MEXICAN INC	SANTA FE	NM	8,229.85	8,229.85
5935	THE PIN CENTER	LAS VEGAS	NV	505.00	505.00
7431	THE SUPPLY CACHE	FORT COLLINS	CO	7,394.78	7,394.78
8089	THE WATER WORKS INC	CARLSBAD	NM	13,201.51	13,376.51
7482	THERMAL SCIENTIFIC, INC	MANSFIELD	TX	5,414.56	5,414.56
1392	THIRD GEN LLC	EL PASO	TX	10,045.40	10,045.40
7345	THIRTEEN TWENTY LLC	ARTESIA	NM	41,072.43	41,072.43
7533	THOMSON-WEST	CAROL STREAM	IL	14,249.00	14,249.00
11707	THUNDER RUN CONCRETE LLC	CARLSBAD	NM	9,491.84	9,491.84
596	TIFFANY SHIRLEY	CARLSBAD	NM	623.62	623.62
12955	TIM NYCE	CARLSBAD	NM	40.00	40.00
7549	TIMEMARK INC.	SALEM	OR	1,135.04	1,135.04
9835	TINA DORADO	CARLSBAD	NM	40.00	40.00
6914	TITAN MACHINERY INC	WEST FARGO	ND	913.54	913.54
7500	TK ELEVATOR CORPORATION	CAROL STREAM	IL	5,049.89	5,049.89
1032	TK, LLC	CARLSBAD	NM	6,413.11	6,413.11
1208	T-MOBILE USA INC	CINCINNATTI	OH	615.26	615.26
12696	TOBY AUSTIN	CARLSBAD	NM	620.00	620.00
1282	TONY D CROWDER	HOBBS	NM	1,568.00	1,568.00
171	TONY SOUZA	ROSWELL	NM	40.00	40.00
1251	TORI HIGHTOWER	CARLSBAD	NM	2,049.34	2,049.34
7311	TORO NATIONAL SUPPORT	ABILENE	TX	2,190.00	2,190.00
1520	TRAKA USA, LLC	ORLANDO	FL	248.00	248.00
1340	TRANS/AIR MANUFACTURING CORPORATION	DALLASTOWN	PA	57.13	57.13
10230	TRANSUNION RISK &	DALLAS	TX	1,969.15	1,969.15

City of Carlsbad
YTD Vendor Summary
July 2022 - March 2023

Vendor Number	Vendor Name	City	State	YTD Purchases	YTD Payments
732	TRAVIS J BRUNS	CARLSBAD	NM	553.48	553.48
1326	TREND BUILDERS LLC	CARLSBAD	NM	35,083.12	35,083.12
1419	TRESHAWN ROWE	EL PASO	TX	88.89	88.89
1179	TREVOR FRAY	CARLSBAD	NM	500.00	500.00
1497	TRINIDAD MALONE	ARTESIA	NM	288.39	288.39
210	TRI-TECH FORENSICS INC	LELAND	NC	13,337.99	13,337.99
847	TROJAN TECHNOLOGIES GROUP ULC	LONDON, ONTARIO		31,587.40	31,587.40
1469	TRUELITE TRACE INC	SAN JOSE	CA	2,090.00	2,090.00
13404	TUMBLEWEED PRESS INC	TORONTO	ON	1,677.90	1,677.90
12506	TURNER BURKE HEADRICK	ARTESIA	NM	259.51	259.51
1264	TWO ROSES SALON 1 INC	HUNTSVILLE	TX	3,590.00	3,590.00
13177	TYLER BARKER	CARLSBAD	NM	55.00	204.00
12393	TYLER TECHNOLOGIES INC	DALLAS	TX	460,378.98	470,378.98
7607	ULINE INC.	PLEASANT PRAIRIE	WI	38,668.35	38,668.35
7610	ULTRA CLEAN CARPET &	CARLSBAD	NM	98,746.43	98,746.43
7667	UNITED SALT CORPORATION	LAFAYETTE	LA	2,592.93	2,592.93
1346	UNITED STATES LIABILITY INSURANCE COMPANY	WAYNE	PA	2,121.00	2,121.00
8939	UNITED STEEL WORKERS	PITTSBURGH	PA	85,031.72	85,031.72
8987	UNITED WAY	CARLSBAD	NM	7,447.60	7,447.60
7705	UNIVERSAL BEARING & CHAIN	CARLSBAD	NM	545.23	545.23
7723	UNIVERSITY PRODUCTS, INC.	HOLYOKE	MA	4,122.13	4,122.13
7615	UNM-JUDICIAL EDUC. CENTER	ALBUQUERQUE	NM	19,053.00	19,053.00
10050	URBAN RESTORATION GROUP	GLENDALE	CA	890.50	890.50
7624	USA BLUE BOOK	WAUKEGAN	IL	19,697.61	19,697.61
7671	USPS-NEOPOST POC	CAROL STREAM	IL	4,500.00	4,500.00
10118	VANGARD WIRELESS LLC	ALEXANDRIA	VA	646.60	646.60
186	VAST DATA CONCEPTS LLC	KUTZTOWN	PA	5,988.00	5,988.00
300	VENDNOVATION LLC	RICHMOND	WA	1,794.00	1,794.00
11901	VERIZON WIRELESS	DALLAS	TX	95,142.07	95,142.07
7937	VERMEER MOUNTAIN WEST, INC	CHANDLER	AZ	740.32	740.32
1528	VERONICA HARRIS	CARLSBAD	NM	45.00	45.00
9164	VICTOR CASTILLO	CARLSBAD	NM	241.64	241.64
1299	VICTORIA R LEYVA	CARLSBAD	NM	500.00	500.00
11972	VIVIAL MEDIA LLC	ST LOUIS	MO	3,396.94	3,396.94
239	VIVID INK & TONER	NORTHRIDGE	CA	2,154.87	2,154.87
103	VOGEL TRAFFIC SERVICES INC	ORANGE CITY	IA	3,025.76	3,025.76
11529	WAC UPFITTERS LLC	ALBUQUERQUE	NM	96,920.28	96,920.28
8027	WAGNER EQUIPMENT CORP.	DENVER	CO	906,910.35	907,672.28
12558	WAGNER RENTS INC	DENVER	CO	112.36	112.36

City of Carlsbad
YTD Vendor Summary
July 2022 - March 2023

Vendor Number	Vendor Name	City	State	YTD Purchases	YTD Payments
8030	WAIDE SAND & GRAVEL CO.	ROSWELL	NM	2,450.58	2,450.58
8063	WASTEQUIP MANUFACTURING CO LLC	CHARLOTTE	NC	153,730.86	153,730.86
8070	WATER DEPARTMENT	CARLSBAD	NM	561,974.87	561,974.87
8077	WATERMASTER IRRIGATION SUPPLY	LUBBOCK	TX	5,979.13	5,979.13
10521	WATSON CONSOLES	POULSBO	WA	1,730.03	1,730.03
8072	WATSON TRUCK & SUPPLY	HOBBS	NM	90,462.51	90,462.51
312	WELLS FARGO FINANCIAL LEASING INC	DES MOINES	IA	16,779.50	16,779.50
14352	WESLEY CARTER	CARLSBAD	NM	241.20	241.20
1305	WESTERN NEW MEXICO UNIVERSITY	SILVER CITY	NM	110.00	110.00
8364	WEX BANK	CAROL STREAM	IL	1,204,463.40	1,204,463.40
1313	WHIT ELE STOREY	CARLSBAD	NM	500.00	500.00
12060	WILLIAM ANDERSON	HAGERMAN	NM	644.00	644.00
1351	WILLIAM MEDINA	CARLSBAD	NM	55.00	55.00
10596	WILLIAM PARSONS	CARLSBAD	NM	20.00	20.00
7860	WINDSTREAM COMMUNICATIONS	LOUISVILLE	KY	86,252.98	86,252.98
17	WINSUPPLY N LAS CRUCES	LAS CRUCES	NM	1,162.94	1,162.94
361	WINSUPPLY NE ABQ NM CO	ALBUQUERQUE	NM	13,509.75	13,509.75
1400	WINTERGREEN CORPORATION	ALPHARETTA	GA	1,497.47	1,497.47
7457	WITMER PUBLIC SAFETY	COATESVILLE	PA	7,734.02	7,734.02
12513	WITTEK GOLF SUPPLY	ELK GRV VILL	IL	3,228.13	3,228.13
8166	WORLD TRADE PRESS	TRAVERSE CITY	MI	1,280.00	1,280.00
10241	WREN STUDIO	CARLSBAD	NM	21,504.00	21,504.00
8332	WT COX INFORMATION SVCS	SHALLOTTE	NC	3,075.11	3,075.11
10654	WYLER INDUSTRIAL WORKS	EL PASO	TX	121,454.42	121,454.42
1269	XAVIER MELENDEZ	ROSWELL	NM	80.00	80.00
8375	XCEL ENERGY SERVICES, INC	DENVER	CO	1,512,807.56	1,512,807.56
12652	YAMAHA MOTOR FINANCE CORP	CHICAGO	IL	28,997.84	28,997.84
434	YSIDRO MOLINAR	CARLSBAD	NM	500.00	500.00
415	ZACH PIFER	LUBBOCK	TX	1,254.00	1,254.00
1012	ZACHARY CHACON	EL PASO	TX	56.00	56.00
807	ZIA DISTRIBUTION CO LLC	CARLSBAD	NM	8,398.76	8,332.79
1335	ZIP'S TRUCK EQUIPMENT INC.	NEW HAMPTON	IA	4,519.63	4,519.63
				55,806,345.97	55,212,593.52

**LINKED MINUTES OF A REGULAR MEETING OF THE CITY COUNCIL OF THE
CITY OF CARLSBAD, NEW MEXICO, HELD IN THE JANELL WHITLOCK
MUNICIPAL COMPLEX BUILDING ON APRIL 11, 2023 AT 6:00 P.M.**

Present: Dale Janway Mayor
Lisa A. Anaya Flores Councilor
Edward T. Rodriguez Councilor
Jason O. Chavez Councilor
Wesley A. Carter Councilor
Mark C. Walterscheid Councilor
Jeff Forrest Councilor
Karla Niemeier Councilor
Judith E. Waters Councilor

Absent:

Also Present: John Lowe City Administrator
K.C. Cass Deputy City Administrator
Ted Cordova Deputy City Administrator
Denise Madrid-Boyea City Attorney
Nadine Mireles City Clerk
Angie Barrios-Testa Director of Municipal Services
Mike Abell Director of Utilities
Wayne Hatfield IT Director
Brent Griffith IT Technician
Melissa Salcido Finance Director
Ken Ahrens Fire Chief
John Majerus Assistant Fire Chief
Jeff Patterson Planning Director
Shane Skinner Police Chief
Patrick Cass Public Works Director
Joshua Moore Transit Director
Charlie Garcia Police Officer
Matt Bernin Telecommunicator
Cassi Parker Telecommunicator
Gwen Lopez Telecommunicator
Michael Munoz Telecommunicator
Samantha Luna Telecommunicator
Bianca Gutierrez Telecommunicator
Katey Prell Dispatch Commander

Time Stamps and headings below correspond to recording of meeting and the recording is hereby made a part of the official record.

0:00:00 **Call Meeting to Order**

0:00:20 Invocation – Pledge of Allegiance

0:00:40 **1. APPROVAL OF AGENDA**

0:00:42 **MOTION**

The motion was made by Councilor Carter and seconded by Councilor Waters to approve the Agenda.

0:00:45 **VOTE**

The vote was as follows: Yes - Waters, Carter, Rodriguez, Forrest, Niemeier, Walterscheid, Anaya-Flores, Chavez; No - None; Absent - None; the motion carried.

0:01:00 **2. CONSIDER APPROVAL OF RESOLUTION 2023-15, A RESOLUTION MAKING CERTAIN BUDGETARY ADJUSTMENTS TO THE 2022-23 FISCAL YEAR BUDGET**

Mrs. Salcido reviewed the third-quarter Budgetary Adjustments for Fiscal Year 2023 highlighting the Capital Projects Fund, the Golf Pro Shop Fund, the Law Enforcement Protection Fund, and the General Fund.

Councilor Forrest asked Mrs. Salcido if the \$25 million that was vetoed from Santa Fe was included in the budget. Mrs. Salcido answered no it was not fit into the budget.

0:03:02 **MOTION**

The motion was made by Councilor Rodriguez and seconded by Councilor Carter to approve Resolution 2023-25, a Resolution making certain Budgetary Adjustments to the 2022-23 Fiscal Year Budget.

0:03:10 **VOTE**

The vote was as follows: Yes - Waters, Carter, Rodriguez, Forrest, Niemeier, Walterscheid, Anaya-Flores, Chavez; No - None; Absent - None; the motion carried.

0:03:26 **3. ROUTINE AND REGULAR BUSINESS**

- A. Minutes of the Regular City Council Meeting held on March 28, 2023
- B. City Personnel Report
- C. Purchasing
 - 1) Consider Approval to Award RFP 2023-04 to Advantage Heating and Cooling for the provision and installation of HVAC units at the Walter Gerrells Performing Arts Center
 - 2) Consider Approval to Award RFP 2023-05 to Total Productions for Sound

- System upgrades at the Walter Gerrells Performing Arts Center
- D. Monthly Reports
 - 1) Human Resources Department March 2023
 - E. Set the Date: May 9, 2023
 - 1) Ordinance rezoning part of "R-1" Residential 1 District to "C-2" Commercial 2 District for an approximately 0.76 acre property located at 206 E Rose Street
 - 2) Ordinance rezoning part of "R-R" Rural Residential District to "C-2" Commercial 2 District for an approximately 2.964 acre property located at 2013 San Jose Blvd

0:03:48 **Mayor Janway asked Mr. Lowe to briefly discuss Agenda item C1, Consider Approval to Award RFP 2023-04 to Advantage Heating and Cooling for the provision and installation of HVAC units at the Walter Gerrells Performing Arts Center. Mr. Lowe** said the City conducted bids for the provision and installation for eight, 5-ton heating and cooling units for the Walter Gerrells Civic Center, and the City received three bids with the lowest bidder being Advantage Heating and Cooling. He said the City recommends awarding this bid to Advantage Heating and Cooling in the cost of \$89,000.

0:04:17 **MOTION**
The motion was made by Councilor Walterscheid and seconded by Councilor Forrest to approve Routine and Regular Business.

0:04:23 **VOTE**
The vote was as follows: Yes - Waters, Carter, Rodriguez, Forrest, Niemeier, Walterscheid, Anaya-Flores, Chavez; No - None; Absent - None; the motion carried.

0:04:41 **4. CONSIDER APPROVAL TO ACCEPT CAPITAL OUTLAY GRANT FROM THE NEW MEXICO AGING AND LONG TERM SERVICES DEPARTMENT FOR KITCHEN EQUIPMENT FOR THE ALEJANDRO RUIZ SENIOR CENTER**

Mr. Lowe said this item is for approval to accept a Capital Outlay Grant for Alejandro Ruiz Senior Center in the amount of \$7,811 to purchase commercial equipment. He said the City will incur the expenditures and will submit a reimbursement as the funds are spent. He said the kitchen equipment that needs to be replaced are a gas range and a gas oil fryer.

0:05:20 **MOTION**
The motion was made by Councilor Chavez and seconded by Councilor Rodriguez to approve to accept Capital Outlay Grant from the New Mexico Aging and Long Term Services Department for kitchen equipment for the Alejandro Ruiz Senior Center.

0:05:25 **VOTE**

The vote was as follows: Yes - Waters, Carter, Rodriguez, Forrest, Niemeier, Walterscheid, Anaya-Flores, Chavez; No - None; Absent - None; the motion carried.

0:05:40 **5. CONSIDER APPROVAL TO ACCEPT A STATE OF NEW MEXICO ECONOMIC DEVELOPMENT DEPARTMENT GRANT FOR THE INSTALLATION OF FILM PROJECTION SYSTEM AT THE CAVERN THEATRE**

Mrs. Barrios-Testa said this Grant Agreement is for an application that Carlsbad Mainstreet Director, Kat Davis, submitted when the City was applying for a previous grant for the last phase of the reconstruction for the Cavern Theatre. She said this is to help fund the equipment for the sound system in the Cavern Theatre. She said this grant does require a 20% match, and they allowed the City to qualify the funding that has already been spent on the project to be put towards that percentage. She said \$28,000 is for in-kind services for Kat Davis' work on this project as well as City Administration for the administration of the grant.

0:07:02 **MOTION**

The motion was made by Councilor Niemeier and seconded by Councilor Anaya-Flores to approve to accept a State of New Mexico Economic Development Department Grant for the installation of film projection system at the Cavern Theatre.

0:07:10 **VOTE**

The vote was as follows: Yes - Waters, Carter, Rodriguez, Forrest, Niemeier, Walterscheid, Anaya-Flores, Chavez; No - None; Absent - None; the motion carried.

0:07:40 **6. CONSIDER APPROVAL OF NEWLY UPDATED DRUG AND ALCOHOL TESTING POLICY RECOMMENDED BY THE FEDERAL TRANSIT ADMINISTRATION FOR CARLSBAD MUNICIPAL TRANSIT**

Mr. Moore said the Transit Department annually undergoes an audit through the company Precision Compliance. He said they are a third-party for New Mexico Department of Transportation who assists the City of Carlsbad with staying compliant with the Drug and Alcohol Program for the Transit Department. He said this year they recommended to update the template for read-ability and clarity.

Councilor Walterscheid asked Mr. Moore when they do test for drugs or alcohol, does the NMDOT give certain levels to how much a person can have in their system before they would fail. **Mr. Moore** said the end-user does not see the results, he said an MRO, a Medical Review Officer, is the person that the tests are submitted to. He said if there are any traces of substances, the MRO will identify if it is within a threshold or not.

0:08:59 **MOTION**

The motion was made by Councilor Rodriguez and seconded by Councilor Niemeier to approve the newly updated Drug and Alcohol Testing Policy recommended by the Federal Transit Administration for Carlsbad Municipal Transit.

0:09:04 **VOTE**

The vote was as follows: Yes - Waters, Carter, Rodriguez, Forrest, Niemeier, Walterscheid, Anaya-Flores, Chavez; No - None; Absent - None; the motion carried.

0:09:19 **7. CONSIDER APPROVAL OF TEMPORARY USE APPLICATION TO ALLOW MOBILE SALES (VENDING) ON CITY PROPERTY AT THE CARLSBAD BEACH PARK LOCATED AT 814 E RIVERSIDE DRIVE BY THE FROZEN CACTUS OWNER: DUSTIN BRATCHER**

Mr. Patterson said this request is to locate vending at the Beach Park area for the Frozen Cactus. He said in the applicant's letter, the owner stated he will mainly set up on Friday evening, Saturdays and Sundays and occasionally on a weekday evening. **Mr. Patterson** said the City Planning Department recommends approval of this request with the following conditions; the applicant shall not disturb the peace with loud speaker megaphone, bell music, or other disruptive noise. He said the approval of this request grants permission for the applicant to vend food and drinks (non-alcoholic) on City owned property in the Carlsbad Beach parking lot from Wednesday, April 12, 2023 through Sunday, December 31, 2023. He said the applicant shall provide the City with proof of liability insurance naming the City as additional insured.

Councilor Walterscheid asked Mr. Patterson if the approval of this request will cause an issue with the Chamber of Commerce since they will hire vendors for food and drink. **Mr. Patterson** said he has not communicated with anyone at the Chamber of Commerce, but he knows the vendor that was previously there did not have a non-compete clause. He said he is unaware if the Chamber of Commerce has one. **Mr. Lowe** said the Agreement that was approved by Council in the last meeting for the Chamber, it states they have a non-exclusive agreement with the City of Carlsbad in the Beach area.

Councilor Rodriguez said he would like for the hours of operation to be listed, since they weren't stated, to match with the other vendors in the area. He said he would recommend the vendor to police the area for trash.

0:12:30 **MOTION**

The motion was made by Councilor Rodriguez and seconded by Councilor Walterscheid to approve Temporary Use Application to allow mobile sales (vending) on City property at the Carlsbad Beach Park located at 814 E Riverside Drive by The Frozen Cactus Owner: Dustin Bratcher.

0:12:37 **VOTE**

The vote was as follows: Yes - Waters, Carter, Rodriguez, Forrest, Niemeier, Walterscheid, Anaya-Flores, Chavez; No - None; Absent - None; the motion carried.

0:12:51 **8. CONSIDER APPROVAL OF TEMPORARY USE APPLICATION TO ALLOW MOBILE SALES (VENDING) OF FOOD AND DRINKS WITHIN CITY STREETS THROUGHOUT THE CITY BY THE ICE CREAM MAN, LLC OWNER: JASON STEARNS**

Mr. Patterson said this is for Council consideration to allow for mobile sales and vending of food, ice cream, and drinks (non-alcoholic) within City streets for The Ice Cream Man LLC. He said the Planning Department recommends approval of this request with the following conditions; the applicant shall not disturb the peace with a loud speaker, megaphone, bell music, or other disruptive noise. He said the approval of this request would grant permission to the applicant to vend food and drink (non-alcoholic) within City streets from Wednesday, April 12, 2023 through Sunday, December 31, 2023, and the applicant shall provide the City with proof of liability insurance, naming the City as additional insured.

Councilor Walterscheid asked Mr. Patterson what the hours of operation would be, stating he does not want the vendor to be running too early in the day or too late at night. **Mr. Patterson** said in the past for door-to-door solicitors, the Planning Department would specify for their hours to be between 9:00 am to dark. **Mr. Patterson** said the applicant is not door-to-door but they will be going through residential streets. **Councilor Walterscheid** said he would prefer a set time for the applicants.

Councilor Rodriguez said the City does have other vendors who sell food and drink and he would like for their hours to match.

0:15:25 **MOTION**

The motion was made by Councilor Rodriguez and seconded by Councilor to approve Temporary Use Application to allow mobile sales (vending) of food and drinks within City streets throughout the City by The Ice Cream Man, LLC Owner: Jason Stearns.

0:15:31 **VOTE**

The vote was as follows: Yes - Waters, Carter, Rodriguez, Forrest, Niemeier, Walterscheid, Anaya-Flores, Chavez; No - None; Absent - None; the motion carried.

0:15:54 **9. CONSIDER APPROVAL OF REQUEST FROM MILTON'S BREWERY TO SERVE ALCOHOL (BEER & WINE) ON CITY STREETS IN THE DOWNTOWN AREA DURING A JOINT MILTON'S AND CARLSBAD MAINSTREET CINCO DE MAYO EVENT**

Mr. Patterson said Milton's Brewing is requesting permission to host a Beer Garden within Mermod St. as part of a Cinco de Mayo event. He said the event will operate starting at 2:00 pm and will end at 11:00 pm with the alcohol service within the Beer Garden starting at 4:00 pm and ending at 10:00 pm. **Mr. Patterson** said there will be one controlled entrance that will be limited to people 21 years or older and they will have to provide a valid ID as proof of age. He said all approved entrants will be given a bracelet which will be required to purchase beer or wine within the Beer Garden. He

said all designated drivers that enter the Beer Garden will be given a separate bracelet as identification. He said no alcohol will be allowed to be taken out of the designated area. **Mr. Patterson** said in conjunction with this event, there will also a car show, band, and dance area within Mermod St. He said Mermod St. will be closed from Canal St. to Canyon St. for the duration of the event. **Mr. Patterson** said the City Planning Department recommends approval of this request with the following conditions; the alcohol server obtain all required licensing and permits, Milton's Brewing comply with all laws, rules, regulations, requirements, and restriction for service at the location, including but not limited to: fencing of the service area, carding of customers, and providing appropriate security; Milton's Brewing shall name the City of Carlsbad as an additional insured on their general liability insurance and liquor server insurance in an amount to be approved by the City Administrator.

0:17:51 **MOTION**

The motion was made by Councilor Carter and seconded by Councilor Rodriguez to approve Request from Milton's Brewery to serve alcohol (beer & wine) on City streets in the downtown area during a joint Milton's and Carlsbad Mainstreet Cinco de Mayo event.

0:17:56 **VOTE**

The vote was as follows: Yes - Waters, Carter, Rodriguez, Forrest, Niemeier, Walterscheid, Anaya-Flores, Chavez; No - None; Absent - None; the motion carried.

0:19:01 **10. CONSIDER APPROVAL OF ORDINANCE 2023-06, AN ORDINANCE REZONING PART OF "R-R" RURAL RESIDENTIAL DISTRICT TO "C-2" COMMERCIAL 2 DISTRICT FOR AN APPROXIMATELY 20.86 ACRE PROPERTY LOCATED AT 3618 AND 3619 HARVEST LANE APPLICANT: THADDAEUS WINN AND TARA LAMB**

0:20:48 **A. Public Hearing**

Mr. Patterson said this request is to change the zoning for the subject property, 3618 and 3619 Harvest Lane from "R-R" Rural Residential District to "C-2" Commercial 2 District. He said the properties to the East and West are zoned Rural Residential and the properties to the North and South are out of city limits, so this would create a spot zone. He said this property is located adjacent to the path for the new West Bypass Route. He said the applicant brought this item before the Planning and Zoning Commission at their March 6, 2023 meeting, and the commission considered the item and recommended approval.

Councilor Forrest asked Mr. Patterson how close is the nearest house to this property. **Mr. Patterson** said the property is adjacent to residential property that is occupied at the moment. **Mr. Forrest** asked if the applicant lives on that property. **Mr. Patterson** said no they do not. **Mr. Forrest** asked if they are wanting to rent it out to a trucking yard. **Mr. Patterson** said he is not aware of the applicant's plans.

0:20:59 **B. Approval of Ordinance**

0:21:01 **MOTION**

The motion was made by Councilor Carter and seconded by Councilor Rodriguez to approve Ordinance 2023-06, an Ordinance rezoning part of "R-R" Rural Residential District to "C-2" Commercial 2 District for an approximately 20.86 acre property located at 3618 and 3619 Harvest Lane Applicant: Thaddaeus Winn and Tara Lamb.

0:21:05 **VOTE**

The vote was as follows: Yes - Waters, Carter, Rodriguez, Forrest, Niemeier, Walterscheid, Chavez; No - Anaya-Flores; Absent - None; the motion carried.

0:21:31 **11. CONSIDER APPROVAL OF ORDINANCE 2023-07, AN
ORDINANCE REZONING PART OF "C-2" COMMERCIAL 2 DISTRICT TO "R-1"
RESIDENTIAL 1 DISTRICT FOR AN APPROXIMATELY 0.138 ACRE PROPERTY
LOCATED AT 106 N FOURTH STREET APPLICANT: RAY AND KORINA
DOPORTO**

0:21:57 **A. Public Hearing**

Mr. Patterson said this is a request to change the zoning from "C-2" Commercial 2 District to "R-1" Residential 1 District for the subject property 106 N. Fourth St. He said the City Planning Department surmised that this property was zoned commercial by mistake. He said from what they have been told, it has always been a residential property, and as such it would not create a spot-zone if changed. He said the applicant brought this item before the City Planning and Zoning Commission at the March 6, 2023 meeting, the commission considered the item and recommended approval.

Councilor Walterscheid asked Mr. Patterson if the adjoining properties have barns or storage facilities. **Mr. Patterson** said he would have to double-check, but he believes they may be commercially zoned but he is not sure if commercial activity takes place there. **Mr. Rodriguez** said it is "C-2" and it looks as if it is a store room. **Mr. Walterscheid** asked if there is housing around the other sides. **Mr. Patterson** said South of the applicant is the West Texas corridor. He said there is a mix of commercial and residential properties on Fourth Street.

0:24:10 **B. Approval of Ordinance**

0:24:14 **MOTION**

The motion was made by Councilor Rodriguez and seconded by Councilor Niemeier to approve Ordinance 2023-07, an Ordinance rezoning part of "C-2" Commercial 2 District to "R-1" Residential 1 District for an approximately 0.138 acre property located at 106 N Fourth Street Applicant: Ray and Korina Doporto.

0:24:18 **VOTE**

The vote was as follows: Yes - Waters, Carter, Rodriguez, Forrest, Niemeier, Walterscheid, Anaya-Flores, Chavez; No - None; Absent - None; the motion carried.

0:24:33 **12. CONSIDER APPROVAL OF RESOLUTION 2023-16, A RESOLUTION TO SUPPORT AND ENCOURAGE THE STATE OF NEW MEXICO TO RE-CLASSIFY AND RECOGNIZE THE CARLSBAD POLICE DEPARTMENT TELECOMMUNICATORS AS FIRST RESPONDERS**

Chief Skinner said this Resolution is fundamentally symbolic and progressive in the effort to have our departmental telecommunicators and those from around the nation to gain the support in being reclassified as a first responder. He said telecommunicators are often the first person that serve people in crisis and need, and they are subjected to the same stressors and traumas that all other first responders have to endure. He said the Carlsbad Police Department dispatch center is currently in the process of becoming a state and nationally accredited program, which specifies best practice standards. He said if reclassified, this will allow telecommunicators to be moved to a retirement plan similar to first responders, to include other crucial benefits, such as mental health counseling. **Chief Skinner** said 911 is a rapidly changing platform which will soon include text and video to 911, amongst other enhanced technological advances. He said these advances will result in our telecommunicators to be exposed to even higher levels of trauma. He said the federal government standard recognized telecommunicators as clerical workers, and he disagrees with this statement being that the things they endure in the profession lasts them a lifetime. He said he wants to recognize Commander, Katey Prell, and her entire team. He said Ms. Prell traveled to Santa Fe to support this legislation at a state level, as well as Washington D.C. to get a foothold at a national level.

Councilor Forrest asked if any of this was brought up at the last legislative session. **Chief Skinner** said it was brought up and he thinks it is gaining a lot of support in Santa Fe. He said there are other municipalities and counties around the state that have adopted a Resolution similar to this one, and he believes it is beginning to lean in favor and that his overall goal is to get it recognized at the national level.

0:30:04 **Councilor Walterscheid** asked the telecommunicators in the audience to stand up and introduce themselves. Those who introduced themselves were, Matt Bernin, Cassi Parker, and Gwen Lopez. **Ms. Lopez** said it is a very challenging job but she is proud to be able to do it. Also introduced were, Michael Munoz, Samantha Luna, Bianca Gutierrez, and Katey Prell. **Ms. Prell** said when she visited Santa Fe, the bill did not pass due to time constraints. She said the bill was to change the PERA plan to the police plan for dispatchers.

0:36:57 **Mayor Janway** asked if there were any further questions or comments.

Councilor Anaya-Flores thanked the dispatchers in the audience for everything they do.

0:38:27 **MOTION**

The motion was made by Councilor Rodriguez and seconded by Councilor Waters to approve Resolution 2023-16, a Resolution to support and encourage the State of New Mexico to Re-Classify and Recognize the Carlsbad Police Department Telecommunicators as First Responders.

0:38:34 **VOTE**

The vote was as follows: Yes - Waters, Carter, Rodriguez, Forrest, Niemeier, Walterscheid, Anaya-Flores, Chavez; No - None; Absent - None; the motion carried.

0:38:49 **13. COUNCIL COMMITTEE REPORTS**

No reports.

0:39:00 **Mayor Janway asked if anyone in the audience would like to address the Council. No one appeared.**

0:39:10 **14. ADJOURN**

0:39:13 **MOTION**

The motion was made by Councilor Anaya-Flores and seconded by Councilor Waters to adjourn.

0:39:25 **VOTE**

The vote was as follows: Yes - Waters, Carter, Rodriguez, Forrest, Niemeier, Walterscheid, Anaya-Flores, Chavez; No - None; Absent - None; the motion carried.

0:39:44 Adjourn

There being no further business, the meeting was adjourned at 6:39 p.m.

Dale Janway, Mayor

ATTEST:

Nadine Mireles, City Clerk

CITY OF CARLSBAD
PERSONNEL REPORT

April 25, 2023

APPOINTMENTS:

<u>NAME</u>	<u>DATE</u>	<u>DEPARTMENT</u>	<u>CLASSIFICATION</u>
Danny Fletcher	04/26/23	Executive	Special Projects Manager
Alvino Lopez	04/26/23	Garage	Welder
Omar Lopez	04/26/23	Police	Patrolman, uncertified
Adriana Maturino	04/26/23	Solid Waste	ARC Driver

TERMINATIONS:

<u>NAME</u>	<u>DATE</u>	<u>DEPARTMENT</u>	<u>CLASSIFICATION</u>	<u>REASON</u>
Harvey Brooks	04/10/23	Projects	Infrastructure Inspector	Retired
Steven Garcia	04/16/23	Airport	Airport Operations Specialist	Resigned
Eric Reynolds	04/10/23	Solid Waste	ARC Driver	Resigned

INTERNAL TRANSFERS AND PROMOTIONS:

<u>NAME</u>	<u>DATE</u>	<u>DEPARTMENT</u>	<u>CLASSIFICATION</u>
Amber Ackman	04/17/23	Planning & Regulation	Customer Service Operator

CITY OF CARLSBAD
RECOMMENDATION FOR EMPLOYMENT

Dale Janway, Mayor

John Lowe, City Administrator

TO: The Honorable Mayor Dale Janway & Members of the City Council

FROM: John Lowe, City Administrator



SUBJECT: Recommendation for Employment

DATE: April 18, 2023

The following applicant has met all pre-employment requirements and is hereby recommended for employment with the City of Carlsbad subject to a pre-hire medical examination:

General Information:

Name: Danny Fletcher Classification/Position: Special Projects Manager

Department:

- | | | |
|---|---|--|
| <input checked="" type="checkbox"/> Regular | <input checked="" type="checkbox"/> Full-time | <input checked="" type="checkbox"/> Hourly \$ 33.74 per hour |
| <input type="checkbox"/> Seasonal | <input type="checkbox"/> Part-time | <input type="checkbox"/> Salary \$ per annum |
| <input type="checkbox"/> Temporary | <input type="checkbox"/> On call | |

Education Level:

- | | | |
|--|---|--|
| <input type="checkbox"/> Associates Degree | <input checked="" type="checkbox"/> High School Diploma | <input type="checkbox"/> GED or equivalent |
| <input type="checkbox"/> Bachelors Degree | | |
| <input type="checkbox"/> Masters Degree | | |
| <input type="checkbox"/> Other | | |

Employment:

Present or last Employer: Fletcher Media

From Oct-21 to Present Classification: Owner

Duties: Public Relations, Events Management, Marketing and Video & Audio productions

Related Experience: Event creation, Management experience, event productions and sales

Comments: Mr. Fletcher's experience and knowledge will allow him to effectively manage the beautification program, assist with community project development as well as coordinate and organize events approved by Administration.

CITY OF CARLSBAD

RECOMMENDATION FOR EMPLOYMENT

Dale Janway, Mayor

John Lowe, City Administrator

TO: The Honorable Mayor Dale Janway & Members of the City Council

FROM: Patrick Cass, Director of Public Works *PC*

SUBJECT: Recommendation for Employment

DATE: April 11, 2023

The Following applicant has met all pre-employment requirements and is hereby recommended for employment with the City of Carlsbad subject to pre-hire medical examination:

General Information:

Name: Alvino N. Lopez Classification/Position: Welder

Department: Garage

- | | | |
|---|---|---|
| <input checked="" type="checkbox"/> Regular | <input checked="" type="checkbox"/> Full-time | <input checked="" type="checkbox"/> Hourly \$ <u>23.30</u> per hour |
| <input type="checkbox"/> Seasonal | <input type="checkbox"/> Part-time | <input type="checkbox"/> Salary \$ _____ per hour |
| <input type="checkbox"/> Temporary | <input type="checkbox"/> On call | |

Education Level:

- | | |
|---|--|
| <input checked="" type="checkbox"/> High School Diploma | <input type="checkbox"/> GED or equivalent |
| <input type="checkbox"/> Associates Degree | _____ |
| <input type="checkbox"/> Bachelors Degree | _____ |
| <input type="checkbox"/> Masters Degree | _____ |
| <input type="checkbox"/> Other | _____ |

Employment:

Present or last Employer: Thunder Run

From 12/24/22 to Present Classification: Welder

Duties: Plant Welder

Related Experience: _____

Comment: _____

CITY OF CARLSBAD

RECOMMENDATION FOR EMPLOYMENT

Dale Janway, Mayor

John Lowe, City Administrator

TO: The Honorable Mayor Dale Janway & Members of the City Council

FROM: Chief Shane Skinner  # A187 03/30/2023

SUBJECT: Recommendation for Employment

DATE: 3/30/23

The following applicant has met all pre-employment requirements and is hereby recommended for employment with the City of Carlsbad subject to a pre-hire medical examination:

General Information:

Name: Omar Lopez Classification/Position: Police Officer

Department: Police

- Regular Full-time Hourly \$26.84 per hour
Seasonal Part-time Salary per annum
Temporary On call

Education Level:

- High School Diploma GED or equivalent
Associates Degree
Bachelors Degree
Masters Degree
Other

Employment:

Present or last Employer: Eddy County Magistrate Court
From 6/2022 to Present Classification: Full Time
Duties: Judicial Specialist 2. Case management. Customer Service. Record and process information.

Related Experience:

Comments: Fluent in Spanish

CITY OF CARLSBAD

RECOMMENDATION FOR EMPLOYMENT

Dale Janway, Mayor

John Lowe, City Administrator

TO: The Honorable Mayor Dale Janway & Members of the City Council

FROM: Ivan M Abell, Director of Utilities  

SUBJECT: Recommendation for Employment

DATE: April 18, 2023

The following applicant has met all pre-employment requirements and is hereby recommended for employment with the City of Carlsbad subject to a pre-hire medical examination:

General Information:

Name: Adriana Maturino Classification/Position: ARC Driver

Department: Solid Waste

Regular Full-time Hourly \$ 24.08 per hour
 Seasonal Part-time Salary \$ _____ per annum
 Temporary On call

Education Level:

High School Diploma GED or equivalent
 Associates Degree _____
 Bachelors Degree _____
 Masters Degree _____
 Other _____

Employment:

Present or last Employer: Synergy Logistics LLC

From 07/2020 to Current Classification: Driver

Duties: Transport waste from the oilfield charge, discharge water from the oilfield wells.

Related Experience: CDL license

Comments: _____

**CITY OF CARLSBAD
AGENDA BRIEFING MEMORANDUM**

COUNCIL MEETING DATE: 4/25/2023

DEPARTMENT: Fire	BY: Ken Ahrens, Fire Chief, <i>KA</i>	DATE: 4/14/2023
-------------------------	--	------------------------

SUBJECT: Medical Director Contract

SYNOPSIS, HISTORY and IMPACT (SAFETY AND WELFARE/FINANCIAL/PERSONNEL/INFRASTRUCTURE/ETC.):

BACKGROUND:

The Carlsbad Fire Department and the Carlsbad Police Department would like to extend the contract with EMSRx as our medical director. This contract will allow us to continue to provide EMS services and allow dispatch to conduct EMD (Emergency Medical Dispatch). We have produced an extension of the original contract that was reviewed by both departments, the City Attorney and EMSRx. The contract extension has been attached. This extension shall be for one year beginning May 1, 2023 and ending April 30, 2024.

DEPARTMENT RECOMMENDATION:

I recommend that the City Council approve and extend the Medical Director contract.

BOARD/COMMISSION/COMMITTEE ACTION:

- | | | | |
|--|--|--|---------------------------------------|
| <input type="checkbox"/> P&Z | <input type="checkbox"/> Lodgers Tax Board | <input type="checkbox"/> Cemetery Board | <input type="checkbox"/> APPROVED |
| <input type="checkbox"/> Museum Board | <input type="checkbox"/> San Jose Board | <input type="checkbox"/> Water Board | <input type="checkbox"/> DISSAPPROVED |
| <input type="checkbox"/> Library Board | <input type="checkbox"/> N. Mesa Board | <input type="checkbox"/> _____ Committee | |

Reviewed by

City Administrator: /s/John Lowe

Date: 04/20/2023

ATTACHMENTS: Contract extension

**PROFESSIONAL SERVICES AGREEMENT WITH
EMSRx, LLC FOR THE PROVISION OF
MEDICAL DIRECTOR SERVICES
FOR THE CARLSBAD FIRE DEPARTMENT AND CARLSBAD POLICE DEPARTMENT**

This Agreement is entered into at Carlsbad, New Mexico, this 30th day of April, 2023, by and between the **City of Carlsbad, New Mexico**, a municipal corporation, hereinafter referred to as "**City**" and **EMSRx, LLC**, an Arizona limited liability company, hereinafter referred to as "**EMSRx**".

WHEREAS, it is necessary for the City to retain a licensed physician as Medical Director for the Carlsbad Fire Department's Emergency Medical Services, hereinafter referred to as "EMS"; and

WHEREAS, it is necessary for the City to retain a licensed physician as Medical Director for the Carlsbad Police Department's Emergency Medical Dispatch, hereinafter referred to as "EMD"; and

WHEREAS, the City purchasing policy grants provision to secure the professional services of any organization as needed in the conduct of City business; and WHEREAS, EMSRx is an Arizona limited liability company providing emergency medical services quality management, medical direction, and education services, and

WHEREAS, after reviewing the past arrangement between the City and EMSRx, it has been determined to be in the best interest of the EMS and EMD services provided by the City that such arrangement be continued;

NOW THEREFORE, the parties, in consideration of the mutual covenants and agreements herein contained, agree as follows:

1. Employee(s). "Employee" shall mean an employee of or volunteer for the City of Carlsbad Fire Department's Emergency Medical Services and/or an employee of the City of Carlsbad Police Department.

2. Scope of Work. EMSRx shall provide the City with full Medical Director services for the City's Fire and Police Departments, as such services are defined by 7.27.3.9 N.M.A.C. and by all other applicable laws, rules, and regulations, as such laws, rules, and regulations maybe amended or replaced. Such services shall include, but not be limited to:

A. Administrative and System Oversight Responsibilities. EMSRx shall:

- i. Advise the EMS Division Chief on all elements of the EMS program regarding medical appropriateness and to assure that quality medical services are being provided;
- ii. Approve the level of pre-hospital care which may be rendered by each EMS Employee while working in his or her capacity for the City of Carlsbad;

iii. Regardless of an EMS Employee's level of state certification or licensure, approve the level that each EMS Employee may function before that EMS Employee is permitted to perform pre-hospital care to the public;

iv. Assist in establishing and monitoring field performance standards for EMS Employees;

v. Withdraw or restrict all or any of the medical control authorized to an Employee under EMSRx's medical direction in the following manner:

EMSRx shall cooperate with the City and the New Mexico EMS Bureau and the New Mexico Emergency Medical Services Licensing Commission, hereinafter referred to as the "Commission", in the investigation of any Employee, and, if referred by the EMS Bureau or the Commission to be handled locally, EMSRx may withdraw or restrict all or any of the medical control authorized to an Employee under EMSRx's medical direction.

vi. Conduct a quality assurance program including, but not limited to, medical audit, review, and critique of basic and advanced level EMS Employees;

vii. Conduct a quarterly review and on-site evaluation of EMS Employees and, at least once per year, ride an eight (8) hour shift with an EMS crew;

viii. Provide medical oversight for EMD to ensure that it meets or exceeds the requirements set forth by the EMS Bureau, EMS Region III, as such may be amended, and by all other applicable laws, rules, and regulations;

ix. Establish local medical standards for dispatch procedures to assure the appropriate EMS response units are dispatched to the medical emergency scene;

x. Ensure the seamless transition between the EMD program's protocols and policies and pre-arrival instructions and the EMS's protocols and policies;

xi. Listen to recordings of emergency calls for assistance on a monthly basis, in which EMD protocols were used or should have been used, and critique those calls, providing feed-back, either verbally or in writing, to the EMD Communications Commander;

xii. Hold quarterly quality assurance meetings and discuss telephone calls in which EMD pre-arrival instructions were given, and calls in which EMD pre-arrival instruction possibly should have been given, but were not; and

xiii. Assist in the development of local disaster and mass casualty plans.

B. Protocol Development. EMSRx shall assist in the development, implementation, and revision of written treatment protocols and standing orders governing pre-hospital care and medical aspects of patient triage, transport, transfer, dispatch, extrication, rescue, and radio telephone communication by EMS and EMD, including, but not limited to protocols under which EMS:

i. May not transport a patient when there has been an initial call for services;

- ii. May transport a patient against the patient's will, in accordance with state law including appropriate forms and review process;
- iii. May handle emergency treatment of a minor, particularly in cases where the minor patient refuses treatment or transport;
- iv. Interacts with an intervening health care provider and/or volunteer med-rescue provider at the scene of an emergency;
- v. May not begin or must continue life support measures for patients with "do not resuscitate" orders, hospice protocols, or other legally recognized advance directives; and
- vi. May triage and transport trauma patients consistent with state patient triage criteria and transport protocols.

C. Training Standards. EMSRx shall assist in the establishment and monitoring of training standards of initial and continuing medical education and provide, as the City may request, educational sessions for EMS and EMD Employees.

D. Medical Audit of Pre-Hospital Care. EMSRx shall, in conjunction with the EMS Division Chief, plan, develop and implement a system for ongoing medical audit of pre-hospital patient care rendered by the EMS. This auditing system shall provide for, but not be limited to:

- i. An organized method for internal collection of operational and patient care data, including access to both pre-hospital and outcome records to permit identification and resolution of problems affecting the quality of patient care; and
- ii. A comprehensive mechanism for receipt, investigation, and resolution of medically related complaints about EMS and EMD.

E. Medical Liaison Responsibilities. EMSRx shall:

- i. Function as the liaison between EMS and the local medical community, medical facilities, and regional/state EMS Medical Directors;
- ii. As requested, be available to represent the medical aspects of EMS and EMD to local, regional, or state boards, and committees, as well as political subdivisions such as municipal governing bodies and the State Legislature; and
- iii. Present any special skill applications to the EMS Bureau;

F. Jump Kits. EMSRx shall develop a program whereby authorized EMS Employees may possess and transport "Jump Kits", as "jump kits" are defined by applicable regulations. The program will include, but not be limited to:

- i. Determinations about the specific types and quantities of dangerous drugs and controlled substances that shall be allowed in each Jump Kit;
- ii. A determination of which Employees shall be authorized to maintain a Jump Kit;

- iii. Create and maintain an inventory of all dangerous drugs and controlled substances issued to an authorized Employee for Jump Kits, including:
 - a. Name, strength, and amount of the dangerous drugs and controlled substances issued;
 - b. Date issued;
 - c. Name of person to whom the drugs were issued;
- iv. Regularly review the overall jump kit system to assure compliance with New Mexico Public Regulatory Commission regulations as such are or may be adopted by the New Mexico Public Regulatory Commission.

3. Consideration.

A. Compensation. Prior to receiving any monies from the City, EMSRx shall submit a current IRS Form W9 to City's Finance Department. In consideration for the services rendered by EMSRx as enumerated herein, the City shall pay to EMSRx one thousand two hundred dollars for services for the Carlsbad Fire Department (\$1,200/mo.); and eight hundred dollars for services for the Carlsbad Police Department (#800/mo.); for a total of two thousand dollars per month (\$2,000.00/mo.);

B. Invoice. Payment by the City to EMSRx shall be made upon receipt of an invoice from EMSRx. EMSRx shall invoice the City at least quarterly but not more frequently than monthly. Each invoice shall be properly documented and supported by a report detailing the services provided by EMSRx, the time period covered by the invoice, and the amount invoiced. The City shall pay on a net thirty (30) basis.

C. Taxes. EMSRx is an independent contractor and is not employed by the City and therefore, EMSRx shall be responsible for the payments of any applicable taxes.

4. Certifications. EMSRx shall obtain and maintain at all times material to this agreement all licenses, permits and certifications required by the State of New Mexico and all other applicable laws, rules and regulations. This shall include, but not be limited to, obtaining and maintaining certification from the State of New Mexico as a Medical Director. EMSRx shall be responsible for all costs and expenses incurred in obtaining and maintaining all licenses, permits and certifications.

5. Term and Termination. This Agreement shall be effective for one (1) year beginning on May 1, 2023 and ending on April 30, 2024. This Agreement may be renewed annually at the same terms and conditions.

6. Assignment. EMSRx shall not assign or transfer any interest in this Agreement or sign any claims for money due or to become due under this Agreement, without the prior written approval of the City.

7. Subcontracting. EMSRx shall not subcontract any portion of the services to be performed under this Agreement without the prior written approval of the City.

8. Release. EMSRx, upon final payment of the amount due under this Agreement, release the City, its officers and employees from all liabilities, claims and obligations whatsoever arising from or under this Agreement.

9. Confidentiality. Unless otherwise required by law, any information obtained by, given to or divulged by EMSRx in the performance of this Agreement shall be kept confidential and shall not be made available to any individual or entity by EMSRx except in compliance with all applicable laws, rules, procedures and ordinances and then only with the prior written approval of the City.

10. HIPAA Compliance and Confidentiality. In its capacity as Medical Director for the City, EMSRx may need to use or disclose Protected Health Information, as defined by HIPAA. EMSRx shall maintain patient confidentiality. EMSRx shall not disclose, or permit the disclosure of, any confidential information received as a result of this Agreement except as permitted by law. EMSRx agrees that:

A. Safeguards. EMSRx shall use appropriate safeguards to prevent use or disclosure of the Protected Health Information other than as provided for by this Agreement or by law.

B. Mitigation. EMSRx shall mitigate, to the extent practicable, any harmful effect that is known to EMSRx of a use or disclosure of Protected Health Information by EMSRx in violation of the requirements of this Agreement or of law.

C. Reporting. EMSRx shall report to the City any use or disclosure of Protected Health Information not provided for by this Agreement of which EMSRx becomes aware.

D. Agent Requirements. EMSRx shall ensure that any agent, including a subcontractor, to whom it provides Protected Health Information received from, or created or received by EMSRx on behalf of the City agrees to the same restrictions and conditions that apply through this Agreement to EMSRx with respect to such information.

E. Access. EMSRx shall provide access, at the request of the City, to Protected Health Information in a Designated Record Set, to the City or, as directed by the City, to an individual in order to meet the requirements under 45 CFR Sec. 164.524, as it may be amended. Such access shall be provided no less than ten (10) days after the request is made.

F. Amendments. EMSRx shall make any amendment(s) to Protected Health Information in a Designated Record Set that the City directs or agrees to pursuant to 45 CFR Sec. 164.526, as it may be amended, at the request of the City or an individual. Such amendments shall be made within ten (10) days after the request is made.

G. Internal Practices. EMSRx shall make internal practices, books, and records, including policies and procedures and Protected Health Information, relating to the use and disclosure of Protected Health Information received from, or created or received by EMSRx on behalf of the City available to the City or to the Secretary of the Department of Health and Human Services, within ten (10) days of the request or as designated by the Secretary, for purposes of the Secretary determining EMSRx's compliance with HIPAA.

H. Documentation of Disclosures. EMSRx shall document such disclosures of Protected Health Information and information related to such disclosures as would be required for

the City to respond to a request by an individual for an accounting of disclosures of Protected Health Information in accordance with 45 CFR Sec. 164.528, as it may be amended.

I. Provision of Information. EMSRx shall provide to the City or an individual, within ten (10) days of the request, information collected in accordance with subsection 1 O(H), above, to permit the City to respond to a request by an individual for an accounting of disclosures of Protected Health Information in accordance with 45 CFR Sec. 164.528.

J. Termination. Upon termination of this Agreement for any reason, EMSRx shall return or destroy all Protected Health Information received from the City, or created or received by EMSRx on behalf of the City. EMSRx shall retain no copies of the Protected Health Information. In the event that EMSRx determines that returning or destroying the Protected Health Information is infeasible, EMSRx shall provide to the City notification of the conditions that make return or destruction infeasible. In that event, EMSRx shall extend the protections of this Agreement for such Protected Health Information and limit further uses and disclosures of such Protected Health Information to those purposes that make the return or destruction infeasible, for so long as EMSRx maintains the Protected Health Information. This provision shall also apply to Protected Health Information that is in the possession of any agent or subcontractor of EMSRx.

11. Conflict of Interest. EMSRx warrants that it presently has no interest and shall not acquire any interest that would conflict with the performance of services required under this Agreement. In the event of such a conflict, it will be brought to the attention of the City and appropriate action acceptable to the City shall be taken.

12. Default or Breach. Each of the following events shall constitute a default or breach of this Agreement:

A. Failure to Comply. If EMSRx fails to perform or comply with any of the conditions of this Agreement, and if the nonperformance shall continue for a period of fifteen (15) days after notice thereof by the City to EMSRx, or, if the performance cannot be reasonably had within the fifteen (15) day period, and EMSRx shall not in good faith have commenced performance within the fifteen (15) day period and then diligently proceeded to completion of performance.

B. Transfer. If this Agreement shall be transferred to or shall pass to or devolve to any other person or party, except in the manner specified herein.

13. Effect of Default. In the event of default hereunder as set forth in this Agreement, the rights of the non-defaulting party shall be as follows:

A. Cancel. The non-defaulting party shall have the right to cancel and terminate this Agreement. On expiration of the time fixed in the notice, this Agreement and all rights, title, and interest of the defaulting party hereunder shall terminate in the same manner and with the same force and effect, except as to the defaulting party's liability, as if the date fixed in the notice of cancellation and termination were the end of the term herein originally determined.

B. Correction. The non-defaulting party may elect, but shall not be obligated, to make any payment required of the defaulting party herein or comply with any agreement, term, or condition required hereby to be performed by the defaulting party; but any expenditure for correction by the non-defaulting party shall not be deemed to waive or release the default of the defaulting party or the right of the non-defaulting party to take any action as may be otherwise permissible or to seek other remedy under the law.

14. Non-Waiver. Waiver by the City of any default in performance by EMSRx of any of the terms or conditions contained in this Agreement shall not be deemed a continuing waiver of that default or any subsequent default.

15. Funding Availability. The funding of this Agreement is subject to the availability and appropriation of funds by the City Council of Carlsbad, New Mexico. If sufficient funding is not available or not appropriated by the City Council, then this Agreement is terminated and the City shall not incur any penalty or further liability.

16. Termination. Either party may terminate this Agreement without cause by providing the other party with written notice of its intention to terminate this Agreement at least sixty (60) days prior to the termination date. By such termination, neither party may nullify obligations already incurred prior to the date of termination of the Agreement. However, neither party shall have any obligation to perform services or make payment for such services rendered after such date of termination.

17. Entirety of Agreement. This Agreement incorporates all the agreements, covenants, and understandings between the parties hereto concerning the subject matter hereof, and all such covenants, agreements, and understandings have been merged into this written Agreement. No prior agreement or understanding, verbal or otherwise, of the parties or their agents shall be valid or enforceable unless embodied in this Agreement. The parties expressly waive any other or further representations, warranties, or agreements not set forth in this document.

18. Amendment. Neither this Agreement nor any provisions hereof may be altered, amended, changed, waived, modified, discharged or terminated except by mutual agreement of the parties as shown in a written instrument executed with the same formality as with this Agreement and then only to the extent set forth in such instrument.

19. Product of Services; Copyright. All materials developed or acquired by EMSRx under this Agreement shall become the property of the City and shall be delivered to the City no later than the termination date of this Agreement. Nothing produced in whole or in part by EMSRx under this Agreement shall be subject to an application for copyright by or on behalf of EMSRx.

20. Outside Employment. Except as limited by Paragraph 11, above, it is agreed and understood that EMSRx and its employees and subcontractors of EMSRx shall have the full power to continue any outside employment or business and to employ and discharge its officers, employees, associates or agents as it may find desirable and the City shall in no way interfere.

21. Independent Contractor. EMSRx, its officers, employees, and agents are independent contractors performing professional services for the City and are not employees of the City. EMSRx and its officers, employees, associate, and agents shall not accrue leave, retirement, insurance,

bonding, use of city vehicles, or any other benefits afforded to the employees of the City of Carlsbad as a result of this Agreement.

22. Limits of Authority. EMSRx agrees not to purport to bind the City to any obligation not assumed herein by the City unless given express authority to do so by the City and then only within the limits of that authority.

23. Workers' Compensation. EMSRx agrees to comply with state laws and rules applicable to workers compensation benefits for its employees. If EMSRx fails to comply with the Workers' Compensation Act and applicable rules when required to do so, this agreement may be terminated by the City.

24. Procurement Code Penalties. The Procurement Code, NMSA 1978, Sections 13-1-28 through 13-1-199, imposes civil and criminal penalties for its violation. In addition, the New Mexico criminal statutes impose felony penalties for illegal bribes, gratuities, and kickbacks.

25. Notices. All notices permitted or required by the terms of this Agreement shall be in writing and be deemed to have been duly given and delivered, if mailed, certified postage prepaid:

If to City:

The City of Carlsbad
c/o City Administrator
P.O. Box 1569
Carlsbad, N M 88221-1569

If to EMSRx:

EMSRx, LLC
311 Hunter Pass
Waxahachie, TX 75165

The parties shall notify each other in writing of any change in the above information.

26. New Mexico Law and Venue. The parties agree this Agreement shall be construed and controlled by the laws of the State of New Mexico. The parties further agree that any legal actions arising out of this Agreement shall be brought in the District Court of Eddy County, New Mexico for the Fifth Judicial District. The parties expressly consent to both in personam and subject matter jurisdiction of the Eddy County District Court and agree that venue shall properly lie in the Eddy County, New Mexico District Court.


27. Arbitration. Should any dispute arise between the parties in connection with the Agreement and if such dispute cannot be resolved by discussion between the parties, the parties agree to submit the unresolved dispute to binding arbitration in lieu of litigation.

28. Captions. The captions of any articles, paragraphs, or sections hereof are made for convenience only and shall not control or affect the meaning or construction of any of the provisions thereof.

CITY OF CARLSBAD

AGENDA BRIEFING MEMORANDUM

Council Meeting Date: 04/25/2023

DEPARTMENT: Carlsbad Police Department	By:  Shane Skinner – Chief of Police	DATE: 04/19/2023
--	---	----------------------------

SUBJECT: Use Agreement Between Salado Isolation Mining Contractors LLC (SIMCO) and the City of Carlsbad Concerning the Use of the Carlsbad Shooting Range/Action Sports Complex

BACKGROUND, ANALYSIS AND IMPACT: (Safety and Welfare/Financial/Personnel/Infrastructure/etc.)

This proposal seeking council approval is concerning a Use Agreement between the Salado Isolation Contractors LLC (SIMCO) and the City of Carlsbad. This Use Agreement concerns the use of the Carlsbad Shooting Range/Action Sports Complex located at 314 N. Happy Valley Road in Carlsbad, NM. SIMCO' security officers are responsible for crime prevention and other security related programs at the Waste Isolation Pilot Plant (WIPP).

The security officers, WIPP's Protective Force, currently is need of a facility such as the designated Carlsbad Police Department Shooting Range to conduct their mandated weapons qualifications beginning April 26th through April 28th and throughout the month of May 2023. SIMCO is currently in the process of procuring an indoor range for the WIPP site. Until completion of the on-site range, this agreement would help the WIPP Protective Force meeting the initial and recurring firearms training and qualification mandates. The WIPP Protective Force acknowledges that a City of Carlsbad Police Department will provide a live observer during the conduct of live firearms operations at the Shooting Range.

This agreement would also pave the avenue for the Carlsbad Police Department to participate in WIPP Protective Force-led training, exercises, classes and drills. This would be beneficial to the Carlsbad Police Department as we constantly work with WIPP as a community partner and it would help familiarize us with their security personnel and their tactical protocols in the event we needed to respond to the WIPP site for an emergency or tactical event.

Terms of modification and termination have been included in the agreement.

DEPARTMENT RECOMMENDATION: I recommend the City of Carlsbad approve the Use Agreement between the Salado Isolation Mining Contractors LLC (SIMCO) and the City of Carlsbad Concerning the Use of the Carlsbad Shooting Range/Action Sports Complex

BOARD/COMMISSION/COMMITTEE ACTION:

- | | | | |
|--|--|--|--|
| <input type="checkbox"/> P & Z | <input type="checkbox"/> Lodgers Tax Board | <input type="checkbox"/> Cemetery Board | } <input type="checkbox"/> APPROVED |
| <input type="checkbox"/> Museum Board | <input type="checkbox"/> San Jose Board | <input type="checkbox"/> Water Board | |
| <input type="checkbox"/> Library Board | <input type="checkbox"/> N. Mesa Board | <input type="checkbox"/> _____ Committee | } <input type="checkbox"/> DISAPPROVED |

Reviewed by:

City Administrator: /s/John Lowe

Date: 04/20/2023

ATTACHMENT(S): Shooting Range Use Agreement

**USE AGREEMENT BETWEEN
SALADO ISOLATION MINING
CONTRACTORS, LLC
&
THE CITY OF CARLSBAD, NEW
MEXICO
CONCERNING USE OF THE
CARLSBAD SHOOTING
RANGE/ACTION SPORTS COMPLEX
LOCATED AT 314 N. HAPPY
VALLEY RD., CARLSBAD, NM**

This Shooting Range Use Agreement (Agreement) is between Salado Isolation Mining Contractors, LLC (SIMCO) and the City of Carlsbad, New Mexico, (City), hereinafter referred to as the Parties.

WHEREAS, each of the Parties has certain responsibilities for protecting workers, the general public, the environment, and property; and

WHEREAS, each of the Parties has developed and maintains capabilities to accomplish their respective responsibilities; and

WHEREAS, the Parties recognize that developing and maintaining a program of mutual assistance will enhance each of their abilities to accomplish their respective responsibilities in a more effective and efficient manner; and

WHEREAS, the Parties are willing to enter into this Agreement.

NOW THEREFORE, it is understood and agreed to by the Parties as follows:

1. General:

a. Definitions

- (1) Waste Isolation Pilot Plant (WIPP) - The facilities owned by the Department of Energy (DOE) for the emplacement of defense-related transuranic waste in the County of Eddy, State of New Mexico.
- (2) SIMCO – Salado Isolation Mining Contractors, LLC, the current management and operating contractor of WIPP.
- (2) WIPP Protective Force – SIMCO’s security officer employees responsible for crime prevention and other related security programs at WIPP.
- (3) Authorized Representative - Any member of WIPP Protective Force training personnel.
- (4) ODFSA – Officially Designated Federal Security Authority for the Carlsbad Field Office (CBFO) of DOE.

b. Purpose

The provisions of this Agreement apply to WIPP Protective Force officers using the City of Carlsbad shooting range located at 314 N. Happy Valley Rd., Carlsbad, NM (Shooting Range) for weapons qualifications beginning April 26, 27 and 28th, 2023 and throughout the month of May, 2023. SIMCO is currently in process of procuring an indoor range for the WIPP site. Until the completion of the on-site range, the WIPP Protective Force officers must maintain required initial and recurring firearms training and qualifications in accordance with applicable DOE Orders and federal law. This Agreement helps the WIPP Protective Force meet these requirements. Likewise, members of the City of Carlsbad Police Department intend participate in WIPP Protective Force-led training, exercises, classes, and drills under this Agreement.

2. Specifics

- a. All firearms instruction will be conducted by firearms instructors meeting the rigorous requirements of DOE O 473.2A and trained and certified by the DOE to act as firearms instructors. The WIPP Protective Force of 30 armed officers includes the five firearms instructors who will conduct the training. All of these individuals are employees of SIMCO and are authorized by the ODFSA to carry firearms in the performance of their duties.
- b. Shooting Range usage sessions will occur two days each week with starting times at 1600 hours and completion times at 2200 hours. Permissions and direct coordination must be obtained in advance and will be requested through any designated representative of the City of Carlsbad Police Department. WIPP Protective Force training staff will act as the Authorized Representative to ensure continuity of communications and coordination. WIPP Protective Force also understands that the City of Carlsbad Police Department will have an observer present during the conduct of live firearms operations at the Shooting Range.
- c. WIPP Protective Force understands that a priority need for the City to use the Shooting Range may arise and will suspend WIPP Protective Force training and qualifications to accommodate.
- d. When any member of the City of Carlsbad Police Department participates in WIPP Protective Force-led courses of fire, participating members must participate in WIPP safety programs to include a Pre-Job Brief prior to the start of training.
- e. Any dispatch of City personnel or equipment pursuant to this Agreement is subject to the following conditions:
 - (1) City responses to requests for Shooting Range use shall be subject to prior City commitment, availability of City equipment, personnel and other resources at the time the request is made.
 - (2) The City shall render appropriate Shooting Range services to WIPP Protective Force personnel as determined by responding designated City of Carlsbad Police Department personnel. In all cases, actions shall be appropriate to the City of Carlsbad Police Department officer's judgment of the situation, and in compliance with the policies of the City of Carlsbad.

3. Term, Termination and Modification

Either Party may terminate this Agreement upon 30 days written notice to the other. Otherwise, this Agreement will expire automatically upon execution of the comprehensive update to the current Memorandum of Understanding by and between DOE CBFO and the City concerning Local Law Enforcement Support. Modifications hereof can only be made upon mutual written agreement signed by the Parties.

4. Indemnification

For activities that occur while at the Shooting Range which may arise out of the performance of this Agreement, SIMCO shall defend, indemnify and hold harmless the City of Carlsbad from all actions, proceedings, claims, demands, costs, damages, attorneys' fees and all other liabilities and expenses of any kind from any source caused by the negligent act or failure to act of SIMCO, its officers, employees, servants, subcontractors or agents. In the event that any action, suit or proceeding related to the acts performed by SIMCO or any officer, agent, employee, servant or subcontractor under this Agreement is brought against the City, SIMCO shall, as soon as practicable but no later than two (2) days after it receives notice thereof, notify the legal counsel of the City by certified mail.

For the City of Carlsbad, NM:

 # A137

Shane Skinner, Police Chief
City of Carlsbad Police Department

04/19/2023
Date

Dale Janway, Mayor
City of Carlsbad

Date

For Salado Isolation Mining Contractors, LLC:

MARK SEIDLER
(Affiliate)

Digitally signed by MARK SEIDLER (Affiliate)
Date: 2023.04.19 09:57:13 -06'00'

Mark Seidler, Security Manager
Salado Isolation Mining Contractors, LLC

04/19/2023
Date



MONTHLY REPORT: March 2023



Community Development

Ted Cordova

Director

Total Patrons Served: 11,933

MONTHLY WORK REPORT

DEPARTMENT: GOLF COURSE	MONTH: MARCH
NO. OF EMPLOYEES: 5 FULL TIME	NO. OF DAYS IN MONTH: 31
HOLIDAYS THIS MONTH: 0	NO. OF WORK DAYS THIS MONTH: 23

ROUNDS PLAYED: MARCH 2023: 2,014 ROUNDS DOWN 156 OVER MARCH 2022

WEEKLY ROUTINE TASKS

NON-ROUTINE TASKS

<ol style="list-style-type: none"> 1. MOWING <ul style="list-style-type: none"> • Fairways • Tees • Fringes • Greens(including rolling) • Rough • Weedeating 2. IRRIGATION <ul style="list-style-type: none"> • Clean Sprinklers • Troubleshoot Valves • Fix Leaks • Water Dry Spots with Hoses 3. SETUP <ul style="list-style-type: none"> • Cup Setting • Blow Debris Off Greens • Pick Up Tree Limbs • Pick Up Trash 4. FACILITY MAINTENANCE <ul style="list-style-type: none"> • Clean Bathrooms • Clean Shop 	<ol style="list-style-type: none"> 1. Spray Fairways 2. Spray Greens 3. Overseed Tee Boxes 4. Clean Riverwalk 5. Trim Trees 6. Spray Weeds
<p>TOTAL GOLF COURSE HOURS= 920</p>	

Airport Monthly Report

March 2023

Airport Employees

Airport Manager, Airport Foreman, Two (2) Airport Operations Specialists

Daily: Monday – Sunday

- Daylight and Nighttime Airfield documented inspections followed by corrective actions. (Monday—Sunday)
- Trash removal in parking lot, entrance, and on airfield.
- Terminal Building cleaning and maintenance.

Weekly

- F.O.D. (Foreign Object Debris) removal on runways, taxiways, and the ramp.
- Airfield mowing and weed eating.
- Check generators for fuel and oil. Operate if not on weekly cycle.
- Continue to rake around lights and signs.
- Continue to trap gophers.
- Fuel all vehicles, cans and diesel reserve tank.
- Water plants in terminal building.
- Mow, edge and prune front entrance and airside lawn.
- Deep clean entire terminal on Tuesdays.
- Weekly check of the perimeter.
- Safety Huddles

Monthly

- Cleaning and calibration of P.A.P.I. (Precision Approach Path Indicator) lights.
- Weed removal and cleaning of the inlets and outlets of the SWPP system.
- Equipment and vehicle service check and maintenance.

Airport Precipitation

2023	Amount per month
January	2.0" Snow
February	Trace
March	0.00"
April	
May	
June	
July	
August	
September	
October	
November	
December	

Total: 2.00"

Boutique Air Traffic Report:

TRAFFIC REPORT			To/From	Flights Scheduled	Flights Flown	Cancelled Weather	Cancelled other	Passengers
March 2023	3/1 to 3/31	Enplaned CNM	ABQ	54	54	0	0	290
		Deplaned CNM	ABQ	54	54	0	0	288
		Enplaned CNM	DFW	27	27	0	0	184
		Deplaned CNM	DFW	27	27	0	0	157
							Total	919

Boutique Delays and Cancellations

MARCH, 2023	651-CNM	654-ABQ	554-CNM	553-DFW	653-CNM	652-ABQ	NOTES
1-Mar					35min delay		
24-Mar			4hr delay		30min delay	30min delay	Weather

Boutique Air Enplanements

Up

Down

Enplaned CNM to ALB	8	
Deplaned CNM to ALB	8	
Enplaned CNM to DFW		4
Deplaned CNM to DFW		4

Carlsbad Water Park

March 2023

CLOSED

Facility Use Summary

Patrons Served	0
Paid Admission	0
Under 4	0
Over 61	0
Pre-Purchased Passes Used	0
Number of Rentals	0
Rentals: Up to 50 People, \$300	0
Rentals: Up to 100 People, \$600	0
Rentals: Up to 400 People, \$1,200	0
Concession Sales Gross Total	\$0.00
Paid Admission Total	\$0.00

Routine offseason work was performed. I have filled about 15 guard positions, including headguards and one attendant.

Upcoming

Routine offseason work will continue. I have a few more applications in but am waiting for this new class of guards to apply in order to have interviews.

MONTHLY WORK REPORT

DEPARTMENT: Sports Complex	BFYSC	MONTH: March 2023	
NO. OF EMPLOYEES: 5		NO. OF DAYS IN THE MONTH: 31	
HOLIDAYS THIS MONTH: 0	Attendance Approx. 9000	NO. OF WORK DAYS THIS MONTH: 23	

Week of March 1st through March 10th

All employees performed litter control in soccer, softball and baseball areas. One employee performed litter control at the Lea St. landscaping area. One employee continued to spray fields and fence lines for weed control. One employee refilled gas tanks. One employee prepared baseball and softball for practices(drag and water). Two employees mowed baseball, softball, and soccer fields and common areas. Two employees edged all sidewalks at baseball, softball, and soccer. Two employees trimmed throughout the complex.

Week of March 13th through March 17th

All employees performed litter control in soccer, softball and baseball areas. One employee performed litter control on Lea St. landscaping area. One employee continued to spray fields and fence lines for weed control. One employee prepared baseball and softball fields for practices(water and drag). Two employees mowed baseball, softball, and soccer fields and common areas. Two employees painted foul lines at baseball. One employee cleaned and pressure washed dugouts and bleachers at baseball. Two employees trimmed throughout the complex. One employee prepared all baseball fields for the season(water and drag). Two employees prepped pitching mounds at baseball.

Week of March 20th through March 24th

All employees performed litter control in soccer, softball and baseball areas. One employee performed litter control at the Lea Street Landscaping area. One employee refilled gas tanks. One employee sprayed for weed control throughout the complex. Two employees mowed baseball, softball, and soccer fields and common areas. Two employees trimmed throughout the complex. Two employees painted foul lines at softball. One employee prepared softball fields for the season(water, drag, and set pitching plates). One employee cleaned and pressure washed dugouts and bleachers at softball.

Week of March 27th through March 31st

All employees performed litter control throughout the sports complex. One employee performed litter control at the Lea St. Landscaping area. One employee sprayed for weed control throughout complex. One employee refilled gas tanks. One employee mowed the dirt areas(brush hogging). Two employees mowed baseball, softball, and soccer fields and common areas. Two employees trimmed throughout the complex. One employee replaced sprinklers at baseball and softball.



Steven Garza, Sports Superintendent


**CARLSBAD MUNICIPAL COURT
CITY OF CARLSBAD
March 2023**



Number of Cases	543
Warrants Outstanding	4228
Amount of Fines	\$75,781.00
Cases on Appeal	2

FINES

Summary for the Month of	March 2023
Total Fines	\$ 57,532.00
Total Prevention Fees	\$ 169.00
Total Lab Fees	\$ 166.00
Total Correction Fees	\$ 12,367.00
Total Automation Fees	\$ 3,727.00
Judicial Fees	\$ 1,820.00
Notary Fees	\$ 0.00
Victim Restitution	\$ 0.00
TOTAL	\$ 75,781.00
TOTAL FINES WORKED OUT THROUGH COMMUNITY SERVICE	\$ 0.00
TOTAL	\$75,781.00

cc: Chief
City Administrator
Finance Department


Municipal Judge



MUNICIPAL SERVICES
Monthly Report: March 2023

Angelica Barrios Testa — Director

Total Patrons served: 27,327

AT
4/19/2023

March 2023

Library Usage		Circulation	
Number of Uses		Number of Items	
Visitors	11,529	Books	3,548
Computer sessions	759	Large print books	186
AWE computer use	336	Graphic novels	284
Wireless sessions	2,026	E-books	533
Catalog searches	4,322	Audio books	84
Pages printed	3,920	E-audio books	756
ILL Loan items received	48	Music	0
ILL Loan items sent	65	E-music	9
Youth Information requests	91	Videos	867
Adult Information requests	1,102	E-videos	80
Total Info requests	1,193	Magazines	2
Total Computer Use	1,095	E-magazines	30
Databases- Number of Uses		Paperbacks	93
A to Z Databases (travel)	17	Reference	0
AtoZdatabases	23	Databases	7,187
Brainfuse	0	Unique items	609
Britannica online	0		
Chilton's auto repair	1	Total items	14,268
EBSCO databases	6,168	Total digital	8,595
Gale Databases	17	Total physical	5,673
HeritageQuest	0	Total adult	2,676
Hoopla	442	Total teen	315
Learning express library	26	Total children	2,888
Niche Academy	312	Collection	
Universal class	173	Number of Items	
Mango Languages	8	Items added	155
		Items withdrawn	251
		Items missing	44
		Total items	58,099
		Materials requests fulfilled	14
Total	7,187	Reserves placed	184
Patrons		Other Services	
Number of persons		Number of services	
New patrons (regular & digital)	259	Archival requests	4
Total digital patrons	500	Tests proctored	1
Total all patrons	11,941	Technology help	211
NMLTG users	186	Social network posts	114
Self-Check users	512	Gabbie requests	37
Mobile printing users	264	Newspaper & radio features	5
Unresolved member problems	46	ILL postage cost	\$379.65
Incidents	0		
Fines outstanding	\$0.00		

Damage/Lost fees outstanding	\$1,179.00	
------------------------------	------------	--

Library News

We had a successful Dr. Seuss Birthday party. Programs continued and we worked to ensure patrons were happy.

Library Board of Trustees

Board Meetings	Number sessions/events	People in Attendance	Type (in person/virtual/offsite)
	1		3 in person
Total	1		3

There was not a quorum for the meeting.

Programs

Programs	Number sessions/events	People in Attendance	Type (in person/virtual/offsite)
Baby Time (0-15 mth)	3	35	in person
Toddler Time (16-35 mth)	6	114	in person
Preschool Story Time (3-5)	4	97	in person
Family Story Time	3	21	in person
Lego Club/Crafternoon (3-adult)	4	154	in person
STEM Club	1	9	in person
Brew & Books (21 and up)	1	15	offsite
Card Class	1	5	offsite
ASL	1	14	in person
D&D	2	15	in person
Seeds and Sprouts Swap	1	9	in person
Paranormal Reads	1	2	in person
STEAM After School	3	51	in person
Music and Movement	2	24	in person
Stitchers Anonymous	2	1	in person
Camera Club	1	1	in person
Total	43	567	0

Childrens Programs are continuing to grow. Toddler Time became so full, we added an additional class. We took the week of the 13-18 off of childrens programs for Spring Break

Events

Programs	Number sessions/events	People in Attendance	Type (in person/virtual/offsite)
Dr. Sues Party	1	320	in person
Total	1	320	

We had a Dr. Seuss Birthday Party on the 2nd. Terry, Breanna, and Jo read; we served cupcakes, and there were crafts for the kids. There was a large turn out.

Outreach

Programs	Number sessions/events	People in Attendance	Type (in person/virtual/offsite)
San Jose outreach	2	77	offsite
CCM outreach	1	33	in person
Boys and Girls Club	2	60	in person
Public School Outreach	1	500	offsite
WIC office	1	200	offsite
Dial a Story	5	5	offsite
Total	12	875	

Because of staffing issues at San Jose, the daycare was unable to come to the library this month. Breanna delivered crafts to the daycare, but because of the health code, she is unable to hold storytime at the daycare. Breanna and Jo visited Cottonwood Elementary's Reading Night where they gave out early literacy information, booklists, and discussed programs and summer reading. Boys and Girls Club visited during Spring Break to check out books.

Incidents, Complaints and Resolutions

Total Number	EMS	CTW	POLICE
0			
Total	0	0	0

There were no incidents or complaints.

Other Services

	Number sessions/events	People in Attendance	Type (in person/virtual/offsite)
Volunteers	20	35	in person
Total	20	35	

Monthly Report March 2023



Total Patrons Served:

- in-person: 1,690
- social media / online engagements: 391

Programming, Events, and Outreach:

- March 1 – The Anti-Gang / Drug Coalition held a meeting in the museum.
- March 4 – The Zia Quilting Guild held demo program, paper piecing.
- March 6 – The Southeastern New Mexico Historical Society held a meeting in the museum.
- March 11 – The Zia Quilting Guild held demo program, making mug rugs.
- March 21 – Alignable held a meeting in the museum.
- March 25 – Summer Art Academy planning meeting held in the museum.
- March 30 – The museum hosted a reception for the CMS Elementary art exhibit.

Exhibits:

- March 20 – The Zia Quilting & Stitchery Guild exhibit was uninstalled.
- March 23 – The CMS Elementary art exhibit was installed.
- Staff finished redesigning the Bob and Barbara Forrest Hall of Fame exhibit to include their son Gary. An induction ceremony for Gary will be held on April 29.
- Staff began designing and installing a display honoring Bataan Death March survivor Roy Castleberry in conjunction with his son Glen Castleberry.

Facility / Staff

- The city construction crew continued working part time on the Hall of Fame extension.
- Staff purchased merchandise for the gift shop.
- Planning is underway for the Summer Art Academy. Registration opens May 1.
- Staff purchased four storage racks for collections storage. The racks arrived on March 30.
- March 15 – The bi-monthly museum board meeting was held.
- March 30 – April 1 – Jameson Lucas attended the Historical Society of New Mexico conference in Silver City.
- Dave Morgan retired from the museum on March 31. Edward VanScotter was named interim director.
- Staff submitted eleven purchase requisitions.

RIVERWALK RECREATION COMPLEX
Monthly Report March 2023

Open Recreation		Patrons
Hockey Rink		8
Skate Park		937
Racquetball		30
Pickleball		4
Basketball		827
Gym		1137
Pool Table & Arcade		436
Organized Activities & Events	No. of Events	Patrons
Dance It Off Club	7	70
Strong HIIT Class	21	105
English Class	10	120
Softball Practice	0	0
Baseball	0	0
NA Meetings	5	30
Yoga Class	9	54
Basketball Practice	152	1520
Soccer	2	20
Dr. Seuss	2	300
Riverblitz	1	300
St. Patrick's Day Bash	1	100
Walk In Attendance		5998
Patrons Signed In and Hockey & Skate Park use		
Rentals:	No. of Events	Patrons
Birthday Parties	11	440
Baby Shower	4	120
		560
Total for the Month		6558
Includes Walk-In & Rental Attendance		
Daily Average for the Month	31	211

Incidents Reported: 0

Hours are 8 a.m.-8 p.m. Monday through Friday, 10 a.m. – 8 p. m. Saturday and 10 a.m.-6 p.m. Sunday.

Staff continues to supervise the use of the Skate Park to enforce the rules and ensure patron safety. Staff also oversees daily recreation activities, checking out equipment, assisting patrons, and maintaining the facility.

On March 1 & 2, 2023 we had Dr. Seuss activities and it was a success. March 4, 2023, two staff assisted with Riverblitz and the event had a good turnout. The week of March 13-17, 2023 was spring break and we had various activities during that week. On March 17, 2023 we held a St. Patrick's Day bash and it was a success.

Staff continues to get things ready for April. On April 5, 2023 we will host a little Easter Party. We will also have a small event for Earth Day.

**MONTHLY REPORT
MARCH, 2023
ALEJANDRO RUIZ SENIOR CENTER**

Number of Patrons Served: 3,935
New Members: 19
Number of Incidents/Complaints: 1
Date of Next Board Meeting: April 5, 2023

Activities/Projects:

Age Friendly Committee Meeting – March 1, 2023
ARSC Advisory Board Meeting – March 1, 2023
ARSC Advisory Board Special Meeting – March 6, 2023
CCVN Advisory Board Meeting – March 6, 2023
Age Friendly Seniors' Trip to Ruidoso, NM – March 10, 2023
Humana Medicare Representative – March 28, 2023
Birthdays Celebration – March 31, 2023

Up-coming Events:

CCVN Advisory Board Meeting – April 3, 2023
Age Friendly Committee Field Trip to Crestwood – April 3, 2023
ARSC Board Meeting – April 5, 2023
Easter Celebration/Easter Bonnet Contest – April 5, 2023
Humana Medicare Representative – April 7, 2023
Munis Training – City Hall Planning Rm. – April 13, 2023
ARSC Special Board Meeting – City Hall Planning Rm. – April 20, 2023
Monthly Evening Dance – April 27, 2023
April Birthdays Celebration – April 28, 2023

We also have three more activities started up at the Center:

Bridge Club on Thursday from 1:00 pm – 5:00 pm
Card Players Group – Monday from 1:00 pm – 5:00 pm
Greeting Cards with Scrapbooking Supplies-Wednesday -9:00 am-11:30 am

January →		1	2	3	4	5	6	7	8	9	10	11	12	13	14	15	16	17	18	19	20	21	22	23	24	25	26	27	28	29	30	31		
Activities/Projects	Attendance																																	
Amateur Hour	31			6							6								9					8	1	1								
Arts & Crafts	44		1															4	5	2	3		3	6	6	2	4			3	5			
Bingo	183									69								44						30								40		
Puzzles	0																																	
Zumba	0																																	
Computer Classes	25		1	1		2				1	1	3	2	1				1	2	1	2			1		1	1	2			1	1		
Birthday Party (Monthly)	80																															80		
Dominos	0																																	
Exercise Equipment	346			17	18	13	15			13	22	15	17	11				23	16	19	18			19	12	23	21	19			16	19		
Creative Coloring Class	4									2																2								
Line Dancing	7									1										3				3										
Flu Shots	0																																	
Mexican BINGO	9																								9									
NM State Tax filing	0																																	
Pool	286			10	15	14	10			13	15	13	17	13				17	16	11	18			13	10	15	20	14			16	16		
Quilters	9										3								6															
Sing - Along	0																																	
Low Impact Exercise Class	0																																	
Vitals (BP/Sugar/Oxygen)	29				8															9						12								
NMLong Term Ag. (MCR)	0																																	
Special Events	0																																	
Dances	48																											48						
Nutritional Program (Meals)	1,507	1507																																

Services																																		
Announcements	10	10																																
Copies	15	15																																
Forms	10	10																																
In-coming calls	386		13	25	18	18				19	15	22	20	17				18	16	24	20			20	17	22	22	19			24	17		
Notaries	0																																	
Referrals (Walk-ins)	20	20																																
Transportation	0																																	
Out of City Limits Served =	290		17	17	10	11				12	20	11	14	16				19	18	13	16			16	12	13	18	11			9	17		

Meetings																																		
Training Class	0																																	
Safety Huddle/Safety Meeting	8	8																																
Foster Grandparents	0																																	
Lawyer Referral	2	2																																
Leadership Carlsbad	0																																	
Public Meeting	30	30																																
CCVN Advisory Board	0																																	
SENMCA Meetings	0																																	
ARSC Advis. Board	4	4																																

No. of Patrons served =	3,093
Out of City Limits Served =	290
No. Of Incidents/Complaints:	
Date Of Next Board Meeting:	02/01/23

MONTHLY REPORT

March 2023

Department: CCVN (Carlsbad Community Volunteer Network)

No. of New Registered Volunteers:	2
No. of Registered Volunteers:	299
No. of Work Stations:	29
No. of Volunteer Hours	3214

The next regular CCVN Board meeting will be held on April 3, 2023.

- CCVN Coordinator is preparing for the upcoming Annual Volunteer Appreciation Dinner which will be held on August 17, 2023.
- CCVN Coordinator signed up two (2) new volunteers.
- CCVN Coordinator continues to reach out and recruit for new volunteers.

UPCOMING ACTIVITIES AND EVENTS:

- Continuation of Outreach and Recruitment for new volunteers
- CCVN Board Meeting on April 3, 2023
- Annual Volunteer Appreciation Dinner, August 17, 2023

Monthly Report
March 2023
NORTH MESA SENIOR RECREATION CENTER

Number of Patrons Served: 3222

New Members: 26

Number of Incidents/Complaints: 0

Date of Next Board Meeting: May 10, 2022 2:30 p.m.

Feb18-March 18 The Zia Quilt & Stitchery Guild's Annual Quilt Show exhibited from February 18th, 2023 to March 18th, 2023. The month long show was well-attended by the public. The Guild hosted several fun, informative, free workshops amongst their hanging quilts and the museum saw many faces old and new alike.

March 10 Carlsbad Gem & Mineral Society held their meeting with 23 members present.

March 16-20 Member & volunteer Juanita Jojola instructed, 13 members in creating an Easter bunny.

Enhabit Health Care visits the center once a week. For March we had a total of 11 members stopping in for the weekly visits of blood pressure/oxygen check.

J&J Home Healthcare visits the center once a week. For March we had a total of 33 members stopping in for the weekly visits of blood pressure/oxygen check/ Sugar level.

Hear on Earth visits the center once a week. For March we had a total of 7 members stopping in for the hearing tests

NORTH MESA SENIOR RECREATION CENTER
March 2023

<u>Activity</u>	<u>Participation</u>
Fitness	1288
Pickleball	33
Library/Lapidary	21
Arts/Crafts	175
Pool Room	409
Games	292
Bingo	142
Line Dance	484
Music	92
Events	93
ACBL Bridge	142
Health/Wellness	51
Visitors/Guests	-0-
Total	3222

Deposits			
<u>Date</u>	<u>Cash</u>	<u>Checks</u>	<u>Total</u>
03/01/2023	30.00	0	30.00
03/02/2023	22.50	0	22.50
03/03/2023	22.50	0	22.50
03/06/2023	7.50	0	7.50
03/07/2023	45.00	0	45.00
03/08/2023	7.50	0	7.50
03/09/2023	30.00	0	30.00
03/10/2023	30.00	0	30.00
03/13/2023	7.50	0	7.50
03/14/2023	37.50	0	37.50
03/16/2023	7.50	0	7.50
03/17/2023	45.00	0	45.00
03/20/2023	22.50	0	22.50
03/21/2023	22.50	0	22.50
03/22/2023	15.00	0	15.00
03/24/2023	30.00	0	30.00
03/28/2023	7.50	0	7.50
03/29/2023	7.50	0	7.50
03/31/2023	37.50	0	37.50
Total	435.00	0	435.00

CITY OF CARLSBAD



TRANSPORTATION AND FACILITIES MARCH 2023

Monthly Reports from:

- **Community Service**
- **Construction**
- **Electrical**
- **Garage**
- **Parks**
- **Street**
- **Cemetery**

Reviewed and approved by: Patrick Cass, Director of Public Works

COMMUNITY SERVICE DEPARTMENT

Monthly Work Report

March 2023

Number of Employees 06	No. of days in the Month 31
Holidays 0	No. of days worked in this month 23

Every Friday during the Summertime and every other Friday during the Wintertime the crew begins and ends each week doing litter control at Eddy House, Spring Park, Ocotillo Trails, Canal, Canyon St. Six Mile Dam Area, Medians on Greene & Eight St. and around the Cascades. The crew power-wash sidewalks, benches curb, and gutters on Canyon St. between Greene and Stevens St. clean the Cotton Patch property, and sprayed bird stop on Canyon St.

Week of March 1st through March 3rd

The crew cleaned up areas 1 and 2 and sprayed weeds on Lea Street rock beds, Mermod Street medians, Calloway Drive, and Lion Road drain.

Week of March 6th through March 10th

The crew sprayed weeds in area 1. They also trimmed tree branches on North Canal Street and trimmed and cleaned up on Sixth Street, Eighth Street, C-Hill rails, and Area 3.

Week of March 13th through March 17th

The crew trimmed and cleaned up in areas 3, 4, and Mermod Street, Texas Street, Lea Street, Greene Street, Mesa Street, 12th Street drain, Fox Street and Mesa Street intersection, Garden Street drain, and behind the Mall. The crew trimmed and cleaned up curbs, gutters, and sidewalks on South Canal Street from Fiesta to Center Street.

Week of March 20th through March 24th

The crew cleaned up in Area 4 and trimmed and cleaned up the curb, gutter, and sidewalks on Greene Street, 6th Street, and 8th Street. The crew covered up graffiti at the Executive Inn hotel, and clean up the yard at Public Works.

Week of March 27th through March 31st

The crew cleaned up in area 5, San Jose Bridge, and at Walker Farm drain.



Digitally signed by Justin Ramos
 DN: cn=Justin Ramos, o=City of Carlsbad,
 ou=Public Works,
 email=jramos@cityofcarlsbadnm.com, c=US
 Date: 2023.04.06 07:56:27 -06'00'

Prepared by: _____
 Justin Ramos, Streets Superintendent



CONSTRUCTION DEPARTMENT

Monthly Work Report

March 2023

Number of Employees 10	No. of days in the Month 31
Holidays 0	No. of days worked in this month 23

1. Repaired Stucco at the Respite Center.
2. Concrete repair for the Water Department at the corner of Fox and Canyon St.
3. Installed bench at Spring Park.
4. Installed monument and sculpture at the Halagueno Arts Park.
5. Installed flag poles at the Golf Course.
6. Installed plaque at the Waterpark Monument.
7. Concrete repair for the Water Department at Commerce Street.
8. Installed handrail at the Pecos River Village Boat Dock.
9. Installed canopy at the Veterans Cemetery.
10. Installed security doors at the Veterans Cemetery.

Prepared by:   Digitally signed by Pat Cass
DN: cn=Pat Cass, o=City of Carlsbad, ou=Public Works, email=pjcass@cityofcarlsbadnm.com, c=US
Date: 2023.03.31 10:22:55 -06'00'

Patrick Cass, Public Works Director

ELECTRICAL DEPARTMENT

Monthly Work Report

March 2023

Number of Employees 08	No. of days in the Month 31
Holidays 0	No. of days worked in this month 23

Number of Jobs Performed for Individual Departments

1.	Airport	21
2.	Golf Course	25
3.	Parks	38

4. Waste Water

a.	Treatment Plant	19		b.	Primary Lift	08
c.	Lift Station	20		d.	Other	0

5. Water

a.	Water Wells	18		b.	Double Eagle	16
c.	Yard	0		d.	Other	0

6. Public Building and Yards

a.	City Hall	18		b.	Library	08
c.	Museum	08		d.	Mesa Senior Rec.	14
e.	Alejandro Ruiz Sr. Center	19		f.	Riverwalk Rec.	12
g.	Rifle Range	02		h.	Community Soup Kitchen	01
i.	Antique Lights	26		j.	Pecos River Village	06
k.	Convention Center	07		l.	Civic Center	23
m.	Avalon Building	02		n.	Literacy Building	01
o.	Public Works Yard	09		p.	Bob Forrest Sports Complex	23
q.	Sign Shop	02		r.	Solid Waste	18
s.	Janel Whitlock Building	08				

7.	Traffic	19
8.	Streets	12
9.	School Crossing Lights	08
10.	Transportation	07
11.	Cascades	15
12.	Sunnyview Catch Basin	0
13.	Underground Line Locates	95



Digitally signed by Pat Cass
 DN: cn=Pat Cass, o=City of Carlsbad, ou=Public Works, email=pjccass@cityofcarlsbadnm.com, c=US
 Date: 2023.03.31 10:23:14 -06'00'

Prepared by: _____
Patrick Cass, Director of Public Works

Garage

Monthly Work Report

March 2023

Number of Employees 14	No. of Days In The Month 31
Holidays 0	No. of Day Worked In The Month 21

Mechanics performed necessary repairs and adjustments to keep the Public Work equipment and fleet vehicles operable. They performed preventive maintenance checks on various vehicles and equipment as needed to prevent costly repairs in the future. Made service calls for all departments as required.

Lubrication filled fluid levels on refuse collection trucks daily. Delivered fuel to various locations and projects. They perform preventive maintenance on units (changed oil and filters, lubricated, serviced batteries, and cleaned battery cables) according to maintenance schedule. They checked all vehicles anti-freeze levels and steam cleaned parts for mechanics.

Tire repair shop removed, repaired, and reinstalled tires for Public Works equipment and fleet vehicles to keep them in service. Submitted requisitions and got Purchase Orders for tire repairs and tire purchase for all departments. Delivered tires to different locations. Made services calls for tire repairs or to air tires as required. Kept spare tire room supplies and tire inventory current.

Welding shop performed various repairs on vehicles, equipment and structures as needed. They fabricated, built and repaired various projects for all departments within the City as needed.



Digitally signed by Steven Rodriguez
 DN: cn=Steven Rodriguez, o=City of Carlsbad, ou=Garage Superintendent, email=srodriguez@cityofcarlsbadnm.com, c=US
 Date: 2023.03.30 10:06:46 -06'00'

Prepared by: _____

Steve Rodriguez, Garage Superintendent

PARKS DEPARTMENT

Monthly Work Report

March 2023

Number of Employees 13		No. of days in the Month 31
Holidays 0		No. of days worked in this month 23

Week of March 1st through March 3rd

Eight employees did litter control and replaced trash can liners at the following Park/Areas: Sawyers Park, Desert Willow Park, Riverside Park, Lamont St. Park, Smith Park, 5th St. Park, 8th St. Park, Sunset Park, McLenathen Park, Ira Stockwell Park, Riverview Park, Lower Tansill Area, Martin Luther King Jr. Park, Nick Salcido Fitness Park, Ray Anaya Plaza, and The Lake Carlsbad Municipal Park. Seven employees trimmed down mustard weeds at Sawyers Park, Desert Willow Park, Riverside Park, Spring Park, Smith Park, 8th St. Park, 5th St. Park, Lamont St. Park, and Arcadia Park. Two employees installed lids on trash receptacles at The Lake Carlsbad Municipal Park. Two employees repaired the fence at Davis Park. Two employees power-washed the Pavilions at Martin Luther King Jr. Park and Riverview Park. Three employees finished irrigation repairs and dirt work at Sunset Garden Cemetery. Three employees repaired an irrigation backflow preventer at Carlsbad Cemetery.

Week of March 6th through March 10th

Six employees did litter control and replaced trash can liners at the following parks/Areas: The Lake Carlsbad Municipal Park, Riverview Park, The Lower Tansill Area that includes the Carlsbad Veterans Memorial, and The Carlsbad Dog Park. Litter Control was also conducted at Martin Luther King Jr. Park, Ray Anaya Plaza, Nick Salcido Fitness Park, Cruz Fernandez Park, Arcadia Park, and The Carlsbad Shooting Range. One employee mowed The Lake Carlsbad Municipal Park and The Carlsbad Shooting Range. Five employees trimmed The Lake Carlsbad Municipal Park and The Rio Pecos Tennis Courts. One employee applied herbicide at The Lake Carlsbad Municipal Park for unwanted vegetation control. Three employees repaired leaks and irrigation at The Carlsbad Beach parking area, The Carlsbad Cemetery, The Cascades, and Millennium Park.

Week of March 13th through March 17th


Four employees did litter control and replaced trash can liners at the following Park/Areas: Ray Anaya Plaza, Nick Salcido Fitness Park, Martin Luther King Jr. Park, Lower Tansill Area, Riverview Park, and Lake Carlsbad Municipal Park. Six employees had spread compost at The Lake Carlsbad Municipal Park, Veterans Park, and Arcadia Park. Three employees trimmed The Veterans Memorial Park and Martin Luther King Jr. Park. Four employees removed a severely damaged tree from Millennium Park from previous high winds in the area. Two employees power washed River Park Pavilions, Martin Luther King Jr. Park, Ray Anaya Plaza stage, and The Carlsbad Bandshell Pavilion. Three employees did dirt work at Millennium Park. Three employees made repairs and irrigation adjustments along with watering The Lake Carlsbad Municipal Park.

Week of March 20th through March 24th

Three employees did litter control and replaced trash can liners at the following Parks/Areas: The Lake Carlsbad Municipal Park, Riverview Park, Lower Tansill Area, Martin Luther King Jr. Park, Ray Anaya Plaza, and Nick Salcido Fitness Park. Six employees trimmed trees at The Lake Carlsbad Municipal Park. Three employees transported and set up additional bleachers at the Carlsbad Cavegirl Softball Field. Three employees transported transit carts and set bleachers in The Carlsbad Beach Parking Area for the Gus Macker Tournament Event. Four employees trimmed and edged sidewalks at The Lake Carlsbad Municipal Park. One employee mowed The Lake Carlsbad Municipal Park, 5th St. Park, Ray Anaya Plaza, and Nick Salcido Fitness Park. Three employees made irrigation repairs and adjustments at The Lake Carlsbad Municipal Park, and Riverview Park.

Week of March 27th through March 31st

Three employees did litter control and replaced can liners at the following Park/Areas: Cass Park, Hall Addition, Nick Salcido Fitness Park, Ray Anaya Plaza, Lower Tansill Area, Ray Anaya Plaza, Nick Salcido Fitness Park, McLenathen Park, Sunset Park, Lamont Park, Ira Stockwell Park, and James St. Park. One employee mowed Riverview Park, Troy Young Park, Sunset Park, Lamont St. Park, Desert Willow Park, and Smith Park. Two employees did infield dirt work at Sunset (Shorthorn) Park. Two employees power washed Riverview Park Pavilions, Carlsbad Bandshell Pavilion, Martin Luther King Jr. Pavilion, and Ray Anaya Plaza Stage. One employee spot-sprayed herbicide at The Nick Salcido Fitness Park, Ray Anaya Plaza, and Martin Luther King Park. Three employees did irrigation repairs at The Lake Carlsbad Municipal Park, Sunset Park, and Lamont St. Park. Three employees continued turning on irrigation systems throughout the City Parks.



Digitally signed by Michael Hernandez
DN: cn=Michael Hernandez, o=City of Carlsbad,
ou=Parks Department,
email=mrhernandez@cityofcarlsbadnm.com, c=US
Date: 2023.04.05 14:56:44 -06'00'

Prepared by: _____

Michael Hernandez, Parks Superintendent

Street

Monthly Work Report

March 2023

Number of Employees 10	No. of days in the Month 31
Holidays 0	No. of days worked in this month 23

The Street Department mows, patches, sweep streets, repair/clean alleys, and other various jobs as needed in Areas.

Week of March 1st through March 10th

The crew worked on signs, setting up temporary stops from the wind storm, crew prepped for a hot mix at the City Golf Course for patching the cart path. The crew graded the shoulder of the skyline filling in washed-out areas for pedestrians. Crew patched the shoulder of Pecos Acres between Ural and Thomas Street. The Crew worked in the drain at Southwest LP Gas Company, cleaning build-up sediment and debris and installing weed barriers and drainage rock.

Week of March 13th through March 17th

The crew cleaned shoulders and intersections around the Industrial Park south of town. Crew patched on South Cypress saw cuts washed out corners. The crew also patched in areas 5, 4, 6, and 11. Crew mowed in areas 13, and 14 and hauling trash to the landfill.

Week of March 20th through March 24th

The crew worked in Culverts along Old Cavern from Farris to Pima Court, cleaning, and building up sediment and debris. The crew hauled trash to the landfill.

Week of March 27th through March 31st

The crew graded the 400 block of North Mesa in the alley and backfilled potholes behind transit. The crew mowed Boyd from Chaves to Hidalgo Street and around the Troy Young Park area, also the bike path from Boyd to National Parks Highway. The crew also mowed the Davis Park drain.

2023 Signs and Markings Division of the Street Department

Type of Sign	Repaired	Stripped	Replaced	Installed	Constructed
Stop Sig	42		09		
Warning Signs	06		02		
Guide Signs	07			01	
Street Marker Signs	03				
Regulatory Signs	11				

Other work performed by Signs and Markings Division of the Street Department

- Set up work-zone for different locations and different departments.

Prepared by:   Digitally signed by Justin Ramos
 DN: cn=Justin Ramos, o=City of Carlsbad,
 ou=Public Works,
 email=jrramos@cityofcarlsbadnm.com, c=US
 Date: 2023.04.06 07:56:04 -06'00'

Justin Ramos, Street Superintendent

CEMETERY MONTHLY REPORT**March, 2023**

	Carlsbad Cemetery	Santa Catarina	Sunset Gardens	Total
Number of Interments:	14	3	2	19
Cremations (Columbarium, included)	4(1)	1	2(0)	7(1)
Babyland	0	0	0	0
Indigent	0	0	0	0
Saturday	2	0	1	3
Double Depth	1	0	0	1
SUNDAY/Holiday	0	0	0	0
Disinterment:	0	0	0	0
Sale of Lots: (Columbaria, included)	19(0)	0	0	19(0)
On Payment Plan:	3	0	0	3
Pre-Need: (Columbaria, included)	15(0)	0	0	15(0)
Meetings:	0	0	0	0
Monument Permits:	0(0)	0	0	0
Complaint/Incident Reports:	0	0	0	0
Vandalism				
Damaged Stone				
Sunken Grave				
Sunken Marker				
Theft				
Flowers				
Maintenance				
Other				
Correspondence:				

CITY OF CARLSBAD

INTER-OFFICE MEMORANDUM

Dale Janway, Mayor

John Lowe City Administrator

April 17, 2023

TO: Council Members

FROM: Mayor Janway

RE: Board, Commission and Committee Appointments

Subject to the approval of the Governing Body, I would like to appoint the following:

Carlsbad Senior Recreation Center Advisory Board at North Mesa Center

Appoint: John Caraway 2 year term remainder

Thank you
DJ/wca

CITY OF CARLSBAD

AGENDA BRIEFING MEMORANDUM

Council Meeting Date: 4/25/2023

DEPARTMENT: Municipal Services	BY: Angie Barrios-Testa, Director <i>ABT 4/20/2023</i>	DATE: 4/20/2023
--------------------------------	---	-----------------

SUBJECT: Approve Submission of an Energy Efficiency & Conservation Block Grant Application to the U.S. Department of Energy

BACKGROUND, ANALYSIS AND IMPACT: (Safety and Welfare/Financial/Personnel/Infrastructure/etc.)

The City requests approval to submit a pre-application and final application under the Department of Energy's Energy Efficiency & Conservation Block Grant (EECBG) Program. The goal of EECBG is to implement high-impact, self-sustaining clean energy projects that center the needs of low-income and disadvantaged communities. The Department of Energy EECBG program has set aside formula grants monies to local governments including \$76,110 for the City of Carlsbad. City staff is seeking approval for an application to fund lighting upgrades for one softball field at the Bob Forrest Youth Sports Complex (field 1). The total cost for this project is estimated at \$130,000. The plan is to retrofit the existing lights to LED which will both improve energy efficiency and reduce energy usage and costs associated with the existing lighting. It is projected to save \$368,969 in a twenty-five-year period, and 18 tons of CO2 reduction. This would require approximately \$50,890 in local funds to complete the phase.

The attached pre-award information sheet is due April 28, 2023, in order to access the full application. As part of participation in the EECBG program, the City is required to adopt an Energy Efficiency and Conservation Strategy within a year of the award. The application can be issued as a grant or as an EECBG Formula Program Voucher application.

Once awarded, staff will bring the grant award before City Council for acceptance and approval.

DEPARTMENT RECOMMENDATION: City Council approves the submission of a grant application under the Department of Energy's Energy Efficiency & Conservation Grant Program, and delegates the City Administrator on the application.

BOARD/COMMISSION/COMMITTEE ACTION:

- | | | | |
|--|--|---|--------------------------------------|
| <input type="checkbox"/> P & Z | <input type="checkbox"/> Lodgers Tax Board | <input type="checkbox"/> Riverwalk Rec Center Board | <input type="checkbox"/> APPROVED |
| <input type="checkbox"/> Museum Board | <input type="checkbox"/> San Jose Board | <input type="checkbox"/> Water Board | <input type="checkbox"/> DISAPPROVED |
| <input type="checkbox"/> Library Board | <input type="checkbox"/> N. Mesa Board | <input type="checkbox"/> Beautification Committee | |

Reviewed by:
City Administrator: /s/John Lowe **Date:** 04/20/2023



SCEP

STATE & COMMUNITY ENERGY PROGRAMS

#	State/Territory	Entity Name	Level of Government	Allocation
1203	NM	Dona Ana	County	\$78,650
1204	NM	McKinley	County	\$77,520
1205	NM	Otero	County	\$76,280
1206	NM	Rio Arriba	County	\$76,350
1207	NM	San Juan	County	\$77,580
1208	NM	Sandoval	County	\$76,540
1209	NM	Santa Fe	County	\$77,200
1210	NM	Taos	County	\$76,180
1211	NM	Valencia	County	\$77,550
1212	NM	Alamogordo	City	\$76,060
1213	NM	Albuquerque	City	\$512,750
1214	NM	Carlsbad	City	\$76,110
1215	NM	Clovis	City	\$76,310
1216	NM	Farmington	City	\$76,680
1217	NM	Hobbs	City	\$76,410
1218	NM	Las Cruces	City	\$160,190
1219	NM	Rio Rancho	City	\$149,420
1220	NM	Roswell	City	\$76,680
1221	NM	Santa Fe	City	\$144,530
1222	NV	Churchill	County	\$75,870
1223	NV	Clark	County	\$844,640
1224	NV	Douglas	County	\$76,700
1225	NV	Elko	County	\$76,100
1226	NV	Humboldt	County	\$75,600
1227	NV	Lyon	County	\$76,190
1228	NV	Nye	County	\$76,720
1229	NV	Pershing	County	\$75,230
1230	NV	Washoe	County	\$78,680
1231	NV	White Pine	County	\$75,330
1232	NV	Boulder	City	\$75,520
1233	NV	Carson City	City	\$120,450
1234	NV	Elko	City	\$75,750
1235	NV	Fernley	City	\$75,730
1236	NV	Henderson	City	\$307,600
1237	NV	Las Vegas	City	\$583,470
1238	NV	Mesquite	City	\$75,720
1239	NV	North Las Vegas	City	\$262,780
1240	NV	Reno	City	\$280,500



EECBG Program PRE-AWARD INFORMATION SHEET

Each Energy Efficiency and Conservation Block Grant (EECBG) Program recipient shall provide the following information on behalf of itself and all subrecipients and certify that the information is accurate and complete. Recipients may choose to provide this information in whatever format they like, as this form is optional.

EECBG Program recipients representing local and tribal entities may select from two options: 1) a grant or 2) a voucher for technical assistance and/or equipment rebates. EECBG Program recipients choosing a grant must provide data requested in sections 1 through 8 below. EECBG Program recipients choosing a voucher may skip sections 4 through 7.

SECTION 1: CONTACT & LOCATION INFORMATION *(All recipients)*

Recipient Name:	City of Carlsbad	Award Number:	
UEI:	LKCDUTRJHFY6	DUNS (if applicable):	084475854
Business Officer:	Melissa Salcido, Director of Finance	BO Phone Number/Email:	575-887-1191 mmsalcido@cityofcarlsbadnm.com
Principal Investigator (PI):	Angie Barrios-Testa, Director of Municipal Services	PI Phone Number/Email:	(575)887-1191 Ext7957 abtesta@cityofcarlsbadnm.com

A. TYPE OF ORGANIZATION – Please indicate the type of organization of the Recipient by selecting one of the following:

- Local Government
- Tribal Government
- State

B. LOCATION AND CONGRESSIONAL DISTRICT

List the address and Congressional district(s) for the primary location where the grant will be performed.

Street Address:	101 N. Halagueno St.
City:	Carlsbad
State:	NM
Zip:	88220
Congressional District(s):	2

SECTION 2: GRANT OR VOUCHER *(All recipients)*

EECBG Program recipients representing local and tribal entities must select whether to receive their EECBG Program award in the form of a grant or a voucher for technical assistance and/or equipment rebates. Please indicate your choice here. All States & Territories must select “Grant.” (Select one option) **[response to this question is non-binding]**

- Voucher for Technical Assistance
- Voucher for Equipment Rebate
- Voucher for both Technical Assistance and Equipment Rebate
- Grant

SECTION 3: BUSINESS ASSURANCES *(All recipients)*

A. DISCLOSURE OF POTENTIAL IMPROPRIETIES

Below, please disclose if any of the following conditions exist. If the answer to any question (a) through (g) below is yes, provide a detailed explanation in an attachment to this form.

- a. Is the proposed Recipient, Subrecipient(s), or any of the Recipient's or Subrecipient's principals¹ under investigation for or charged with a covered offense²?
 Yes
 No
- b. Has the proposed Recipient, Subrecipient(s), or any of the Recipient's or Subrecipient's principals been convicted of a covered offense in the last five years or had a civil judgment rendered against them for one of those offenses in that time period?
 Yes
 No
- c. Is the proposed Recipient, Subrecipient(s), or any of the Recipient's or Subrecipient's principals under investigation for potential violation of U.S. export control laws and regulations, or has the proposed Recipient, Subrecipient(s), or any of the Recipient's or Subrecipient's principals been convicted of any violations of U.S. export control laws and regulations?
 Yes
 No
- d. Is the proposed Recipient or Subrecipient(s) under investigation for potential violations of the Drug-Free Workplace Act of 1988, or has the proposed Recipient or Subrecipient(s) been convicted of any violations of the Drug-Free Workplace Act of 1988?
 Yes
 No
- e. Is the proposed Recipient, Subrecipient(s), or any of the Recipient's or Subrecipient's principals under investigation for research misconduct, or has the proposed Recipient, Subrecipient(s), or the Recipient's or Subrecipient's principals been convicted of research misconduct?
 Yes
 No
- f. Has any Federal Agency recommended or initiated proceedings against the proposed Recipient, Subrecipient(s), or the Recipient's or Subrecipient's principals for suspension or debarment, or is the proposed Recipient, Subrecipient(s), or the Recipient's or Subrecipient's principals debarred, suspended, publicly banned from doing business with the Federal government, or otherwise declared ineligible from

¹ For this form, "principal" means: (1) An officer, director, owner, partner, PI, or other person (as defined in 2 C.F.R. 180.95) within the Project Team with management or supervisory responsibilities related to this project and any resulting transaction; or (2) A consultant or other person, whether or not employed by the Recipient, Subrecipient, or their principals, or paid with Federal funds, who (a) is in a position to handle Federal funds, (b) is in a position to influence or control the use of those funds, or (c) occupies a technical or professional position capable of substantially influencing the development or outcome of an activity required to perform the transaction, including but not limited to, any Co-PIs.

² For this form, "covered offenses" include: (1) Commission of fraud or a criminal offense in connection with obtaining, attempting to obtain, or performing a public or private agreement or transaction; (2) Violation of Federal or State antitrust statutes, including those proscribing price fixing between competitors, allocation of customers between competitors, and bid rigging; (3) Commission of embezzlement, theft, forgery, bribery, falsification or destruction of records, making false statements, tax evasion, receiving stolen property, making false claims, or obstruction of justice; or (4) Commission of any other offense indicating a lack of business integrity or business honesty that seriously and directly affects the Recipient's present responsibility.

receiving Federal Contracts, subcontracts or financial assistance?

Yes

No

- g. Is the proposed Recipient or Subrecipient(s) delinquent on federal debt or insolvent or at risk of insolvency or have the proposed Recipient or Subrecipient(s) filed for bankruptcy in any domestic or foreign jurisdiction?

Yes

No

B. POTENTIAL CONFLICTS OF INTEREST

1. **Financial Conflicts of Interest.** The Recipient must disclose in writing any managed or unmanageable financial conflicts of interest involving a member of the project team (i.e., Investigators) and include sufficient information to enable DOE to understand the nature and extent of the financial conflict, and to assess the appropriateness of the non-Federal entity's management plan. See Section V(b)(3) of the [DOE Interim Conflict of Interest Policy](#). As part of this DOE funded project, does the recipient or any subrecipients have any managed or unmanageable financial conflicts of interest involving a member of the project team (i.e., Investigators)?

No

Yes. If yes, in a separate attachment, the Recipient must provide relevant disclosures/supporting documentation as required by the [DOE Interim Conflict of Interest Policy](#) Section V(b)(3).

- C. **Organizational Conflicts of Interest³.** The Recipient must disclose in writing any potential or actual organizational conflict of interest to DOE. See [DOE Interim Conflict of Interest Policy](#) Section VI and 2 CFR 200.318 for more information. As part of this DOE funded project, does the recipient or any subrecipients intend to engage in a procurement with a parent, affiliate, or subsidiary organization that is not a state, local government, or Indian tribe?

No

Yes. If yes, in a separate attachment, the Recipient must provide relevant disclosures/supporting documentation as required by the [DOE Interim Conflict of Interest Policy](#) Section VI.

Recipients choosing a voucher may skip to Section 8

SECTION 4: PAYMENT INFORMATION *(Grant recipients only)*

Provide (1) the awardee seven-digit ASAP (Automated Standard Application for Payment System) ID number that is under the DOE / Golden Field Office (GO) Agency Locator Code (ALC) and Region Code (#8900-0001-04) if available; (2) the name, phone number and email for the ASAP / Payments Contact Person; and (3) indicate whether the preferred payment method is by advance or reimbursement.

- | |
|--|
| 1) ASAP Number:
2) ASAP/Payments Contact Person:
3) The preferred payment method is: |
|--|

³ Organizational Conflict of Interest means a situation where because of relationships with a parent company, affiliate, or subsidiary organization, the non-Federal entity is unable or appears to be unable to be impartial in conducting a procurement action involving a related organization. 2 CFR 200.318(c)(2).

SECTION 5: PERFORMANCE AND FINANCIAL INFORMATION REQUEST *(Grant recipients only)*

Before providing this information, please read the **ADDITIONAL INFORMATION** at the end of this form. Each field identified below must be completed.

1. Has the Recipient had prior Federal awards? Yes No

If Yes:

Is the Recipient up to date on all reporting requirements on all other current and prior awards, including submitting acceptable final technical reports, with other Federal or non-Federal organizations? If you check No to this question, please attach an explanation. Yes No

2a. Has the Recipient had an independent Single Audit or independent Compliance Audit per Federal regulations, or had a prior Defense Contract Audit Agency (DCAA) Audit performed? (Please see attached instructions regarding Independent Audit requirements.) Yes No

2b. Has the Recipient undergone a Financial Audit within the last 3 years? Yes No

If Yes to either 2a. or 2b.:

a. A copy of the audit is attached to this form. Yes No

b. An electronic copy of the audit was provided with application package. Yes No

An electronic copy of the audit can be found at _____

If audit was not provided, please explain why it has not been completed and/or provided:

3. Recipient's fiscal year end date is _____

4a. Identify the Federal Agency providing the preponderance of funding from ALL Government Awards which the Recipient's organization is/was the prime recipient, including any DOE Awards.

Provide Agency name, Cognizant Agency point of contact (individual in charge of negotiating billing rates), phone number, and e-mail.

(If the Recipient's organization has a DCAA contact, please provide this information in 4(c) below):

Agency: _____

Point of Contact: _____

Phone/Email: _____

4b. DCAA Contact Information:

DCAA Office: _____

Point of Contact: _____

Phone/Email: _____

SECTION 6: FINANCIAL MANAGEMENT SYSTEM – ACCOUNTING SYSTEM SURVEY (*Grant recipients only*)

To qualify for Financial Assistance, compliance with 2 CFR 200 as amended by 2 CFR 910 is required. This includes assurance of an adequate accounting system for estimating, accounting and billing for governmental funding received. Please complete the checklist below as assurance of this requirement.

For additional information, please visit <https://www.dcaa.mil>. Please refer specifically to the “[Pre-award Accounting System Adequacy Checklist](#)” under CUSTOMERS-->Checklists and Tools.

	<u>Yes</u>	<u>No</u>	<u>NA</u>
1. Is the Accounting System in accordance with Generally Accepted Accounting Principles applicable to the circumstances and associated applicable Federal regulations?	<input checked="" type="checkbox"/>	<input type="checkbox"/>	<input type="checkbox"/>
2. Accounting System provides for:			
a. Segregation of direct costs from indirect costs.	<input checked="" type="checkbox"/>	<input type="checkbox"/>	<input type="checkbox"/>
b. Identification and accumulation of direct costs by project.	<input checked="" type="checkbox"/>	<input type="checkbox"/>	<input type="checkbox"/>
c. A logical and consistent method for the allocation of indirect costs to intermediate and final cost objectives. (Project line items are final cost objective)	<input checked="" type="checkbox"/>	<input type="checkbox"/>	<input type="checkbox"/>
d. Accumulation of costs under general ledger control.	<input checked="" type="checkbox"/>	<input type="checkbox"/>	<input type="checkbox"/>
e. A timekeeping system that identifies employees’ labor by intermediate and final cost objective (i.e., project level, division level).	<input checked="" type="checkbox"/>	<input type="checkbox"/>	<input type="checkbox"/>
f. A labor distribution system that charges direct and indirect labor to appropriate cost objectives.	<input checked="" type="checkbox"/>	<input type="checkbox"/>	<input type="checkbox"/>
g. Interim (at least monthly) determination of costs charged to a project through routine posting of books of account.	<input type="checkbox"/>	<input type="checkbox"/>	<input type="checkbox"/>
h. Excluding costs charged to Government projects which are not allowable in terms of FAR 31, Contract Cost Principles and Procedures, or other provisions.	<input type="checkbox"/>	<input type="checkbox"/>	<input type="checkbox"/>
i. Identification of costs by project line item and by units (as if each unit or line item were a separate project) if required by the proposed award.	<input type="checkbox"/>	<input type="checkbox"/>	<input type="checkbox"/>
3. Is the Accounting System designed, and are the records maintained in such a manner that adequate, reliable data are developed for use in developing cost proposals?	<input type="checkbox"/>	<input type="checkbox"/>	<input type="checkbox"/>
4. Is the Accounting System currently in full operation?	<input type="checkbox"/>	<input type="checkbox"/>	<input type="checkbox"/>

SECTION 7: REPRESENTATION/CERTIFICATION (*Grant recipients only*)

Certification of the information is required by the organization’s authorized representative

I certify that I have registered in the System for Award Management (SAM).

I certify that I have registered in FedConnect.net in order to receive award documentation.

I certify that all subrecipient cost information has been reviewed, and that all subrecipient costs are reasonable, allowable, and allocable in accordance with the applicable cost principles. All subrecipient budget documents should be available upon DOE request.

- I certify that all direct costs proposed in the application (under the personnel, travel, equipment, supplies, contractual, construction, and/or other direct costs categories) are direct to the project and are not duplicated in the proposed indirect costs.
- I certify that the processes undertaken to solicit any subrecipients, subawards, subcontracts and vendors comply with our organization's written procurement procedures as outlined in "Procurement Standards" 2 CFR 200.317 through 2 CFR 200.326 inclusive.
- I certify the Recipient:
 - (1) Has in effect an up-to-date, written, and enforced administrative process to identify and manage conflicts of interest with respect to all projects for which financial assistance funding is sought or received from DOE;
 - (2) Shall promote and enforce Investigator compliance with DOE's Interim Conflict of Interest (COI) Policy's requirements including those pertaining to disclosure of significant financial interests;
 - (3) Shall manage financial conflicts of interest and provide initial and ongoing financial conflicts of interest reports to DOE;
 - (4) Agrees to make information available, promptly upon request, to DOE relating to any Investigator disclosure of financial interests and the Recipient's review of, and response to, such disclosure, whether or not the disclosure resulted in the Recipient's determination of a financial conflict of interest; and
 - (5) Shall fully comply with the requirements of the DOE Interim COI Policy.

SECTION 8: SIGNATURES *(All recipients)*

I, the Authorization Official named below, represent by my signature that I am authorized to certify this information on behalf of the Recipient. I certify to the best of my knowledge and belief that the information contained in this Pre-Award Information Sheet is true, complete and accurate. I understand that any false, fictitious, or fraudulent information, misrepresentations, half-truths, or omissions of any material fact, may subject me to criminal, civil or administrative penalties for fraud, false statements, false claims or otherwise. (18 U.S.C. §§ 1001 and 287, and 31 U.S.C. 3729-3730 and 3801-3812). I further understand and agree that (1) the statements and representations made herein are material to DOE's funding decision, and (2) I have a responsibility to update the disclosures during the period of performance of the award should circumstances change which impact the responses provided above.

Name: John Lowe

Title: City Administrator

Signature of Authorized Official: _____

Date: _____

I, the Principal Investigator named below, certify to the best of my knowledge and belief that the information contained in this Pre-Award Information Sheet is true, complete and accurate. I understand that any false, fictitious, or fraudulent information, misrepresentations, half-truths, or omissions of any material fact may subject me to criminal, civil, or administrative penalties for fraud, false statements, false claims or otherwise. (18 U.S.C. §§ 1001 and 287, and 31 U.S.C. 3729-3730 and 3801-3812). I further understand and agree that (1) the statements and representations made herein are material to DOE's funding decision, and (2) I have a responsibility to update the disclosures during the period of performance of the award should circumstances change which impact the responses provided above.

Name: Angie Barrios-Testa

Title: Director of Municipal Services & Capital Programs

Signature of Principal Investigator:

Date:

ADDITIONAL INFORMATION

This information will assist DOE in determining: 1) cognizance; 2) whether the Recipient has adequate internal financial and management controls; and 3) whether the Recipient has an adequate accounting system. Generally, cognizance means that an organization has a Federal oversight agency (cognizant agency). Cognizance of an organization is used for many purposes including: determining which agency is responsible for verifying correct allocation of indirect rates to incurred costs; issuing the Provisional and Final Indirect Rate Agreements; and ordering audits. Adequate internal controls and accounting systems are essential to ensure that the Recipient's costs are correctly estimated, recorded, and billed. The Recipient has the responsibility to ensure that these systems are in place. The cognizant Agency has the responsibility for verifying these systems through audits or other methods.

For additional information, please visit <https://www.dcaa.mil>. Please refer specifically to the “[Pre-award Accounting System Adequacy Checklist](#)” under CUSTOMERS-->Checklists and Tools.

Cognizance is determined by TOTAL Federal award/contract dollars received by the Recipient/Contractor from all Federal agencies. This information is used to determine which Federal agency has the largest preponderance of funding and is cognizant. Once a Federal agency assumes cognizance for a contractor, it should remain cognizant for at least 5 years to ensure continuity and ease of administration.

Cognizance related duties are the responsibility of the Cognizant Federal Agency (CFA). The CFA is the Federal agency (e.g., Department of Defense, Department of Energy, Navy, etc.) that provided the preponderance (largest amount) of funding for your awards, across all federal agencies. It is very important to confirm that you work with the correct office.

General Rule of Thumb: Department of Health & Human Services (DHHS) is usually the CFA for Universities, Cities, States, and Counties. DHHS cognizance is not usually transferred.

If it is determined that the Department of Energy/Golden Field Office (GO) is the Cognizant Federal Office, the Recipient will have the following ANNUAL responsibilities:

1. Submit a Certified Annual Incurred Cost Claim (ICE Model – see #3 below) to the GO Cost/Price mailbox (CostPrice@ee.doe.gov). **This should represent the total organization's costs (representing the Company General Ledger), not just the Recipient's DOE award(s).**
2. Due Date: 180 days after the Recipient's fiscal year end.
3. For an example of the ICE Model, please visit <https://www.dcaa.mil>. Under “CUSTOMERS->Checklists and Tools”, click on ICE (Incurred Cost Electronically) Model and download the ICE model.

Once the information is received, GO will have the responsibility of providing your organization with an annual indirect rate agreement. This indirect rate must be used on all Federal grants and contracts.

If it is determined that GO is not the Cognizant Federal Office, the Recipient should contact the Cognizant Office for additional instructions.

ANNUAL AUDIT REQUIREMENTS

Independent (Single & Compliance) Audit Requirements

2 CFR 200, Section F located at:

<http://www.ecfr.gov/cgi-bin/text-idx?SID=6e187b05cfeca4f534c659f20983b14e&mc=true&node=pt2.1.200&rgn=div5>

For-Profits: 2 CFR 910, Section F located at:

<http://www.ecfr.gov/cgi-bin/text-idx?node=pt2.1.910&rgn=div5>

Below are excerpts from Section F.

Audit requirements.


- (a) Audit required. A non-Federal entity that expends \$750,000 or more during the non-Federal entity's fiscal year in Federal awards must have a single (program-specific, *not applicable for For-Profits*) or compliance audit conducted for that year in accordance with the provisions of this part.
- (b) *Single* audit. A non-Federal entity that expends \$750,000 or more during the non-Federal entity's fiscal year in Federal awards must have a single audit conducted in accordance with §200.514 - Scope of audit except when it elects to have a program-specific audit conducted in accordance with paragraph (c) of this section.
- (b) *Compliance* audit. (1) If a for-profit entity has one or more DOE awards with expenditures of \$750,000 or more during the for-profit entity's fiscal year, they must have a compliance audit for each of the awards with \$750,000 or more in expenditures. A compliance audit should comply with the applicable provisions in §910.514—Scope of Audit. The remaining awards do not require, individually or in the aggregate, a compliance audit.
- (c) Program-specific audit election. (*Not applicable to For-Profits*). When an auditee expends Federal awards under only one Federal program (excluding R&D) and the Federal program's statutes, regulations, or the terms and conditions of the Federal award do not require a financial statement audit of the auditee, the auditee may elect to have a program-specific audit conducted in accordance with §200.507 Program-specific audits. A program-specific audit may not be elected for R&D unless all of the Federal awards expended were received from the same Federal agency, or the same Federal agency and the same pass-through entity, and that Federal agency, or pass-through entity in the case of a subrecipient, approves in advance a program-specific audit.
- (d) Exemption when Federal awards expended are less than \$750,000. A non-Federal entity that expends less than \$750,000 during the non-Federal entity's fiscal year in Federal awards is exempt from Federal audit requirements for that year, except as noted in §200.503 Relation to other audit requirements, but records must be available for review or audit by appropriate officials of the Federal agency, pass-through entity, and Government Accountability Office (GAO).
- (e) Federally Funded Research and Development Centers (FFRDC). Management of an auditee that owns or operates a FFRDC may elect to treat the FFRDC as a separate entity for purposes of this part.
- (f) Subrecipients and Contractors. An auditee may simultaneously be a recipient, a subrecipient, and a contractor. Federal awards expended as a recipient or a subrecipient are subject to audit under this part. The payments received for goods or services provided as a contractor are not Federal awards. Section §200.331 Subrecipient and contractor determinations sets forth the considerations in determining whether payments constitute a Federal award or a payment for goods or services provided as a contractor.

(g) Compliance responsibility for contractors. In most cases, the auditee's compliance responsibility for contractors is only to ensure that the procurement, receipt, and payment for goods and services comply with Federal statutes, regulations, and the terms and conditions of Federal awards. Federal award compliance requirements normally do not pass through to contractors. However, the auditee is responsible for ensuring compliance for procurement transactions which are structured such that the contractor is responsible for program compliance or the contractor's records must be reviewed to determine program compliance. Also, when these procurement transactions relate to a major program, the scope of the audit must include determining whether these transactions are in compliance with Federal statutes, regulations, and the terms and conditions of Federal awards.

(h) For-profit *subrecipient*. Since this part does not apply to for-profit subrecipients, the pass-through entity is responsible for establishing requirements, as necessary, to ensure compliance by for-profit subrecipients. The agreement with the for-profit subrecipient must describe applicable compliance requirements and the for-profit subrecipient's compliance responsibility. Methods to ensure compliance for Federal awards made to for-profit subrecipients may include pre-award audits, monitoring during the agreement, and post-award audits. See also §200.332 Requirements for pass-through entities.

CITY OF CARLSBAD

AGENDA BRIEFING MEMORANDUM



COUNCIL MEETING DATE: 4/25/2023

DEPARTMENT: Planning, Engineering and Regulation	BY: Jeff Patterson, Planning Director	DATE: 3/22/2023
---	--	------------------------

SUBJECT: An Appeal of the decision by the Planning and Zoning Commission to grant a Variance to the resident at 1108 Tracy Place to park a recreation vehicle (boat) within the required front setback, originally heard at the March 6, 2023, Planning and Zoning Commission meeting.

Appellant:
John Bowen
1129 Tracy Place
Carlsbad, NM 88220

SYNOPSIS, HISTORY and IMPACT (SAFETY AND WELFARE/FINANCIAL/PERSONNEL/INFRASTRUCTURE/ETC.):

At their regularly scheduled meeting on March 6, 2023, the Planning and Zoning Commission considered a request for a Variance to park a recreational vehicle (boat) within the required front setback at 1108 Tracy Pl. The subject property is currently zoned "R-1" Residential 1 District, and the required front setback is 30'. The applicant, Benjamin Sanchez, stated in his application that there is no access to the rear of his property as there is no alley in this location. The applicant stated at the Planning and Zoning Commission meeting that he has a carport at the front of his house, but that there is no room in the carport for his boat because he keeps his motorcycle and an ATV in the carport. To move the boat into the carport, he would need to then move out either the motorcycle or the ATV. The applicant also stated that the location of the boat on his property does not impede the line of sight along Tracy Pl., and that he had not received any complaints from his neighbors. John Bowen, a resident of the Tracy Pl. neighborhood, spoke against the request stating that the ordinance requirements should be upheld and that the applicant should move the boat under the carport.

The Planning and Zoning Commission considered the statements made, and voted to approve the request and grant the applicant a Variance with a vote of three (3) in favor, two (2) against, and zero (0) absent. On March 16, 2023, John Bowen submitted a letter to the Planning Office stating his intent to appeal the decision reached by the Planning and Zoning Commission to grant Mr. Sanchez his request for a Variance. Mr. Bowen is deemed an aggrieved party, and his letter for appeal was submitted before the deadline to appeal. In his appeal letter, Mr. Bowen stated seven points on which he disagreed with the decision, and stated he wished to appeal this decision to the City Council. Mr. Bowen's appeal letter is attached.

Sec. 56-150(c) of the Zoning Ordinance states the following regarding appeals:

Submittal Requirements.

An appeal is made by filing a written notice of appeal with the City Administrator which clearly articulates the reasons for the appeal, specifically citing and explaining one or more alleged error:

- (a) In applying adopted City plans, policies and ordinances in arriving at the decision;
- (b) In the appealed action or decision, including its stated facts; and/or
- (c) In acting fraudulently, arbitrarily or capriciously.

Appeals are regulated by Code of Ordinances Sections 56-140(k) and 56-150(c). Section 56-140(k) states (emphasis added):

“Pursuant to this Zoning Ordinance, administrative decisions made by the Planning Director may be reviewed on appeal by the Planning and Zoning Commission. **All final decisions made by the Planning and Zoning Commission may be reviewed on appeal to the City Council.** Final decisions of the City Council may be appealed to District Court pursuant to Section 3-21-9 NMSA 1978. A decision made pursuant to this Zoning Ordinance is final unless an appeal is filed, within 15-days, and as required by law. Substantial deviations from this Zoning Ordinance are considered variances and are a form of appeal and may not be approved by city staff but rather shall be considered by the Planning and Zoning Commission.”

Section 56-150(c) states:

“1. Aggrieved Persons May Appeal.

A person aggrieved by a decision of the Planning Director, City Engineer, other City staff, or the Planning and Zoning Commission, may file an appeal with the City Administrator. An aggrieved person is one who has a personal or pecuniary interest or property right adversely affected by the decision. The interest must be immediate and substantial, not merely nominal or remote.

2. Submittal Requirements.

An appeal is made by filing a written notice of appeal with the City Administrator which clearly articulates the reasons for the appeal, specifically citing and explaining one or more alleged error:

- (a) In applying adopted City plans, policies and ordinances in arriving at the decision;
- (b) In the appealed action or decision, including its stated facts; and/or
- (c) In acting fraudulently, arbitrarily or capriciously.

3. Review Procedures.

- (a) An appeal must be filed with the City Administrator within fifteen (15) days after the date of the decision. Untimely appeals shall not be considered.
- (b) Upon receipt of a notice of appeal, the City Administrator shall transmit to the City Council or the Planning and Zoning Commission, whichever is the appellant body, all the papers and other documents which constitute the record relating to the action appealed. The appeal shall be heard no later than forty-five (45) days from receipt of the appeal by the City Administrator, unless a waiver is mutually agreed upon by all concerned parties.
- (c) An appeal stays all actions by the Planning Director seeking enforcement of or compliance with the decision appealed, unless the Planning Director certifies to the City Council that a stay would cause imminent peril to life or

property, because of facts stated in the decision. In which case actions shall not be stayed except by order of the City Council or a court.

- (d) **The City Council, by a concurring vote of two-thirds of all members**, or the Planning and Zoning Commission, by a simple majority, whichever the case might be, may reverse, affirm (wholly or partly), remand back or modify the requirement, decision or determination and shall make any requirement, decision or determination that, in its opinion, ought to be made in order to remedy those situations noted in the appeal.

4. Criteria.

The purpose of the appeal procedure is to determine if the decision being appealed meets the requirements of this Zoning Ordinance. The City Council or the Planning and Zoning Commission, when hearing an appeal, is limited to the following determinations:

- (a) The decision-maker made an error in reviewing whether a standard was met, by a misreading of the facts, plans, regulations or an error in judgment.
- (b) Where conflicting evidence exists, the appeal is limited to determining what evidence or testimony bears the greatest credibility.
- (c) The decision-maker made the decision on standards not contained in this or other City ordinances, regulations or state law; or a standard was applied more strictly or broadly than is appropriate to implement the City's Comprehensive Plan and this Zoning Ordinance.

5. Judicial Review.

The final decision on any application may be appealed to District Court, pursuant to N.M.S.A. 1978, Section 3-21-9, provided all administrative remedies have been exhausted.”

In accordance with the appeal process stated above, the appellant filed his appeal within the 15-day deadline, and cited his reason for appeal. The Planning Department deemed that the appellant was aggrieved person and that the interest by the appellant was immediate and substantial.

The City Council, **by a concurring vote of two-thirds** of all members, may reverse, affirm (wholly or partly), remand back or modify the requirement, decision or determination and shall make any requirement, decision or determination that, in its opinion, ought to be made in order to remedy those situations noted in the appeal.

BOARD/COMMISSION/COMMITTEE ACTION:

- | | | | |
|---|--|--|--|
| <input checked="" type="checkbox"/> P&Z | <input type="checkbox"/> Lodgers Tax Board | <input type="checkbox"/> Cemetery Board | <input type="checkbox"/> APPROVED |
| <input type="checkbox"/> Museum Board | <input type="checkbox"/> San Jose Board | <input type="checkbox"/> Water Board | <input checked="" type="checkbox"/> DISSAPPROVED |
| <input type="checkbox"/> Library Board | <input type="checkbox"/> N. Mesa Board | <input type="checkbox"/> _____ Committee | |

Reviewed by
City Administrator: /s/John Lowe

Date: 04/20/2023

ATTACHMENTS: Appellant’s letter, March 6, 2023, P&Z minutes, application materials.

March 16, 2023

John Bowen
1129 Tracy Place
Carlsbad, NM 88220

Mr. Jeff Patterson
Planning Director
114 South Halagueno Street
Carlsbad, NM 88220

Subject: Appeal Request

Dear Mr. Jeff Patterson,

I request an appeal to the City Council, for the Council to review the Planning and Zoning Commission's decision to approve a Variance to allow the storage of an operable recreational vehicle (boat) in the front setback for the property located at 1108 Tracy Place, zoned "R-1" Residential 1 District zoning. This action was taken at the Planning and Zoning Commission meeting on Monday March 6, 2023.

My appeal request is based upon the following:


1. Notification signage was not displayed on the property as is required by Planning and Zoning. Signage is required to alert the residents, and others, that a Variance has been requested and a brief description explaining the Variance request. Therefore, residents of Tracy Place were unaware of the Variance request.
2. The code violation could be rescinded if the property owner would park the boat in the carport adjacent to the house or at a different location remote to the property. The Commissioners and the property owner were made aware of this suggestion. The owner said he did not want to use the carport as that would require him to move stored items in the carport (motor cycle). Also suggested was to store the boat remote to the property. Also, I believe there

is adequate access to the back yard of this property and the boat could be parked legally in the back yard.

3. Possibly a conflict of interest may exist by one of the Commissioners. The Commissioner advised the commission that the business owned by he/she was doing work on a house near the 1108 address. I do not know the house address nor the owner of the house or why the Commissioner revealed such information or if a conflict of interest in fact may exist. This must be investigated and resolved.
4. The property owner also has a utility trailer parked in the front yard. Both trailers have been parked at the property in violation of the City of Carlsbad Zoning Ordinance. The boat trailer has been parked illegally I know since 2020.
5. Oddly, a Code Enforcement Officer lives across the street from 1108 Tracy Place. I don't understand why this violation has been allowed for such a long period of time. Please explain.
6. I don't understand why Planning and Zoning supported granting approval of the variance. Please explain.
7. Upon reviewing the minutes of the Planning and Zoning meeting of March 6, 2023, I may have additional comments.

Please advise when this appeal will be scheduled with the City Council.
Thank you, Mr. Patterson for your attention to this appeal request.

Sincerely,



John Bowen
1129 Tracy Place
Carlsbad, NM 88220
Cellular Telephone (575) 361-2842

MINUTES OF THE REGULAR MEETING OF THE

**City of Carlsbad
Planning & Zoning Commission**

Monday, March 6, 2023 at 5:00 p.m.

**Meeting Held in the Janell Whitlock Municipal Complex Council Chambers
114 S. Halagueno St.**



CITY OF CARLSBAD
CARLSBAD, NEW MEXICO

PLANNING AND ZONING COMMISSION

Monday, March 6, 2023 at 5:00 PM
Janell Whitlock Municipal Complex Council Chambers
114 S. Halagueno Street

1. Roll call of voting members and determination of quorum
2. Approval of Agenda
3. Approval of Minutes from the Meeting held February 6, 2023
4. Consider approval of a Conditional Use Permit to allow a Chickens for the property located at 513 N. Halagueno St., zoned "R-2" Residential 2 District zoning
5. Consider approval of a Variance to allow a 9' front setback for the property located at 900 Fountain Dr., zoned "R-1" Residential 1 District zoning
6. Consider approval of a Variance to allow a 4' side setback and a 4' rear setback for the property located at 3706 Saguaro Dr., zoned "R-1" Residential 1 District zoning
7. Consider approval of a Variance to allow the storage of an operable recreation vehicle (boat) in the front setback for the property located at 1108 Tracy Pl., zoned "R-1" Residential 1 District zoning
8. Consider a recommendation to Council for an application of zoning from "R-R" Rural Residential District to "C-2" Commercial 2 District for approximately 2.964 acres, located at 2013 San Jose Blvd, legally described as Tract 4, Old Rose Farm #3 Subdivision
9. Consider a recommendation to Council for an application of zoning from "C-2" Commercial 2 District to "R-1" Residential 1 District for approximately 0.138 acres, located at 106 N. Fourth St, legally described Lot 24, Block E, Hughes 2nd Subdivision
10. Consider a recommendation to Council for an application of zoning from "R-R" Rural Residential District to "C-2" Commercial 2 District for approximately 20.86 acres, located at 3618 & 3619 Harvest Ln, legally described as Tract 1 & Tract 2, Thad Winn Tracts No. 2 Subdivision

11. Consider a recommendation to Council for an application of zoning from “R-1” Residential 1 District to “C-2” Commercial 2 District for approximately 1.66 acres, located at 209 W. Pecan St., legally described as Lots 4 & 5, Block M, Hemler Subdivision
12. Consider a recommendation to Council for an Annexation of approximately 819.91 acres located west of Dona Ana St, Holland St, & Opal St.
13. Consider a recommendation to Council for an application of zoning from County to “I-Industrial” District for approximately 819.91 acres located west of Dona Ana St, Holland St, & Opal St.
14. Report regarding Summary Review Subdivisions
15. Adjourn



FOR INFORMATION ONLY

Agendas and Planning and Zoning Commission meeting minutes are available on the City web site:
cityofcarlsbadnm.com
or may be viewed in the Office of the City Clerk or at the Carlsbad Public Library during normal and regular business hours

PLANNING AND ZONING COMMISSION MEETING SCHEDULE

- Regular meeting – Monday, April 3, 2023 at 5:00 p.m.

<p>If you require hearing interpreter, language interpreters or auxiliary aids in order to attend and participate in the above meeting, please contact the City Administrator’s office at (575) 887-1191 at least 48 hours prior to the scheduled meeting time.</p>

**MINUTES OF A REGULAR MEETING OF THE CITY OF CARLSBAD PLANNING &
ZONING COMMISSION HELD IN THE JANELL WHITLOCK MUNICIPAL COMPLEX
COUNCIL CHAMBERS,
114 S. HALAGUENO STREET, MARCH 6, 2023 AT 5:00 P.M.**

VOTING MEMBERS PRESENT:

**JAMES MCCORMICK
BRAD NESSER
TRENT CORNUM
LINDA WILSON
VALERIE BRANSON**

**CHAIRPERSON
COMMISSIONER
COMMISSIONER
COMMISSIONER
COMMISSIONER**

VOTING MEMBERS ABSENT:

NONE

EX-OFFICIO MEMBERS PRESENT:

**JEFF PATTERSON
TRYSHA ORTIZ**

**PLANNING DIRECTOR
DEPUTY PLANNING DIRECTOR**

SECRETARY PRESENT:

JUDITH WEBSTER

**PLANNING AND REGULATION
DEPARTMENT SECRETARY**

OTHERS PRESENT:

**DENISE MADRID BOYEA
RICHARD PACHECO
SEAN HARPER
ANGIE HARPER
GEORGE DUNAGAN
KORINA DOPORTO
RAY DOPORTO
BENJAMIN SANCHEZ
STEPHANIE MERVINE
DAWNA DOWNING
EVELYN SALCIDO
KAYLIE DOWNING
JEANNIE KARTCHNER
TODD KARTCHNER
JULIE MEADORS
JALIE MEADORS
ADDIE AGUILAR
MONICA SIAS
KIRISTY ORTEGA
NATHAN SIAS
DEREK SENIOR
CLARA SENIOR
JUSTY VAUGHAN
JULIE KLEIN
SANDI WILKIE
DEBRA SIMMONS
THAD WINN
TARA LAMB
JAMES WILKIE**

**CITY ATTORNEY
3706 SAGUARO
900 FOUNTAIN
900 FOUNTAIN
212 W. STEVENS
309 N. FIRST
309 N. FIRST
1108 TRACY PL.
CARLSBAD DEPT. OF DEVELOPMENT
3500 HARVEST LN.
1108 TRACY PL.
3500 HARVEST LN.
2210 OPAL
2210 OPAL
513 N. HALAGUENO
513 N. HALAGUENO
210 L. ST.
204 L. ST.
204 L. ST.
204 L. ST.
904 FOUNTAIN DR.
904 FOUNTAIN DR.
816 FOUNTAIN DR.
3113 DONA ANA
3012 DONA ANA
2302 OPAL
3618 HARVEST LN.
3619 HARVEST LN.
2402 PANDANARAM**

Time Stamps and headings below correspond to recording of meeting and the recording is hereby made a part of the official record.

0:00:02 Start Recording [5:00:15 PM]

0:00:04 **1. Roll call of Voting Members and Determination of Quorum**

Roll was called, confirming the presence of a quorum of commission members. The following members were present— **Mr. McCormick, Mr. Nesser, Mr. Cornum, Ms. Wilson, Ms. Branson.** Absent—None.

0:00:22 **2. Approval of Agenda**

Mr. Patterson states there is a correction on Item #13 on the Agenda; it should be “I-Industrial District” Zoning, instead of “R-R Rural Residential District” Zoning.

Mr. Cornum made a motion to approve the Agenda with the correction; **Ms. Wilson** seconded the motion. The vote was as follows: **Yes--Mr. McCormick, Mr. Nesser, Mr. Cornum, Ms. Wilson, Ms. Branson.** No—None. Absent—None. Abstained—None. The motion carried.

0:01:20 **3. Approval of Minutes from the Meeting held February 6, 2023**

Ms. Wilson made a motion to approve the Minutes from the regular meeting held on February 6, 2023; **Ms. Branson** seconded the motion. The vote was as follows: **Yes--Mr. McCormick, Mr. Nesser, Mr. Cornum, Ms. Wilson, Ms. Branson.** No—None. Absent—None. Abstained—None. The motion carried.

0:01:56 **4. Consider approval of a Conditional Use Permit to allow a Chickens for the property located at 513 N. Halagueno St., zoned “R-2” Residential 2 District zoning**

The applicant, **Julie Meadors**, comes to the podium. **Mr. Patterson** explains the request is to allow up to three chickens at the property, which requires a Conditional Use permit. The Planning Dept. recommends approval of this request. **Ms. Meadors** explains she just likes chickens and most of her neighbors are okay with her having chickens. Floor opened for public comment; there was none.

Ms. Wilson made a motion for approval; **Mr. Cornum** seconded the motion. The vote was as follows: **Yes--Mr. McCormick, Mr. Nesser, Mr. Cornum, Ms. Wilson, Ms. Branson.** No—None. Absent—None. Abstained—None. The motion carried.

0:05:36 **5. Consider approval of a Variance to allow a 9’ front setback for the property located at 900 Fountain Dr., zoned “R-1” Residential 1 District zoning**

The applicants, **Sean and Angie Harper**, come to the podium. **Mr. Patterson** explains this request to reduce the front setback from 30’ to 9’ to allow a 29’ x 25’ enclosed garage to be built in front of the house. The Planning Dept. recommends denial of this request. **Mr. Patterson** states upon review of the request, there is already a garage at the property; and this would be just an extension into the setback. The ordinance does not allow for extensions into the setback unless there is a need based on the property itself; so this does not meet those requirements. **Mr. Harper** states he purchased the home a year ago, and has already spent about \$250,000 on renovations. The house was built in the 1970s and the garage is too small. He passes out photos to the commissioners showing improvements to the property. Floor opened for public comment. **Justy Vaughan** comes to podium stating she lives to the south, and she is in favor of

the garage being built. **Derek Senior** comes to the podium, stating he lives nearby and feels this would increase the value of all the properties nearby. He is very much in favor of this request. **Ms. Branson** asks what were the objections from the Public Works and Utilities Departments? **Mr. Patterson** states it is because it did not meet the criteria in the ordinance.

Ms. Wilson made a motion for approval; **Mr. Cornum** seconded the motion. The vote was as follows: **Yes--Mr. McCormick, Mr. Nesser, Mr. Cornum, Ms. Wilson, Ms. Branson.** No—None. Absent—None. Abstained—None. The motion carried.

0:17:08 **6. Consider approval of a Variance to allow a 4' side setback and a 4' rear setback for the property located at 3706 Saguaro Dr., zoned "R-1" Residential 1 District zoning**

The applicant, **Richard Pacheco**, comes to the podium. **Mr. Patterson** explains this request is to allow a 4' side setback as opposed to the required 5' and a 4' rear setback instead of the required 20' setback. He would like to place a 15' x 25' metal shed in the southeast corner of the property. After review, the Planning staff recommends denial of this request. **Mr. Patterson** states this is because it does not meet the criteria in the ordinance. **Mr. Pacheco** states his new house doesn't have room for storage. He wants to put his vehicles and tools in the shed, which will also be a garage. It will access from Saguaro St.; there will never be an alley or easement behind the property. Floor opened for public comment. There was none.

Ms. Wilson made a motion for approval; **Mr. Cornum** seconded the motion. The vote was as follows: **Yes--Mr. McCormick, Mr. Cornum, Ms. Wilson, Ms. Branson.** No— **Mr. Nesser.** Absent—None. Abstained—None. The motion carried.

0:24:55 **7. Consider approval of a Variance to allow the storage of an operable recreation vehicle (boat) in the front setback for the property located at 1108 Tracy Pl., zoned "R-1" Residential 1 District zoning**

The applicant, **Benjamin Sanchez**, comes to podium. **Mr. Patterson** explains the applicant currently is storing a boat in the front setback at this property. The Planning staff recommends approval. **Mr. Sanchez** states there is no access from the rear of the property; there is no alley, and there is no other place to store it. He has a carport and it has other vehicles, such as his ATV, parked in it. Floor opened for public comments. **John Bowen** comes to the podium. He states he has lived on Tracy Place for a number of years. He states the applicant could store the boat in the carport or somewhere else and keep with the ordinance. He states the applicant also has a utility trailer in the front as well. He is against this variance. He would like the ordinance to be enforced. **Mr. Sanchez** states he has the support of some of the neighbors; he uses the utility trailer for hauling trash, etc. and his neighbors have no problem with it. **Ms. Branson** states that she has noticed that many homes have boats, utility vehicles, and non-operable cars in the front of the house and the running vehicles are parked on the street. She notes this is all over Carlsbad. **Ms. Wilson** asks **Mr. Sanchez** if the boat is parked there currently. **Mr. Sanchez** says it is. **Ms. Wilson** states she has a house on Tracy Place that she is currently working on and she has not noticed **Mr. Sanchez's** boat. **Mr. Sanchez** says his boat is covered and well taken care of; and is placed up against the house. He states he has not had one single complaint from any neighbor. **Mr. Bowen** states he has noticed the parking of excess vehicles in Carlsbad, too; but it does not make it permissible. He states **Mr. Sanchez** and everyone should adhere to the ordinances and keep the city clean as it is supposed to be. He would like the Planning & Zoning Commission to enforce the ordinance. He asks **Ms. Wilson** if her house on Tracy Place is currently occupied. She states it is not. He comments there have been transients in the neighborhood. He notes there is also a utility trailer in the front yard of the applicant's house and he states there are storage facilities he could use instead. **Mr. Cornum** asks the applicant if he can fit the boat in the carport. The applicant states he could, if he moved other vehicles out. He has a motorcycle and a UTV that would have to be moved into the yard; but then he would be in violation again.

Ms. Wilson made a motion for approval; **Mr. Nesser** seconded the motion. The vote was as follows: **Yes--Mr. McCormick, Mr. Cornum, Ms. Wilson.** No— **Mr. Nesser, Ms. Branson.** Absent—None. Abstained—None. The motion carried.

0:38:28 **8. Consider a recommendation to Council for an application of zoning from “R-R” Rural Residential District to “C-2” Commercial 2 District for approximately 2.964 acres, located at 2013 San Jose Blvd, legally described as Tract 4, Old Rose Farm #3 Subdivision**

The applicant does not attend. **Mr. Patterson** states that he spoke to the representative of the applicant and told them they needed to attend.

Mr. Nesser made a motion to table this item until the next meeting; **Ms. Branson** seconded the motion. The vote was as follows: **Yes--Mr. McCormick, Mr. Nesser, Mr. Cornum, Ms. Wilson, Ms. Branson.** No— None. Absent—None. Abstained—None. The motion carried.

0:40:37 **9. Consider a recommendation to Council for an application of zoning from “C-2” Commercial 2 District to “R-1” Residential 1 District for approximately 0.138 acres, located at 106 N. Fourth St, legally described Lot 24, Block E, Hughes 2nd Subdivision**

The applicants, **Ray** and **Korina Doporto**, come to the podium. **Mr. Patterson** explains this request is to correct a mistake in the zoning. He states it appears as if the Commercial zoning was applied incorrectly to the property. The applicants want to sell the property and need the Zoning corrected. The Planning Dept. recommends approval of this request. **Mr. Doporto** states he did not know it was zoned Commercial until selling it and the buyer wanted to change it to Residential. **Mr. McCormick** clarifies the address is 106 N. Fourth St. Floor opened for public comment. **Stephanie Mervine** of the Carlsbad Department of Development comes to the podium to support the zone change.

Ms. Branson made a motion for approval; **Mr. Nesser** seconded the motion. The vote was as follows: **Yes--Mr. McCormick, Mr. Nesser, Mr. Cornum, Ms. Wilson, Ms. Branson.** No— None. Absent—None. Abstained—None. The motion carried.

Mr. Patterson tells the applicants that Zone Changes have to go to City Council for final approval. They will be scheduled on April 11, 2023.

0:45:31 **10. Consider a recommendation to Council for an application of zoning from “R-R” Rural Residential District to “C-2” Commercial 2 District for approximately 20.86 acres, located at 3618 & 3619 Harvest Ln, legally described as Tract 1 & Tract 2, Thad Winn Tracts No. 2 Subdivision**

The applicant, **Thad Winn**, comes to the podium. **Mr. Patterson** explains this request is to change the property to Commercial Zoning from Rural-Residential to take advantage of the development that will follow the West Bypass completion. **Mr. Patterson** states this would create a spot zone. He states he had one phone call in opposition from Ray Trout, a nearby resident. Floor opened for public comment. **Dawna Downing** comes to the podium, stating she is a neighbor at 3500 Harvest Lane which borders Mr. Winn’s property. She has animals and does not want Industrial property next to her, or the access through her property to the Industrial area. She was unaware when she bought the property that they were going to put in a bypass road.

Mr. Cornum made a motion for approval; **Mr. Nesser** seconded the motion. The vote was as follows: **Yes--Mr. McCormick, Mr. Nesser, Mr. Cornum, Ms. Wilson, Ms. Branson.** No— None. Absent—None. Abstained—None. The motion carried.

Mr. Patterson states this will go to City Council on April 11, 2023 for final approval.

0:54:42

11. Consider a recommendation to Council for an application of zoning from “R-1” Residential 1 District to “C-2” Commercial 2 District for approximately 1.66 acres, located at 209 W. Pecan St., legally described as Lots 4 & 5, Block M, Hemler Subdivision

The applicants, **Carolyn** and **Daniel Banks**, come to the podium. **Mr. Patterson** explains this request is for a Zone Change from Residential to Commercial Zoning. The Planning staff recommends tabling this item until the property is brought into compliance with City Codes and Ordinances. **Ms. Banks** states she raised her children in the house on the property, but does not want it to be used as a residence in the future, because of things that happened there in the past. She has a son-in-law who repairs appliances and needs to use the property for that; as well as a possible mechanic shop. **Daniel Banks** states the property is really two lots, not one, and the lot with the house on it is the one **Ms. Banks** wants to re-zone to Commercial. He states she wants to tear that house down and then build a commercial structure. He states he is unaware of the zoning violations; but they have received a number of letters from the City and has taken care of all of them. He states the area has many vagrants and the house has no utilities. He confirms that they want commercial zoning only on the one lot. **Ms. Banks** states the house has things in it from her son-in-law and wants it used for storage. **Mr. Patterson** states the accumulation of junk and debris on the property is the problem; and changing the zoning to commercial for a mechanic’s shop would increase the junk and debris accumulation. **Mr. Patterson** states his department has received numerous complaints on this property regarding the steady stream of people, the junk, and the garbage and trash. He states that Code Enforcement, Animal Control and the Building Dept. have all been involved, and the structure is red-tagged, meaning it is uninhabitable. He states the most appropriate course of action would be to have the property brought into compliance and then proceed with the Zone Change action. **Ms. Banks** states there is no one living in the house at this time. **Mr. Patterson** states when they visited the property there were two RVs with people living in them. **Mr. McCormick** clarifies that the recommendation is for the property to be cleaned up and brought into compliance before moving forward with the Zone Change application. **Ms. Wilson** asks if the entire property would become more valuable once the house is torn down. **Ms. Banks** states it is too expensive for them to tear it down themselves. She thinks the property would be ideal for a mechanic shop because O’Reilly’s is nearby. **Mr. Patterson** states the Building Official would have to determine if the structural integrity of the existing structure is failing, and then it could go to City Council for a Condemnation order. The property would then be cleaned up. **Ms. Ortiz** clarifies if they took a condemnation action it would apply to both lots; and then a lien would be placed against the property. **Mr. Cornum** asks about the process of condemnation. **Mr. Patterson** states the City has a contractor on call who would clean up the property and bill the City, the City pays the bill and the lien placed on the property in that amount. The applicants would have to consider the lien if they want to develop the property. Condemnations range anywhere from \$15,000 to \$30,000 depending on amount and weight of debris to be hauled away. They would not have to pay the lien immediately. **Mr. Patterson** states the condemnation would solve the immediate problem of clean up and eliminating the vagrants, the structure and the debris, but the City would not maintain the property afterwards. If the property accumulates debris again, The City would have to address it. **Mr. Patterson** states if they could find a buyer and settle the lien, then the property would have clean title. **Ms. Ortiz** reminds them that the Building Dept. makes the decision if the home needs to be torn down. The property could be condemned without tearing down the house if it is determined to be structurally sound. The burned out storage building behind the house and the debris around the house would be removed. **Ms. Banks** states the house is probably structurally sound. She states she may proceed with clean up. The floor opened for public comment. **Monica Sias** comes to the podium stating she lives at 204 L Street, which is behind the subject property, and **Addie Aguilar** comes to the podium stating she lives at 210 L Street. **Ms. Sias** has lived there for seventeen years and is a single mother. She states people come through her property to the subject property. She states they have fires and she feels bad for them. There is a bunch of drug activity and people walking around at all hours. She is opposed to the zone change because they cannot even get the property as it is cleaned up. **Ms. Aguilar** states there are people living in the RV with people coming and going all night long. **Ms. Sias** states they just want to voice their opinion regarding this property. **Nathan Sias** comes to the podium, he lives at 204 L Street, stating he walks his dog at night and there are people and drug activity all night; he helps clean up the debris he can. **Mr. Patterson** states he will have the Building Dept. inspect the house to determine whether it needs to be torn down. **Mr. Banks** asks if it

would buy them some time if they tabled this request giving them time to take care of some of these issues. He says he knows there are issues. He feels bad for the neighbors on the other side of the fence. He is aware of the drug problem and he has told the people to leave. **Mr. Patterson** states his recommendation is that the item be tabled until Code Enforcement could verify that the code violations listed have been taken care of; and then the item come back to the Commission. **Mr. Banks** is informed that letters regarding these violations have been sent to them; but he states he hasn't received any letters. **Mr. Patterson** states the Code Enforcement violations are the same ones listed in the packet.

Mr. Nesser made a motion to table this item until the Planning Dept. brings it forward again; **Mr. Cornum** seconded the motion. The vote was as follows: **Yes--Mr. McCormick, Mr. Nesser, Mr. Cornum, Ms. Wilson, Ms. Branson.** No—None. Absent—None. Abstained—None. The motion carried.

1:27:48 **12. Consider a recommendation to Council for an Annexation of approximately 819.91 acres located west of Dona Ana St, Holland St, & Opal St.**

The applicant's representative, **George Dunagan**, comes to the podium. **Mr. Patterson** explains this request is to annex 819.91 acres west of Standpipe Rd. The property is contiguous with the current City limits that extend off Martin and Standpipe Rds. The Planning staff recommends approval of this request. **Mr. Dunagan** represents the owner, Nyman Limited Partnership. Floor opened for public comment. **Jeannie and Todd Kartchner** come to the podium, stating that they own 2210 and 2218 Opal St. Her current property is north of Hidalgo Rd., and they have acquired eight oil field companies in the last seven years all the way around their property. They would like to move to their house on Opal St. because it is peaceful. She states if they build an oil company near them, and they can't build a fence high enough. She has people dumping trash and using drugs, which she has tried to run off. She has talked to Mr. Nyman, and Mr. Nyman told her she could put a gate on Opal St. to keep people off. She does not want any more oil field development. **Mr. McCormick** states this is just a consideration for annexation. **Ms. Kartchner** asks if they would be forced to annex themselves and have to come into compliance with City rules, which she does not want. **Debra Simmons** comes to the podium, stating she owns 2302 Opal St. and has lived there for 30 years because she likes the privacy and has animals; she has an easement off Martin Ln. and is concerned with annexation bringing traffic and loss of privacy and peace. There is a pipeline east of her property going through the dike that concerns her as well. She states she does not want Opal St. annexed into the City. **Sandi Wilkie** comes to the podium stating she owns 3012 Dona Ana St. and 2402 Pandanaram St. She is against the annexation and has no interest in being part of the City. They are ranchers and wean calves there, they have five generations on that property. She is concerned about drawing the flood water diversion into the City limits. The diversion belongs to the Hackberry Draw Watershed District and has permanent easement in perpetuity and she states they were not notified of this meeting regarding annexation. The diversion was built in the 1960s and upgraded in 1982; it is a hundred year flood structure and is constructed to carry 4485 cubic feet per second during a 100 year event; it is 3.6 miles long and protects about 500 family homes and businesses. Any development around it, including the West Loop Road, could degrade it, and if it is degraded to the point it fails, it would impact this area all the way to Radio Blvd., where it goes into Boyd. It concerns her that the City has not approached the Hackberry Draw Watershed District about this. She understands per property is not part of the annexation at this point, but feels it will be in the future. She suggests if it does get annexed, it not be zoned Industrial because it impacts the safety of many people. **Julie Klein** comes to the podium, stating she lives at 3113 Don Ana St. Her concern is that she does not want to be annexed into the City. Her property is adjacent to the Nyman Tract. The Water Diversion Dike should concern everyone. **Rosemary Wilkie** comes to the podium. She states she lives on Pandanaram Ln. These houses around her are protected by the dike. The road is right up against it. She has seen the dike run completely full several times. There is a 40' drop in elevation from Dona Ana St. to Standpipe Rd. The dirt that comprises the dike is moving from the heavy equipment going over it. She is very much against being in the City limits, and five generations of her family have lived there. She is against the annexation. **Mr. McCormick** reminds the commission that this item is just for the Annexation of the Nyman Tract, not the Zoning. **Mr. Cornum** asks if there is a hard and fast rule about the City annexing properties. **Mr. Patterson** clarifies

that if the City annexes property, it is not allowed to create an “island” – an area of County surrounded by City. He speculates that if the properties south of Dona Ana were to annex, it may cause forced annexation. The action only concerns the Nyman Tract at this meeting. He states it would be a private agreement with land owners and Mr. Nyman regarding access of Opal St. He states if the County is not maintaining Opal St., then the City would not either. **Mr. Cornum** asks **Mr. Dunagan** if an easement around that dike has been discussed; the dike provided a large buffer to the residents. **Mr. Dunagan** does not come to the podium and his response is inaudible. **Mr. Patterson** affirms that the section with the dike must be annexed along with the part west of the dike because it is contiguous with the City limits. **Mr. Cornum** asks if there is any developable land to the east of the bypass; possibly providing a buffer and protecting the dike if not. **Mr. Cornum** states there is usually more maintenance and rules in the City, and the County has less restrictions. **Mr. Nesser** asks where the City boundary is to the east. **Ms. Wilkie** asks why the City would want to annex that land, it is just fields. **Mr. Dunagan** states Mr. Nyman is going to sell the property. There is more discussion in the gallery, but it is inaudible. **Mr. Nesser** states he is not comfortable voting without getting more information; he would like to table it to the May meeting. **Mr. McCormick** states once it is zoned Industrial they can do anything that fits that zoning. They are not required to give their plan for the property with the annexation action. **Mr. Patterson** suggests that if this is tabled, they need to give the applicants a list of questions to get answered. The commission cannot condition an annexation as to what the applicants can do with it. When they bring in plans for their development would be the time to address the criteria in the development. They can compile a list of concerns and questions for **Mr. Dunagan** and Mr. Nyman. **Mr. Cornum** states what is concerning him is the east area of the annexation, but he has no objection to the annexation. The unknowns on the east side of the bypass is his concern. He asks if **Mr. Patterson** has any knowledge the City force-annexing any property. **Mr. Patterson** states when the City annexed the property near Standpipe and Lea some properties were force-annexed into the City. He states the owner of the annexed property usually wants City services: water, sewer, police protection, etc.

Mr. Cornum made a motion for denial; **Ms. Wilson** seconded the motion. The vote was as follows: **Yes--Mr. McCormick, Mr. Nesser, Mr. Cornum, Ms. Wilson, Ms. Branson.** No— None. Absent—None. Abstained—None. The motion for denial carried.

2:17:36 **13. Consider a recommendation to Council for an application of zoning from County to “R-R” Rural Residential District for approximately 819.91 acres located west of Dona Ana St, Holland St, & Opal St.**

Mr. Patterson explains this is on the Agenda, and must be voted on.

Ms. Wilson made a motion for denial; **Mr. Nesser** seconded the motion. The vote was as follows: **Yes--Mr. McCormick, Mr. Nesser, Mr. Cornum, Ms. Wilson, Ms. Branson.** No— None. Absent—None. Abstained—None. The motion for denial carried.

2:20:50 **14. Report regarding Summary Review Subdivisions**

Mr. Patterson gave a report on the Summary Reviews. Nothing unusual was noted.

2:22:07 **15. Adjourn**

The meeting was adjourned.

2:22:17 Stop Recording [7:22:33 PM]

Chairman

Date

DRAFT

CITY OF CARLSBAD
AGENDA BRIEFING MEMORANDUM
PLANNING AND ZONING COMMISSION

Meeting Date: 3/6/2023

DEPARTMENT: Planning, Engineering and Regulation	BY: Trysha Ortiz, Deputy Planning Director	DATE: 2/27/2023
--	--	------------------------

SUBJECT: Request for Variance from Ord. 56-70(13) to allow outdoor storage of an operable recreational vehicle (boat) in the front setback at the property located at 1108 Tracy Place., zoned "R-1" Residential 1 District, pursuant to Section 3-21-1 et. Seq. NMSA 1978 and Sections 56-150(b) and 56-140(i), Carlsbad Code of Ordinances.

Applicant/Owner:
Benjamin Sanchez
1108 Tracy Place
Carlsbad, NM 88220

****The applicant provided the required notification to property owners within 100' and agreed to post the required sign 5-days prior to the public hearing as required by Sec. 56-140(i).***

SYNOPSIS:

The applicant has submitted a request for a variance to allow outdoor storage of an operable recreational equipment (boat) in the front setback at the property located at 1108 Tracy Place, zoned "R-1" Residential 1 District, pursuant to Section 3-21-1 et. Seq. NMSA 1978 and Sections 56-150(b) and 56-140(i), Carlsbad Code of Ordinances.

56-70(13): Outdoor storage or parking of operable RV's and other operable recreational equipment, including but not limited to: boats, camping trailers and trailers, provided minimum front and side setbacks remain unobstructed. An RV or other recreational equipment may be stored in an enclosed building but shall not be stored in the public right-of-way.

The Planning and Zoning Commission shall only approve a variance if it makes the following findings:

- (a) The stated hardship is one that is unique to the applicant rather than one suffered by the neighbors or the general public, and
- (b) The hardship relates to the applicant's land, rather than personal circumstances, and
- (c) The hardship is not the result of the applicant's own actions, and
- (d) The granting of the variance is consistent with the City's Comprehensive Plan or other City master plan, and
- (e) The granting of the variance is in harmony with the purpose and intent of the Zoning Ordinance, and
- (f) The variance granted is the minimum necessary to make possible the reasonable use of the land or structure, and
- (g) The granting of the variance will not be injurious to adjacent property or the neighborhood or detrimental to the public health, safety or general welfare, and
- (h) The variance will neither result in the extension or expansion of a non-conforming structure or use in violation of Article VII nor authorize the initiation of a non-conforming use of land.

The applicant did provide justification based on some of the criteria above, but did not meet all of the listed criteria.

IMPACT (SAFETY AND WELFARE/FINANCIAL/PERSONNEL/INFRASTRUCTURE/ETC.): The setbacks are required in order to provide a buffer between uses and for safety purposes.

The following *City of Carlsbad Comprehensive Plan 2040* objectives apply to this request:

Chapter 4: Housing & Neighborhoods

Objectives:

- To preserve the character, identity, and integrity of established neighborhoods.
- To encourage the rehabilitation of existing substandard and abandoned housing structures in existing neighborhoods.
- To foster health, social interaction between neighborhood residents.

PLANNING STAFF RECOMMENDATION: After meeting with multiple City Departments, Planning Staff recommends approval.

DEPARTMENT RECOMMENDATION (please check):

	Approval	Denial	n/a		Approval	Denial	n/a
Public Works	X			Plng., Eng. & Reg. Dept:			
Fire Department			X	Code Enforcement Division			X
Legal Department		X		Engineering Division			X
Police Department		X	X	Planning Division	X		
Utilities Department	X			Projects Department			X
Community Development			X	Building Division			X

DEPARTMENT COMMENTS:

Public Works: Recommend approval.

Utilities: Recommend approval.

Building Department: No comments

Fire Department: No comments


Code Enforcement: No comments

Legal Department: Recommend denial.

Planning Department: Recommend approval.

Police Department: Recommend denial

ATTACHMENTS: Application materials



CITY OF CARLSBAD
Planning, Engineering, and Regulation Department
PO Box 1569, Carlsbad, NM 88221
Phone (575) 885-1185
Fax (575) 628-8379

BOARD OF APPEALS APPLICATION
(VARIANCE FROM SUBDIVISION OR ZONING ORDINANCE)
Sec. 47-7 or Sec. 56-150(c)

Application Date: 2-9-2023

Fee Paid (\$50.00): 50.00 JW PAID/CC 2-9-23

APPLICANT INFORMATION:

Benjamin R. Sanchez 1108 Tracy Place
NAME ADDRESS
Carlsbad NM 88220 575-706-5768 ben.sanchez425@gmail.com
CITY STATE ZIP PHONE EMAIL

PROPERTY OWNER INFORMATION (IF DIFFERENT FROM APPLICANT):

NAME ADDRESS
CITY STATE ZIP PHONE EMAIL

LEGAL DESCRIPTION AND/OR STREET ADDRESS OF PROPERTY (FOR WHICH VARIANCE IS REQUESTED): 1108 Tracy Place Lot 5, Block 212 Tracy Subdivision

TYPE OF REQUEST (CHECK ONE):

VARIANCE FROM THE SUBDIVISION REGULATIONS (CHAPTER 47 - CODE OF ORDINANCES) AS PROVIDED FOR IN SECTION 47-7, VARIANCES.

SPECIFY REGULATION AND/OR SUBSECTION:

XX VARIANCE FROM THE ZONING ORDINANCE (CHAPTER 56 - CODE OF ORDINANCES) AS PROVIDED FOR IN SECTION 56-150(c).

SPECIFY REGULATION AND/OR SUBSECTION: 56-70(d)(13)

JUSTIFICATION FOR REQUEST AND SITE PLAN: (Describe the topographical uniqueness of the property or extreme practical difficulties or undue hardship that would result from the strict application of the requirement(s) contained in the ordinance section from which the variance is requested. Include a site plan drawn to scale or with accurate dimensions showing property lines, existing and proposed fences and/or walls, setbacks, building and structure locations and parking areas. Attach a separate sheet if necessary.)

There is no access to the rear of the property. There is not an alley way to access.

Zoning Ordinance

Criteria for Appeals - Sec. 56-150(c)(4):

The purpose of the appeal procedure is to determine if the decision being appealed meets the requirements of this Zoning Ordinance. The City Council or the Planning and Zoning Commission, when hearing an appeal, is limited to the following determinations:

- (a) The decision-maker made an error in reviewing whether a standard was met, by a misreading of the facts, plans, regulations or an error in judgment.
- (b) Where conflicting evidence exists, the appeal is limited to determining what evidence or testimony bears the greatest credibility.
- (c) The decision-maker made the decision on standards not contained in this or other City ordinances, regulations or state law; or a standard was applied more strictly or broadly than is appropriate to implement the City's Comprehensive Plan and this Zoning Ordinance.

Subdivision Regulations

Criteria for Appeals – Sec. 47-7

Whenever, in the opinion of the board of appeals, the strict application of the requirements contained in this chapter would result in extreme practical difficulties or undue misuse of property, the board may modify such requirements as are necessary so that the subdivider is allowed to develop his/her property in a reasonable manner providing that the public interests of the community and its citizens are protected and the general intent and spirit of these regulations are preserved. **The board shall grant such a variance or modification only upon determination that:**

1. **The variance will not be detrimental to the public health, safety and general welfare of the community;**
2. **The variance will not adversely affect the reasonable development of adjacent property;**
3. **The variance is justified because of topographic or other special conditions unique to the property involved in contradistinction to mere inconvenience or financial disadvantage;**
4. **The variance is consistent with the objectives of this chapter and will not have the effect of nullifying the intent or purpose of this chapter or the comprehensive plan;**
5. **The variance has been shown to be in the best interest of the general public and not only of interest to the developer, land owner or other interested party;**
- 6 **The hardship must not be pecuniary and must be a direct result of the land location, topography or other characteristic;**
- 7 **Where a variance is requested from the required provision of sidewalks, and ADA compliant, alternative route to the nearest bus stop or school is required. If an alternative route cannot be provided, a variance shall not be approved.**

FOR OFFICIAL USE ONLY:			
Required prior to P & Z:			
Complete Application Including:	<input type="checkbox"/> Site Plan	<input type="checkbox"/> Fee	<input type="checkbox"/> Notification
	<input type="checkbox"/> Sign Posting Agreement		<input type="checkbox"/> Letter of Explanation
	<input type="checkbox"/> ABM	<input type="checkbox"/> Staff Comments	<input type="checkbox"/> Sign Posted
			<input type="checkbox"/> Application Packet
P & Z Action:	<input type="checkbox"/> Approved	<input type="checkbox"/> Denied	<input type="checkbox"/> Other
			Date: _____

NOTIFICATION SIGN POSTING AGREEMENT

Notification of Public Hearings before the City of Carlsbad Planning and Zoning Commission is required pursuant to Sec. 56-140(i).

- Signs shall be posted a minimum of 5 days prior to and shall be removed a maximum of 5 days after the public hearing.
- If the sign is not posted as required, the application will be delayed and will not be considered at the public hearing as scheduled.
- The sign shall be posted at the street side property line with a secure stake provided by the applicant.


I have read and understand these requirements. I understand where the sign is to be located and my obligation to post the sign prior to the public hearing and remove it afterwards.

APPLICANT SIGNATURE

DATE

Sign issued by:

Judy Welster
Staff Member



JUSTIFICATION FOR REQUEST AND SITE PLAN: (Describe the topographical uniqueness of the property or extreme practical difficulties or undue hardship that would result from the strict application of the requirement(s) contained in the ordinance section from which the variance is requested. Include a site plan drawn to scale or with accurate dimensions showing property lines, existing and proposed fences and/or walls, setbacks, building and structure locations and parking areas. Attach a separate sheet if necessary.)



CITY OF CARLSBAD

*Planning, Engineering,
and Regulation Department*

PO Box 1569, Carlsbad, NM 88221

Phone (575) 885-1185

Fax (575) 628-8379

BOARD OF APPEALS APPLICATION

(VARIANCE FROM SUBDIVISION OR ZONING ORDINANCE)

Sec. 47-7 or Sec. 56-150(c)

PROCESS FOR ACCEPTANCE AND REVIEW OF PLANNING AND ZONING COMMISSION MATTERS

1. The Planning and Zoning Commission's regularly scheduled meetings are on the **FIRST MONDAY OF THE MONTH**. Applicant should obtain an Application Packet for the particular type of request (Zone Change, Subdivision, Variance, Annexation, Conditional Use, etc.) from the City of Carlsbad, Planning, Engineering, and Regulation Office.
2. **Applicant must submit a completed Application to the Planning, Engineering, and Regulation Office on, or before, the FIRST FRIDAY OF THE MONTH prior to the desired Commission meeting.** The minimum application packet submittal is one (1) copy of the Application with original signatures and all required supporting documents. A letter of explanation or clarification may also be provided. The required non-refundable application fee is due with submittal of the application.

The desired maximum size for all documents is 11"x17". **However, if the applicant wishes to support his or her application with larger size documents, an original and eight (8) copies need to be provided.** Separate arrangements for copying these large documents may be possible, but will incur additional costs.
3. The Planning, Engineering, and Regulation Office will give the Application an initial cursory review. If deficiencies or questions are noted, the Applicant will be advised and provided an opportunity to supplement the application. If the Applicant fails to complete and resubmit the application prior to the above deadline, the matter will not be heard until the next subsequent Commission meeting. The original application fee will be retained and will suffice for the specific original application for a period of 90-days from the date of the original application.
4. Applications appearing complete will be set for full evaluation by City Staff prior to the Commission meeting. The purpose of this evaluation is to develop and provide a full briefing report for the Commission. Applicants will be advised of deficiencies noted during this review and will be afforded opportunity to supplement their application during their presentation to the Commission, if they so desire.
5. The Planning and Zoning Commission will vote to approve or deny the request. Applicant or his/her representative must be present to address any questions that Planning and Zoning Commissioners may have. Appeals of Planning and Zoning Commission decisions will be heard by the City Council pursuant to Sec. 56-150(c).
6. The applicant shall mail notice of the Planning and Zoning Commission hearing, via certified mail, to all property owners within one-hundred feet (100') of the subject site. Evidence of such notification shall be provided with the application. In addition, the applicant shall post a sign, provided by the City, at the property at least 5 days prior to the public hearing.

7022 3330 0002 0432 3448

U.S. Postal Service™
CERTIFIED MAIL® RECEIPT
 Domestic Mail Only

For delivery information, visit our website at www.usps.com®

OFFICIAL USE

Certified Mail Fee	\$
Extra Services & Fees (check box, add fee as appropriate)	
<input type="checkbox"/> Return Receipt (hardcopy)	\$
<input type="checkbox"/> Return Receipt (electronic)	\$
<input type="checkbox"/> Certified Mail Restricted Delivery	\$
<input type="checkbox"/> Adult Signature Required	\$
<input type="checkbox"/> Adult Signature Restricted Delivery	\$
Postage	\$
Total Postage and Fees	\$

Sent To Kelly R & Velda Devilhiss
 Street and Apt. No., or PO Box No.
1113 Tracy Place
 City, State, ZIP+4®
Carlsbad, NM 88220

PS Form 3800, April 2015 PSN 7530-02-000-9047 See Reverse for Instructions



7022 3330 0002 0432 3103

U.S. Postal Service™
CERTIFIED MAIL® RECEIPT
 Domestic Mail Only

For delivery information, visit our website at www.usps.com®

OFFICIAL USE

Certified Mail Fee	\$
Extra Services & Fees (check box, add fee as appropriate)	
<input type="checkbox"/> Return Receipt (hardcopy)	\$
<input type="checkbox"/> Return Receipt (electronic)	\$
<input type="checkbox"/> Certified Mail Restricted Delivery	\$
<input type="checkbox"/> Adult Signature Required	\$
<input type="checkbox"/> Adult Signature Restricted Delivery	\$
Postage	\$
Total Postage and Fees	\$

Sent To Mark Wayne Martin
 Street and Apt. No., or PO Box No.
1134 Tracy Place
 City, State, ZIP+4®
Carlsbad NM 88220

PS Form 3800, April 2015 PSN 7530-02-000-9047 See Reverse for Instructions



7022 3330 0002 0432 3356

U.S. Postal Service™
CERTIFIED MAIL® RECEIPT
 Domestic Mail Only

For delivery information, visit our website at www.usps.com®

OFFICIAL USE

Certified Mail Fee	\$
Extra Services & Fees (check box, add fee as appropriate)	
<input type="checkbox"/> Return Receipt (hardcopy)	\$
<input type="checkbox"/> Return Receipt (electronic)	\$
<input type="checkbox"/> Certified Mail Restricted Delivery	\$
<input type="checkbox"/> Adult Signature Required	\$
<input type="checkbox"/> Adult Signature Restricted Delivery	\$
Postage	\$
Total Postage and Fees	\$

Sent To Patricia Seiser
 Street and Apt. No., or PO Box No.
851 Poncharasa
 City, State, ZIP+4®
Klamath Fall OR 976011978

PS Form 3800, April 2015 PSN 7530-02-000-9047 See Reverse for Instructions



7022 3330 0002 0432 3431

U.S. Postal Service™
CERTIFIED MAIL® RECEIPT
 Domestic Mail Only

For delivery information, visit our website at www.usps.com®

OFFICIAL USE

Certified Mail Fee	\$
Extra Services & Fees (check box, add fee as appropriate)	
<input type="checkbox"/> Return Receipt (hardcopy)	\$
<input type="checkbox"/> Return Receipt (electronic)	\$
<input type="checkbox"/> Certified Mail Restricted Delivery	\$
<input type="checkbox"/> Adult Signature Required	\$
<input type="checkbox"/> Adult Signature Restricted Delivery	\$
Postage	\$
Total Postage and Fees	\$

Sent To Arthur D & Michael Herring
 Street and Apt. No., or PO Box No.
1407 Normandy
 City, State, ZIP+4®
Carlsbad, NM 88220

PS Form 3800, April 2015 PSN 7530-02-000-9047 See Reverse for Instructions



7022 3330 0002 0432 3455

U.S. Postal Service™
CERTIFIED MAIL® RECEIPT
 Domestic Mail Only

For delivery information, visit our website at www.usps.com®

OFFICIAL USE

Certified Mail Fee	\$
Extra Services & Fees (check box, add fee as appropriate)	
<input type="checkbox"/> Return Receipt (hardcopy)	\$
<input type="checkbox"/> Return Receipt (electronic)	\$
<input type="checkbox"/> Certified Mail Restricted Delivery	\$
<input type="checkbox"/> Adult Signature Required	\$
<input type="checkbox"/> Adult Signature Restricted Delivery	\$
Postage	\$
Total Postage and Fees	\$

Sent To Loretta Wilson
 Street and Apt. No., or PO Box No.
1113 Tracy Place
 City, State, ZIP+4®
Carlsbad nm 88220

PS Form 3800, April 2015 PSN 7530-02-000-9047 See Reverse for Instructions



7022 3330 0002 0432 3363

U.S. Postal Service™
CERTIFIED MAIL® RECEIPT
 Domestic Mail Only

For delivery information, visit our website at www.usps.com®

OFFICIAL USE

Certified Mail Fee	\$
Extra Services & Fees (check box, add fee as appropriate)	
<input type="checkbox"/> Return Receipt (hardcopy)	\$
<input type="checkbox"/> Return Receipt (electronic)	\$
<input type="checkbox"/> Certified Mail Restricted Delivery	\$
<input type="checkbox"/> Adult Signature Required	\$
<input type="checkbox"/> Adult Signature Restricted Delivery	\$
Postage	\$
Total Postage and Fees	\$

Sent To Sergio Rymka Trust
 Street and Apt. No., or PO Box No.
1111 Tracy Place
 City, State, ZIP+4®
Carlsbad NM 88220

PS Form 3800, April 2015 PSN 7530-02-000-9047 See Reverse for Instructions



7022 3330 0002 0432 3367

**U.S. Postal Service™
CERTIFIED MAIL® RECEIPT**
Domestic Mail Only

For delivery information, visit our website at www.usps.com®.

OFFICIAL USE

Certified Mail Fee	\$
Extra Services & Fees (check box, add fee as appropriate)	
<input type="checkbox"/> Return Receipt (hardcopy)	\$
<input type="checkbox"/> Return Receipt (electronic)	\$
<input type="checkbox"/> Certified Mail Restricted Delivery	\$
<input type="checkbox"/> Adult Signature Required	\$
<input type="checkbox"/> Adult Signature Restricted Delivery	\$
Postage	\$
Total Postage and Fees	\$

Sent To: Prosten Harvey Ashley Covington
Street and Apt. No., or PO Box No. 1120 Tracy Place
City, State, ZIP+4® Carlsbad Nm 88220

PS Form 3800, April 2015 PSN 7530-02-000-9047 See Reverse for Instructions



7022 3330 0002 0432 3370

**U.S. Postal Service™
CERTIFIED MAIL® RECEIPT**
Domestic Mail Only

For delivery information, visit our website at www.usps.com®.

OFFICIAL USE

Certified Mail Fee	\$
Extra Services & Fees (check box, add fee as appropriate)	
<input type="checkbox"/> Return Receipt (hardcopy)	\$
<input type="checkbox"/> Return Receipt (electronic)	\$
<input type="checkbox"/> Certified Mail Restricted Delivery	\$
<input type="checkbox"/> Adult Signature Required	\$
<input type="checkbox"/> Adult Signature Restricted Delivery	\$
Postage	\$
Total Postage and Fees	\$

Sent To: Bryce & Jeryl Kaigh N
Street and Apt. No., or PO Box No. 1112 Tracy Place
City, State, ZIP+4® Carlsbad Nm 88220

PS Form 3800, April 2015 PSN 7530-02-000-9047 See Reverse for Instructions



7022 3330 0002 0432 3394

**U.S. Postal Service™
CERTIFIED MAIL® RECEIPT**
Domestic Mail Only

For delivery information, visit our website at www.usps.com®.

OFFICIAL USE

Certified Mail Fee	\$
Extra Services & Fees (check box, add fee as appropriate)	
<input type="checkbox"/> Return Receipt (hardcopy)	\$
<input type="checkbox"/> Return Receipt (electronic)	\$
<input type="checkbox"/> Certified Mail Restricted Delivery	\$
<input type="checkbox"/> Adult Signature Required	\$
<input type="checkbox"/> Adult Signature Restricted Delivery	\$
Postage	\$
Total Postage and Fees	\$

Sent To: Donald & Nancy Pugh
Street and Apt. No., or PO Box No. 1130 Tracy Place
City, State, ZIP+4® Carlsbad Nm 88220

PS Form 3800, April 2015 PSN 7530-02-000-9047 See Reverse for Instructions



7022 3330 0002 0432 3424

**U.S. Postal Service™
CERTIFIED MAIL® RECEIPT**
Domestic Mail Only

For delivery information, visit our website at www.usps.com®.

OFFICIAL USE

Certified Mail Fee	\$
Extra Services & Fees (check box, add fee as appropriate)	
<input type="checkbox"/> Return Receipt (hardcopy)	\$
<input type="checkbox"/> Return Receipt (electronic)	\$
<input type="checkbox"/> Certified Mail Restricted Delivery	\$
<input type="checkbox"/> Adult Signature Required	\$
<input type="checkbox"/> Adult Signature Restricted Delivery	\$
Postage	\$
Total Postage and Fees	\$

Sent To: John & Melissa Frintz
Street and Apt. No., or PO Box No. 1105 Tracy Place
City, State, ZIP+4® Carlsbad Nm 88220

PS Form 3800, April 2015 PSN 7530-02-000-9047 See Reverse for Instruction



7022 3330 0002 0432 3400

**U.S. Postal Service™
CERTIFIED MAIL® RECEIPT**
Domestic Mail Only

For delivery information, visit our website at www.usps.com®.

OFFICIAL USE

Certified Mail Fee	\$
Extra Services & Fees (check box, add fee as appropriate)	
<input type="checkbox"/> Return Receipt (hardcopy)	\$
<input type="checkbox"/> Return Receipt (electronic)	\$
<input type="checkbox"/> Certified Mail Restricted Delivery	\$
<input type="checkbox"/> Adult Signature Required	\$
<input type="checkbox"/> Adult Signature Restricted Delivery	\$
Postage	\$
Total Postage and Fees	\$

Sent To: Vivian L Devlin
Street and Apt. No., or PO Box No. 320 E Orchard LN
City, State, ZIP+4® Carlsbad Nm 88220

PS Form 3800, April 2015 PSN 7530-02-000-9047 See Reverse for Instructions



7022 3330 0002 0432 3417

**U.S. Postal Service™
CERTIFIED MAIL® RECEIPT**
Domestic Mail Only

For delivery information, visit our website at www.usps.com®.

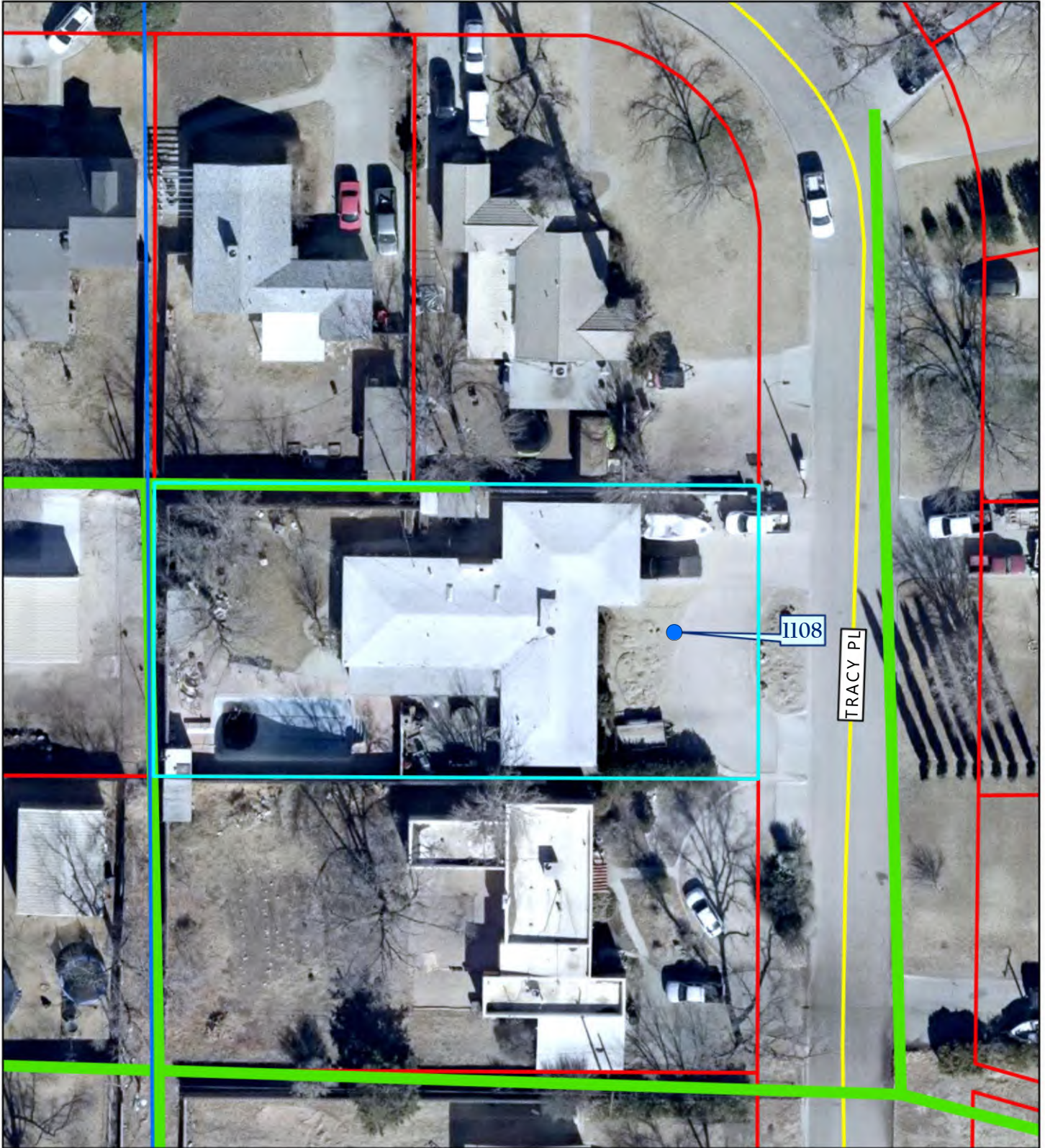
OFFICIAL USE

Certified Mail Fee	\$
Extra Services & Fees (check box, add fee as appropriate)	
<input type="checkbox"/> Return Receipt (hardcopy)	\$
<input type="checkbox"/> Return Receipt (electronic)	\$
<input type="checkbox"/> Certified Mail Restricted Delivery	\$
<input type="checkbox"/> Adult Signature Required	\$
<input type="checkbox"/> Adult Signature Restricted Delivery	\$
Postage	\$
Total Postage and Fees	\$


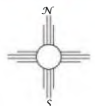
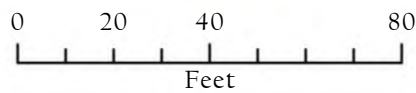
Sent To: John C Haschets
Street and Apt. No., or PO Box No. 1132 Tracy Place
City, State, ZIP+4® Carlsbad Nm 88220

PS Form 3800, April 2015 PSN 7530-02-000-9047 See Reverse for Instruction

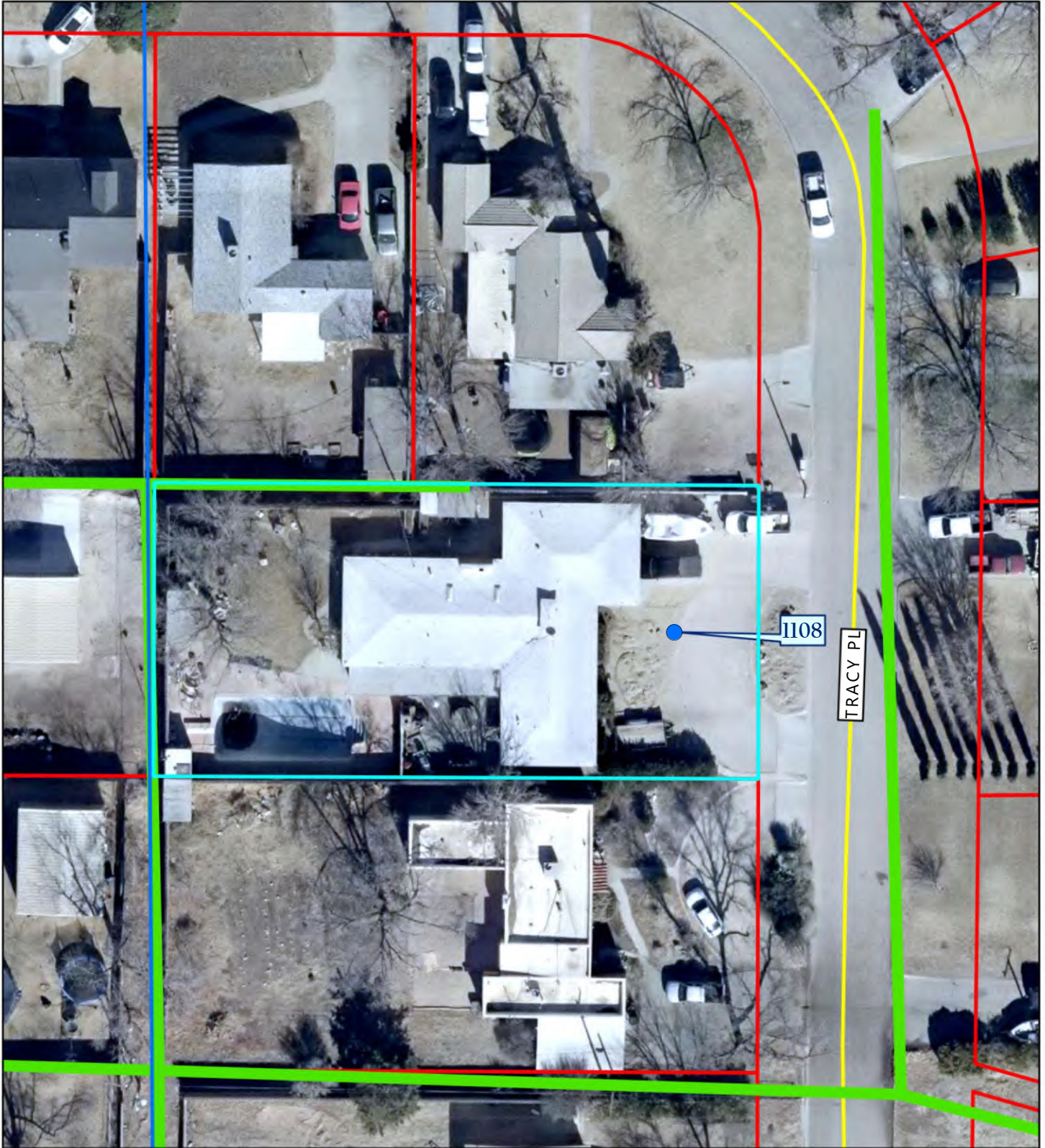





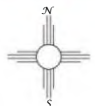
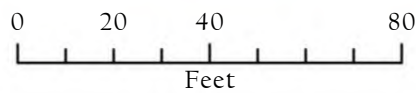
- Carlsbad Address
- Water Main
- Sewer Main
- Roads
- Parcel



IMPORTANT: Maps, products and data are NOT surveyor quality and are only to be used as a reference.



- Carlsbad Address
- Water Main
- Sewer Main
- Roads
- Parcel



IMPORTANT: Maps, products and data are NOT surveyor quality and are only to be used as a reference.

RESOLUTION NO. 2023-17

WHEREAS, the attached lists of materials, equipment, and supplies are considered surplus and nonessential for municipal purposes; and

WHEREAS, it is to the City's advantage to dispose of those things listed; and

WHEREAS, the State regulations allow for such disposal of public property.

NOW, THEREFORE, BE IT RESOLVED BY THE GOVERNING BODY OF THE CITY OF CARLSBAD, NEW MEXICO that the items listed on the attached pages and incorporated herein are declared unusable and obsolete and that said items be disposed of by public sale or as otherwise provided by law.

APPROVED, PASSED, AND ADOPTED this 25 day of April, 2023.

Mayor

ATTEST:

City Clerk

FIRST VERIFICATION (Prior to Actual Disposal)

Each of the below-signed officials of the City of Carlsbad, New Mexico do hereby verify that, upon information and belief, the attached document is a list of tangible personal property belonging to the City of Carlsbad, such property has a value of five thousand dollars (\$5,000.00) or less, such property is worn-out, unusable, or obsolete to the extent that it is no longer economical or safe for continued use by the City of Carlsbad, and each official approves of the disposition of such property as provided by law.

J. Patrick Cass
J. Patrick Cass, Director of Public Works

Ivan M. Abell
Ivan M. Abell, Director of Utilities


Kenneth S. Ahrens
Kenneth S. Ahrens, Fire Chief

Brandon S. Skinner
Brandon S. Skinner, Police Chief

STATE OF NEW MEXICO)
) ss.
COUNTY OF EDDY)

Signed and sworn to me this 4 day of April, 2023, by J. Patrick Cass, Director of Public Works.


My commission expires: 6/4/23 Brittany Aragon
Notary Public



STATE OF NEW MEXICO)
) ss.
COUNTY OF EDDY)

Signed and sworn to me this 30 day of March, 2023, by Ivan M. Abell, Director of Utilities.


My commission expires: 6/4/23 Brittany Aragon
Notary Public



STATE OF NEW MEXICO)
) ss.
COUNTY OF EDDY)

Signed and sworn to me this 29 day of March, 2023, by Kenneth S. Ahrens, Fire Chief.


My commission expires: 6/4/23 Brittany Aragon
Notary Public



STATE OF NEW MEXICO)
) ss.
COUNTY OF EDDY)

Signed and sworn to me this 30 day of March, 2023, by Brandon S. Skinner, Chief of Police.

My commission expires: 6/4/23 Brittany Aragon
Notary Public



UNUSABLE OR OBSOLETE CITY PROPERTY

Department: Airport Date: 4/14/23

Department Head: Cari Pickens

The City property described below is unusable or obsolete. It is recommended that the governing body declare such property unusable or obsolete, and authorize disposition by public sale or as otherwise provided by law.

Item #	Description	Inventory #
1	2014 FOD Buster. Serial #A1000085	L-14605

UNUSABLE OR OBSOLETE CITY PROPERTY

Department: Carlsbad Police Dept. Date: 3/21/2023

Department Head: _____

The City property described below is unusable or obsolete. It is recommended that the governing body declare such property unusable or obsolete, and authorize disposition by public sale or as otherwise provided by law.

Item #	Description	Inventory #
1	2014 Dodge Charger 2C3CDXAT2EH350269	14726
2	2014 Dodge Charger 2C3CDXATXEH350276	14725
3	2014 Dodge Charger 2C3CDXAT9EH350270	14723
4	2014 Dodge Charger 2C3CDXAT7EH186730	14727
5	2015 Dodge Charger 2C3CDXAT3FH919390	15020
6	2014 Dodge Charger 2C3CDXAT3DH721728	14174
7	2014 Dodge Charger 2C3CDXAT8EH126066	14172
8	2013 Dodge Charger 2C3CDXAT1DH693136	13904
9	2014 Dodge Charger 2C3CDXATXEH126067	14171
10	2014 Dodge Charger 2C3CDXAT8EH350275	14724
11	2017 Dodge Durango 1C4SDJFTXHC653191	15572
12	2010 Ford Fusion 3FAHP0GA7AR242269	11930
13	2008 Dodge Durango 1D8HB38N38F139726	00011194

UNUSABLE OR OBSOLETE CITY PROPERTY

Department: Street (152) Date: 3/27/23

Department Head: Justin Ramos

The City property described below is unusable or obsolete. It is recommended that the governing body declare such property unusable or obsolete, and authorize disposition by public sale or as otherwise provided by law.

Item #	Description	Inventory #
1746	Street Sweeper Pick-up, 1995 Ford F1-50 1/2 ton, VIN #2FTEF15N3SCA29275	1746

UNUSABLE OR OBSOLETE CITY PROPERTY

Department: Transit

Date: 4-13-2022

Department Head: Transit Manager - Joshua Moore, Director - Patrick Cass.

The City property described below is unusable or obsolete. It is recommended that the governing body declare such property unusable or obsolete, and authorize disposition by public sale or as otherwise provided by law.

Item #	Description	Inventory #
1	Transit unit#29, 2001 Dodge Ram Wagon - Van B350 <u>2B5WB35Z01K520947</u>	L-253
2	Transit unit#34, 2004 Ford E-350 Van W/Lift <u>1FDWE35L74HB30439</u>	L-8429
3	Transit unit#28, 2001 Dodge Ram Wagon - Van B350 <u>2B5WB35Z21K520948</u>	L-254

CITY OF CARLSBAD

AGENDA BRIEFING MEMORANDUM

Council Meeting Date: April 25, 2023

DEPARTMENT: Legal	BY: Denise Madrid Boyea <i>DB</i>	DATE: April 19, 2023
SUBJECT: Proposed Resolution requiring the removal of the ruined, damaged or dilapidated buildings or structure, ruins, rubbish, wreckage, and debris at 104 S. Third St.		
BACKGROUND, ANALYSIS AND IMPACT: (Safety and Welfare/Financial/Personnel/Infrastructure/etc.) The property commonly known as 104 S. Third St. is in a residential neighborhood near the intersection of Texas and Third St. There appears to be dilapidated structures on the property and a large amount of rubbish, debris and weeds. The Eddy County Assessor's Office lists Jimmy Wilcox as owning or having an interest in the property. The Assessor's records lists Jimmy Wilcox's address as 102 S. Third St., Carlsbad, NM 88220. The property appears to be vacant and unsecured. Code enforcement has been to the property and the structures were red-tagged by the Building Department in 2019. The electric, water and gas utilities have been disconnected. The buildings continue to degrade and the property attracts transients that present a danger to surrounding properties. A Notice of Violation was mailed to the owner on 4/12/23, 3/24/23 and 8/23/19. The property has been inspected by the City Code Enforcement Office, the Building Inspector and the Fire Chief. They found that the property remains out of compliance with applicable codes. The ruined or dilapidated structures remain on the property and the property is not secured. The Fire Chief found that the property presents an extreme fire hazard for responding firefighters and emergency personnel and recommends the buildings be demolished, the property be cleaned and the debris be removed. A resolution has been prepared which, if adopted, would require the property owner to remove all ruins, dilapidated structures, rubbish, wreckage, debris and weeds from the property within thirty days of the service of the resolution. On April 18, 2023, a certified letter was sent to Jimmy Wilcox at the address on the records of the County, which invited him to attend the meeting and speak with Council about the property.		
DEPARTMENT RECOMMENDATION: Adopt the proposed resolution.		
BOARD/COMMISSION/COMMITTEE ACTION: N/A		
<input type="checkbox"/> P & Z <input type="checkbox"/> Museum Board <input type="checkbox"/> Library Board	<input type="checkbox"/> Lodgers Tax Board <input type="checkbox"/> San Jose Board <input type="checkbox"/> North Mesa Board	<input type="checkbox"/> Cemetery Board <input type="checkbox"/> Water Board <input type="checkbox"/> _____ Committee
		<input type="checkbox"/> APPROVED <input type="checkbox"/> DISAPPROVED

Reviewed by: City Administrator /s/John Lowe **Date:** 04/20/2023

ATTACHMENT(S):
 Proposed Resolution with Attachments
 Photographs
 Letter to Jimmy Wilcox dated April 18, 2023

RESOLUTION NO. 2023-18

A RESOLUTION FINDING THE BUILDINGS OR STRUCTURES AT THE PROPERTY COMMONLY KNOWN AS 104 S. THIRD STREET TO BE RUINED, DAMAGED, AND DILAPIDATED AND FINDING THE PREMISES TO BE COVERED WITH RUINS, RUBBISH, WRECKAGE, WEEDS, DEBRIS; AND REQUIRING THE REMOVAL OF THE BUILDINGS, STRUCTURES, RUINS, RUBBISH, WRECKAGE, WEEDS, AND DEBRIS

WHEREAS, the records of the Eddy County Assessor's Office show **Jimmy Wilcox** to be the owners of or to have an interest in the property commonly known as **104 S. Third Street, Carlsbad, Eddy County, New Mexico**, and more particularly described as:

Subd: BRYANS Lot: 6 Block: 1 LOT 6 MAP# 218-80-9 LOC
104 S THIRD ST ODD SHAPE LOT

Subd: BRYANS Lot: 4 Block: 1 LOT 4 BEG SE COR, N 12.5', W 45', N 17', W 15' TO W LOT LINE, S 29.5', E 60' TO POB MAP# 218-80-7.1 LOC
NE OF 104 S THIRD ST

Subd: BRYANS Lot: 5 Block: 1 LOT 5 S 29.5' MAP# 218- LOC N OF 104
S THIRD ST LOT SIZE 29.5' X 60'

hereinafter referred to as "Property", and

WHEREAS, the Property has been inspected by the Carlsbad Code Enforcement Officer, the Fire Marshal and the Certified Building Official; and

WHEREAS, the Carlsbad Code Enforcement Officer, the Fire Marshal and the Certified Building Official found that the Property has not been adequately maintained; and

WHEREAS, the Property contains a large amount of ruins, rubbish, wreckage, and/or debris, and some weeds; and

WHEREAS, the Property is in an unsafe condition and constitutes a hazard to the surrounding properties, residents and passersby; and

WHEREAS, the Carlsbad Code Enforcement Officer found that the specific violations, under Code of Ordinances of the City of Carlsbad, at the Property include, but are not limited to those listed on the attached Exhibit "A"; and

WHEREAS, the City Fire Marshal has inspected the Property and found that the specific violations at the Property under Fire Code include, but are not limited to those listed on the attached Exhibit "B"; and

WHEREAS, the specific Building Code violations include, but are not limited to those listed on the attached Exhibit "C;" and

WHEREAS, the Property and all structures, ruins, rubbish, wreckage, debris, and weeds are a menace to the public comfort, health, peace, and safety and require removal forthwith.

NOW THEREFORE, BE IT RESOLVED by the Governing Body of the City of Carlsbad, Eddy County, New Mexico that:

1. A copy of this Resolution shall be served on the record owners, as shown by the real estate records of the County Clerk, occupants, or agents in charge of the Property. Such service shall be in person if such a person can be found within the City of Carlsbad, New Mexico after a reasonable search.

2. If a record owners, occupant, or agent in charge of the Property cannot be located within the City of Carlsbad, New Mexico, notice shall be by posting at the Property and by publishing this Resolution one time in a newspaper in general circulation in the City of Carlsbad.

3. Within ten days of either the receipt of a copy of this Resolution or the posting and publishing of this Resolution, the owner, occupant, or agent in charge of the Property shall either:

A. Commence removing all ruins, rubbish, wreckage, debris, and weeds from the premises; or

B. File a written objection with the Carlsbad Municipal Clerk at 101 N. Halagueno, Carlsbad, New Mexico 88220 and request a hearing before the City Council.

4. If a written objection is filed as required, the City Council shall proceed as directed by Chapter 22, Article II of the Code of Ordinances, City of Carlsbad, New Mexico.

5. The removal of the structure, ruins, rubbish, wreckage, debris, and weeds shall:

A. Begin immediately;

B. Proceed properly and with diligence; and

C. Be completed in a timely manner;

D. BUT IN NO CASE SHALL SUCH WORK TAKE LONGER THAN THIRTY (30) DAYS FROM THE DATE THE RESOLUTION WAS SERVED UNLESS THE CARLSBAD CITY COUNCIL CONSENTS IN WRITING TO AN EXTENSION.

6. Any removal of the structures, ruins, rubbish, wreckage, debris, or weeds shall leave the property from which the materials have been removed in a clean, level, and safe condition, suitable for further occupancy or construction and with all excavations filled.

7. If the owner, occupant, or agent in charge does not commence the removal of the stated items, and if no written objection is filed as required, or if the removal of the stated items is not completed in a timely manner, the City may remove the structures, ruins, rubbish, wreckage, debris, and/or weeds at the cost and expense of the owner.

8. The reasonable cost of such a removal shall constitute a lien against the structures, ruins, rubbish, wreckage, debris, and/or weeds so removed and against the lot or parcel of land from which it was removed.

9. The City Clerk shall make out, sign, attest, file, and record in the office of the Eddy County Clerk's Office, a claim of lien upon the described premises.

10. The lien shall bear interest at the rate of twelve percent (12%) per annum from the date of filing until paid, together with reasonable attorney's fees for the foreclosure of the same. The lien shall be foreclosed in any manner proved by an applicable state lien foreclosure law.

INTRODUCED, PASSED, ADOPTED, AND APPROVED this 25th day of April, 2023.

DALE JANWAY, MAYOR

ATTEST:

NADINE MIRELES, CITY CLERK



CITY OF CARLSBAD

Planning, Engineering,
and Regulation Department

114 S. Halagueno, PO Box 1569

Carlsbad, New Mexico 88220

Phone (575) 885-1185, Fax (575) 628-8379

CODE ENFORCEMENT REPORT

Case Number: CE- <u>2023</u> - <u>097</u>	Date of Complaint: 4/19/2023	Complaint Taken By: Lonnie Jaquez
	Complainant Name: City of Carlsbad	Phone Number:
Complaint Location: 104 S. Third St.		
Details of Complaint: The property is vacant and unkempt. The buildings have been vacant for years and are dilapidated and in a state of advanced disrepair. The buildings continue to degrade, and the property has accumulated weeds and trash. The property attracts transient foot traffic that present a danger to the surrounding properties.		
Primary Structure: <input checked="" type="checkbox"/> Residential <input type="checkbox"/> Commercial <input type="checkbox"/> Occupied <input checked="" type="checkbox"/> Vacant <input type="checkbox"/> Secured <input checked="" type="checkbox"/> Unsecured <input type="checkbox"/> No structure on property	Photographs Taken (attach): <input checked="" type="checkbox"/> Yes <input type="checkbox"/> No	CE District: <input type="checkbox"/> North <input checked="" type="checkbox"/> South
Narrative: The property has been vacant for years and no attempt to maintain the property or repair the structures has been made recently. The structures were Red-Tagged by the Building Department in 2019, and the electric, water, and gas utilities have been disconnected. Repeated attempts to bring the property into compliance have been ignored. There is an accumulation of weeds, trash, and debris on the property.		
Disposition of Case: <input type="checkbox"/> No Basis for Complaint: _____ <input checked="" type="checkbox"/> Mailed Notice of Violation/Date: 4/12/2023; 3/24/2023; 8/23/2019 <input type="checkbox"/> Door Hanger Notice of Violation/Date: _____ <input type="checkbox"/> Verbal Warning/Date: _____ <input type="checkbox"/> Referred to Other Agency: _____ <input type="checkbox"/> Other: _____		
	Leonel Jaquez	4/19/2023
Code Enforcement Signature	Printed Name	Date
Report Information: Entered into Database on: _____ By: _____ Page ___ of ___		

15 CITY OF CARLSBAD
Planning, Engineering, and Regulation Department
Code Enforcement Division
101 N. Halagueno St., PO Box 1569
Carlsbad, New Mexico 88220
Phone (575) 885-1185, Fax (575) 628-8379



NOTICE OF CODE VIOLATION

Date: March 27, 2023
Case: CE- 2023 - pending
Address: 104 South 3rd
Carlsbad, New Mexico 88220

Name and Address of Property Owner or Occupant*
4-156-127-167-283
WILCOX, JIMMY G & HEATHER L (JT)
408 ELGIN RD
CARLSBAD, NM 88220-5904

FINAL NOTICE

The following violation(s) of the Carlsbad Code of Ordinances have been identified as existing on your property. It is your responsibility, if you have any control over the property, to take immediate action to correct these violation(s), even if you do not actually occupy the property or if the property is occupied by others.

COMPLETION OF CORRECTIVE ACTION(S) IS REQUIRED NO LATER THAN: April 3, 2023

CORRECTIVE ACTION TO BE TAKEN (WHAT YOU SHOULD DO) BEFORE DEADLINE:

Please clean and remove all non-running vehicles, trash and debris from the property. Also the buildings on the property appears to be abandoned and not in compliance with the city code. Thank you for your compliance, should you have any questions please call our office at 575-885-1185.

CODE VIOLATED:
WASTE DISPOSAL (CCO 22-01):
WASTE STORAGE (CCO 22-03):
ESTABLISHMENT OF A JUNKYARD (CCO 22-3):

FINAL NOTICE

CODE VIOLATED:
Sec.34-74. - Nonconforming uses.
EXCESS WEEDS - LOTS (CCO 22-64):
EXCESS WEEDS - TRACTS (CCO 22-65):

CODE VIOLATED:
ABANDONED MOTOR VEHICLE (CCO 50-6):
VEHICLE STORAGE (CCO 50-06(d)):
ABANDONED VEHICLE (CCO 50-06(a))

Note: Specific details regarding the applicable ordinance may be obtained from the Code Enforcement Division Office listed above. The complete Code of Ordinances may be found on the City of Carlsbad website: www.cityofcarlsbadnm.com or in the office of the City Clerk.

The required Corrective Active listed above must be initiated immediately and be completed no later than the deadline. Failure to comply with the Ordinances of the City of Carlsbad is subject to specific actions. If the owner of the property cannot be located or refuses compliance, the City may initiate condemnation procedures under Chapter 22, Article II, of the Carlsbad Code of Ordinances to remedy the violation. Under this procedure the City will file a claim of lien against the premises in the amount of the expenditure by the City to correct each violation. Optionally, the City may seek a judgment in Municipal Court for the maximum penalty allowed by ordinance for violation of municipal ordinances. Unless a lesser maximum penalty or a specific penalty is established by ordinance for a particular offense, a fine of not more than \$500 or imprisonment for not more than 90 days, or both, plus court costs, may be imposed by the court.

*Property and owner information is received from the Eddy County Assessor's Office, Occupant, or City records.

Code Enforcement Signature

Lonnie Jaquez
Printed Name

03/27/2023
Date

15 CITY OF CARLSBAD

Planning, Engineering, and Regulation Department
Code Enforcement Division
101 N. Halagueno St., PO Box 1569
Carlsbad, New Mexico 88220
Phone (575) 885-1185, Fax (575) 628-8379



NOTICE OF CODE VIOLATION

Date: April 12, 2023
Case: CE- 2023 - Pending
Address: 104 South 3rd
Carlsbad, New Mexico 88220

Name and Address of Property Owner or Occupant*
4-156-127-167-283
Jimmy & Heather Wilcox
408 Elgin RD
Carlsbad, NM 88220

FINAL NOTICE

The following violation(s) of the Carlsbad Code of Ordinances have been identified as existing on your property. It is your responsibility, if you have any control over the property, to take immediate action to correct these violation(s), even if you do not actually occupy the property or if the property is occupied by others.

COMPLETION OF CORRECTIVE ACTION(S) IS REQUIRED NO LATER THAN: April 19, 2023

CORRECTIVE ACTION TO BE TAKEN (WHAT YOU SHOULD DO) BEFORE DEADLINE:

Please clean and remove all trash and debris from the property. Also the building on the property appears to be dilapidated and not in compliance with the city code. Thank you for your compliance, should you have any questions please call our office at 575-885-1185.

- CODE VIOLATED:
WASTE DISPOSAL (CCO 22-01):
WASTE STORAGE (CCO 22-03):
ESTABLISHMENT OF A JUNKYARD (CCO 22-3):
- CODE VIOLATED:
SECTION 108
UNSAFE STRUCTURES AND EQUIPMENT
EXCESS WEEDS - LOTS (CCO 22-64):
EXCESS WEEDS - TRACTS (CCO 22-65):
- CODE VIOLATED:
Sec. 22-32. - Determination; resolution requiring removal.
ABANDONED VEHICLE (CCO 50-06(a)):
VEHICLE STORAGE (CCO 50-06(d)):

Note: Specific details regarding the applicable ordinance may be obtained from the Code Enforcement Division Office listed above. The complete Code of Ordinances may be found on the City of Carlsbad website: www.cityofcarlsbadnm.com or in the office of the City Clerk.

The required Corrective Action listed above must be initiated immediately and be completed no later than the deadline. Failure to comply with the Ordinances of the City of Carlsbad is subject to specific actions. If the owner of the property cannot be located or refuses compliance, the City may initiate condemnation procedures under Chapter 22, Article II, of the Carlsbad Code of Ordinances to remedy the violation. Under this procedure the City will file a claim of lien against the premises in the amount of the expenditure by the City to correct each violation. Optionally, the City may seek a judgment in Municipal Court for the maximum penalty allowed by ordinance for violation of municipal ordinances. Unless a lesser maximum penalty or a specific penalty is established by ordinance for a particular offense, a fine of not more than \$500 or imprisonment for not more than 90 days, or both, plus court costs, may be imposed by the court.

*Property and owner information is received from the Eddy County Assessor's Office, Occupant, or City records.


	Lonnie Jaquez	04/5/2023
Code Enforcement Signature	Printed Name	Date




BRITZU-
0260

















W
METER
SERIAL NO. 123456789
DATE 12/12/12
METER LOCKED
HANDLE UP
HANDLE DOWN
METER LOCKED

HANDLE UP
WARNING
METER IS PROTECTED
BY A DISCONNECT SWITCH
WARNING
DO NOT USE BYPASS AS
A DISCONNECT SWITCH
DO NOT USE DISCONNECT
SWITCH
HANDLE DOWN
METER LOCKED

LOAD































City Of Carlsbad
Inter-Office Memorandum

Dale Janway Mayor

John Lowe, City Manager

Date: March 27, 2023

To: Denise Madrid Boyea, City Attorney

From: Ken Ahrens, Fire Chief

Re: 104 S. 3rd Street

On March 27, 2023, I inspected a property located at 104 S. 3rd St. This property presents an *extreme* fire hazard for responding Firefighters and emergency personnel. I recommend that the buildings be demolished, the property be cleaned up, and the weeds and debris be removed under the following fire codes.

The International Fire Code, 2015 edition states:

Section 110 Unsafe Buildings

110.1 General. If during the inspection of a building or structure or any building system, in whole or part, constitutes a clear and inimical threat to human life, safety or health, the fire code official shall issue such notice or orders to remove or remedy the conditions as shall be deemed necessary in accordance with this section and shall refer the building to the building department for any repairs, alterations, remodeling, removing or demolition required.

110.1.1 Unsafe Conditions. Structures or existing equipment that are or here after become unsafe or deficient because of inadequate means of egress or which constitute a fire hazard, or are otherwise dangerous to human life or the public welfare, or which involve illegal or improper occupancy or inadequate maintenance shall be deemed an unsafe condition. A vacant structure which is not secured against unauthorized entry as required by Section 311 shall be unsafe.

110.1.2 Structural Hazards. When an apparent structural hazard is caused by the faulty installation, operation or malfunction of any of the items or devices governed by this code, the fire official shall immediately notify the building official in accordance with Section 110.1

110.4 Abatement. The owner, operator or occupant of a building or premises deemed unsafe by the fire code official shall abate or cause to be abated or corrected such unsafe conditions by repair, rehabilitation, demolition, or other approved corrective action.

Section 304 Combustible Waste Material

304.1.1 Waste material. Accumulations of wastepaper, wood, hay, straw, weeds, litter, or combustible or flammable rubbish of any type shall not be permitted to remain on a roof or in any court, yard, vacant lot, alley, parking lot, open space, or beneath a grandstand, bleacher, pier, wharf, manufactured home, recreational vehicle, or other similar structure.

304.1.2 Vegetation. Weeds, grass, vines or other growth that is capable of being ignited and endangering property, shall be cut down and removed by the owner or occupant of the premises.

Section 311 Vacant Premises

311.1 General. Temporarily unoccupied buildings, structures, premises, or portions thereof including tenant spaces shall be safeguarded and maintained in accordance with this section.

311.1.1 Abandoned premises. Buildings, structures and premises for which an owner cannot be identified or located by dispatch of a certificate of mailing to the last known address, which persistently or repeatedly become unprotected or unsecured, which have been occupied by unauthorized persons or for illegal purposes, or which present a danger of structural collapse or fire spread to adjacent properties shall be considered, declared unsafe and abated by demolition or rehabilitation.

311.2 Safeguarding vacant premises. Temporarily unoccupied buildings, structures, premises, or portions thereof shall be secured and protected in accordance with this section.

311.2.2 Security. Exterior openings and interior openings accessible to other tenants or authorized persons shall be boarded, locked, blocked or otherwise protect to prevent entry by unauthorized individuals. The Fire Code Official is authorized to placard, post signs, erect barrier tape or take similar measures as necessary to secure public safety.

311.3 Removal of combustibles. Persons owning, or in charge of a vacant building or portion thereof, shall remove therefrom all accumulations of combustible material, flammable or combustible waste or rubbish and shall securely lock or otherwise secure doors, windows, and other openings to prevent entry by unauthorized persons. The premises shall be maintained clear of waste or hazardous materials.

A handwritten signature in black ink, appearing to read 'Ken Ahrens', is written over a horizontal line.

Ken Ahrens, Fire Chief
Carlsbad Fire Department

CITY OF CARLSBAD

INTER-OFFICE MEMORANDUM

Dale Janway, Mayor

John Lowe, City Administrator

March 24, 2023

TO: Denise Madrid Boyea, City Attorney
FROM: Nick Sullivan, City Building Inspector
RE: 104 S Third St, Carlsbad NM

On March 24, 2023, I performed an inspection on the property located at 104 S Third St. There were two abandoned structures on this parcel. Both structures do not have any utilities and are in very poor condition. The Structure furthest to the West is on the verge of collapse. It is missing doors, windows, plumbing, electrical, HVAC, and the roof itself. The second structure on the East side of the property is in a little better condition, with locked doors we could not enter the structure. There are no working utilities to this structure, the roof on this building is missing shingles in several places. The entire property has been neglected with overgrown weeds and trash. This property, in its current state, presents a significant danger to the public and should be condemned under the following sections of the International Property Maintenance Code.

The International Property and Maintenance Code – 2009 edition states:

Section 108 – Unsafe Structures and Equipment

108.1.1 – Unsafe Structures. An unsafe structure is one that is found to be dangerous to the life, health, property or safety of the public or the occupants of the structure by not providing minimum safeguards to protect or warn occupants in the event of fire, or because such structure contains unsafe equipment or is so damaged, decayed, dilapidated, structurally unsafe or of such faulty construction or unstable foundation, that partial or complete collapse is possible.

108.1.3 – Structure Unfit for Human Occupancy. A structure is unfit for human occupancy whenever the code official finds that such structure is unsafe, unlawful or, because of the degree to which the structure is in disrepair or lacks maintenance, is unsanitary, vermin or rat infested, contains filth and contamination, or lacks ventilation, illumination, sanitary or heating facilities or other essential equipment required by this code, or because the location of the structure constitutes a hazard to the occupants of the structure or to the public.

108.1.5 – Dangerous Structure or Premises – For the purpose of this code, any structure or premises that have any or all the conditions or defects described below shall be considered dangerous:

Any Portion of a building, structure or appurtenance that has been damaged by fire, earthquake, wind, flood, deterioration, neglect, abandonment, vandalism or by any other cause to such an extent that it is likely to partially or completely collapse, or to become detached or dislodged. Any portion of a building, or any member, appurtenance or ornamentation on the exterior thereof that is not of sufficient strength or stability, or is not so anchored, attached or fastened in a place so as to be capable of resisting natural or artificial loads of one and one-half the original designed value.

The building or structure, or part of the building or structure, because of dilapidation, deterioration, decay, faulty construction, the removal or movement of some portion of the ground necessary for the support, or for any other reason, is likely to partially or completely collapse, or some portion of the foundation or underpinning of the building or structure is likely to fail or give way.

The building or structure, or any portion thereof is clearly unsafe for its use and occupancy.

Section 304 – Exterior Structure

304.1 – General. The exterior of a structure shall be maintained in good repair, structurally sound and sanitary so as not to pose a threat of the public health, safety or welfare.

304.7 – Roof and Drainage. The roof and flashing shall be sound, tight and not have defects that admit rain. Roof drainage shall be adequate to prevent dampness or deterioration in the walls or interior portion of the structure. Roof drains, gutters and downspouts shall be maintained in good repair and free from obstructions. Roof water shall not be discharged in a manner that creates a public nuisance.

Section 305 – Interior Structure

305.1 – General. The interior of a structure and equipment therein shall be maintained in good repair, structurally sound and in a sanitary condition. Occupants shall keep that part of the structure which they occupy or control in a clean and sanitary condition. Every owner of a structure containing a rooming house, housekeeping units, a hotel, a dormitory, two or more dwelling units or two or more nonresidential occupancies, shall maintain, in a clean and sanitary condition, the shared or public areas of the structure and exterior property.

Section 602- Heating Facilities

602.2 Residential Occupancies. Dwellings shall be provided with heating facilities capable of maintaining a room temperature of 68 degrees F (20 degrees C) in all habitable rooms, bathrooms and toilet rooms based on the winter outdoor design temperature for the locality indicated in Appendix D of the International Plumbing Code. Cooking appliances shall not be used to provide space heating to meet the requirements of this section.

505 Water System

505.1 General. Every sink, lavatory, bathtub or shower, drinking fountain, water closet, or other plumbing fixture shall be properly connected to either a public water system or to an approved private water system. All kitchen sinks, lavatories, laundry facilities, bathtubs and showers shall be supplied with hot or tempered and cold running water in accordance with the International Plumbing Code (and/or Uniform Plumbing Code).

Section 604 – Electrical Facilities

604.2 – Service. The size and usage of appliances and equipment shall serve as a basis for determining the need for additional facilities in accordance with NFPA 70. Dwelling units shall be served by a three wire, 120/240volt, single-phase electrical service having a rating of not less than 60 amperes.



Nick Sullivan, Building Inspector
City Of Carlsbad
March 24, 2023



DALE JANWAY
MAYOR

Post Office Box 1569
Carlsbad, NM 88221-1569
(575) 887-1191
1-800-658-2713
www.cityofcarlsbadnm.com

JOHN N. LOWE
CITY ADMINISTRATOR

April 18, 2023

Jimmy Wilcox
102 S. Third St.
Carlsbad, NM 88220

RE: Dangerous Premises at the property known as 104 S. Third. St., Carlsbad, NM

Dear Mr. Wilcox:

According to the records of the Eddy County Assessor's Office, you are the owner or have an interest in the property commonly known as **104 S. Third St., Carlsbad, NM**. The property has been inspected by the City Code Enforcement Office, the Building Inspector and the Fire Marshal. They have found the property to be in violation of a number of health, safety, and building laws.

Because of the condition of the property, a Resolution has been prepared requiring the removal of the structure and cleaning of the property. The Carlsbad City Council will consider passing that Resolution at its meeting on **Tuesday, April 25, 2023 at 6:00 PM**. That meeting will be held in the Council Chambers in the Janell Whitlock Municipal Complex at 114 S. Halagueno St., Carlsbad, NM. You are encouraged to come to the meeting and speak with Council about the property. A draft of the Resolution is included with this letter.

If the Council adopts the Resolution, you must begin removing the structure, ruins, rubbish, wreckage, debris, and weeds from the property within ten days and complete the work within thirty days. The property must be left in a clean, level, and safe condition, suitable for further occupancy or construction and with all excavations filled. If the work is not done, the City may do the work itself or hire someone to do the work. All reasonable costs to the City for such work will become a lien against the property. The City may then foreclose the lien as allowed by law.

If you have any questions regarding this matter, please contact me at (575) 887-1191, or at the Municipal Building, 101 N. Halagueno, Carlsbad, NM 88220.

Sincerely,

A handwritten signature in blue ink that reads "Denise Madrid Boyea".

Denise Madrid Boyea
City Attorney

Enclosure

COUNCILORS

Ward 1
EDDIE T. RODRIGUEZ
LISA A. ANAYA FLORES

Ward 2
JEFF FORREST
J J CHAVEZ

Ward 3
KARLA NIEMEIER
JUDI WATERS

Ward 4
MARK WALTERSCHEID
WESLEY A. CARTER

CITY OF CARLSBAD

AGENDA BRIEFING MEMORANDUM

Council Meeting Date: April 25, 2023

DEPARTMENT: Legal	BY: Denise Madrid Boyea DB	DATE: April 18, 2023
SUBJECT: Proposed Resolution requiring the removal of the ruins, rubbish, wreckage, debris or weeds at 204 S. Maple St.		
BACKGROUND, ANALYSIS AND IMPACT: (Safety and Welfare/Financial/Personnel/Infrastructure/etc.) The property commonly known as 204 S. Maple St. is in a residential neighborhood near the intersection of Maple and Mermod St. There appears to be a vacant structure on the property and a large amount of overgrown weeds and grass as well as non-running vehicles, junk and debris on the property. The Eddy County Assessor's Office lists Raymundo Saiz and Manuela Saiz as owning or having an interest in the property. The Assessor's records lists their address as 204 S. Maple St., Carlsbad, NM 88220. Code enforcement has been to the property. A Notice of Violation was mailed by certified mail to the owner on 4/5/2023. The property has been inspected by the City Code Enforcement Office and the Fire Chief. They found that the property remains out of compliance with applicable codes. The Fire Chief found that the property presents an extreme fire hazard for responding firefighters and emergency personnel and recommends the property be cleaned and the weeds, trash and debris be removed. A resolution has been prepared which, if adopted, would require the property owner to remove all ruins, rubbish, wreckage, debris or weeds from the property within thirty days of the service of the resolution. On April 18, 2023, a certified letter was sent to Raymundo Saiz and Manuela Saiz at the address on the records of the County, which invited them to attend the meeting and speak with Council about the property.		
DEPARTMENT RECOMMENDATION: Adopt the proposed resolution.		
BOARD/COMMISSION/COMMITTEE ACTION: N/A		
<input type="checkbox"/> P & Z	<input type="checkbox"/> Lodgers Tax Board	<input type="checkbox"/> Cemetery Board
<input type="checkbox"/> Museum Board	<input type="checkbox"/> San Jose Board	<input type="checkbox"/> Water Board
<input type="checkbox"/> Library Board	<input type="checkbox"/> North Mesa Board	<input type="checkbox"/> _____ Committee
		} <input type="checkbox"/> APPROVED } <input type="checkbox"/> DISAPPROVED

Reviewed by:
City Administrator /s/John Lowe **Date:** 04/20/2023

ATTACHMENT(S):
 Proposed Resolution with Attachments
 Photographs
 Letter to Raymundo Saiz and Manuela Saiz dated April 18, 2023

RESOLUTION NO. 2023-19

A RESOLUTION FINDING 204 S. MAPLE STREET TO BE COVERED WITH RUINS, RUBBISH, WRECKAGE, DEBRIS, AND/OR WEEDS AND REQUIRING THE REMOVAL OF THE RUINS, RUBBISH, WRECKAGE, DEBRIS, AND/OR WEEDS

WHEREAS, the records of the Eddy County Assessor's Office show **Raymundo & Manuela Saiz** to be the owners of or to have an interest in the property commonly known as **204 S. Maple Street**, Carlsbad, Eddy County, New Mexico, and more particularly described as:

Subd: GIBSONS Lot: 7 Block: 11 S 87.50' Quarter: SE S: 1 T: 22S R: 26E

Subd: GIBSONS Lot: 9 Block: 11 S 87.50' Quarter: SE S: 1 T: 22S R: 26E

hereinafter referred to as "Property", and

WHEREAS, the Property has been inspected by the Carlsbad Code Enforcement Officer and the City Fire Marshal; and

WHEREAS, the Code Enforcement Officer and the Fire Marshal found that the Property has not been adequately maintained; and

WHEREAS, the Property contains a large amount of ruins, rubbish, wreckage, and/or debris, and some weeds; and

WHEREAS, the Property is in an unsafe condition and constitutes a hazard to the surrounding properties, residents and passersby; and

WHEREAS, the Code Enforcement Officer found that the specific violations, under Code of Ordinances of the City of Carlsbad, at the Property include, but are not limited to those listed on the attached Exhibit "A"; and

WHEREAS, the City Fire Marshal has inspected the Property and found that the specific violations at the Property under Fire Code include, but are not limited to those listed on the attached Exhibit "B"; and

WHEREAS, the Property and all ruins, rubbish, wreckage, debris, and weeds are a menace to the public comfort, health, peace, and safety and require removal forthwith;

NOW THEREFORE, BE IT RESOLVED by the Governing Body of the City of Carlsbad, Eddy County, New Mexico that:

1. A copy of this Resolution shall be served on the record owner, as shown by the real estate records of the County Clerk, occupants, or agents in charge of the Property. Such service shall be in person if such a person can be found within the City of Carlsbad, New Mexico after a reasonable search.

2. If a record owner, occupant, or agent in charge of the Property cannot be located within the City of Carlsbad, New Mexico, notice shall be by posting at the Property and by publishing this Resolution one time in a newspaper in general circulation in the City of Carlsbad.

3. Within ten days of either the receipt of a copy of this Resolution or the posting and publishing of this Resolution, the owner, occupant, or agent in charge of the Property shall either:

A. Commence removing all ruins, rubbish, wreckage, debris, and weeds from the premises; or

B. File a written objection with the Carlsbad Municipal Clerk at 101 N. Halagueno, Carlsbad, New Mexico 88220 and request a hearing before the City Council.

4. If a written objection is filed as required, the City Council shall proceed as directed by Chapter 22, Article II of the Code of Ordinances, City of Carlsbad, New Mexico.

5. The removal of the ruins, rubbish, wreckage, debris, and weeds shall:

A. Begin immediately;

B. Proceed properly and with diligence; and

C. Be completed in a timely manner;

D. BUT IN NO CASE SHALL SUCH WORK TAKE LONGER THAN THIRTY (30) DAYS FROM THE DATE THE RESOLUTION WAS SERVED UNLESS THE CARLSBAD CITY COUNCIL CONSENTS IN WRITING TO AN EXTENSION.

6. Any removal of the ruins, rubbish, wreckage, debris, or weeds shall leave the property from which the materials have been removed in a clean, level, and safe condition, suitable for further occupancy or construction and with all excavations filled.

7. If the owner, occupant, or agent in charge does not commence the removal of the stated items, and if no written objection is filed as required, or if the removal of the stated items is not completed in a timely manner, the City may remove the ruins, rubbish, wreckage, debris, and/or weeds at the cost and expense of the owner.

8. The reasonable cost of such a removal shall constitute a lien against the ruins, rubbish, wreckage, debris, and/or weeds so removed and against the lot or parcel of land from which it was removed.

9. The City Clerk shall make out, sign, attest, file, and record in the office of the Eddy County Clerk's Office, a claim of lien upon the described premises.

10. The lien shall bear interest at the rate of twelve percent (12%) per annum from the date of filing until paid, together with reasonable attorney's fees for the foreclosure of the same. The lien shall be foreclosed in any manner proved by an applicable state lien foreclosure law.

INTRODUCED, PASSED, ADOPTED, AND APPROVED this 25th day of April, 2023.

DALE JANWAY, MAYOR

ATTEST:

NADINE MIRELES, CITY CLERK



CITY OF CARLSBAD

*Planning, Engineering,
and Regulation Department*

114 S. Halagueno, PO Box 1569

Carlsbad, New Mexico 88220

Phone (575) 885-1185, Fax (575) 628-8379

CODE ENFORCEMENT REPORT

Case Number: CE- ____ - _____	Date of Complaint: April 17, 2023	Complaint Taken By: Lonnie Jaquez
	Complainant Name: Raymundo & Manuela Saiz	Phone Number:

Complaint Location:
204 South Maple, Carlsbad, New Mexico 88220

Details of Complaint:
-Structure appears to be abandoned.
-Weeds, trash & debris.
-Non-running vehicle on property.

Primary Structure: <input checked="" type="checkbox"/> Residential <input type="checkbox"/> Commercial <input type="checkbox"/> Occupied <input checked="" type="checkbox"/> Vacant <input type="checkbox"/> Secured <input type="checkbox"/> Unsecured <input type="checkbox"/> No structure on property	Photographs Taken (attach): <input checked="" type="checkbox"/> Yes <input type="checkbox"/> No	CE District: <input type="checkbox"/> North <input checked="" type="checkbox"/> South
--	--	--

Narrative:
This property has weeds, trash and debris The structure on the property appears to be abandoned for a very long time.

Disposition of Case:

No Basis for Complaint: _____

Mailed Notice of Violation/Date: April 5, 2023

Door Hanger Notice of Violation/Date: _____

Verbal Warning/Date: _____

Referred to Other Agency: _____

Other: _____

	Lonnie Jaquez	04/17/2023
Code Enforcement Signature	Printed Name	Date

Report Information:
Entered into Database on: _____ By: _____ Page ____ of ____

15 CITY OF CARLSBAD
 Planning, Engineering, and Regulation Department
Code Enforcement Division
 101 N. Halagueno St., PO Box 1569
 Carlsbad, New Mexico 88220
 Phone (575) 885-1185, Fax (575) 628-8379



NOTICE OF CODE VIOLATION

Date: April 5, 2023
 Case: CE- 2023 - Pending
 Address: 204 South Maple
 Carlsbad, New Mexico 88220

Name and Address of Property Owner or Occupant*
 4-156-127-355-364
 SAIZ, RAYMUNDO & MANUELA
 204 S MAPLE ST
 CARLSBAD, NM 88220

FINAL NOTICE

The following violation(s) of the Carlsbad Code of Ordinances have been identified as existing on your property. It is your responsibility, if you have any control over the property, to take immediate action to correct these violation(s), even if you do not actually occupy the property or if the property is occupied by others.

COMPLETION OF CORRECTIVE ACTION(S) IS REQUIRED NO LATER THAN: April 12, 2023

CORRECTIVE ACTION TO BE TAKEN (WHAT YOU SHOULD DO) BEFORE DEADLINE:
 Please clean and remove all trash and debris from the property. Also the building on the property appears to be abandoned and not in compliance with the city code. Thank you for your compliance, should you have any questions please call our office at 575-885-1185.

CODE VIOLATED:
 WASTE DISPOSAL (CCO 22-01):
 WASTE STORAGE (CCO 22-03):
 ESTABLISHMENT OF A JUNKYARD (CCO 22-3):

FINAL NOTICE

CODE VIOLATED:
 Sec.34-74. - Nonconforming uses. Sec. 8-53. - Amendments. (a)
 EXCESS WEEDS - LOTS (CCO 22-64):
 EXCESS WEEDS - TRACTS (CCO 22-65):

CODE VIOLATED:

Note: Specific details regarding the applicable ordinance may be obtained from the Code Enforcement Division Office listed above. The complete Code of Ordinances may be found on the City of Carlsbad website: www.cityofcarlsbadnm.com or in the office of the City Clerk.

The required Corrective Active listed above must be initiated immediately and be completed no later than the deadline. Failure to comply with the Ordinances of the City of Carlsbad is subject to specific actions. If the owner of the property cannot be located or refuses compliance, the City may initiate condemnation procedures under Chapter 22, Article II, of the Carlsbad Code of Ordinances to remedy the violation. Under this procedure the City will file a claim of lien against the premises in the amount of the expenditure by the City to correct each violation. Optionally, the City may seek a judgment in Municipal Court for the maximum penalty allowed by ordinance for violation of municipal ordinances. Unless a lesser maximum penalty or a specific penalty is established by ordinance for a particular offense, a fine of not more than \$500 or imprisonment for not more than 90 days, or both, plus court costs, may be imposed by the court.

*Property and owner information is received from the Eddy County Assessor's Office, Occupant, or City records.

	Lonnie Jaquez	04/5/2023
Code Enforcement Signature	Printed Name	Date


U.S. Postal Service™
CERTIFIED MAIL® RECEIPT
Domestic Mail Only

For delivery information, visit our website at www.usps.com®

OFFICIAL USE

7022 0410 0002 9628 8450

Certified Mail Fee	\$	4.15
Extra Services & Fees (check box, add fee as appropriate)		
<input checked="" type="checkbox"/> Return Receipt (hardcopy)	\$	3.25
<input type="checkbox"/> Return Receipt (electronic)	\$	
<input type="checkbox"/> Certified Mail Restricted Delivery	\$	
<input type="checkbox"/> Adult Signature Required	\$	
<input type="checkbox"/> Adult Signature Restricted Delivery	\$	
Postage	\$	0.60
Total Postage and Fees	\$	8.10




Sent To Raymundo + Manuela Saiz
Street and Apt. No., or PO Box No. 204 South Maple
City, State, ZIP+4® Carlsbad N.M. 88220



Apr 4, 2023 1:55:57 PM
204 South Maple Street
Carlsbad
Eddy County
New Mexico

4-156-127-555-344



Apr 4, 2023 1:56:19 PM
204 South Maple Street
Carlsbad
Eddy County
New Mexico



Apr 4, 2023 1:56:02 PM
204 South Maple Street
Carlsbad
Eddy County
New Mexico



Apr 17, 2023 10:53:47 AM
204 South Maple Street
Carlsbad
Eddy County
New Mexico



Apr 17, 2023 10:53:36 AM
204 South Maple [redacted] Street
Carlsbad
Eddy County
New Mexico



Apr 17, 2023 10:53:58 AM
264 South Maple Street
Carlsbad
Eddy County
New Mexico



Apr 17, 2023 10:54:00 AM
204 South Maple Street
Carlsbad
Eddy County
New Mexico



Apr 17, 2023 10:53:23 AM
204 South Maple Street
Carlsbad
Eddy County
New Mexico



Apr 17, 2023 10:53:12 AM

204 South Maple

Street
Carlsbad

Eddy County
New Mexico

City Of Carlsbad
Inter-Office Memorandum

Dale Janway Mayor

John Lowe, City Manager

Date: 17 April 2023

To: Denise Madrid Boyea, City Attorney

From: Ken Ahrens, Fire Chief

Re: 204 S. Maple St.

On April 17, 2023, I inspected a property located at 204 S. Maple St. The amount of flammable materials unsecured and unprotected on this property presents an **extreme** fire hazard for responding Firefighters and emergency personnel. I recommend that the property be cleaned up and all trash, debris, and other loose items be removed under the following fire codes.

The International Fire Code, 2015 edition states:

Section 110 Unsafe Buildings

110.1 General. If during the inspection of a building or structure or any building system, in whole or part, constitutes a clear and inimical threat to human life, safety or health, the fire code official shall issue such notice or orders to remove or remedy the conditions as shall be deemed necessary in accordance with this section and shall refer the building to the building department for any repairs, alterations, remodeling, removing or demolition required.

110.4 Abatement. The owner, the owner's authorized agent, operator or occupant of a building or premises deemed unsafe by the fire code official shall abate or cause to be abated or corrected such unsafe conditions either by repair, rehabilitation, demolition, or other approved corrective action.

Section 304 Combustible Waste Material

304.1 Waste accumulation prohibited. Combustible waste material creating a fire hazard shall not be allowed to accumulate in buildings or structures or upon premises.

304.1.1 Waste material. Accumulations of wastepaper, wood, hay, straw, weeds, litter, or combustible or flammable rubbish of any type shall not be permitted to remain on a roof or in any court, yard, vacant lot, alley, parking lot, open space, or beneath a grandstand, bleacher, pier, wharf, manufactured home, recreational vehicle, or other similar structure.

304.1.2 Vegetation. Weeds, grass, vines or other growth that is capable of being ignited and endangering property, shall be cut down and removed by the owner or occupant of the premises.

304.2 Storage. Storage of combustible rubbish shall not produce conditions that will create a nuisance or hazard to the public health, safety, or welfare.

Section 313 Fueled Equipment


313.1.1 Removal. The fire code official is authorized to require removal of fueled equipment from locations where the presence of such equipment is determined by the fire code official to be hazardous.

Section 315 Miscellaneous Combustible Materials Storage

315.3 Outside Storage. Outside storage of combustible materials shall not be located within 10 feet of a property line.



Ken Ahrens, Fire Chief
Carlsbad Fire Department



DALE JANWAY
MAYOR

Post Office Box 1569
Carlsbad, NM 88221-1569
(575) 887-1191
1-800-658-2713
www.cityofcarlsbadnm.com

JOHN N. LOWE
CITY ADMINISTRATOR

April 18, 2023

Raymundo & Manuela Saiz
204 S. Maple St.
Carlsbad, NM 88220

RE: Dangerous Premises at the property known as 204 S. Maple St., Carlsbad, NM

Dear Mr. & Mrs. Saiz:

According to the records of the Eddy County Assessor's Office, you are the owner or have an interest in the property commonly known as **204 S. Maple St., Carlsbad, NM**. The property has been inspected by the City Code Enforcement Office and the Fire Marshal. They have found the property to be in violation of a number of health, safety, and building laws.

Because of the condition of the property, a Resolution has been prepared requiring the cleaning of the property. The Carlsbad City Council will consider passing that Resolution at its meeting on **Tuesday, April 25, 2023 at 6:00 PM**. That meeting will be held in the Council Chambers in the Janell Whitlock Municipal Complex at 114 S. Halagueno St., Carlsbad, NM. You are encouraged to come to the meeting and speak with Council about the property. A draft of the Resolution is included with this letter.

If the Council adopts the Resolution, you must begin removing the ruins, rubbish, wreckage, debris, and weeds from the property within ten days and complete the work within thirty days. The property must be left in a clean, level, and safe condition, suitable for further occupancy or construction and with all excavations filled. If the work is not done, the City may do the work itself or hire someone to do the work. All reasonable costs to the City for such work will become a lien against the property. The City may then foreclose the lien as allowed by law.

If you have any questions regarding this matter, please contact me at (575) 887-1191, or at the Municipal Building, 101 N. Halagueno, Carlsbad, NM 88220.

Sincerely,

Denise Madrid Boyea
City Attorney

Enclosure

COUNCILORS

Ward 1
EDDIE T. RODRIGUEZ
LISA A. ANAYA FLORES

Ward 2
JEFF FORREST
J J CHAVEZ

Ward 3
KARLA NIEMEIER
JUDI WATERS

Ward 4
MARK WALTERSCHEID
WESLEY A. CARTER

Committee Reports

Adjourn