A G E N D A

Carlsbad City Council Regular Meeting
Janell Whitlock Municipal Complex
114 S. Halagueno Street
Carlsbad, New Mexico

March 8, 2022 at 6:00 p.m.

Invocation – Pledge of Allegiance

1. Approval of Agenda

2. Consider Approval of Resolution 2022-08, a Resolution making certain Budgetary Adjustments to the 2021-22 Fiscal Year Budget

3. City of Carlsbad Financials – January 2022

4. Routine and Regular Business

All matters under this heading are considered routine by the City Council and will be acted upon in one motion. There will be no separate discussion of these items. If discussion is desired on a particular item, upon request, that item may be removed from the Routine and Regular Business and be considered separately.

A. **Minutes of the Regular City Council Meeting held on February 22, 2022**
B. **City Personnel Report**
C. **Contracts and Agreements**
   1) Consider Approval of Maintenance Agreement between the City of Carlsbad and New Mexico Department of Transportation for Installation of Roadway Lighting at US 62/180 and Refinery Road
D. **Monthly Reports**
   1) Human Resources Department February 2022
   2) Municipal Court Department February 2022
E. **Board Appointments**
   1) Eddy Lea Energy Alliance (ELEA) Appoint: Councilor Wesley Carter
   2) Carlsbad Department of Development (CDOD) Appoint: Councilor Jeff Forrest
   3) Riverwalk Recreation Complex Advisory Board Appoint: Gerard Huerta four-year term

5. Consider Approval of Request for a Restaurant “A” Beer and Wine Liquor License with on premises consumption only for RR Pizza, LLC dba Pizza Inn at 3005 National Parks Highway Applicant: Ruben Ramirez

6. Consider Approval of Request for Water Service outside City Limits from Monarchy Country RV Park for property located at 2007 Connie Road

7. Consider Approval of Resolution 2022-09, a Resolution authorizing the City of Carlsbad's participation in the Municipal Arterial Program Project administrated by the New Mexico Department of Transportation for a Pavement Rehabilitation project for Pate Street and Sixth Street

8. Consider Approval of Resolution 2022-10, a Resolution authorizing to apply for a Local Government Road Fund Grant for a Pavement Rehabilitation project for multiple streets between Mermod Street and Church Street

9. Consider Approval of Resolution 2022-11, a Resolution requiring the removal of the weeds and debris at 1302 and 1304 W Church Street Owner: Michael Anthony Braddock

10. Consider Approval of Resolution 2022-12, a Resolution requiring the removal of the weeds and debris at 1301 N Eighth Street Owner: Amy Jaure

11. Consider Approval of Resolution 2022-13, a Resolution requiring the removal of the weeds and debris at 406 Pompa Street Owner: Manuel Jaquez

12. Council Committee Reports

13. Adjourn

FOR INFORMATION ONLY

Agendas and City Council minutes are available on the City web site: ***cityofcarlsbadnm.com*** or may be viewed in the Office of the City Clerk during normal and regular business hours.

CARLSBAD CITY COUNCIL MEETING SCHEDULE

• Regular Meeting - Tuesday, March 22, 2022 at 6:00 p.m.
• Regular Meeting - Tuesday, April 12, 2022 at 6:00 p.m.

If you require hearing interpreter, language interpreters or auxiliary aids in order to attend and participate in the above meeting, please contact the City Administrator's office at (575) 887-1191 at least 48 hours prior to the scheduled meeting time.

RESOLUTION NO. 2022-08

A RESOLUTION MAKING CERTAIN BUDGETARY ADJUSTMENTS TO THE 2021-22 FISCAL YEAR BUDGET

WHEREAS, it is necessary to amend the 2021-22 fiscal year budget to adjust revenues, transfers and expenditures as reflected on the attached pages, and incorporated herein by reference.

NOW, THEREFORE, BE IT RESOLVED BY THE GOVERNING BODY OF THE CITY OF CARLSBAD that the 2021-22 fiscal year budget be amended as attached.

INTRODUCED, PASSED, ADOPTED AND APPROVED this 8thth day of March 2022.

_____
Mayor

ATTEST:

_____
City Clerk

The City of Carlsbad, NM

Budget Adjustments

FY 2021-22

Description		Revenues & Transfers		Costs		Approvals		
		Increase (Decrease) to Fund		Labor, Operating, Capital Increase (Decrease) to Fund		Dates		
Fund / Department	Item	Amount	R or T	Amount	L, O, C	Budget Com	Council	DFA
September 2021								
Health Insurance	Transfer Out to General, Municipal Transit, Solid Waste, Sports Complex and Water & Sewer Funds for employee health insurance rebate & excess surplus.	(2,597,111.41)	T			9/24/2021	10/12/2021	10/18/2021
General Fund	Employee health insurance rebate.	2,102,629.92	T	(1,828,477.19)	L	9/24/2021	10/12/2021	10/18/2021
Sports Complex	Employee health insurance rebate.	32,504.68	T	(29,077.77)	L	9/24/2021	10/12/2021	10/18/2021
Municipal Transit	Employee health insurance rebate.	57,889.48	T	(51,035.66)	L	9/24/2021	10/12/2021	10/18/2021
Water & Sewer	Employee health insurance rebate.	300,705.87	T	(259,582.96)	L	9/24/2021	10/12/2021	10/18/2021
Solid Waste	Employee health insurance rebate.	103,381.46	T	(86,246.91)	L	9/24/2021	10/12/2021	10/18/2021
General Fund - Public Safety	Donation from Carlsbad Community Anti-Drug & Gang Coalition will be used to purchase police supplies.	10,000.00	R	(10,000.00)	O	9/24/2021	10/12/2021	10/18/2021
General Fund - Public Safety	City portion for the purchase of 2 K9's. The Carlsbad Community Anti-Drug & Gang Coalition will contribute 33k towards the purchase.			(20,000.00)	C	9/24/2021	10/12/2021	10/18/2021
General Fund - N Mesa Senior Center	Increase building maintenance for needed upgrades & repairs.			(10,000.00)	O	9/24/2021	10/12/2021	10/18/2021
General Fund - Waterpark	Salary & City share of benefits for the transition of the Waterpark Manager position from PT to FT.			(54,450.00)	L	9/24/2021	10/12/2021	10/18/2021
Solid Waste	Salary & City share of benefits for a Beautification Youth Intern position - Grant funded $5,760.			(6,200.00)	L	9/24/2021	10/12/2021	10/18/2021
GRT Capital Outlay	Move insurance reimbursement money for the damaged roof at the Alejandro Ruiz Senior Center from the Capital Projects fund.			(4,585.00)	C	9/24/2021	10/12/2021	10/18/2021
Capital Projects	Move insurance reimbursement money for the damaged roof at the Alejandro Ruiz Senior Center to the GRT Capital Outlay fund.			4,585.00	C	9/24/2021	10/12/2021	10/18/2021
Lodgers' Tax - Promo	Carlsbad MainStreet - CavernFest 2022 - Advertising campaign.			(77,000.00)	O	9/24/2021	10/12/2021	10/18/2021
Lodgers' Tax - Promo	Metal Shop Live - Hawgfest 2021 & Rodeo Week 2021 - Advertising campaign.			(40,000.00)	O	9/24/2021	10/12/2021	10/18/2021
Lodgers' Tax - Promo	Community of Hope - Live Events - Advertising.			(18,000.00)	O	9/24/2021	10/12/2021	10/18/2021
Lodgers' Tax - Promo	Design, build & erect 3 welcome to Carlsbad entrance signs.			(1,500,000.00)	C	9/24/2021	10/12/2021	10/18/2021
Lodgers' Tax - Non-Promo	Chamber of Commerce - Holiday lights.			(40,000.00)	O	9/24/2021	10/12/2021	10/18/2021
October 2021								
General Fund - Museum	Various donations will be used toward the purchase of the Fallen Officer Memorial at the Museum.	6,000.00	R	(30,000.00)	C	10/22/2021	11/9/2021	11/13/2021
General Fund - Fire	Increase overtime to rectify the FY19 budget miss and bring to current actuals.			(240,000.00)	L	10/22/2021	11/9/2021	11/13/2021
General Fund - Public Safety	DOJ Grant for law enforcement information sharing & training technology.	23,515.00	R	(23,515.00)	O	10/22/2021	11/9/2021	11/13/2021
General Fund - Golf	Start up costs for the incorporation of the Golf Pro Shop.			(2,000.00)	O	10/22/2021	11/9/2021	11/13/2021
General Fund - Golf	Labor for the Golf Pro Shop.			(327,500.00)	L	10/22/2021	11/9/2021	11/13/2021
General Fund - Golf	Purchase inventory for the Golf Pro Shop.			(60,000.00)	O	10/22/2021	11/9/2021	11/13/2021
General Fund - Golf	Purchase alcoholic beverages for the golf course.			(40,000.00)	O	10/22/2021	11/9/2021	11/13/2021
General Fund - Golf	Purchase food & non-alcoholic beverages for the golf course.			(6,000.00)	O	10/22/2021	11/9/2021	11/13/2021
General Fund - Community Development	State of NM Grant to purchase & equip 2 shade structures for the Halagueno Arts Park. City match of 41k will come from an existing budgeted HAP project.	25,000.00	R	(25,000.00)	C	10/22/2021	11/9/2021	11/13/2021
Capital Projects	State of NM Grant to purchase a walk in freezer for the San Jose Senior Center.	35,100.00	R	(35,100.00)	C	10/22/2021	11/9/2021	11/13/2021
Lodgers' Tax - Promo	United Way of Eddy County - Ugly Sweater Fun Run - Advertising Campaign.			(13,000.00)	O	10/22/2021	11/9/2021	11/13/2021

The City of Carlsbad, NM

Budget Adjustments

FY 2021-22

Description		Revenues & Transfers		Costs		Approvals		
		Increase (Decrease) to Fund		Labor, Operating, Capital Increase (Decrease) to Fund		Dates		
Fund / Department	Item	Amount	R or T	Amount	L, O, C	Budget Com	Council	DFA
November 2021								
General Fund - Finance	Replenish funds for the cashier office remodel that were borrowed for another project.			(100,000.00)	C	11/19/2021	12/14/2021	12/19/2021
General Fund - Library	State Grant-In-Aid award came in higher than budget.	2,212.87	R	(2,212.87)	O	11/19/2021	12/14/2021	12/19/2021
General Fund - Library	Nuclear Waste Partnership donation for a STEM Lab.	30,000.00	R	(30,000.00)	O	11/19/2021	12/14/2021	12/19/2021
General Fund - Parks	Nuclear Waste Partnership donation for park improvements.	20,000.00	R	(20,000.00)	C	11/19/2021	12/14/2021	12/19/2021
General Fund - Parks	Continuous park improvements.			(100,000.00)	C	11/19/2021	12/14/2021	12/19/2021
Street Improvement	NMDOT Grant for the plan, design and improvement of Mermod Street. 25% City match - $75,697.33	227,092.00	R	(302,789.33)	C	11/19/2021	12/14/2021	12/19/2021
Street Improvement	NMDOT Grant for the plan, design and improvement of Old Cavern Hwy. 5% City match - $26,400	501,600.00	R	(528,000.00)	C	11/19/2021	12/14/2021	12/19/2021
CDBG	CDBG CV Grant for renovations at the Alejandro Ruiz Senior Center.	161,703.57	R	(161,703.57)	C	11/19/2021	12/14/2021	12/19/2021
Lodgers' Tax - Promo	Boy's & Girl's Club - Fishing Derby - Advertising Campaign.			(5,000.00)	O	11/19/2021	12/14/2021	12/19/2021
Lodgers' Tax - Promo	Chamber of Commerce - Christmas on the Pecos - Advertising Campaign.			(50,000.00)	O	11/19/2021	12/14/2021	12/19/2021
Lodgers' Tax - Promo	Chamber of Commerce - Christmas on the Pecos Prop Decoration - Advertising.			(41,477.00)	O	11/19/2021	12/14/2021	12/19/2021
December 2021								
General Fund	Transfer Out to CDBG for working capital pending grant reimbursements.	(100,000.00)	T			12/17/2021	1/11/2022	1/14/2022
CDBG	Transfer In from General Fund for working capital pending grant reimbursements.	100,000.00	T			12/17/2021	1/11/2022	1/14/2022
General Fund - Riverwalk Recreation Center	Replace obsolete equipment for the elevator.			(85,000.00)	C		1/11/2022	1/14/2022
General Fund - Facility Maintenance	Replace obsolete equipment for the elevator at City Hall.			(85,000.00)	C		1/11/2022	1/14/2022
General Fund - Library	Increase budget to match the 2020 Library GO Bond Grant that was awarded higher than anticipated.	4,872.31	R	(4,872.31)	C	12/17/2021	1/11/2022	1/14/2022
General Fund - Fire	Devon donation will be used towards the cost of an ambulance remount.	3,500.00	R	(3,500.00)	C	12/17/2021	1/11/2022	1/14/2022
Lodgers' Tax - Promo	Chamber of Commerce - Digital Sign - Advertising.			(41,441.40)	O	12/17/2021	1/11/2022	1/14/2022
January 2022								
General Fund - Fire	Chevron donation will be used to purchase materials & supplies.	40,000.00	R	(40,000.00)	O	1/28/2022	2/8/2022	2/14/2022
General Fund - Library	American Rescue Plan Act Grant will be used to purchase materials & supplies.	17,828.00	R	(17,828.00)	O	1/28/2022	2/8/2022	2/14/2022
General Fund - Library	American Rescue Plan: Humanities Grant will be used to purchase books, software and materials & supplies.	10,000.00	R	(10,000.00)	O	1/28/2022	2/8/2022	2/14/2022
Sports Complex	Reclassify Caretaker position to Irrigation Specialist.			(1,385.00)	L	1/28/2022	2/8/2022	2/14/2022
February 2022								
General Fund	Transfer In funds received from the American Rescue Plan Act for revenue replacement.	3,681,801.00	T			2/25/2022		
American Rescue Plan Act Fund	Transfer Out funds received from the American Rescue Plan Act.	(3,681,801.00)	T			2/25/2022		
General Fund - Parks	Rotary donation will be used to purchase a shade structure for Spring Park at the flumes.	5,000.00	R	(5,000.00)	C	2/25/2022		
Airport Improvements	Airport Rescue Grant will be used to replace the flooring at the Cavern City Air Terminal.	59,000.00	R	(79,000.00)	C	2/25/2022		

City of Carlsbad, NM

Financial Reports

FY22-07

For: July 2021 – January 2022

Table of Contents

1. Bank Reconciliation
2. Summary of Fund Position
3. Revenues
4. Revenues – Gross Receipts Tax
5. Transfers
6. Labor
7. Operations
8. Capital & Project Central
9. Promotional Lodgers' Tax Aging Schedule
10. Municipal Court Summary
11. Debt Service
12. YTD Budget Report
13. Check Register for Current Period ONLY
14. Vendor Fiscal Year Summary

1. Bank Reconciliation

City of Carlsbad
Reconciled Cash
FY22-07 - January

Bank Statements	Per Bank	Outstanding	Adjustments	Book Balance
Wells Fargo				
General & Misc. - 10100	40,781,370.23	1,383,323.50	-	42,164,693.73
Western Commerce Bank				
Construction - 10200	11,748,881.51	(500.00)	-	11,748,381.51
CDBG Grant - 10250	1,904.46	-	-	1,904.46
CDs	11,533,345.76	-	-	11,533,345.76
	23,284,131.73	(500.00)	-	23,283,631.73
Carlsbad National Bank				
Workers Comp - 10300	13,061.44	(3,061.44)	-	10,000.00
Health Insurance - 10310	1,973,067.01	91.33	-	1,973,158.34
Payroll - 10320	481,367.03	(457,801.30)	-	23,565.73
Municipal Court - 10330	30,693.81	(29.00)	-	30,664.81
Debt Service - 10340	628,774.93	-	-	628,774.93
CDs	12,417,605.86	-	-	12,417,605.86
	15,544,570.08	(460,800.41)	-	15,083,769.67
Pioneer Bank				
CDs	6,665,881.77	-	-	6,665,881.77
First American Bank				
CDs	4,733,637.26	-	-	4,733,637.26
	91,009,591.07	**922,023.09**	**-**	**91,931,614.16**

NMFA Loans		Statement	Adjustment	Book Balance
Loan 11 - DW-2867 - Water Project - 11200	1020 - Cash - Debt Servicing	671,360.91	-	671,360.91
Loan 13 - New SW Grappler Truck - 11300	1020 - Cash - Debt Servicing	-	-	-
Loan 13 - New SW Grappler Truck - 11301	2011 - Debt Service Escrow	-	-	-
Loan 15 - Sports Complex - 11400	1020 - Cash - Debt Service	-	-	-
Loan 22 - Gen Cap Bond - 11100	1020 - Cash - Debt Servicing	-	-	-
Loan 22 - Gen Cap Bond - 11101	2020 - Program Funds	-	-	-
		671,360.91	-	**671,360.91**

Total	**92,602,975.07**

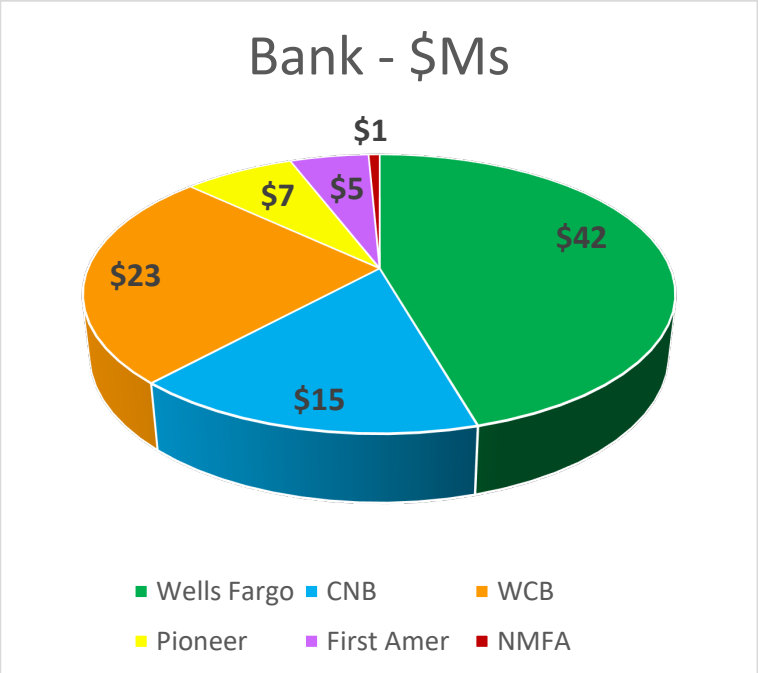

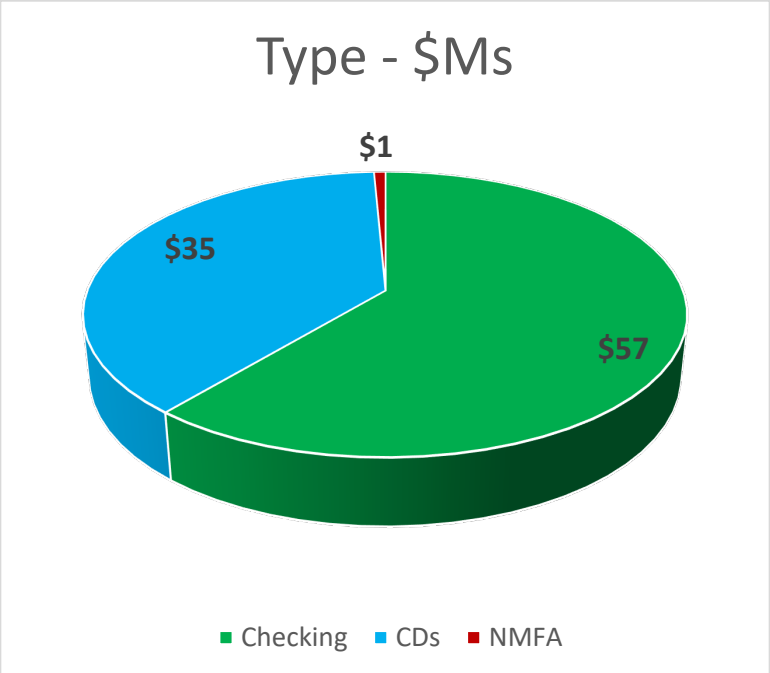

City of Carlsbad
Schedule of Cash Account Per Fund
FY22-07 - January

			Wells Fargo	Western Commerce Bank		Carlsbad National Bank					Certificates of Deposit					New Mexico Finance Authority						
				Construction	CDBG	Workers	Debt	Muni	Health							Solid Waste / Grappler Truck		Gen Obj Bond		Sports Complex	Water	
		Cash on	General	Fund	GRANT	Comp	Service	Court	Insurance	Payroll	Wells Fargo	CNB	WCB	Pioneer	1st American	Loan 13	Loan 13	Loan 22	Loan 22	Loan 15	Loan 11	
Fund Name	**Fund**	Hand	10100	10200	10250	10300	10340	10330	10310	10320	10400	10410	10420	10430	10440	11300	11301	11100	11101	11400	11200	Total
GENERAL FUND	101	7,550.06	10,448,343.14	-	-	-	-	-	-	-	-	4,806,460.81	5,247,352.83	4,039,609.72	4,055,277.37	-	-	-	-	-	-	28,604,593.93
PAYROLL	102	-	-	-	-	-	-	-	-	23,565.73	-	-	-	-	-	-	-	-	-	-	-	23,565.73
GRT CAPITAL OUTLAY	200	-	1,644,439.52	-	-	-	-	-	-	-	-	-	-	-	-	-	-	-	-	-	-	1,644,439.52
CAPITAL PROJECTS	201	-	-	2,142,516.54	-	-	-	-	-	-	-	-	-	-	-	-	-	-	-	-	-	2,142,516.54
AIRPORT IMPROVEMENTS	202	-	189,163.65	-	-	-	-	-	-	-	-	-	-	-	-	-	-	-	-	-	-	189,163.65
LANDFILL-RESERVE	220	-	225,313.11	-	-	-	-	-	-	-	-	1,310,722.34	952,487.96	1,926,865.88	678,359.89	-	-	-	-	-	-	5,093,749.18
LANDFILL-CLOSURE	230	-	-	573,216.66	-	-	-	-	-	-	-	-	-	-	-	-	-	-	-	-	-	573,216.66
LANDFILL-CONSTRUCTION	240	-	-	3,636,792.49	-	-	-	-	-	-	-	-	-	-	-	-	-	-	-	-	-	3,636,792.49
SPORTS COMPLEX	300	-	459,959.41	-	-	-	-	-	-	-	-	-	-	-	-	-	-	-	-	-	-	459,959.41
STREETS IMPROVEMENT	320	-	-	5,365,714.59	-	-	-	-	-	-	-	-	-	-	-	-	-	-	-	-	-	5,365,714.59
LOCAL GOVERNMENT CORRECTION	350	-	591,416.45	-	-	-	-	-	-	-	-	-	-	-	-	-	-	-	-	-	-	591,416.45
DISASTER PREPAREDNESS	400	-	1,747,558.16	-	-	-	-	-	-	-	-	1,002,245.52	-	-	-	-	-	-	-	-	-	2,749,803.68
INSURANCE	401	-	1,170,097.86	-	-	-	-	-	-	-	-	-	-	-	-	-	-	-	-	-	-	1,170,097.86
WORKERS' COMPENSATION	402	-	134,847.19	-	-	10,000.00	-	-	-	-	-	-	-	483,398.04	-	-	-	-	-	-	-	628,245.23
HEALTH INSURANCE	420	-	-	-	-	-	-	-	1,973,158.34	-	-	-	-	-	-	-	-	-	-	-	-	1,973,158.34
FIRE PROTECTION	500	-	712,093.91	-	-	-	-	-	-	-	-	-	-	-	-	-	-	-	-	-	-	712,093.91
EMERGENCY MEDICAL SERVICES	501	-	13,411.15	-	-	-	-	-	-	-	-	-	-	-	-	-	-	-	-	-	-	13,411.15
LAW ENFORCEMENT PROTECTION	520	-	38,821.03	-	-	-	-	-	-	-	-	-	-	-	-	-	-	-	-	-	-	38,821.03
BEAUTIFICATION	550	-	-	30,141.23	-	-	-	-	-	-	-	-	-	-	-	-	-	-	-	-	-	30,141.23
MUNICIPAL TRANSIT	570	-	121,868.12	-	-	-	-	-	-	-	-	-	-	-	-	-	-	-	-	-	-	121,868.12
CDBG GRANT	580	-	-	-	1,904.46	-	-	-	-	-	-	-	-	-	-	-	-	-	-	-	-	1,904.46
American Rescue Plan Act	590	-	3,681,801.00	-	-	-	-	-	-	-	-	-	-	-	-	-	-	-	-	-	-	3,681,801.00
LT - PROMOTIONAL	600	-	2,651,928.54	-	-	-	-	-	-	-	-	-	-	-	-	-	-	-	-	-	-	2,651,928.54
LT - NP	650	-	1,281,718.57	-	-	-	-	-	-	-	-	-	-	-	-	-	-	-	-	-	-	1,281,718.57
LT - DISCRETIONARY	680	-	1,101,844.66	-	-	-	-	-	-	-	-	-	-	-	-	-	-	-	-	-	-	1,101,844.66
WATER & SEWER	700	2,000.00	8,510,825.55	-	-	-	-	-	-	-	-	313,737.40	1,361,123.88	216,008.13	-	-	-	-	-	-	-	10,403,694.96
SOLID WASTE DISPOSAL	720	-	7,337,644.66	-	-	-	-	-	-	-	-	-	-	-	-	-	-	-	-	-	-	7,337,644.66
SPECIAL MUSEUM	750	-	13,591.21	-	-	-	-	-	-	-	-	-	-	-	-	-	-	-	-	-	-	13,591.21
NMFA-GOVERNMENTAL	820	-	-	-	-	-	106,373.55	-	-	-	-	-	-	-	-	-	-	-	-	-	-	106,373.55
NMFA-WATER & SEWER	850	-	-	-	-	-	386,910.06	-	-	-	-	-	-	-	-	-	-	-	-	-	671,360.91	1,058,270.97
NMFA-SOLID WASTE DISPOSAL	870	-	-	-	-	-	135,491.32	-	-	-	-	-	-	-	-	-	-	-	-	-	-	135,491.32
PERMENANT W&S	900	-	-	-	-	-	-	-	-	-	-	4,984,439.79	3,972,381.09	-	-	-	-	-	-	-	-	8,956,820.88
MUNICIPAL COURT	920	-	-	-	-	-	-	30,664.81	-	-	-	-	-	-	-	-	-	-	-	-	-	30,664.81
WIPP ACCEL IMPACT	950	-	-	-	-	-	-	-	-	-	-	-	-	-	-	-	-	-	-	-	-	-
ELEA	980		88,006.84	-	-	-	-	-	-	-	-	-	-	-	-	-	-	-	-	-	-	88,006.84
		9,550.06	**42,164,693.73**	**11,748,381.51**	**1,904.46**	**10,000.00**	**628,774.93**	**30,664.81**	**1,973,158.34**	**23,565.73**	**-**	**12,417,605.86**	**11,533,345.76**	**6,665,881.77**	**4,733,637.26**	**-**	**-**	**-**	**-**	**-**	**671,360.91**	**92,612,525.13**
Reconciliation		9,550.06	42,164,693.73	11,748,381.51	1,904.46	10,000.00	628,774.93	30,664.81	1,973,158.34	23,565.73	-	12,417,605.86	11,533,345.76	6,665,881.77	4,733,637.26	-	-	-	-	-	671,360.91	92,612,525.13
Variance		-	-	-	-	-	-	-	-	(0.00)	-	-	-	-	-	-	-	-	-	-	-	-

City of Carlsbad
Certificates of Deposit
FY22-07 - January

Bank	CD #	Fund	Fund Name	Fund Type	January	YTD Interest
Carlsbad National Bank	6813455	101	General Fund	General	575,185.13	1,514.10
Carlsbad National Bank	6814010	101	General Fund	General	213,214.04	373.66
Carlsbad National Bank	6815114	101	General Fund	General	4,018,061.64	8,003.44
Carlsbad National Bank	6814016	220	Landfill-Reserve	Capital	1,310,722.34	2,134.05
Carlsbad National Bank	6815173	400	Disaster Preparedness	Insurance	1,002,245.52	1,514.01
Carlsbad National Bank	6813454	700	Water & Sewer	Enterprise	313,737.40	825.87
Carlsbad National Bank	6814992	900	Permanent W&S	Agency	1,007,452.40	2,273.69
Carlsbad National Bank	6815195	900	Permanent W&S	Agency	3,976,987.39	6,007.69
					12,417,605.86	22,646.51
Pioneer Bank	500162943	101	General Fund	General	471,506.46	161.58
Pioneer Bank	500162986	101	General Fund	General	432,016.38	148.05
Pioneer Bank	500163006	101	General Fund	General	432,016.38	148.05
Pioneer Bank	50103324	101	General Fund	General	700,505.09	240.06
Pioneer Bank	50104119	101	General Fund	General	2,003,565.41	647.51
Pioneer Bank	500162985	220	Landfill-Reserve	Capital	216,008.13	74.02
Pioneer Bank	50101625	220	Landfill-Reserve	Capital	957,049.37	-
Pioneer Bank	50104293	220	Landfill-Reserve	Capital	753,808.38	607.62
Pioneer Bank	500163007	402	Workers' Compensation	Insurance	216,008.13	74.02
Pioneer Bank	50103087	402	Workers' Compensation	Insurance	267,389.91	91.63
Pioneer Bank	500162156	700	Water & Sewer	Enterprise	216,008.13	74.02
					6,665,881.77	2,266.56
Western Commerce Bank	2013539	101	General Fund	General	287,514.14	287.23
Western Commerce Bank	2013236	101	General Fund	General	640,000.00	-
Western Commerce Bank	2013572	101	General Fund	General	314,126.08	78.73
Western Commerce Bank	2013615	101	General Fund	General	4,005,712.61	1,806.95
Western Commerce Bank	2013442	220	Landfill-Reserve	Capital	952,487.96	430.42
Western Commerce Bank	2013573	700	Water & Sewer	Enterprise	360,525.41	90.36
Western Commerce Bank	2013547	700	Water & Sewer	Enterprise	1,000,598.47	403.40
Western Commerce Bank	2013619	900	Perm Water & Sewer	Agency	3,972,381.09	1,401.39
					11,533,345.76	4,498.48
First American Bank	120119028	101	General Fund	General	1,048,976.96	-
First American Bank	120119029	101	General Fund	General	3,006,300.41	2,519.74
First American Bank	120119027	220	Landfill-Reserve	Capital	678,359.89	-
					4,733,637.26	2,519.74
			TOTAL		**35,350,470.65**	**31,931.29**

2. Summary of Fund Position

City of Carlsbad
Fund Position
FY22-07 - January

	Fund	Fund Name	Beginning Fund	FY22 Revenues	FY22 Transfers Increase (Decrease)	FY22 Costs Labor	FY22 Costs Ops	FY22 Costs Capital	FY22 Costs Total	Revenue & Tran <Less> Costs	Change in Reserve/AP	Ending Fund
General Fund	101	General Fund	27,434,706	33,368,085	303,961	25,695,208	6,123,448	691,285	32,509,941	1,162,105	5,428	28,602,240
	102	Payroll	24,688	-	-	-	-	-	-	-	(207)	24,482
Capital Funds	200	GRT Capital Outlay	1,593,838	2,316,525	(2,000,000)	-	93,247	172,678	265,924	50,601	-	1,644,440
	201	Capital Projects	2,240,382	44,466.67	-	-	-	142,332	142,332	(97,865)	-	2,142,517
	202	Airport Improvements	(201,321)	236,092	500,000	-	60,511	285,097	345,608	390,484	-	189,164
	220	Landfill-Reserve	4,868,012	114,737	111,000	-	-	-	-	225,737	-	5,093,749
	230	Landfill-Closure	109,704	-	500,000	-	36,487	-	36,487	463,513	-	573,217
	240	Landfill-Construction	3,136,792	-	500,000	-	-	-	-	500,000	-	3,636,792
Special Revenue Funds	300	Sports Complex	887,178	1,239,270	(889,983)	432,040	344,467	-	776,507	(427,219)	-	459,959
	320	Streets Improvement	3,503,051	542,504	2,800,000	-	3,981	1,475,860	1,479,841	1,862,663	-	5,365,715
	350	Local Government Correction	525,824	465,162	(400,000)	-	-	-	-	65,162	431	591,416
Insurance Funds	400	Disaster Preparedness	2,248,290	1,514	500,000	-	-	-	-	501,514	-	2,749,804
	401	Insurance	1,125,221	35,118	800,000	-	790,241	-	790,241	44,877	-	1,170,098
	402	Workers' Compensation	1,025,432	166	-	-	397,353	-	397,353	(397,187)	-	628,245
	420	Health Insurance	3,892,810	4,829,530	(2,597,111)	-	4,152,070	-	4,152,070	(1,919,652)	-	1,973,158
Grant Funds	500	Fire Protection	414,608	297,486	-	-	-	-	-	297,486	-	712,094
	501	Emergency Medical Services	32,054	19,892	-	-	-	38,535	38,535	(18,643)	-	13,411
	520	Law Enforcement Protection	0	70,800	-	-	31,979	-	31,979	38,821	-	38,821
	550	Beautification	(14,085)	21,914	70,000	-	47,687	-	47,687	44,227	-	30,141
	570	Municipal Transit	372,490	422,291	57,889	627,260	85,192	18,350	730,802	(250,622)	-	121,868
	580	CDBG Grant	206,096	33,838	100,000	-	-	338,030	338,030	(204,191)	-	1,904
	590	American Rescue Plan Act	-	3,681,801	-	-	-	-	-	3,681,801	-	3,681,801
Lodgers' Tax	600	LT-Promotional	2,706,532	496,978	-	-	465,778	85,803	551,582	(54,604)	-	2,651,929
	650	LT-Non Promotional	952,298	745,467	-	-	313,474	102,573	416,047	329,420	-	1,281,719
	680	LT-Discretionary	757,608	744,237	(400,000)	-	-	-	-	344,237	-	1,101,845
Enterprise Funds	700	Water & Sewer	14,968,264	7,233,673	(3,307,294)	3,326,434	1,996,630	2,212,159	7,535,223	(3,608,844)	257,311	11,616,731
	720	Solid Waste Disposal	6,873,852	4,707,647	(1,069,619)	1,434,829	1,686,194	63,825	3,184,848	453,180	229,237	7,556,269
	750	Special Museum	11,345	6,349	-	-	4,078	-	4,078	2,271	(25)	13,591
	820	NMFA-Governmental	6,318,563	22	1,101,156	-	7,313,367	-	7,313,367	(6,212,189)	-	106,374
	850	NMFA-Water & Sewer	251,926	2,813	3,320,000	-	2,516,468	-	2,516,468	806,345	-	1,058,271
	870	NMFA-Solid Waste Disposal	637,761	709	-	-	502,978	-	502,978	(502,269)	-	135,491
Agency Funds	900	Permanent W&S	8,947,138	9,683	-	-	-	-	-	9,683	-	8,956,821
	920	Municipal Court	19,865	-	-	-	-	-	-	-	10,800	30,665
	980	ELEA	31,970	103,323	-	-	47,286	-	47,286	56,037	-	88,007
		Total	95,902,893	61,792,093	(0)	31,515,772	27,012,916	5,626,525	64,155,214	(2,363,121)	502,975	94,042,747

City of Carlsbad
Ending Cash Balance
FY22-07 - January

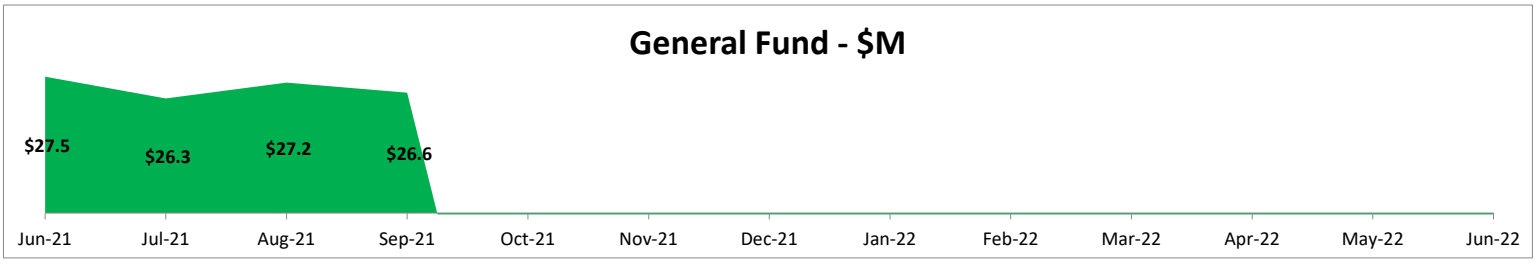

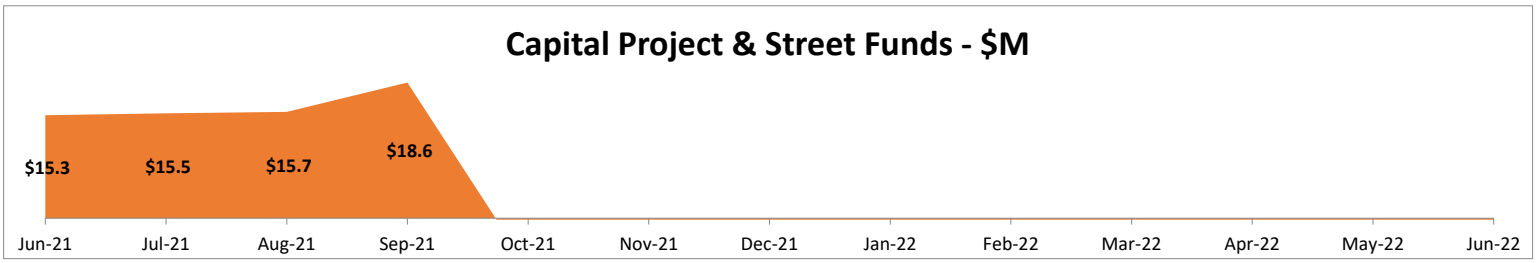

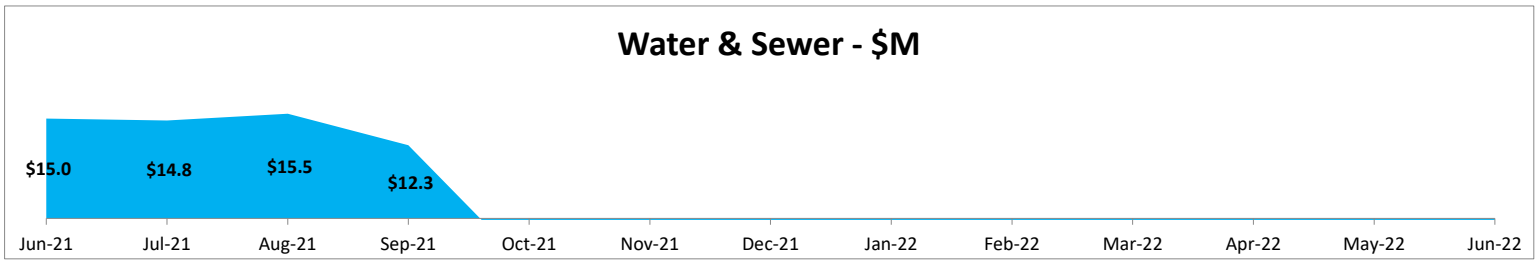

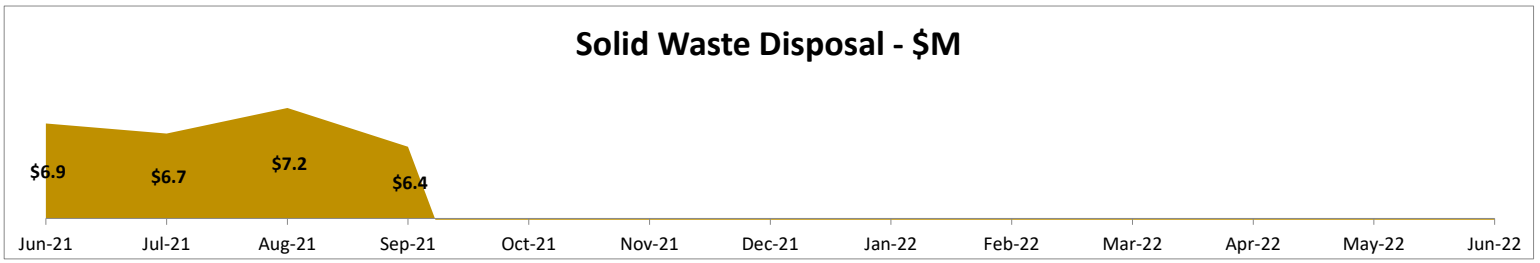

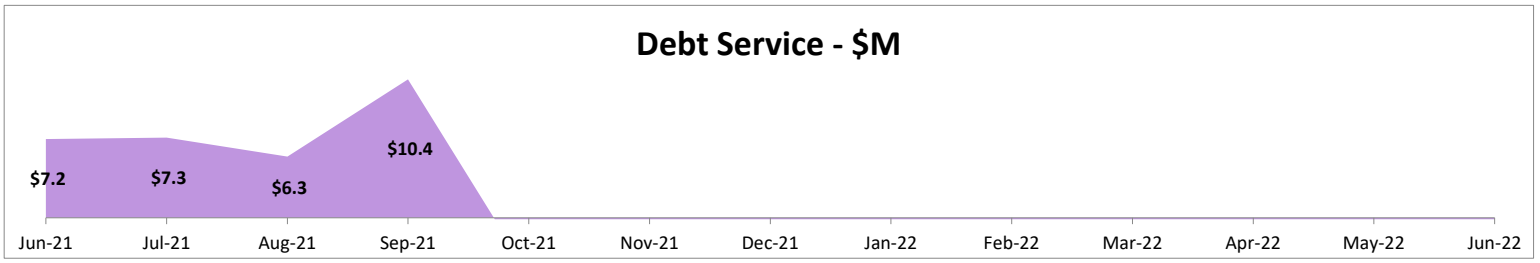

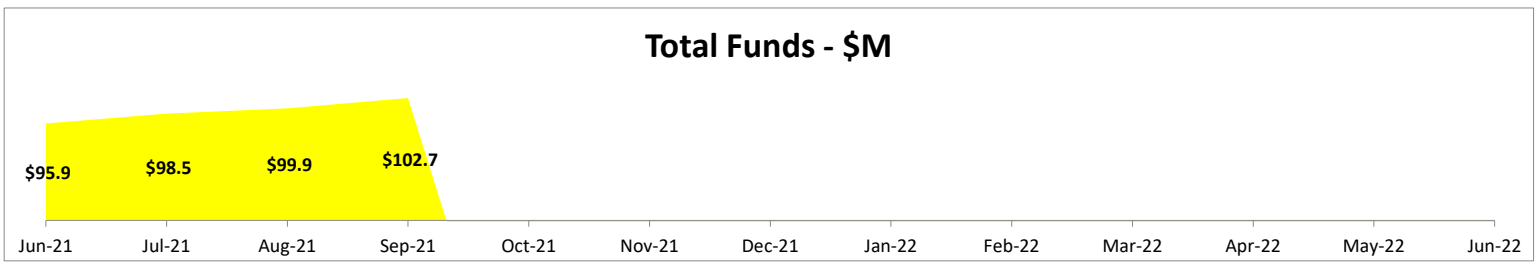

City of Carlsbad
Revenue
FY22-07 - January

	Fund	Fund Name	1 Jul-21	2 Aug-21	3 Sep-21	4 Oct-21	5 Nov-21	6 Dec-21	7 Jan-22	8 Feb-22	9 Mar-22	10 Apr-22	11 May-22	12 Jun-22	Total
General Fund	101	General Fund	3,986,551	4,681,450	5,180,347	4,024,878	5,284,771	6,007,326	4,202,764	-	-	-	-	-	33,368,085
	102	Payroll	-	-	-	-	-	-	-	-	-	-	-	-	-
Capital Funds	200	GRT Capital Outlay	290,285	352,487	378,274	295,570	391,340	404,805	203,765	-	-	-	-	-	2,316,525
	201	Capital Projects	302	6,897	36,152	304	304	271	235	-	-	-	-	-	44,467
	202	Airport Improvements	1,969	4,067	25,874	128,102	3,835	70,282	1,963	-	-	-	-	-	236,092
	220	Landfill-Reserve	-	78	112,861	76	154	1,463	106	-	-	-	-	-	114,737
	230	Landfill-Closure	-	-	-	-	-	-	-	-	-	-	-	-	-
	240	Landfill-Construction	-	-	-	-	-	-	-	-	-	-	-	-	-
Special Revenue Funds	300	Sports Complex	156,045	188,009	202,980	158,283	209,166	216,512	108,277	-	-	-	-	-	1,239,270
	320	Streets Improvement	71,532	96,692	86,447	76,085	72,041	65,410	74,297	-	-	-	-	-	542,504
	350	Local Government Correction	67,285	68,795	66,767	61,338	66,669	64,349	69,959	-	-	-	-	-	465,162
Insurance Funds	400	Disaster Preparedness	-	757	-	-	757	-	-	-	-	-	-	-	1,514
	401	Insurance	33,096	-	350	1,498	-	-	175	-	-	-	-	-	35,118
	402	Workers' Compensation	-	-	83	-	-	83	-	-	-	-	-	-	166
	420	Health Insurance	633,752	914,469	637,821	979,590	562,673	552,400	548,824	-	-	-	-	-	4,829,530
Grant Funds	500	Fire Protection	-	297,486	-	-	-	-	-	-	-	-	-	-	297,486
	501	Emergency Medical Services	-	19,892	-	-	-	-	-	-	-	-	-	-	19,892
	520	Law Enforcement Protection	-	-	70,800	-	-	-	-	-	-	-	-	-	70,800
	550	Beautification	21,914	-	-	-	-	-	-	-	-	-	-	-	21,914
	570	Municipal Transit	60,349	3,434	129,896	74,753	102,382	2,229	49,249	-	-	-	-	-	422,291
	580	CDBG Grant	-	-	33,838	-	-	-	-	-	-	-	-	-	33,838
	590	American Rescue Plan Act	3,681,801	-	-	-	-	-	-	-	-	-	-	-	3,681,801
Lodgers' Tax	600	LT-Promotional	91,382	65,180	68,934	55,265	69,281	81,222	65,714	-	-	-	-	-	496,978
	650	LT-Non Promotional	137,073	97,770	103,400	82,898	103,921	121,833	98,571	-	-	-	-	-	745,467
	680	LT-Discretionary	72,417	25,668	180,259	125,175	116,050	102,141	122,527	-	-	-	-	-	744,237
Enterprise Funds	700	Water & Sewer	1,151,674	683,600	1,258,785	948,351	1,228,876	1,096,212	866,175	-	-	-	-	-	7,233,673
	720	Solid Waste Disposal	580,567	567,866	759,720	577,332	827,437	731,105	663,620	-	-	-	-	-	4,707,647
	750	Special Museum	1,429	433	1,013	631	948	962	933	-	-	-	-	-	6,349
Debt Service Funds	800	Bonds-W&S	-	-	-	-	-	-	-	-	-	-	-	-	-
	802	Bonds-GRT Capital Outlay	-	-	-	-	-	-	-	-	-	-	-	-	-
	820	NMFA-Governmental	9	13	10	12	-	(23)	-	-	-	-	-	-	22
	850	NMFA-Water & Sewer	365	297	373	482	350	500	446	-	-	-	-	-	2,813
	870	NMFA-Solid Waste Disposal	129	130	129	134	130	57	-	-	-	-	-	-	709
Agency Funds	900	Permanent W&S	752	-	-	4,464	-	-	4,467	-	-	-	-	-	9,683
	920	Municipal Court	-	-	-	-	-	-	-	-	-	-	-	-	-
	950	WIPP Accel Impact	-	-	-	-	-	-	-	-	-	-	-	-	-
	980	ELEA	25,000	-	50,000	25,000	-	3,323	-	-	-	-	-	-	103,323
		Total	11,065,679	8,075,469	9,385,113	7,620,220	9,041,083	9,522,462	7,082,066	-	-	-	-	-	61,792,093

City of Carlsbad
Transfers
FY22-07 - January

	Fund	Fund Name	1 Jul-21	2 Aug-21	3 Sep-21	4 Oct-21	5 Nov-21	6 Dec-21	7 Jan-22	8 Feb-22	9 Mar-22	10 Apr-22	11 May-22	12 Jun-22	Total
General Fund	101	General Fund	(35,734)	(35,734)	(1,555,734)	2,066,896	(35,734)	(100,000)	-	-	-	-	-	-	303,961
	102	Payroll	-	-	-	-	-	-	-	-	-	-	-	-	-
Capital Funds	200	GRT Capital Outlay	-	-	(1,000,000)	-	-	(1,000,000)	-	-	-	-	-	-	(2,000,000)
	201	Capital Projects	-	-	-	-	-	-	-	-	-	-	-	-	-
	202	Airport Improvements	-	-	500,000	-	-	-	-	-	-	-	-	-	500,000
	220	Landfill-Reserve	-	-	111,000	-	-	-	-	-	-	-	-	-	111,000
	230	Landfill-Closure	-	-	500,000	-	-	-	-	-	-	-	-	-	500,000
	240	Landfill-Construction	-	-	500,000	-	-	-	-	-	-	-	-	-	500,000
Special Revenue Funds	300	Sports Complex	(39,645)	(39,645)	(763,909)	(7,140)	(39,645)	-	-	-	-	-	-	-	(889,983)
	320	Streets Improvement	-	-	1,800,000	-	-	1,000,000	-	-	-	-	-	-	2,800,000
	350	Local Government Correction	-	-	(400,000)	-	-	-	-	-	-	-	-	-	(400,000)
Insurance Funds	400	Disaster Preparedness	-	-	500,000	-	-	-	-	-	-	-	-	-	500,000
	401	Insurance	-	-	800,000	-	-	-	-	-	-	-	-	-	800,000
	402	Workers' Compensation	-	-	-	-	-	-	-	-	-	-	-	-	-
	420	Health Insurance	-	-	-	(2,597,111)	-	-	-	-	-	-	-	-	(2,597,111)
Grant Funds	500	Fire Protection	-	-	-	-	-	-	-	-	-	-	-	-	-
	501	Emergency Medical Services	-	-	-	-	-	-	-	-	-	-	-	-	-
	520	Law Enforcement Protection	-	-	-	-	-	-	-	-	-	-	-	-	-
	550	Beautification	-	-	70,000	-	-	-	-	-	-	-	-	-	70,000
	570	Municipal Transit	-	-	-	57,889	-	-	-	-	-	-	-	-	57,889
	580	CDBG Grant	-	-	-	-	-	100,000	-	-	-	-	-	-	100,000
	590	American Rescue Plan Act	-	-	-	-	-	-	-	-	-	-	-	-	-
Lodgers' Tax	600	LT-Promotional	-	-	-	-	-	-	-	-	-	-	-	-	-
	650	LT-Non Promotional	-	-	-	-	-	-	-	-	-	-	-	-	-
	680	LT-Discretionary	-	-	(400,000)	-	-	-	-	-	-	-	-	-	(400,000)
Enterprise Funds	700	Water & Sewer	-	-	(3,608,000)	300,706	-	-	-	-	-	-	-	-	(3,307,294)
	720	Solid Waste Disposal	-	-	(1,173,000)	103,381	-	-	-	-	-	-	-	-	(1,069,619)
	750	Special Museum	-	-	-	-	-	-	-	-	-	-	-	-	-
Debt Service Funds	800	Bonds-W&S	-	-	-	-	-	-	-	-	-	-	-	-	-
	802	Bonds-GRT Capital Outlay	-	-	-	-	-	-	-	-	-	-	-	-	-
	820	NMFA-Governmental	75,378	75,378	799,642	75,378	75,378	-	-	-	-	-	-	-	1,101,156
	850	NMFA-Water & Sewer	-	-	3,320,000	-	-	-	-	-	-	-	-	-	3,320,000
	870	NMFA-Solid Waste Disposal	-	-	-	-	-	-	-	-	-	-	-	-	-
Agency Funds	900	Permanent W&S	-	-	-	-	-	-	-	-	-	-	-	-	-
	920	Municipal Court	-	-	-	-	-	-	-	-	-	-	-	-	-
	950	WIPP Accel Impact	-	-	-	-	-	-	-	-	-	-	-	-	-
	980	ELEA	-	-	-	-	-	-	-	-	-	-	-	-	-
		Total	-	-	-	(0)	-	-	-	-	-	-	-	-	(0)

City of Carlsbad
Labor
FY22-07 - January

	Fund	Fund Name	1 Jul-21	2 Aug-21	3 Sep-21	4 Oct-21	5 Nov-21	6 Dec-21	7 Jan-22	8 Feb-22	9 Mar-22	10 Apr-22	11 May-22	12 Jun-22	Total
General Fund	101	General Fund	4,476,236	3,063,445	3,065,987	4,693,415	3,060,030	4,369,985	2,966,112	-	-	-	-	-	25,695,208
	102	Payroll	-	-	-	-	-	-	-	-	-	-	-	-	-
Capital Funds	200	GRT Capital Outlay	-	-	-	-	-	-	-	-	-	-	-	-	-
	201	Capital Projects	-	-	-	-	-	-	-	-	-	-	-	-	-
	202	Airport Improvements	-	-	-	-	-	-	-	-	-	-	-	-	-
	220	Landfill-Reserve	-	-	-	-	-	-	-	-	-	-	-	-	-
	230	Landfill-Closure	-	-	-	-	-	-	-	-	-	-	-	-	-
	240	Landfill-Construction	-	-	-	-	-	-	-	-	-	-	-	-	-
Special Revenue Funds	300	Sports Complex	74,482	49,639	48,639	79,005	49,093	65,563	65,618	-	-	-	-	-	432,040
	320	Streets Improvement	-	-	-	-	-	-	-	-	-	-	-	-	-
	350	Local Government Correction	-	-	-	-	-	-	-	-	-	-	-	-	-
Insurance Funds	400	Disaster Preparedness	-	-	-	-	-	-	-	-	-	-	-	-	-
	401	Insurance	-	-	-	-	-	-	-	-	-	-	-	-	-
	402	Workers' Compensation	-	-	-	-	-	-	-	-	-	-	-	-	-
	420	Health Insurance	-	-	-	-	-	-	-	-	-	-	-	-	-
Grant Funds	500	Fire Protection	-	-	-	-	-	-	-	-	-	-	-	-	-
	501	Emergency Medical Services	-	-	-	-	-	-	-	-	-	-	-	-	-
	520	Law Enforcement Protection	-	-	-	-	-	-	-	-	-	-	-	-	-
	550	Beautification	-	-	-	-	-	-	-	-	-	-	-	-	-
	570	Municipal Transit	104,662	72,739	75,271	120,744	72,978	105,852	75,013	-	-	-	-	-	627,260
	580	CDBG Grant	-	-	-	-	-	-	-	-	-	-	-	-	-
	590	American Rescue Plan Act													
Lodgers' Tax	600	LT-Promotional	-	-	-	-	-	-	-	-	-	-	-	-	-
	650	LT-Non Promotional	-	-	-	-	-	-	-	-	-	-	-	-	-
	680	LT-Discretionary	-	-	-	-	-	-	-	-	-	-	-	-	-
Enterprise Funds	700	Water & Sewer	548,773	391,628	397,629	639,243	393,005	556,579	399,577	-	-	-	-	-	3,326,434
	720	Solid Waste Disposal	234,999	165,978	171,375	252,570	176,261	261,281	172,366	-	-	-	-	-	1,434,829
	750	Special Museum	-	-	-	-	-	-	-	-	-	-	-	-	-
Debt Service Funds	800	Bonds-W&S	-	-	-	-	-	-	-	-	-	-	-	-	-
	802	Bonds-GRT Capital Outlay	-	-	-	-	-	-	-	-	-	-	-	-	-
	820	NMFA-Governmental	-	-	-	-	-	-	-	-	-	-	-	-	-
	850	NMFA-Water & Sewer	-	-	-	-	-	-	-	-	-	-	-	-	-
	870	NMFA-Solid Waste Disposal	-	-	-	-	-	-	-	-	-	-	-	-	-
Agency Funds	900	Permanent W&S	-	-	-	-	-	-	-	-	-	-	-	-	-
	920	Municipal Court	-	-	-	-	-	-	-	-	-	-	-	-	-
	950	WIPP Accel Impact	-	-	-	-	-	-	-	-	-	-	-	-	-
	980	ELEA	-	-	-	-	-	-	-	-	-	-	-	-	-
		Total	5,439,153	3,743,429	3,758,900	5,784,977	3,751,366	5,359,261	3,678,686	-	-	-	-	-	31,515,772

City of Carlsbad
Operations
FY22-07 - January

	Fund	Fund Name	1 Jul-21	2 Aug-21	3 Sep-21	4 Oct-21	5 Nov-21	6 Dec-21	7 Jan-22	8 Feb-22	9 Mar-22	10 Apr-22	11 May-22	12 Jun-22	Total
General Fund	101	General Fund	691,876	543,596	736,885	1,005,590	1,391,535	865,856	888,110	-	-	-	-	-	6,123,448
	102	Payroll	-	-	-	-	-	-	-	-	-	-	-	-	-
Capital Funds	200	GRT Capital Outlay	11,174	13,657	15,174	11,991	15,792	16,148	9,311	-	-	-	-	-	93,247
	201	Capital Projects	-	-	-	-	-	-	-	-	-	-	-	-	-
	202	Airport Improvements	-	-	-	55,170	2,140	3,202	-	-	-	-	-	-	60,511
	220	Landfill-Reserve	-	-	-	-	-	-	-	-	-	-	-	-	-
	230	Landfill-Closure	6,159	-	-	11,321	3,079	3,079	12,849	-	-	-	-	-	36,487
	240	Landfill-Construction	-	-	-	-	-	-	-	-	-	-	-	-	-
Special Revenue Funds	300	Sports Complex	27,364	12,390	21,000	57,069	138,335	50,616	37,692	-	-	-	-	-	344,467
	320	Streets Improvement	1,940	-	-	-	1,258	783	-	-	-	-	-	-	3,981
	350	Local Government Correction	-	-	-	-	-	-	-	-	-	-	-	-	-
Insurance Funds	400	Disaster Preparedness	-	-	-	-	-	-	-	-	-	-	-	-	-
	401	Insurance	27,150	703,714	1,146	3,330	13,150	9,652	32,099	-	-	-	-	-	790,241
	402	Workers' Compensation	22,123	21,916	15,919	17,080	67,956	34,273	218,087	-	-	-	-	-	397,353
	420	Health Insurance	929,451	318,582	689,370	279,365	1,125,138	408,101	402,064	-	-	-	-	-	4,152,070
Grant Funds	500	Fire Protection	-	-	-	-	-	-	-	-	-	-	-	-	-
	501	Emergency Medical Services	-	-	-	-	-	-	-	-	-	-	-	-	-
	520	Law Enforcement Protection	-	2,301	6,155	4,894	8,701	7,795	2,134	-	-	-	-	-	31,979
	550	Beautification	-	3,897	10,514	6,587	15,623	7,532	3,534	-	-	-	-	-	47,687
	570	Municipal Transit	8,475	7,182	9,267	16,668	16,489	12,882	14,230	-	-	-	-	-	85,192
	580	CDBG Grant	-	-	-	-	-	-	-	-	-	-	-	-	-
	590	American Rescue Plan Act	-	-	-	-	-	-	-	-	-	-	-	-	-
Lodgers' Tax	600	LT-Promotional	46,744	43,192	17,178	84,843	102,124	59,493	112,203	-	-	-	-	-	465,778
	650	LT-Non Promotional	34,725	27,742	26,391	55,708	41,373	99,670	27,866	-	-	-	-	-	313,474
	680	LT-Discretionary	-	-	-	-	-	-	-	-	-	-	-	-	-
Enterprise Funds	700	Water & Sewer	193,981	200,074	187,196	338,805	487,777	286,620	302,176	-	-	-	-	-	1,996,630
	720	Solid Waste Disposal	525,011	42,991	127,599	72,051	676,794	144,634	97,112	-	-	-	-	-	1,686,194
	750	Special Museum	35	13	414	449	1,377	907	883	-	-	-	-	-	4,078
Debt Service Funds	800	Bonds-W&S	-	-	-	-	-	-	-	-	-	-	-	-	-
	802	Bonds-GRT Capital Outlay	-	-	-	-	-	-	-	-	-	-	-	-	-
	820	NMFA-Governmental	-	-	-	-	47,585	7,265,782	-	-	-	-	-	-	7,313,367
	850	NMFA-Water & Sewer	-	1,090,387	-	-	130,494	1,295,586	-	-	-	-	-	-	2,516,468
	870	NMFA-Solid Waste Disposal	-	-	-	-	4,135	498,843	-	-	-	-	-	-	502,978
Agency Funds	900	Permanent W&S	-	-	-	-	-	-	-	-	-	-	-	-	-
	920	Municipal Court	-	-	-	-	-	-	-	-	-	-	-	-	-
	950	WIPP Accel Impact	-	-	-	-	-	-	-	-	-	-	-	-	-
	980	ELEA	4,880	5,376	8,753	7,001	4,880	4,922	11,476	-	-	-	-	-	47,286
		Total	2,531,086	3,037,009	1,872,962	2,027,920	4,295,736	#########	2,171,828	-	-	-	-	-	27,012,916

City of Carlsbad
Capital
FY22-07 - January

	Fund	Fund Name	1 Jul-21	2 Aug-21	3 Sep-21	4 Oct-21	5 Nov-21	6 Dec-21	7 Jan-22	8 Feb-22	9 Mar-22	10 Apr-22	11 May-22	12 Jun-22	Total
General Fund	101	General Fund	67,928	67,112	351,560	130,609	(84,188)	71,264	87,000	-	-	-	-	-	691,285
	102	Payroll	-	-	-	-	-	-	-	-	-	-	-	-	-
Capital Funds	200	GRT Capital Outlay	3,648	-	87,818	-	67,903	4,588	8,721	-	-	-	-	-	172,678
	201	Capital Projects	72,570	5,715	6,869	5,427	7,064	5,168	39,519	-	-	-	-	-	142,332
	202	Airport Improvements	-	46,561	-	-	238,535	-	-	-	-	-	-	-	285,097
	220	Landfill-Reserve	-	-	-	-	-	-	-	-	-	-	-	-	-
	230	Landfill-Closure	-	-	-	-	-	-	-	-	-	-	-	-	-
	240	Landfill-Construction	-	-	-	-	-	-	-	-	-	-	-	-	-
Special Revenue Funds	300	Sports Complex	-	-	-	-	-	-	-	-	-	-	-	-	-
	320	Streets Improvement	47,070	212,406	13,025	153,288	554,198	68,868	427,004	-	-	-	-	-	1,475,860
	350	Local Government Correction	-	-	-	-	-	-	-	-	-	-	-	-	-
Insurance Funds	400	Disaster Preparedness	-	-	-	-	-	-	-	-	-	-	-	-	-
	401	Insurance	-	-	-	-	-	-	-	-	-	-	-	-	-
	402	Workers' Compensation	-	-	-	-	-	-	-	-	-	-	-	-	-
	420	Health Insurance	-	-	-	-	-	-	-	-	-	-	-	-	-
Grant Funds	500	Fire Protection	-	-	-	-	-	-	-	-	-	-	-	-	-
	501	Emergency Medical Services	-	-	-	-	18,620	-	19,915	-	-	-	-	-	38,535
	520	Law Enforcement Protection	-	-	-	-	-	-	-	-	-	-	-	-	-
	550	Beautification	-	-	-	-	-	-	-	-	-	-	-	-	-
	570	Municipal Transit	-	-	-	12,036	-	6,313	-	-	-	-	-	-	18,350
	580	CDBG Grant	19,467	-	154,084	-	101,862	-	62,616	-	-	-	-	-	338,030
	590	American Rescue Plan Act	-	-	-	-	-	-	-	-	-	-	-	-	-
Lodgers' Tax	600	LT-Promotional	-	84,740	-	-	-	-	1,064	-	-	-	-	-	85,803
	650	LT-Non Promotional	7,529	-	30,847	17,744	3,256	29,283	13,913	-	-	-	-	-	102,573
	680	LT-Discretionary	-	-	-	-	-	-	-	-	-	-	-	-	-
Enterprise Funds	700	Water & Sewer	679,003	5,162	163,977	787,371	274,068	209,379	93,200	-	-	-	-	-	2,212,159
	720	Solid Waste Disposal	63,825	-	-	-	-	-	-	-	-	-	-	-	63,825
	750	Special Museum	-	-	-	-	-	-	-	-	-	-	-	-	-
Debt Service Funds	800	Bonds-W&S	-	-	-	-	-	-	-	-	-	-	-	-	-
	802	Bonds-GRT Capital Outlay	-	-	-	-	-	-	-	-	-	-	-	-	-
	820	NMFA-Governmental	-	-	-	-	-	-	-	-	-	-	-	-	-
	850	NMFA-Water & Sewer	-	-	-	-	-	-	-	-	-	-	-	-	-
	870	NMFA-Solid Waste Disposal	-	-	-	-	-	-	-	-	-	-	-	-	-
Agency Funds	900	Permanent W&S	-	-	-	-	-	-	-	-	-	-	-	-	-
	920	Municipal Court	-	-	-	-	-	-	-	-	-	-	-	-	-
	950	WIPP Accel Impact	-	-	-	-	-	-	-	-	-	-	-	-	-
	980	ELEA	-	-	-	-	-	-	-	-	-	-	-	-	-
		Total	961,041	421,696	808,180	1,106,474	1,181,319	394,864	752,952	-	-	-	-	-	5,626,525

City of Carlsbad
Total Costs
FY22-07 - January

	Fund	Fund Name	1 Jul-21	2 Aug-21	3 Sep-21	4 Oct-21	5 Nov-21	6 Dec-21	7 Jan-22	8 Feb-22	9 Mar-22	10 Apr-22	11 May-22	12 Jun-22	Total
General Fund	101	General Fund	5,236,040	3,674,153	4,154,431	5,829,613	4,367,377	5,307,105	3,941,222	-	-	-	-	-	32,509,941
	102	Payroll	-	-	-	-	-	-	-	-	-	-	-	-	-
Capital Funds	200	GRT Capital Outlay	14,822	13,657	102,992	11,991	83,695	20,736	18,032	-	-	-	-	-	265,924
	201	Capital Projects	72,570	5,715	6,869	5,427	7,064	5,168	39,519	-	-	-	-	-	142,332
	202	Airport Improvements	-	46,561	-	55,170	240,675	3,202	-	-	-	-	-	-	345,608
	220	Landfill-Reserve	-	-	-	-	-	-	-	-	-	-	-	-	-
	230	Landfill-Closure	6,159	-	-	11,321	3,079	3,079	12,849	-	-	-	-	-	36,487
	240	Landfill-Construction	-	-	-	-	-	-	-	-	-	-	-	-	-
Special Revenue Funds	300	Sports Complex	101,847	62,029	69,640	136,074	187,427	116,179	103,310	-	-	-	-	-	776,507
	320	Streets Improvement	49,010	212,406	13,025	153,288	555,456	69,651	427,004	-	-	-	-	-	1,479,841
	350	Local Government Correction	-	-	-	-	-	-	-	-	-	-	-	-	-
Insurance Funds	400	Disaster Preparedness	-	-	-	-	-	-	-	-	-	-	-	-	-
	401	Insurance	27,150	703,714	1,146	3,330	13,150	9,652	32,099	-	-	-	-	-	790,241
	402	Workers' Compensation	22,123	21,916	15,919	17,080	67,956	34,273	218,087	-	-	-	-	-	397,353
	420	Health Insurance	929,451	318,582	689,370	279,365	1,125,138	408,101	402,064	-	-	-	-	-	4,152,070
Grant Funds	500	Fire Protection	-	-	-	-	-	-	-	-	-	-	-	-	-
	501	Emergency Medical Services	-	-	-	-	18,620	-	19,915	-	-	-	-	-	38,535
	520	Law Enforcement Protection	-	2,301	6,155	4,894	8,701	7,795	2,134	-	-	-	-	-	31,979
	550	Beautification	-	3,897	10,514	6,587	15,623	7,532	3,534	-	-	-	-	-	47,687
	570	Municipal Transit	113,137	79,921	84,537	149,449	89,467	125,047	89,244	-	-	-	-	-	730,802
	580	CDBG Grant	19,467	-	154,084	-	101,862	-	62,616	-	-	-	-	-	338,030
	590	American Rescue Plan Act													-
Lodgers' Tax	600	LT-Promotional	46,744	127,932	17,178	84,843	102,124	59,493	113,267	-	-	-	-	-	551,582
	650	LT-Non Promotional	42,254	27,742	57,238	73,452	44,629	128,953	41,779	-	-	-	-	-	416,047
	680	LT-Discretionary	-	-	-	-	-	-	-	-	-	-	-	-	-
Enterprise Funds	700	Water & Sewer	1,421,757	596,864	748,802	1,765,418	1,154,851	1,052,578	794,953	-	-	-	-	-	7,535,223
	720	Solid Waste Disposal	823,835	208,969	298,974	324,621	853,055	405,915	269,478	-	-	-	-	-	3,184,848
	750	Special Museum	35	13	414	449	1,377	907	883	-	-	-	-	-	4,078
Debt Service Funds	800	Bonds-W&S	-	-	-	-	-	-	-	-	-	-	-	-	-
	802	Bonds-GRT Capital Outlay	-	-	-	-	-	-	-	-	-	-	-	-	-
	820	NMFA-Governmental	-	-	-	-	47,585	7,265,782	-	-	-	-	-	-	7,313,367
	850	NMFA-Water & Sewer	-	1,090,387	-	-	130,494	1,295,586	-	-	-	-	-	-	2,516,468
	870	NMFA-Solid Waste Disposal	-	-	-	-	4,135	498,843	-	-	-	-	-	-	502,978
Agency Funds	900	Permanent W&S	-	-	-	-	-	-	-	-	-	-	-	-	-
	920	Municipal Court	-	-	-	-	-	-	-	-	-	-	-	-	-
	950	WIPP Accel Impact	-	-	-	-	-	-	-	-	-	-	-	-	-
	980	ELEA	4,880	5,376	8,753	7,001	4,880	4,922	11,476	-	-	-	-	-	47,286
		Total	8,931,280	7,202,135	6,440,041	8,919,372	9,228,421	##########	6,603,466	-	-	-	-	-	64,155,214

City of Carlsbad
Net Change in Fund
FY22-07 - January

	Fund	Fund Name	1 Jul-21	2 Aug-21	3 Sep-21	4 Oct-21	5 Nov-21	6 Dec-21	7 Jan-22	8 Feb-22	9 Mar-22	10 Apr-22	11 May-22	12 Jun-22	Total
General Fund	101	General Fund	(1,285,224)	971,563	(529,818)	262,161	881,660	600,221	261,542	-	-	-	-	-	1,162,105
	102	Payroll	-	-	-	-	-	-	-	-	-	-	-	-	-
Capital Funds	200	GRT Capital Outlay	275,464	338,830	(724,718)	283,579	307,645	(615,931)	185,733	-	-	-	-	-	50,601
	201	Capital Projects	(72,268)	1,182	29,283	(5,122)	(6,760)	(4,896)	(39,284)	-	-	-	-	-	(97,865)
	202	Airport Improvements	1,969	(42,494)	525,874	72,933	(236,841)	67,080	1,963	-	-	-	-	-	390,484
	220	Landfill-Reserve	-	78	223,861	76	154	1,463	106	-	-	-	-	-	225,737
	230	Landfill-Closure	(6,159)	-	500,000	(11,321)	(3,079)	(3,079)	(12,849)	-	-	-	-	-	463,513
	240	Landfill-Construction	-	-	500,000	-	-	-	-	-	-	-	-	-	500,000
Special Revenue Funds	300	Sports Complex	14,554	86,335	(630,569)	15,069	(17,906)	100,332	4,966	-	-	-	-	-	(427,219)
	320	Streets Improvement	22,523	(115,715)	1,873,422	(77,203)	(483,415)	995,759	(352,707)	-	-	-	-	-	1,862,663
	350	Local Government Correction	67,285	68,795	(333,233)	61,338	66,669	64,349	69,959	-	-	-	-	-	65,162
Insurance Funds	400	Disaster Preparedness	-	757	500,000	-	757	-	-	-	-	-	-	-	501,514
	401	Insurance	5,946	(703,714)	799,203	(1,832)	(13,150)	(9,652)	(31,925)	-	-	-	-	-	44,877
	402	Workers' Compensation	(22,123)	(21,916)	(15,836)	(17,080)	(67,956)	(34,190)	(218,087)	-	-	-	-	-	(397,187)
	420	Health Insurance	(295,699)	595,887	(51,549)	(1,896,886)	(562,465)	144,299	146,761	-	-	-	-	-	(1,919,652)
Grant Funds	500	Fire Protection	-	297,486	-	-	-	-	-	-	-	-	-	-	297,486
	501	Emergency Medical Services	-	19,892	-	-	(18,620)	-	(19,915)	-	-	-	-	-	(18,643)
	520	Law Enforcement Protection	-	(2,301)	64,645	(4,894)	(8,701)	(7,795)	(2,134)	-	-	-	-	-	38,821
	550	Beautification	21,914	(3,897)	59,486	(6,587)	(15,623)	(7,532)	(3,534)	-	-	-	-	-	44,227
	570	Municipal Transit	(52,788)	(76,487)	45,358	(16,806)	12,914	(122,818)	(39,995)	-	-	-	-	-	(250,622)
	580	CDBG Grant	(19,467)	-	(120,245)	-	(101,862)	100,000	(62,616)	-	-	-	-	-	(204,191)
	590	American Rescue Plan Act	3,681,801	-	-	-	-	-	-	-	-	-	-	-	3,681,801
Lodgers' Tax	600	LT-Promotional	44,638	(62,752)	51,755	(29,578)	(32,843)	21,729	(47,553)	-	-	-	-	-	(54,604)
	650	LT-Non Promotional	94,819	70,028	46,163	9,445	59,292	(7,120)	56,792	-	-	-	-	-	329,420
	680	LT-Discretionary	72,417	25,668	(219,741)	125,175	116,050	102,141	122,527	-	-	-	-	-	344,237
Enterprise Funds	700	Water & Sewer	(270,083)	86,736	(3,098,018)	(516,362)	74,026	43,634	71,222	-	-	-	-	-	(3,608,844)
	720	Solid Waste Disposal	(243,269)	358,897	(712,254)	356,092	(25,618)	325,190	394,142	-	-	-	-	-	453,180
	750	Special Museum	1,394	420	599	182	(430)	55	50	-	-	-	-	-	2,271
Debt Service Funds	800	Bonds-W&S	-	-	-	-	-	-	-	-	-	-	-	-	-
	802	Bonds-GRT Capital Outlay	-	-	-	-	-	-	-	-	-	-	-	-	-
	820	NMFA-Governmental	75,388	75,391	799,653	75,391	27,793	########	-	-	-	-	-	-	(6,212,189)
	850	NMFA-Water & Sewer	365	(1,090,090)	3,320,373	482	(130,144)	########	446	-	-	-	-	-	806,345
	870	NMFA-Solid Waste Disposal	129	130	129	134	(4,006)	(498,786)	-	-	-	-	-	-	(502,269)
Agency Funds	900	Permanent W&S	752	-	-	4,464	-	-	4,467	-	-	-	-	-	9,683
	920	Municipal Court	-	-	-	-	-	-	-	-	-	-	-	-	-
	950	WIPP Accel Impact	-	-	-	-	-	-	-	-	-	-	-	-	-
	980	ELEA	20,120	(5,376)	41,247	17,999	(4,880)	(1,599)	(11,476)	-	-	-	-	-	56,037
		Total	2,134,399	873,335	2,945,072	(1,299,152)	(187,338)	########	478,600	-	-	-	-	-	(2,363,121)

3. Revenues

The City of Carlsbad
Revenue by Fund
FY22-07 Jan

	Fund	Fund	% of Total Revenue	July - January Actual	Adj Bud	Fav(Unfav)	Total FY Budget	FY Target 58%
General Fund	101	General Fund	54.0%	33,368,085	30,128,821	3,239,264	51,649,407	65%
	102	Payroll	0.0%	-	-	-	-	
Captial Funds	200	GRT Capital Outlay	3.7%	2,316,525	1,960,000	356,525	3,360,000	69%
	201	Capital Projects	0.1%	44,467	466,725	(422,258)	800,100	6%
	202	Airport Improvements	0.4%	236,092	197,808	38,284	339,100	70%
	220	Landfill-Reserve	0.2%	114,737	84,583	30,154	145,000	79%
	230	Landfill-Closure	0.0%	-	-	-	-	
	240	Landfill-Construction	0.0%	-	-	-	-	
Special Revenue Funds	300	Sports Complex	2.0%	1,239,270	1,272,833	(33,563)	2,182,000	57%
	320	Streets Improvement	0.9%	542,504	760,487	(217,983)	1,303,692	42%
	350	Local Government Correction	0.8%	465,162	443,333	21,829	760,000	61%
Insurance Funds	400	Disaster Preparedness	0.0%	1,514	-	1,514	-	
	401	Insurance	0.1%	35,118	-	35,118	-	
	402	Workers' Compensation	0.0%	166	2,917	(2,751)	5,000	3%
	420	Health Insurance	7.8%	4,829,530	3,850,000	979,530	6,600,000	73%
Grant Funds	500	Fire Protection	0.5%	297,486	285,833	11,653	490,000	61%
	501	Emergency Medical Services	0.0%	19,892	11,667	8,225	20,000	99%
	520	Law Enforcement Protection	0.1%	70,800	41,300	29,500	70,800	100%
	550	Beautification	0.0%	21,914	20,752	1,162	35,575	62%
	570	Municipal Transit	0.7%	422,291	1,629,575	(1,207,284)	2,793,557	15%
	580	CDBG Grant	0.1%	33,838	225,577	(191,739)	386,704	9%
	590	American Rescue Plan Act	6.0%	3,681,801	4,295,435	(613,634)	7,363,602	50%
Lodgers' Tax	600	LT-Promotional	0.8%	496,978	345,917	151,061	593,000	84%
	650	LT-Non Promotional	1.2%	745,467	519,167	226,300	890,000	84%
	680	LT-Discretionary	1.2%	744,237	226,917	517,320	389,000	191%
Enterprise Funds	700	Water & Sewer	11.7%	7,233,673	10,325,234	(3,091,561)	17,700,401	41%
	720	Solid Waste Disposal	7.6%	4,707,647	4,524,917	182,730	7,757,000	61%
	750	Special Museum	0.0%	6,349	-	6,349	-	
Debt Service Funds	820	NMFA-Governmental	0.0%	22	-	22	-	
	850	NMFA-Water & Sewer	0.0%	2,813	4,667	(1,853)	8,000	35%
	870	NMFA-Solid Waste Disposal	0.0%	709	583	126	1,000	71%
Agency Funds	900	Permanent W&S	0.0%	9,683	29,750	(20,067)	51,000	19%
	920	Municipal Court	0.0%	-	-	-	-	
	950	WIPP Accel Impact	0.0%	-	-	-	-	
	980	ELEA	0.2%	103,323	64,750	38,573	111,000	93%
			100.0%	61,792,093	61,719,547	72,545	105,804,938	58%

The City of Carlsbad
Revenue by Select Funds and Categories
FY22-07 Jan

No	Fund / Category	July - January Actual	July - January Adj Bud	July - January Fav(Unfav)	Total FY Budget	FY Target 58%
101	**GENERAL FUND**					
	Gross Receipts Tax	28,268,637	25,655,863	2,612,775	43,981,479	64%
	Property Tax	2,442,695	2,094,167	348,528	3,590,000	68%
	Franchise Tax	522,119	484,750	37,369	831,000	63%
	Ambulance Service	486,291	410,083	76,207	703,000	69%
	County	-	291,667	(291,667)	500,000	0%
	Golf Green Fees & Cart Permits	442,035	194,250	247,785	333,000	133%
	Permits, Registrations and Business, Liquor, Pet License	132,575	134,167	(1,592)	230,000	58%
	Misc. Revenues	122,582	109,083	13,499	187,000	66%
	Grants	296,527	416,166	(119,640)	713,428	42%
	Fees	230,330	56,000	174,330	96,000	240%
	Cemetery	136,110	121,333	14,777	208,000	65%
	Water Park	92,126	50,750	41,376	87,000	106%
	Misc. Contracts & Leases	84,519	46,667	37,853	80,000	106%
	Donations	110,025	63,875	46,150	109,500	100%
		33,366,571	30,128,821	3,237,750	51,649,407	65%
320	**Streets Improvement**					
	Gasoline Tax	465,542	298,083	167,459	511,000	91%
	Auto License	66,423	35,583	30,840	61,000	109%
	State Legilative Grant	6,204	-	6,204	-	
	Misc.	4,335	1,750	2,585	3,000	145%
		542,504	335,417	207,087	575,000	94%
350	**LOCAL GOVERNMENT CORRECTION**					
	Local Correction Fees (Tickets, Fees, etc.)	465,162	443,333	21,829	760,000	61%
		465,162	443,333	21,829	760,000	61%
600, 650, 680	**LODGERS TAX**					
	LT - Promotional (600)	496,978	345,917	151,061	593,000	84%
	LT - Non Promotional (650)	745,467	519,167	226,300	890,000	84%
	LT - Discretionary (680)	744,206	226,917	517,290	389,000	191%
		1,986,651	1,092,000	894,651	1,872,000	106%
700	**WATER & SEWER**					
	Water	3,204,016	3,558,333	(354,318)	6,100,000	53%
	Sewer Services	2,910,865	2,858,333	52,532	4,900,000	59%
	Septage Services	322,900	466,667	(143,767)	800,000	40%
	Effluent Contract	960	211,750	(210,790)	363,000	0%
	Double Eagle Water	675,409	583,333	92,076	1,000,000	68%
	Misc. Revenues	117,723	2,591,984	(2,474,261)	4,443,401	3%
	Late & Reconnect Fees	1,800	54,833	(53,033)	94,000	2%
		7,233,673	10,325,234	(3,091,561)	17,700,401	41%
720	**LANDFILL & SOLID WASTE DISPOSAL**					
	Solid Waste Disposal Services	4,079,916	3,966,667	113,250	6,800,000	60%
	Gross Receipts Tax (Environmental)	617,094	558,250	58,844	957,000	64%
	County Share of Costs	-	-	-	-	
	Misc. Revenues	10,637	-	10,637	-	
		4,707,647	4,524,917	182,730	7,757,000	61%

The City of Carlsbad
Total Revenues
FY22-07 Jan

Total Revenues - $Ms: $61.8

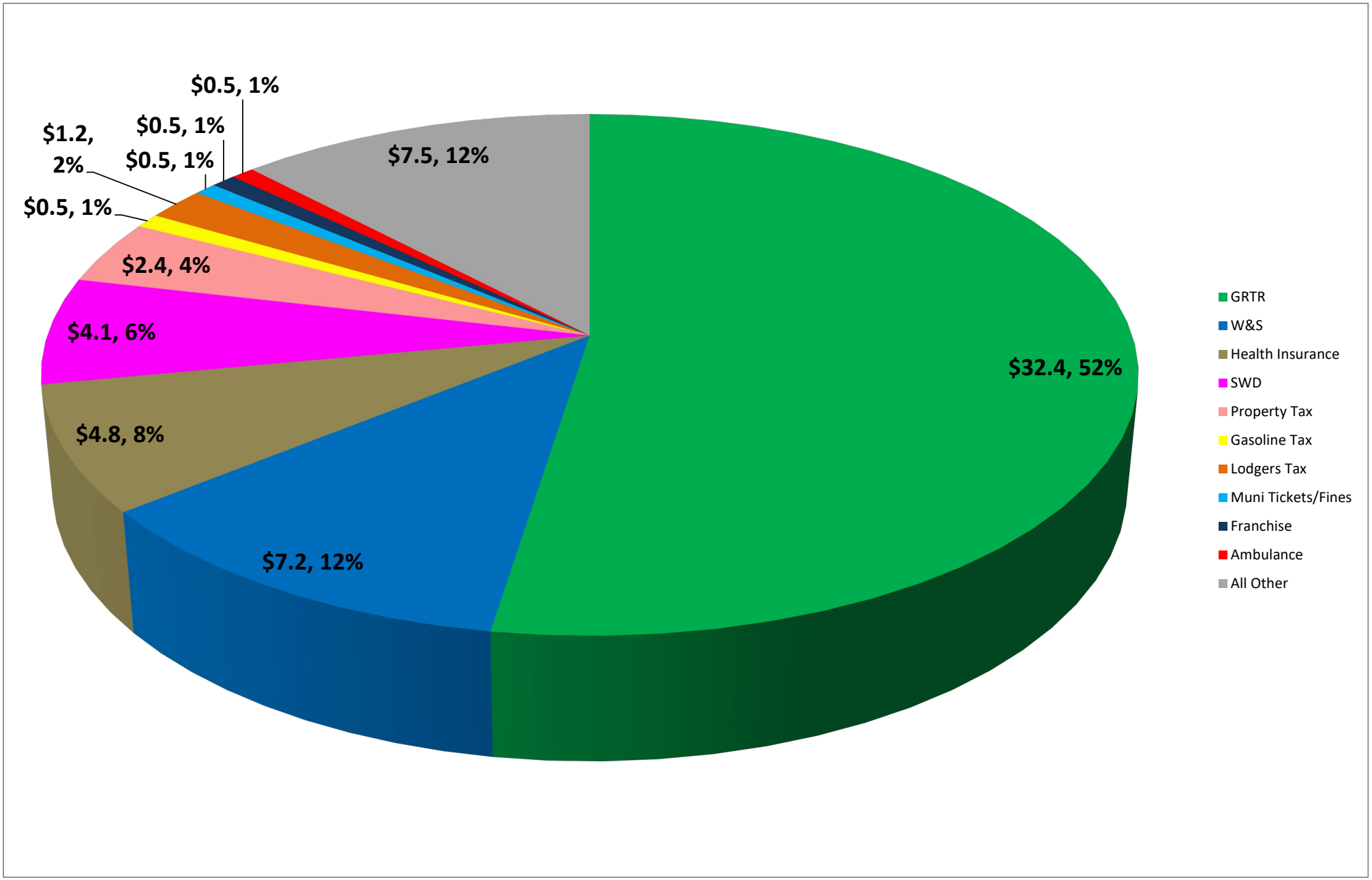

The City of Carlsbad
Total Revenues
FY22-07 Jan

Total Revenues - $Ms: $61.8

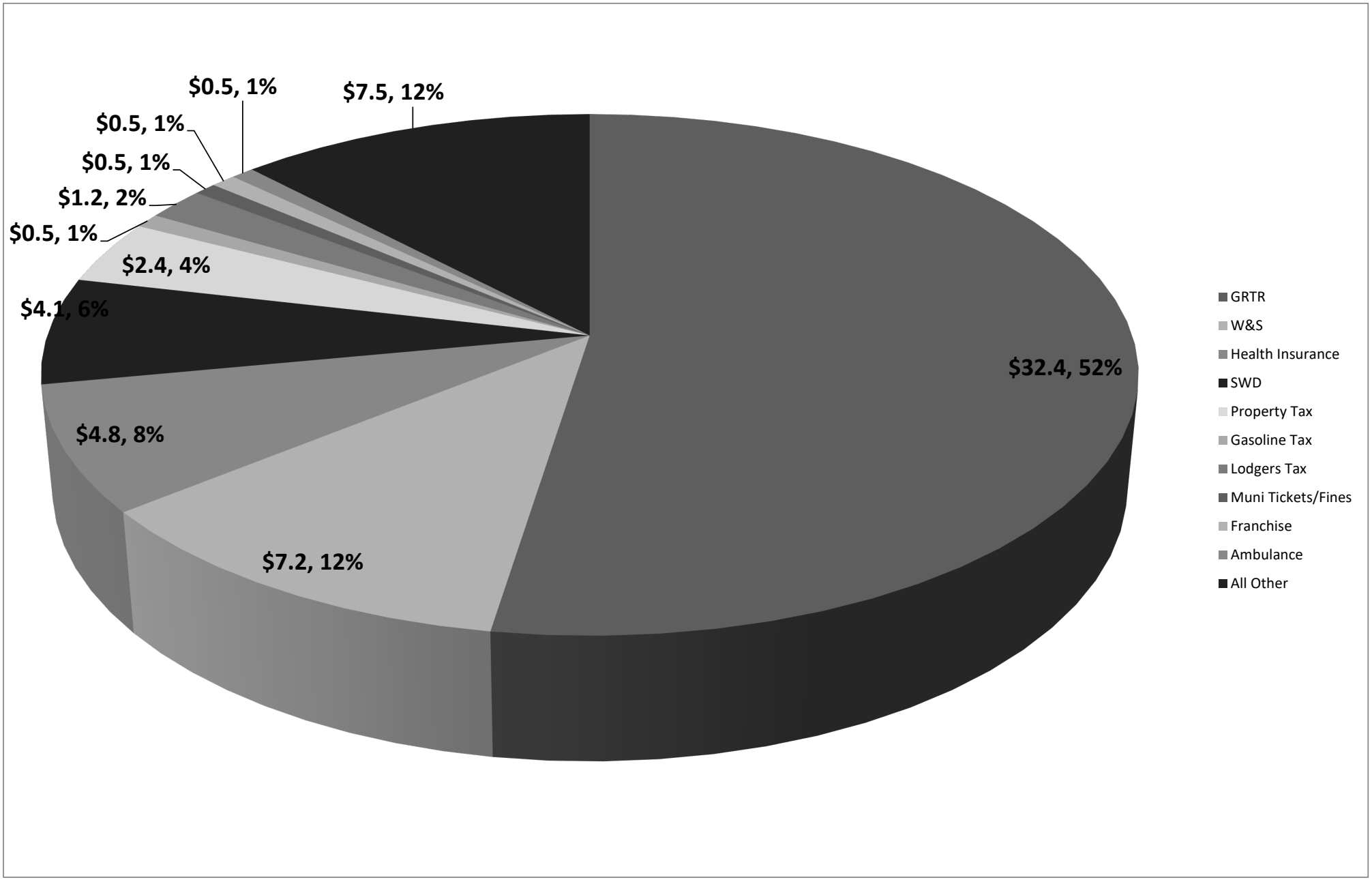

4. Revenues – Gross Receipts Tax

The City of Carlsbad
Gross Receipts Tax Revenue (Cash Basis)
FY22-07 Jan

Fund	% of Total Revenue	July - January Actual	Budget	Fav(Unfav)	Total FY Budget	FY Target 58%
Fund 1 - General						
Municipal GRT	23%	14,243,525	13,124,417	1,119,108	22,499,000	63%
Muni Share - State GRT	21%	12,669,625	11,118,917	1,550,708	19,061,000	66%
Muni Infrastructure	2%	1,230,957	1,267,583	(36,626)	2,173,000	57%
Muni Share Compensating	0%	27,428	70,863	(43,435)	121,479	23%
Interstate Telecom	0%	1,136	2,333	(1,197)	4,000	28%
GRTR-Internet(HB6)	0%	95,967	71,750	24,217	123,000	78%
	46%	28,268,637	25,655,863	2,612,775	43,858,479	64%
Fund 2 - Muni Capital Outlay GRT	4%	2,316,525	1,960,000	356,525	3,360,000	69%
Fund 29 - Muni Infrastructure (Sports Complex)	2%	1,230,957	1,267,583	(36,626)	2,173,000	57%
Fund 24 - Municipal Environment (SW Disposal)	1%	617,094	558,250	58,844	957,000	64%
	7%	4,164,576	3,785,833	378,743	6,490,000	64%
Total	52%	32,433,214	29,441,696	2,991,518	50,348,479	64%

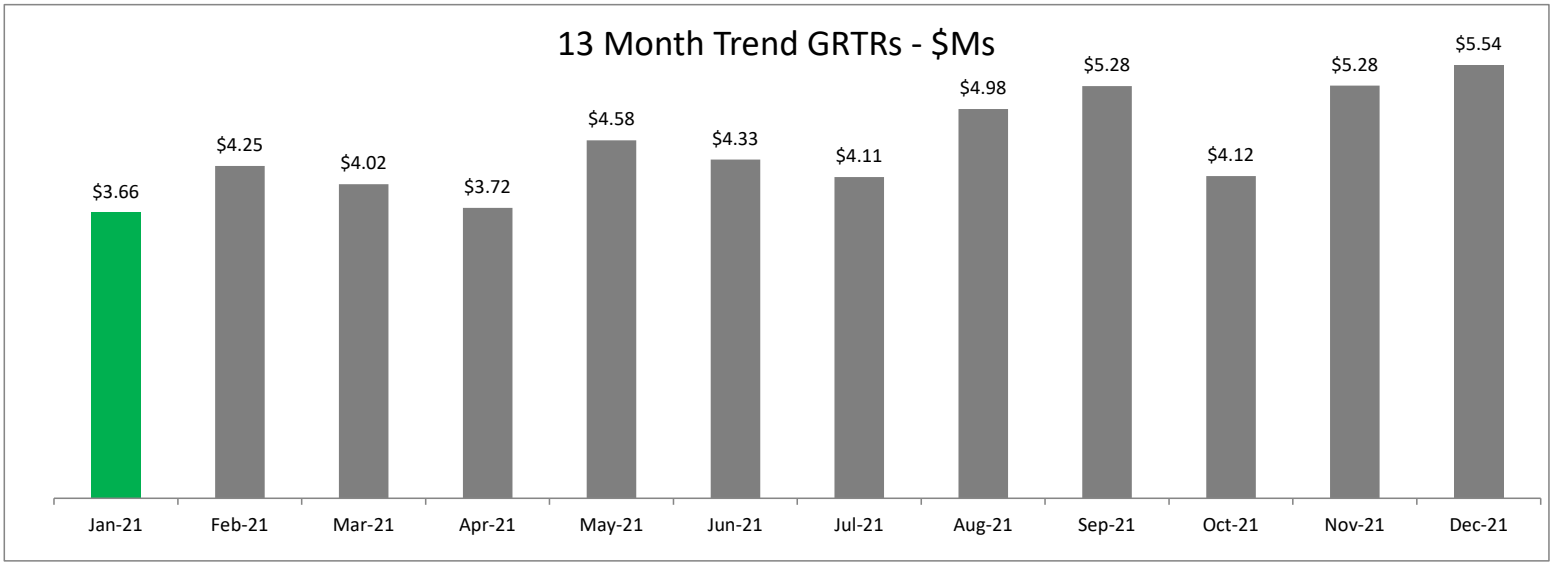

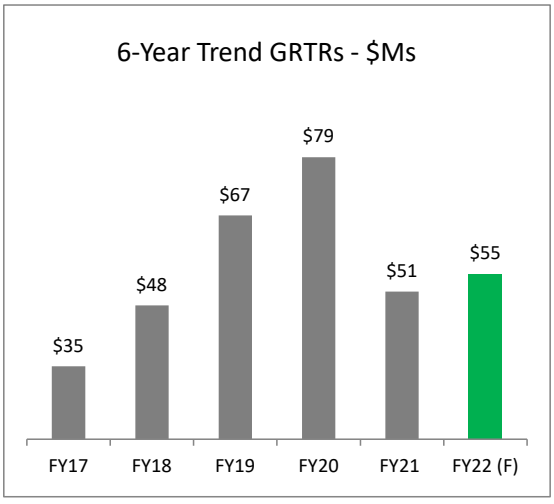

Top 10 Daily Amounts Received

Count	Total Amt Received	Daily Amount	For the Month/Year	Received Month/Year
1	$8,762,449.97	$282,659.68	July 2019	September 2019
2	$7,780,983.22	$259,366.11	June 2019	August 2019
3	$7,482,736.94	$249,424.56	September 2019	November 2019
4	$7,124,006.63	$229,806.67	December 2019	February 2020
5	$6,930,887.15	$223,577.00	March 2020	May 2020
6	$6,539,864.13	$210,963.36	August 2019	October 2019
7	$5,949,394.70	$198,313.16	November 2019	January 2020
8	$6,096,873.62	$196,673.34	October 2019	December 2019
9	$5,811,718.94	$193,723.96	November 2018	January 2019
10	$6,000,353.80	$193,559.80	May 2019	July 2019

City of Carlsbad, NM
Gross Receipts Tax - Cash Basis
FY22

TOTAL DEPOSIT	Jul-21	Aug-21	Sep-21	Oct-21	Nov-21	Dec-21	Jan-22	Feb-22	Mar-22	Apr-22	May-22	Jun-22	Total
GRTR													
Tax	4,033,951	4,931,078	5,247,912	4,127,599	5,362,474	5,622,672	2,824,306						32,149,994
Penalty	9,909	(15,862)	17,537	(6,797)	79,288	14,468	14,030						112,572
Interest	5,235	1,948	10,335	1,515	16,257	8,671	3,572						47,534
Municipal Equivalent	12,091	15,062	-	-	-	-	-						27,153
HB 6 Distributions	47,984	47,984	-	-	-	-	-						95,967
Total GRTs	4,109,170	4,980,210	5,275,785	4,122,317	5,458,019	5,645,811	2,841,908	-	-	-	-	-	32,433,220
												Average per Period:	4,633,317
												Average per Period Previous FY:	4,593,916
												% Change:	1%
Deductions													
Admin Fees	(71,488)	(87,381)	(97,081)	(76,718)	(101,037)	(103,313)	(59,574)						(596,592)
Loan-Sports Complex	(39,645)	(39,645)	(39,645)	(39,645)	(39,645)	-	-						(198,223)
Loan-Bonds	(35,734)	(35,734)	(35,734)	(35,734)	(35,734)	-	-						(178,669)
Total Deductions	(146,866)	(162,760)	(172,459)	(152,097)	(176,415)	(103,313)	(59,574)	-	-	-	-	-	(973,484)
Total Deposit	3,962,304	4,817,450	5,103,326	3,970,220	5,281,604	5,542,498	2,782,334	-	-	-	-	-	31,459,736
Admin Fee Ratio	1.74%	1.75%	1.84%	1.86%	1.85%	1.83%	2.10%	#DIV/0!	#DIV/0!	#DIV/0!	#DIV/0!	#DIV/0!	1.84%

City of Carlsbad, NM
Gross Receipts Tax Revenue by Industry
Accrual Basis
FY22

Industry	July	Aug	Sept	Oct	Nov	Dec	Jan	Feb	Mar	Apr	May	Jun	Total	%
11 -Agriculture, Forestry, Fishing and Hunting	666	-	-	295	135								1,096	0%
21 - Mining, Quarrying, and Oil & Gas Extraction	207,510	(385,939)	322,834	295,984	325,379								765,767	3%
22 - Utilities	113,785	125,307	104,810	91,376	73,029								508,306	2%
23 - Construction	331,929	255,963	323,416	415,353	344,723								1,671,385	7%
31-33 - Manufacturing	223,278	228,363	258,226	203,503	214,859								1,128,229	5%
42 - Wholesale Trade	586,921	572,568	648,368	896,244	690,930								3,395,032	15%
44-45 - Retail Trade	1,212,676	1,208,513	1,389,857	1,208,165	1,202,727								6,221,939	27%
48-49 - Transportation and Warehousing	61,436	67,909	58,666	36,727	(1,750,870)								(1,526,131)	-7%
51 - Information	112,098	101,734	71,027	102,777	107,845								495,481	2%
52 - Finance and Insurance	40,496	24,404	22,653	34,263	28,163								149,979	1%
53 - Real Estate and Rental and Leasing	277,596	188,943	93,696	134,083	162,647								856,964	4%
54 - Professional, Scientific, and Tech Services	320,672	262,811	304,135	254,758	247,540								1,389,917	6%
55 - Mgt of Companies and Enterprises	-	-	-	-	-								-	0%
56 - Admin/Support & Waste Mgt & Remed Srvs	812,852	444,358	866,562	939,332	215,142								3,278,245	14%
61 - Educational Services	2,096	32,860	5,173	2,431	30,085								72,645	0%
62 - Health Care and Social Assistance	125,030	102,341	175,233	137,778	128,654								669,035	3%
71 - Arts, Entertainment, and Recreation	2,694	1,794	1,428	1,293	1,333								8,542	0%
72 - Accommodation and Food Services	435,011	406,504	422,469	430,589	385,047								2,079,620	9%
81 - Other Services (except Public Admin)	273,186	318,245	287,476	308,024	290,673								1,477,604	6%
92 - Public Administration	-	-	-	-	-								-	0%
Unclassified Establishments	40,741	46,980	33,267	49,732	43,020								213,740	1%
Internet Sales (prior to FY22 allocation only)	-	-	-										-	0%
	5,180,672	**4,003,658**	**5,389,295**	**5,542,707**	**2,741,063**	**-**	**-**	**-**	**-**	**-**	**-**	**-**	**22,857,395**	**100%**

City of Carlsbad, NM
Gross Receipts Tax Revenue by Industry
Accrual Basis

	Previous Bust		Boom & Pre-COVID				COVID		Recovery			
Industry	FY18-$	%	FY19-$	%	FY20-$	%	FY21-$	%	FY22-$ (F)	%	FY22 vs FY20	FY22 vs FY21
11 -Agriculture, Forestry, Fishing and Hunting	7,113	0%	22,669	0%	21,842	0%	11,671	0%	2,614	0%	-88%	-78%
21 - Mining, Quarrying, and Oil & Gas Extraction	5,360,808	11%	8,134,619	12%	8,647,043	13%	3,028,643	6%	1,826,830	3%	-79%	-40%
22 - Utilities	1,149,728	2%	1,167,338	2%	1,147,306	2%	1,151,849	2%	1,212,626	2%	6%	5%
23 - Construction	5,176,459	10%	7,899,915	11%	8,122,488	12%	4,730,146	10%	3,987,290	7%	-51%	-16%
31-33 - Manufacturing	1,337,387	3%	3,469,026	5%	3,297,937	5%	2,104,535	4%	2,691,528	5%	-18%	28%
42 - Wholesale Trade	6,738,900	13%	9,015,334	13%	6,907,910	10%	4,880,331	10%	8,099,258	15%	17%	66%
44-45 - Retail Trade	11,724,856	23%	14,608,729	21%	14,392,762	21%	11,871,206	25%	14,843,188	27%	3%	25%
48-49 - Transportation and Warehousing	1,488,921	3%	3,298,329	5%	3,314,559	5%	487,889	1%	(3,640,769)	-7%	-210%	-846%
51 - Information	1,292,664	3%	1,322,192	2%	1,583,850	2%	1,023,696	2%	1,182,030	2%	-25%	15%
52 - Finance and Insurance	406,086	1%	304,195	0%	326,561	0%	297,729	1%	357,794	1%	10%	20%
53 - Real Estate and Rental and Leasing	1,750,241	3%	2,977,833	4%	3,768,265	5%	1,878,899	4%	2,044,391	4%	-46%	9%
54 - Professional, Scientific, and Tech Services	2,686,235	5%	2,912,610	4%	3,448,135	5%	3,161,459	7%	3,315,815	6%	-4%	5%
55 - Mgt of Companies and Enterprises	70,127	0%	1	0%	-	0%	-	0%	-	0%		
56 - Admin/Support & Waste Mgt & Remed Srvs	366,626	1%	1,137,359	2%	2,248,662	3%	3,577,316	7%	7,820,650	14%	248%	119%
61 - Educational Services	196,735	0%	17,202	0%	106,035	0%	108,896	0%	173,304	0%	63%	59%
62 - Health Care and Social Assistance	2,127,330	4%	2,244,077	3%	1,474,911	2%	1,367,939	3%	1,596,063	3%	8%	17%
71 - Arts, Entertainment, and Recreation	438,468	1%	38,468	0%	29,907	0%	29,340	0%	20,379	0%	-32%	-31%
72 - Accommodation and Food Services	5,222,090	10%	6,234,953	9%	5,355,035	8%	4,184,717	9%	4,961,184	9%	-7%	19%
81 - Other Services (except Public Admin)	2,913,789	6%	3,885,183	6%	4,255,106	6%	3,199,029	7%	3,525,003	6%	-17%	10%
92 - Public Administration	16,016	0%	-	0%	-	0%	140	0%	-	0%		-100%
Unclassified Establishments	340,102	1%	103,379	0%	122,605	0%	131,454	0%	509,902	1%	316%	288%
Internet Sales (prior to FY22 allocation only)	-	0%	-	0%	287,902	0%	575,804	1%	-	0%	-100%	-100%
Total	**$50,810,681**	**100%**	**$68,793,410**	**100%**	**$68,858,818**	**100%**	**$47,802,688**	**100%**	**$54,529,079**	**100%**	-21%	14%

Yellow highlighted cells represent 10% or more of GRTR in the FY

Blocked cells in FY22 represent sectors of concern related to HB6

5. Transfers

The City of Carlsbad
Transfers by Fund
FY22-07 Jan

	Fund	Fund	July - January Actual	Adj Bud	Fav(Unfav)	Total FY Budget	FY Target 58%
General Fund	101	General Fund	303,961	411,435	(107,474)	411,435	74%
	102	Payroll	-	-	-	-	
Captial Funds	200	GRT Capital Outlay	(2,000,000)	(4,000,000)	2,000,000	(4,000,000)	50%
	201	Capital Projects	-	-	-	-	
	202	Airport Improvements	500,000	500,000	-	500,000	100%
	220	Landfill-Reserve	111,000	111,000	-	111,000	100%
	230	Landfill-Closure	500,000	500,000	-	500,000	100%
	240	Landfill-Construction	500,000	500,000	-	500,000	100%
Special Revenue Funds	300	Sports Complex	(889,983)	(1,167,495)	277,513	(1,167,495)	76%
	320	Streets Improvement	2,800,000	4,800,000	(2,000,000)	4,800,000	58%
	350	Local Government Correction	(400,000)	(400,000)	-	(400,000)	100%
Insurance Funds	400	Disaster Preparedness	500,000	500,000	-	500,000	100%
	401	Insurance	800,000	800,000	-	800,000	100%
	402	Workers' Compensation	-	500,000	(500,000)	500,000	0%
	420	Health Insurance	(2,597,111)	(2,597,111)	-	(2,597,111)	
Grant Funds	500	Fire Protection	-	-	-	-	
	501	Emergency Medical Services	-	-	-	-	
	520	Law Enforcement Protection	-	-	-	-	
	550	Beautification	70,000	70,000	-	70,000	100%
	570	Municipal Transit	57,889	57,889	-	57,889	
	580	CDBG Grant	100,000	100,000	-	100,000	
	590	American Rescue Plan Act	-	-	-	-	
Lodgers' Tax	600	LT-Promotional	-	-	-	-	
	650	LT-Non Promotional	-	-	-	-	
	680	LT-Discretionary	(400,000)	(400,000)	-	(400,000)	100%
Enterprise Funds	700	Water & Sewer	(3,307,294)	(3,307,294)	-	(3,307,294)	100%
	720	Solid Waste Disposal	(1,069,619)	(1,069,619)	-	(1,069,619)	100%
	750	Special Museum	-	-	-	-	
Debt Service Funds	800	Bonds-W&S	-	-	-	-	
	802	Bonds-GRT Capital Outlay	-	-	-	-	
	820	NMFA-Governmental	1,101,156	771,195	329,961	771,195	143%
	850	NMFA-Water & Sewer	3,320,000	3,320,000	-	3,320,000	100%
	870	NMFA-Solid Waste Disposal	-	-	-	-	
Agency Funds	900	Permanent W&S	-	-	-	-	
	920	Municipal Court	-	-	-	-	
	950	WIPP Accel Impact	-	-	-	-	
			(0)	(0)	-	(0)	

6. Labor

Fund	Fund Name	Depart	Depart Name	% of Total Labor	July - January Actual	July - January Adj Bud	July - January Fav(Unfav)	Total FY Budget	FY Target 62%
101	General Fund	10110	Mayor & Council	0.2%	48,578	57,242	8,665	93,019	52%
101	General Fund	10111	Executive & Legislative	3.1%	983,041	979,436	(3,605)	1,591,583	62%
101	General Fund	10112	Judicial	1.2%	380,229	367,225	(13,004)	596,741	64%
101	General Fund	10113	City Clerk	0.6%	204,571	207,971	3,400	337,953	61%
101	General Fund	10114	Human Resources	0.1%	43,313	169,473	126,160	275,394	16%
101	General Fund	10115	Finance-Admin	2.0%	625,604	660,879	35,274	1,073,928	58%
101	General Fund	10116	Finance-Cashiers	0.9%	269,121	256,622	(12,499)	417,010	65%
101	General Fund	10117	Information Technology	1.0%	306,454	345,946	39,492	562,162	55%
			Total Administration	9.1%	2,860,911	3,044,793	183,883	4,947,789	58%
101	General Fund	10120	PD - Admin	1.8%	565,612	600,707	35,096	976,150	58%
101	General Fund	10121	PD - Patrol	12.4%	3,904,297	3,927,936	23,639	6,382,895	61%
101	General Fund	10122	PD - Detective/Criminal Invest	3.2%	1,002,861	1,017,634	14,774	1,653,656	61%
101	General Fund	10123	PD - Community Services	2.4%	757,039	669,790	(87,249)	1,088,409	70%
101	General Fund	10124	PD - Animal Control	0.6%	176,377	158,892	(17,485)	258,200	68%
101	General Fund	10125	PD - Communications	3.2%	1,001,360	1,041,198	39,838	1,691,946	59%
101	General Fund	10126	PD - Traffic	1.0%	313,470	192,202	(121,268)	312,328	100%
101	General Fund	10127	PD - Professional Standards	0.9%	288,066	280,509	(7,557)	455,827	63%
101	General Fund	10128	PD - Records	0.7%	205,145	283,580	78,435	460,818	45%
			Total Police Department	26.1%	8,214,226	8,172,449	(41,778)	13,280,229	62%
101	General Fund	10130	Fire - Admin	1.3%	422,705	712,675	289,970	1,158,097	36%
101	General Fund	10133	Fire - Suppression	18.6%	5,865,721	5,694,935	(170,786)	9,254,270	63%
101	General Fund	10134	Fire - PFA	0.9%	278,096	262,117	(15,978)	425,941	65%
			Total Fire Department	20.8%	6,566,522	6,669,728	103,206	10,838,308	61%
101	General Fund	10140	Community Development	0.7%	215,542	250,806	35,264	407,560	53%
101	General Fund	10141	Library	1.2%	383,439	454,018	70,579	737,779	52%
101	General Fund	10142	Museum	0.6%	176,852	163,270	(13,581)	265,314	67%
101	General Fund	10144	Airport	0.8%	236,546	241,972	5,425	393,204	60%
101	General Fund	10145	Riverwalk Recreation	0.8%	258,749	280,233	21,484	455,378	57%
101	General Fund	10146	Golf	1.6%	501,944	602,873	100,930	979,669	51%
101	General Fund	10147	Water Park	0.7%	214,301	223,114	8,813	362,560	59%
101	General Fund	10148	Sr. Rec - San Jose	0.4%	134,830	143,938	9,108	233,899	58%
101	General Fund	10149	Sr. Rec - N. Mesa	0.4%	111,634	135,786	24,151	220,652	51%
101	General Fund	10151	Facility Maintenance	2.3%	723,127	708,711	(14,416)	1,151,655	63%
			Total Community Develepment & Municipal Servcies	9.4%	2,956,964	3,204,720	247,756	5,207,670	57%
101	General Fund	10152	Streets	2.8%	872,268	1,069,131	196,862	1,737,337	50%
101	General Fund	10153	Parks	2.3%	737,816	683,874	(53,942)	1,111,295	66%
101	General Fund	10154	Community Service	0.9%	277,350	286,804	9,454	466,056	60%
101	General Fund	10155	Garage	2.8%	895,441	926,971	31,529	1,506,327	59%
101	General Fund	10156	Electrical	1.7%	531,073	555,579	24,506	902,815	59%
101	General Fund	10157	Construction	2.4%	744,225	770,480	26,255	1,252,029	59%
			Total Public Works	12.9%	4,058,173	4,292,837	234,664	6,975,861	58%
101	General Fund	10158	Projects	1.6%	509,596	575,731	66,135	935,563	54%
101	General Fund	10160	Planning & Regulation	1.7%	528,816	517,502	(11,314)	840,941	63%
			Total Projects & Planning	3.3%	1,038,413	1,093,233	54,821	1,776,504	58%
			TOTAL GENERAL FUND	**81.5%**	**25,695,208**	**26,477,761**	**782,552**	**43,026,361**	**60%**
300	Sports Complex	30000	Sports Complex	1.4%	432,040	435,303	3,263	707,367	61%
570	Municipal Transit	57070	Municipal Transit	2.0%	627,260	693,994	66,734	1,127,741	56%
			Total Other Government Funds	**3.4%**	**1,059,301**	**1,129,297**	**69,997**	**1,835,108**	**58%**

Fund	Fund Name	Depart	Depart Name	% of Total Labor	July - January Actual	July - January Adj Bud	July - January Fav(Unfav)	Total FY Budget	FY Target 62%
720	Solid Waste Disposal	72030	Solid Waste Disposal	4.6%	1,434,829	1,420,545	(14,285)	2,308,385	62%
	Total Solid Waste Disposal - Enterprise Fund			**4.6%**	**1,434,829**	**1,420,545**	**(14,285)**	**2,308,385**	**62%**
700	Water & Sewer	70000	Water	4.9%	1,555,774	1,611,904	56,130	2,619,344	59%
700	Water & Sewer	70001	Waste Water	2.0%	642,152	606,744	(35,408)	985,959	65%
700	Water & Sewer	70002	Double Eagle	1.6%	514,811	526,822	12,011	856,086	60%
700	Water & Sewer	70003	Collection System	1.1%	347,309	402,104	54,795	653,419	53%
700	Water & Sewer	70004	Lab Environmental Services	0.8%	266,388	233,527	(32,860)	379,482	70%
	Total Water & Sewer - Enterprise Fund			**10.6%**	**3,326,434**	**3,381,102**	**54,667**	**5,494,290**	**61%**
	Total Labor			**100%**	**31,515,772**	**32,408,704**	**892,932**	**52,664,144**	**60%**

Fund	Fund Name	Depart	Depart Name	Direct * Actual	Direct * Budget	Direct * Variance	Associated Payroll ^ Actual	Associated Payroll ^ Budget	Associated Payroll ^ Variance
101	General Fund	10110	Mayor & Council	45,125	53,169	8,044	3,453	4,073	621
101	General Fund	10111	Executive & Legislative	725,533	721,306	(4,226)	257,508	258,129	621
101	General Fund	10112	Judicial	255,644	253,590	(2,054)	124,585	113,635	(10,950)
101	General Fund	10113	City Clerk	128,796	131,530	2,735	75,775	76,440	665
101	General Fund	10114	Human Resources	36,230	131,780	95,549	7,083	37,694	30,610
101	General Fund	10115	Finance-Admin	429,092	464,087	34,994	196,512	196,792	280
101	General Fund	10116	Finance-Cashiers	189,933	190,225	292	79,188	66,397	(12,791)
101	General Fund	10117	Information Technology	209,632	238,718	29,086	96,822	107,228	10,406
			Total Administration	2,019,984	2,184,405	164,420	840,926	860,388	19,462
101	General Fund	10120	PD - Admin	372,841	411,486	38,645	192,770	189,221	(3,549)
101	General Fund	10121	PD - Patrol	2,717,136	2,707,484	(9,651)	1,187,161	1,220,451	33,291
101	General Fund	10122	PD - Detective/Criminal Invest	677,305	713,075	35,770	325,555	304,559	(20,996)
101	General Fund	10123	PD - Community Services	473,732	437,100	(36,632)	283,307	232,690	(50,617)
101	General Fund	10124	PD - Animal Control	113,071	102,982	(10,089)	63,306	55,910	(7,396)
101	General Fund	10125	PD - Communications	728,697	737,031	8,334	272,663	304,167	31,504
101	General Fund	10126	PD - Traffic	209,553	119,825	(89,727)	103,917	72,377	(31,541)
101	General Fund	10127	PD - Professional Standards	196,606	198,857	2,251	91,460	81,652	(9,808)
101	General Fund	10128	PD - Records	125,847	184,566	58,719	79,298	99,014	19,717
			Total Police Department	5,614,789	5,612,407	(2,382)	2,599,438	2,560,042	(39,396)
101	General Fund	10130	Fire - Admin	248,221	466,545	218,324	174,484	246,130	71,646
101	General Fund	10133	Fire - Suppression	3,823,824	3,810,892	(12,932)	2,041,897	1,884,043	(157,854)
101	General Fund	10134	Fire - PFA	175,465	169,905	(5,560)	102,631	92,212	(10,419)
			Total Fire Department	4,247,510	4,447,343	199,833	2,319,012	2,222,385	(96,627)
101	General Fund	10140	Community Development	161,525	194,598	33,073	54,016	56,208	2,191
101	General Fund	10141	Library	264,613	313,737	49,124	118,825	140,280	21,455
101	General Fund	10142	Museum	129,125	119,903	(9,222)	47,727	43,367	(4,359)
101	General Fund	10144	Airport	161,974	175,228	13,254	74,573	66,744	(7,829)
101	General Fund	10145	Riverwalk Recreation	205,936	225,818	19,882	52,813	54,415	1,602
101	General Fund	10146	Golf	401,066	521,670	120,604	100,878	81,204	(19,674)
101	General Fund	10147	Water Park	193,547	198,009	4,462	20,754	25,105	4,351
101	General Fund	10148	Sr. Rec - San Jose	98,078	106,145	8,068	36,752	37,793	1,040
101	General Fund	10149	Sr. Rec - N. Mesa	86,285	96,697	10,412	25,349	39,088	13,739
101	General Fund	10151	Facility Maintenance	504,438	501,121	(3,317)	218,689	207,590	(11,099)
			Total Community Develepment & Municipal Servcies	2,206,588	2,452,926	246,338	750,376	751,794	1,418
101	General Fund	10152	Streets	597,907	728,340	130,434	274,362	340,790	66,428
101	General Fund	10153	Parks	497,799	475,678	(22,122)	240,017	208,197	(31,820)
101	General Fund	10154	Community Service	173,166	187,375	14,209	104,069	99,429	(4,641)
101	General Fund	10155	Garage	569,778	608,902	39,124	325,663	318,068	(7,595)
101	General Fund	10156	Electrical	377,551	402,426	24,875	153,521	153,152	(369)
101	General Fund	10157	Construction	438,501	481,308	42,807	305,724	289,172	(16,552)
			Total Public Works	2,654,702	2,884,030	229,327	1,403,357	1,408,808	5,451
101	General Fund	10158	Projects	335,405	395,402	59,998	174,191	180,329	6,137
101	General Fund	10160	Planning & Regulation	361,284	363,678	2,394	167,532	153,824	(13,708)
			Total Projects & Planning	696,689	759,081	62,392	341,723	334,153	(7,571)
			TOTAL GENERAL FUND	17,440,262	18,340,191	899,929	8,254,832	8,137,570	(117,262)
300	Sports Complex	30000	Sports Complex	314,218	325,171	10,953	117,822	110,132	(7,690)
570	Municipal Transit	57070	Municipal Transit	421,167	486,917	65,749	206,093	207,077	984
			Total Other Government Funds	735,385	812,088	76,703	323,915	317,209	(6,706)

Fund	Fund Name	Depart	Depart Name	Direct * Actual	Direct * Budget	Direct * Variance	Associated Payroll ^ Actual	Associated Payroll ^ Budget	Associated Payroll ^ Variance
720	Solid Waste Disposal	72030	Solid Waste Disposal	1,028,159	994,196	(33,964)	406,670	426,349	19,679
	Total Solid Waste Disposal - Enterprise Fund			1,028,159	994,196	(33,964)	406,670	426,349	19,679
700	Water & Sewer	70000	Water	1,070,069	1,127,129	57,060	485,705	484,775	(930)
700	Water & Sewer	70001	Waste Water	441,491	414,670	(26,821)	200,661	192,074	(8,587)
700	Water & Sewer	70002	Double Eagle	343,890	356,569	12,679	170,921	170,253	(667)
700	Water & Sewer	70003	Collection System	245,887	291,650	45,763	101,422	110,454	9,032
700	Water & Sewer	70004	Lab Environmental Services	176,971	154,098	(22,873)	89,417	79,429	(9,988)
	Total Water & Sewer - Enterprise Fund			**2,278,309**	**2,344,116**	**65,807**	**1,048,125**	**1,036,985**	**(11,140)**
	Total Labor			**21,482,116**	**22,490,591**	**1,008,475**	**10,033,542**	**9,918,113**	**(115,429)**

* Direct Laor includes: Salary, Regular, OT, DT, & Allowances

^ Associated Payroll includes: Taxes, PERA, & Health Insurance

The City of Carlsbad
Total Labor
FY22-07 Jan

Administration 2,860,911
% of Total Labor 9.1%

Police Dept 8,214,226
% of Total Labor 26.1%

Fire Dept 6,566,522
% of Total Labor 20.8%

Community Srvcs 2,956,964
% of Total Labor 9.4%

Public Works 4,058,173
% of Total Labor 12.9%

Projects/Planning 1,038,413
% of Total Labor 3.3%

Other Government 1,059,301
% of Total Labor 3.4%

Solid Waste Disposal 1,434,829
% of Total Labor 4.6%

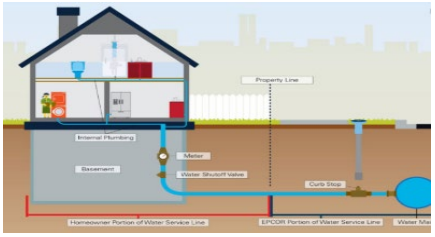

Water & Sewer 3,326,434
% of Total Labor 10.6%

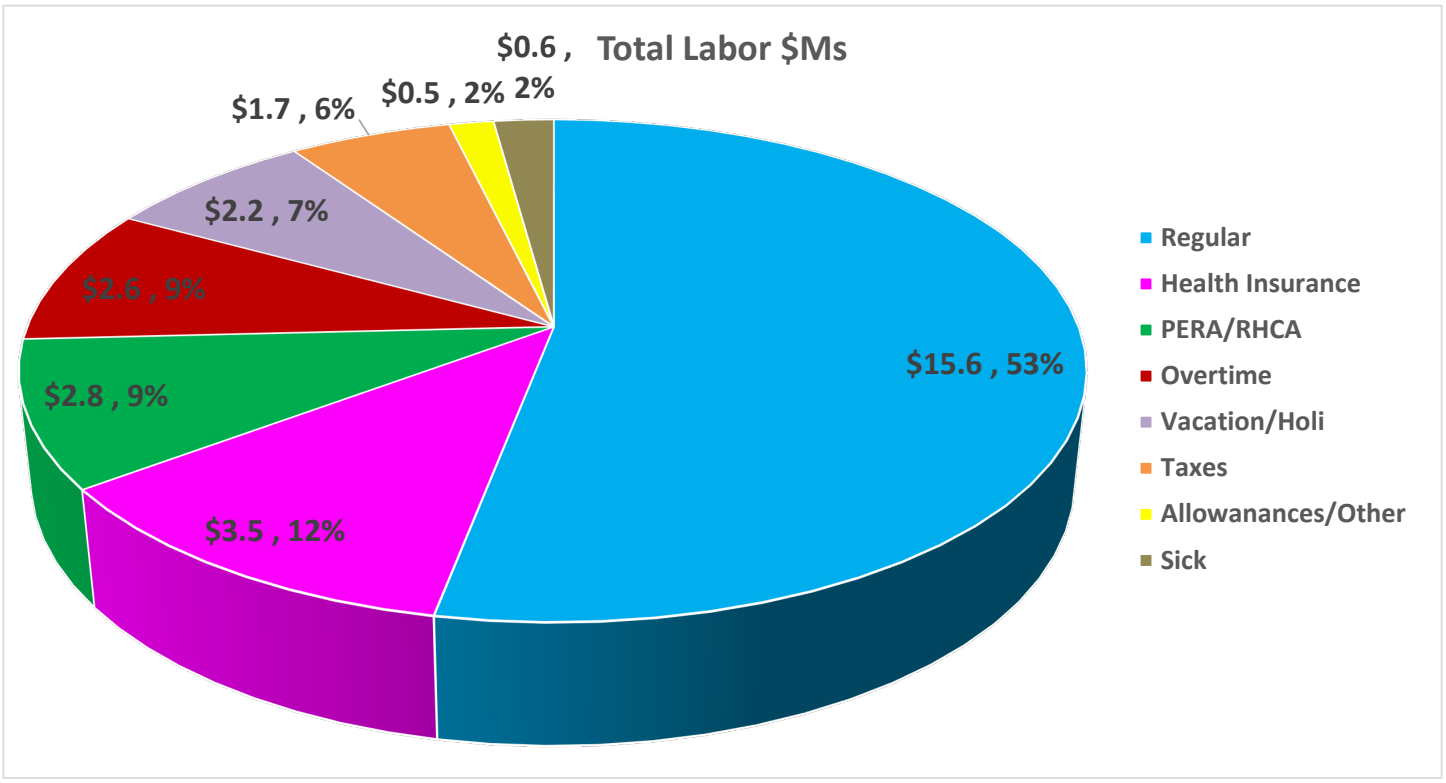

The City of Carlsbad
Total Labor
FY22-07 Jan

Administration 2,860,911
% of Total Labor 9.1%

Police Dept 8,214,226
% of Total Labor 26.1%

Fire Dept 6,566,522
% of Total Labor 20.8%

Community Srvcs 2,956,964
% of Total Labor 9.4%

Public Works 4,058,173
% of Total Labor 12.9%

Projects/Planning 1,038,413
% of Total Labor 3.3%

Other Government 1,059,301
% of Total Labor 3.4%

Solid Waste Disposal 1,434,829
% of Total Labor 4.6%

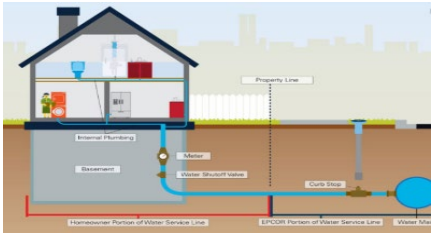

Water & Sewer 3,326,434
% of Total Labor 10.6%

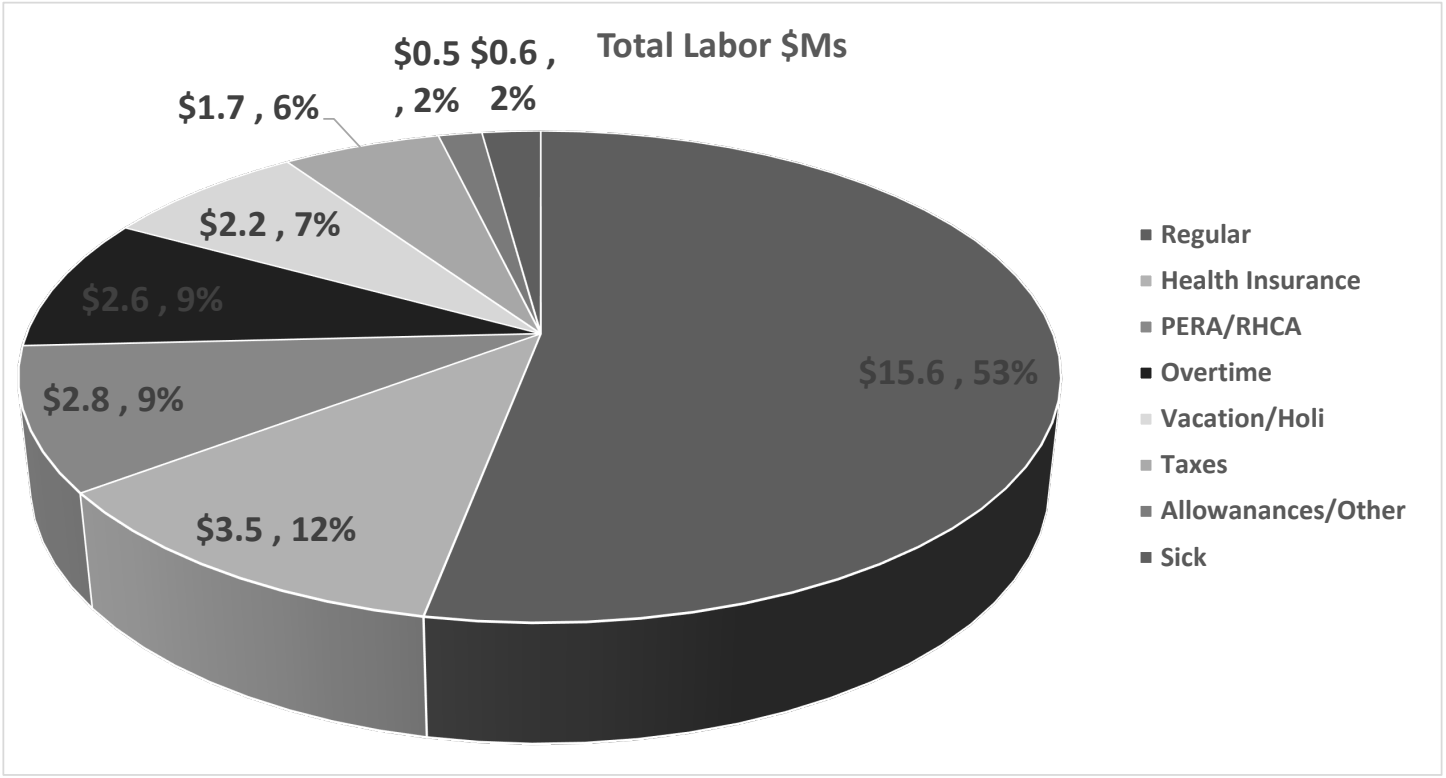

7. Operations

Fund	Fund Name	Dept	Depart Name	% of Total Costs	July - January Actual	July - January Adj Bud	July - January Fav(Unfav)	Total FY Budget	FY Target 58%
101	General Fund	10110	Mayor & Council	0.1%	13,933	10,792	(3,141)	18,500	75%
101	General Fund	10111	Executive & Legislative	2.3%	621,566	1,032,235	410,670	1,769,546	35%
101	General Fund	10112	Judicial	0.1%	26,948	62,300	35,352	106,800	25%
101	General Fund	10113	City Clerk	0.2%	41,773	29,196	(12,577)	50,050	83%
101	General Fund	10114	Human Resources	0.0%	1,494	7,000	5,506	12,000	12%
101	General Fund	10115	Finance-Admin	2.0%	531,544	354,375	(177,169)	607,500	87%
101	General Fund	10116	Finance-Cashiers	0.0%	156	3,208	3,052	5,500	3%
101	General Fund	10117	Information Technology	0.7%	195,728	267,044	71,316	457,790	43%
101	General Fund	10119	GRTR Fees	1.6%	432,466	283,500	(148,966)	486,000	89%
	Total Administration			6.9%	1,865,605	2,049,650	184,045	3,513,686	53%
101	General Fund	10120	PD - Admin	3.9%	1,040,116	1,357,817	317,702	2,327,687	45%
101	General Fund	10121	PD - Patrol	0.0%	4,049	-	(4,049)	-	
101	General Fund	10122	PD - Detective/Criminal Invest	0.0%	766	-	(766)	-	
101	General Fund	10123	PD - Community Services	0.0%	-	-	-	-	
101	General Fund	10124	PD - Animal Control	0.0%	3,698	-	(3,698)	-	
101	General Fund	10125	PD - Communications	0.0%	1,455	-	(1,455)	-	
101	General Fund	10126	PD - Traffic	0.0%	-	-	-	-	
101	General Fund	10127	PD - Professional Standards	0.0%	46	-	(46)	-	
101	General Fund	10128	PD - Records	0.0%	269	-	(269)	-	
	Total Police Department			3.9%	1,050,399	1,357,817	307,419	2,327,687	45%
101	General Fund	10130	Fire - Admin	1.9%	515,084	908,010	392,926	1,556,588	33%
101	General Fund	10131	Fire - Operations	0.1%	15,793	-	(15,793)	-	
101	General Fund	10132	Fire - EMS	0.0%	-	-	-	-	
101	General Fund	10133	Fire - Suppression	0.0%	1,387	-	(1,387)	-	
101	General Fund	10134	Fire - PFA	0.0%	181	-	(181)	-	
101	General Fund	10135	Fire - Specialty Teams	0.0%	-	-	-	-	
	Total Fire Department			2.0%	532,445	908,010	375,565	1,556,588	34%
101	General Fund	10140	Community Development	0.2%	61,922	92,167	30,244	158,000	39%
101	General Fund	10141	Library	0.7%	176,842	166,924	(9,917)	286,156	62%
101	General Fund	10142	Museum	0.1%	35,313	72,625	37,312	124,500	28%
101	General Fund	10143	Performing Arts Center	0.1%	32,603	56,405	23,802	96,695	34%
101	General Fund	10144	Airport	0.2%	52,510	59,936	7,426	102,748	51%
101	General Fund	10145	Riverwalk Recreation	0.2%	67,322	86,188	18,865	147,750	46%
101	General Fund	10146	Golf	1.1%	284,536	470,832	186,296	807,141	35%
101	General Fund	10147	Water Park	0.3%	70,329	86,567	16,238	148,400	47%
101	General Fund	10148	Sr. Rec - San Jose	0.1%	24,396	32,037	7,641	54,920	44%
101	General Fund	10149	Sr. Rec - N. Mesa	0.1%	34,487	41,358	6,872	70,900	49%
101	General Fund	10150	Sr. Rec-Alejandro Ruiz	0.0%	6,899	7,642	743	13,100	53%
101	General Fund	10151	Facility Maintenance	0.4%	109,106	161,499	52,392	276,855	39%
	Total Community Development & Municipal Servcies			3.5%	956,264	1,334,180	377,915	2,287,165	42%
101	General Fund	10152	Streets	1.9%	504,560	596,663	92,102	1,022,850	49%
101	General Fund	10153	Parks	2.0%	551,791	646,728	94,937	1,108,677	50%
101	General Fund	10154	Community Service	0.1%	37,366	27,417	(9,949)	47,000	80%
101	General Fund	10155	Garage	0.2%	49,437	71,867	22,430	123,200	40%
101	General Fund	10156	Electrical	0.1%	17,407	29,983	12,576	51,400	34%
101	General Fund	10157	Construction	0.1%	25,094	33,615	8,520	57,625	44%
101	General Fund	10161	Cemetery	1.2%	335,856	343,478	7,622	588,820	57%
	Total Public Works			5.6%	1,521,511	1,749,750	228,239	2,999,572	51%
101	General Fund	10158	Projects	0.1%	17,688	24,967	7,278	42,800	41%
101	General Fund	10160	Planning & Regulation	0.7%	179,536	425,075	245,539	728,700	25%
	Total Projects & Planning			0.7%	197,224	450,042	252,818	771,500	26%
	TOTAL GENERAL FUND			**22.7%**	**6,123,448**	**7,849,449**	**1,726,001**	**13,456,198**	**46%**
102	Payroll	10202	Payroll	0.0%	-	-	-	-	

Fund	Fund Name	Dept	Depart Name	% of Total Costs	July - January Actual	July - January Adj Bud	July - January Fav(Unfav)	Total FY Budget	FY Target 58%
	Total Payroll				-	-	-	-	
200	GRT Capital Outlay	20000	GRT Capital Outlay	0.3%	93,247	60,083	(33,163)	103,000	91%
201	Capital Projects	20101	Capital Projects	0.0%	-	-	-	-	
202	Airport Improvements	20202	Airport Improvements	0.2%	60,511	87,592	27,081	150,158	40%
230	Landfill-Closure	23030	Landfill-Closure	0.1%	36,487	57,750	21,263	99,000	37%
240	Landfill-Construction	24040	Landfill-Construction	0.0%	-	320,833	320,833	550,000	0%
	Total Capital Funds			**0.7%**	**190,245**	**526,259**	**336,014**	**902,158**	**21%**
300	Sports Complex	30000	Sports Complex	1.3%	344,467	301,929	(42,538)	517,592	67%
320	Streets Improvement	32020	Streets Improvement	0.0%	3,981	204,167	200,186	350,000	1%
350	Local Government Correction	35050	Local Government Correction	0.0%	-	306,250	306,250	525,000	0%
	Total Special Revenue Funds			**1.3%**	**348,447**	**812,345**	**463,898**	**1,392,592**	**25%**
400	Disaster Preparedness	40000	Disaster Preparedness	0.0%	-	875,000	875,000	1,500,000	0%
401	Insurance	40101	Insurance	2.9%	790,241	613,150	(177,091)	1,051,115	75%
402	Workers' Compensation	40202	Workers' Compensation	1.5%	397,353	370,417	(26,936)	635,000	63%
420	Health Insurance	42020	Health Insurance	15.4%	4,152,070	3,850,000	(302,070)	6,600,000	63%
	Total Insurance Funds			**19.8%**	**5,339,664**	**5,708,567**	**368,903**	**9,786,115**	**55%**
500	Fire Protection	50000	Fire Protection	0.0%	-	72,917	72,917	125,000	0%
501	Emergency Medical Services	50101	Emergency Medical Services	0.0%	-	7,615	7,615	13,054	0%
520	Law Enforcement Protection	52020	Law Enforcement Protection	0.1%	31,979	41,300	9,321	70,800	45%
550	Beautification	55050	Beautification	0.2%	47,687	40,338	(7,350)	69,150	69%
570	Municipal Transit	57070	Municipal Transit	0.3%	85,192	139,810	54,618	239,675	36%
	Total Grant Funds			**0.6%**	**164,859**	**301,979**	**137,121**	**517,679**	**32%**
600	LT-Promotional	60000	LT-Promotional	1.7%	465,778	802,676	336,898	1,376,016	34%
650	LT-Non Promotional	65000	LT-Non Promotional	1.2%	313,474	377,942	64,467	647,900	48%
	Total Lodgers' Tax			**2.9%**	**779,253**	**1,180,618**	**401,365**	**2,023,916**	**39%**
700	Water & Sewer	70000	Water	4.9%	1,315,901	1,499,819	183,918	2,571,118	51%
700	Water & Sewer	70001	Waste Water	1.0%	273,706	301,617	27,912	517,058	53%
700	Water & Sewer	70002	Double Eagle	0.9%	245,326	188,125	(57,201)	322,500	76%
700	Water & Sewer	70003	Collection System	0.5%	139,236	227,400	88,164	389,829	36%
700	Water & Sewer	70004	Lab Environmental Services	0.1%	22,461	24,500	2,039	42,000	53%
	Total Water & Sewer			**7.4%**	**1,996,630**	**2,241,461**	**244,832**	**3,842,505**	**52%**
720	Solid Waste Disposal	72030	Solid Waste Disposal	3.3%	886,116	943,775	57,659	1,617,900	55%
720	Solid Waste Disposal	72031	Sandpoint Landfill	3.0%	800,078	1,022,292	222,214	1,752,500	46%
	Total Solid Waste Disposal			**6.2%**	**1,686,194**	**1,966,067**	**279,873**	**3,370,400**	**50%**
750	Special Museum	75060	Special Museum	0.0%	4,078	5,250	1,172	9,000	45%
	Other Enterprise Funds			**0.0%**	**4,078**	**5,250**	**1,172**	**9,000**	**45%**
820	NMFA-Governmental	82020	NMFA-Governmental	27.1%	7,313,367	4,125,902	(3,187,466)	7,072,974	103%
850	NMFA-Water & Sewer	85050	NMFA-Water & Sewer	9.3%	2,516,468	2,022,184	(494,284)	3,466,601	73%
870	NMFA-Solid Waste Disposal	87070	NMFA-Solid Waste Disposal	1.9%	502,978	292,408	(210,570)	501,271	100%
	Total Debt Service			**38.3%**	**10,332,813**	**6,440,493**	**(3,892,320)**	**11,040,846**	**94%**
900	Permanent W&S	90000	Permanent W&S	0.0%	-	6,417	6,417	11,000	0%
980	ELEA	98080	ELEA	0.2%	47,286	70,000	22,714	120,000	39%
	Total Agency Funds			**0.2%**	**47,286**	**76,417**	**29,131**	**131,000**	**36%**

Fund	Fund Name	Dept	Depart Name	% of Total Costs	July - January Actual	July - January Adj Bud	July - January Fav(Unfav)	Total FY Budget	FY Target 58%
		Total Operations		100.0%	27,012,916	27,108,905	95,989	46,472,409	58%

8. Capital & Project Central

Fund	Fund Name	Dept	Depart Name	% of Total Costs	July - January Actual	July - January Adj Bud	July - January Fav(Unfav)	Total FY Budget	FY Target 58%
101	General Fund	10111	Executive & Legislative	0.0%	-	167,835	167,835	287,717	0%
101	General Fund	10113	City Clerk	-0.3%	(14,977)	4,423	19,400	7,583	-198%
101	General Fund	10115	Finance-Admin	0.0%	1,781	59,372	57,591	101,781	2%
101	General Fund	10117	Information Technology	0.4%	21,880	57,816	35,936	99,114	22%
	Total Administration			0.2%	8,684	289,447	280,763	496,194	2%
101	General Fund	10120	PD - Admin	4.2%	238,793	580,172	341,378	994,580	24%
	Total Police Department			4.2%	238,793	580,172	341,378	994,580	24%
101	General Fund	10130	Fire - Admin	2.0%	111,138	765,250	654,112	1,311,856	8%
	Total Fire Department			2.0%	111,138	765,250	654,112	1,311,856	8%
101	General Fund	10140	Community Development	0.7%	37,095	137,034	99,939	234,916	16%
101	General Fund	10141	Library	0.0%	-	35,345	35,345	60,591	0%
101	General Fund	10142	Museum	0.0%	2,276	77,592	75,316	133,015	2%
101	General Fund	10143	Performing Arts Center	1.0%	54,397	203,989	149,593	349,696	16%
101	General Fund	10144	Airport	0.0%	-	163,284	163,284	279,916	0%
101	General Fund	10145	Riverwalk Recreation	0.0%	-	253,019	253,019	433,748	0%
101	General Fund	10146	Golf	0.3%	17,159	158,863	141,704	272,337	6%
102	Payroll	10147	Water Park	0.0%	-	37,745	37,745	64,705	0%
101	General Fund	10149	Sr. Rec - N. Mesa	0.0%	-	-	-	-	
101	General Fund	10150	Sr. Rec-Alejandro Ruiz	1.1%	61,947	196,687	134,739	337,177	18%
101	General Fund	10151	Facility Maintenance	0.1%	8,100	67,083	58,983	115,000	7%
	Total Community Develepment & Municipal Servcies			3.2%	180,974	1,330,642	1,149,668	2,281,101	8%
101	General Fund	10152	Streets	0.0%	-	-	-	-	
101	General Fund	10153	Parks	1.6%	90,041	285,918	195,878	490,146	18%
101	General Fund	10155	Garage	0.0%	-	-	-	-	
101	General Fund	10157	Construction	0.0%	-	-	-	-	
101	General Fund	10161	Cemetery	1.0%	56,459	111,343	54,884	190,875	30%
	Total Public Works			2.6%	146,500	397,262	250,762	681,020	22%
101	General Fund	10158	Projects	0.0%	-	-	-	-	
101	General Fund	10160	Planning & Regulation	0.1%	5,196	183,709	178,513	314,930	2%
	Total Projects & Planning			0.1%	5,196	183,709	178,513	314,930	2%
	TOTAL GENERAL FUND			**12.3%**	**691,285**	**3,546,481**	**2,855,196**	**6,079,682**	**11%**
200	GRT Capital Outlay	20000	GRT Capital Outlay	3.1%	172,678	177,675	4,997	304,585	57%
201	Capital Projects	20101	Capital Projects	2.5%	142,332	1,249,172	1,106,840	2,141,438	7%
202	Airport Improvements	20202	Airport Improvements	5.1%	285,097	186,783	(98,314)	320,199	89%
230	Landfill-Closure	23030	Landfill-Closure	0.0%	-	-	-	-	
	Total Capital Funds			**10.7%**	**600,106**	**1,613,629**	**1,013,523**	**2,766,222**	**22%**
300	Sports Complex	30000	Sports Complex	0.0%	-	380,917	380,917	653,000	0%
320	Streets Improvement	32020	Streets Improvement	26.2%	1,475,860	4,237,041	2,761,181	7,263,499	20%
	Total Special Revenue Funds			**26.2%**	**1,475,860**	**4,617,958**	**3,142,098**	**7,916,499**	**19%**
500	Fire Protection	50000	Fire Protection	0.0%	-	363,125	363,125	622,500	0%
501	Emergency Medical Services	50101	Emergency Medical Services	0.7%	38,535	22,750	(15,785)	39,000	99%
550	Beautification	55050	Beautification	0.0%	-	-	-	-	
570	Municipal Transit	57070	Municipal Transit	0.3%	18,350	922,383	904,033	1,581,228	1%
580	CDBG Grant	58080	CDBG Grant	6.0%	338,030	344,975	6,945	591,386	57%
	Total Grant Funds			**7.0%**	**394,914**	**1,653,233**	**1,258,319**	**2,834,114**	**14%**

Fund	Fund Name	Dept	Depart Name	% of Total Costs	July - January Actual	July - January Adj Bud	July - January Fav(Unfav)	Total FY Budget	FY Target 58%
600	LT-Promotional	60000	LT-Promotional	1.5%	85,803	939,105	853,302	1,609,895	5%
650	LT-Non Promotional	65000	LT-Non Promotional	1.8%	102,573	610,103	507,530	1,045,891	10%
680	LT-Discretionary	68000	LT-Discretionary	0.0%	-	175,000	175,000	300,000	0%
	Total Lodgers' Tax			**3.3%**	**188,376**	**1,724,208**	**1,535,832**	**2,955,786**	**6%**
700	Water & Sewer	70000	Water	14.7%	828,050	2,617,789	1,789,738	4,487,638	18%
700	Water & Sewer	70001	Waste Water	3.4%	193,553	717,068	523,515	1,229,260	16%
700	Water & Sewer	70002	Double Eagle	0.3%	19,446	798,528	779,082	1,368,904	1%
700	Water & Sewer	70003	Collection System	20.7%	1,166,320	5,919,487	4,753,167	10,147,692	11%
700	Water & Sewer	70004	Lab Environmental Services	0.1%	4,790	2,917	(1,874)	5,000	96%
	Total Water & Sewer			**39.3%**	**2,212,159**	**10,055,788**	**7,843,629**	**17,238,494**	**13%**
720	Solid Waste Disposal	72030	Solid Waste Disposal	1.1%	63,825	2,398,247	2,334,422	4,111,280	2%
	Total Solid Waste Disposal			**1.1%**	**63,825**	**2,398,247**	**2,334,422**	**4,111,280**	**2%**
	Total Capital			**100.0%**	**5,626,525**	**25,609,544**	**19,983,019**	**43,902,076**	**13%**

Project Code	Description	Project Type	Department	Dept Name	Revised Budget	Actuals	Project Balance	Encumbrances	Requisitions
100463	FY21-Vehicle	CAP	111	Executive & Legislative	62,717.00	-	62,717.00	62,717.00	-
100487	FY21-Diamond Drive	CAP	111	Executive & Legislative	75,000.00	-	75,000.00	-	-
100512	FY22-Annual Land Acquisition	CAP	111	Executive & Legislative	150,000.00	-	150,000.00	-	-
100603	FY22-CDOD Operations	OA	111	Executive & Legislative	224,200.00	112,099.98	112,100.02	112,100.02	-
100604	FY22-CDOD County ED	OA	111	Executive & Legislative	10,000.00	4,999.98	5,000.02	5,000.02	-
100605	FY22-MainStreet	OA	111	Executive & Legislative	60,000.00	30,000.00	30,000.00	30,000.00	-
100606	FY22-COC Retirement	OA	111	Executive & Legislative	44,250.00	-	44,250.00	44,250.00	-
100607	FY22-Community of Hope	OA-C	111	Executive & Legislative	24,000.00	24,000.00	-	-	-
100608	FY22-Teen Court	OA	111	Executive & Legislative	24,000.00	12,000.00	12,000.00	12,000.00	-
100609	FY22-Transitional Housing	OA-C	111	Executive & Legislative	32,000.00	32,000.00	-	-	-
100610	FY22-Child Advocacy	OA	111	Executive & Legislative	20,000.00	10,000.00	10,000.00	10,000.00	-
100611	FY22-Mission Carlsbad	OA-C	111	Executive & Legislative	5,000.00	5,000.00	-	-	-
100612	FY22-ELEA	OA-C	111	Executive & Legislative	25,000.00	25,000.00	-	-	-
100613	FY22-SNMCAC	OA	111	Executive & Legislative	15,000.00	7,500.00	7,500.00	7,500.00	-
100614	FY22-SENMEDD	OA-C	111	Executive & Legislative	7,641.00	7,641.00	-	-	-
100615	FY22-Boys & Girls Club	OA	111	Executive & Legislative	65,000.00	-	65,000.00	65,000.00	-
100616	FY22-CMS Natatorium	OA-C	111	Executive & Legislative	13,000.00	13,000.00	-	-	-
100617	FY22-CMS Summer Rec Program	OA-C	111	Executive & Legislative	15,000.00	15,000.00	-	-	-
100618	FY22-CMS Youth Citizenship	OA-C	111	Executive & Legislative	7,000.00	7,000.00	-	-	-
100619	FY22-CMS Tutoring Program	OA-C	111	Executive & Legislative	25,000.00	25,000.00	-	-	-
100635	FY22-CDOD City ED	OA	111	Executive & Legislative	30,000.00	15,000.00	15,000.00	15,000.00	-
100001	FY20-City Clerk-Document Management	CAP	113	City Clerk	160,000.00	152,417.12	7,582.88	4,953.73	-
100125	CO-Tyler-Munis	CAPC	115	Finance-Admin	228,766.95	228,766.95	-	-	-
100343	FY21-Tyler Training	OP-C	115	Finance-Admin	20,000.00	20,000.00	-	-	-
100344	FY21-Cashier Remodel	CAP	115	Finance-Admin	100,000.00	-	100,000.00	-	-
100347	FY21-Servers and Storage	CAP	117	Information Technology	110,000.00	32,766.23	77,233.77	27,323.78	20,490.33
100018	FY20-4th Floor Remodel	CAP	120	PD - Admin	50,000.00	-	50,000.00	46,287.69	-
100283	FY20-FS4 Remodel	CAP	120	PD - Admin	87,271.61	83,283.77	3,987.84	-	454.23
100348	FY21-Rimage Catalyst Disk Burner	CAP	120	PD - Admin	15,785.00	-	15,785.00	-	-
100352	FY21-PD Vehicles & Upfit-5-GRANT	CAP	120	PD - Admin	296,000.00	253,418.00	42,582.00	39,126.00	-
100456	FY21-DOJ Coronavirus-GRANT	OP-C	120	PD - Admin	26,772.94	26,591.96	180.98	-	-
100491	FY21-DOJ Stop School Violence-GRANT	OP	120	PD - Admin	165,499.00	-	165,499.00	-	-
100495	FY21-Shooting Range	CAP	120	PD - Admin	42,582.59	40,445.28	2,137.31	-	-
100501	FY21-Traffic Trailers (2)	CAP	120	PD - Admin	30,000.00	24,035.28	5,964.72	-	-
100507	FY21-PD Vehicles - 2	CAP	120	PD - Admin	144,090.00	-	144,090.00	34,928.00	-
100514	FY22-Key Management System	CAP	120	PD - Admin	20,000.00	11,615.24	8,384.76	3,880.68	-

Project Code	Description	Project Type	Department	Dept Name	Revised Budget	Actuals	Project Balance	Encumbrances	Requisitions
100515	FY22-Fleet Vehicle Purchase	CAP	120	PD - Admin	145,000.00	-	145,000.00	104,546.00	-
100516	FY22-Lexis Nexis	CAP	120	PD - Admin	11,250.00	-	11,250.00	-	-
100517	FY22-Tyler/Watchguard Interface	CAP	120	PD - Admin	45,000.00	-	45,000.00	-	-
100518	FY22-Patrol Ballistic Shields	CAPC	120	PD - Admin	17,200.00	13,500.00	3,700.00	-	-
100519	FY22-APCO/Intellicom/Tyler	CAP	120	PD - Admin	70,000.00	48,095.00	21,905.00	13,534.61	-
100628	FY22-Phone System	CAP	120	PD - Admin	150,000.00	-	150,000.00	149,999.00	-
100629	FY22-Shooting Range Turf	CAP	120	PD - Admin	70,000.00	34,000.00	36,000.00	-	-
100630	FY22-Watchguard/Redaction	CAP	120	PD - Admin	70,000.00	-	70,000.00	22,450.82	-
100643	FY22-K9's (2)	CAPC	120	PD - Admin	20,000.00	20,000.00	-	-	-
100652	FY22-DOJ GRANT -Training	OP	120	PD - Admin	23,515.00	-	23,515.00	-	-
100027	FY20-A-1/PFA Remodel	CAP	130	Fire - Admin	75,000.00	70,483.43	4,516.57	4,475.85	-
100030	FY20-Station 2 Remodel	CAPC	130	Fire - Admin	60,000.00	51,669.97	8,330.03	-	-
100214	CO-Fire Station 6	CAPC	130	Fire - Admin	2,767,285.00	2,757,696.82	9,588.18	-	-
100359	FY21-Rescue Truck-GRANT	CAP	130	Fire - Admin	1,000,000.00	-	1,000,000.00	992,013.00	-
100509	FY21-Dive Shack	CAPC	130	Fire - Admin	16,446.09	8,303.50	8,142.59	-	-
100520	FY22-Power Cot	CAPC	130	Fire - Admin	18,000.00	16,619.65	1,380.35	-	-
100521	FY22-Ambulance Remount	CAP	130	Fire - Admin	153,500.00	-	153,500.00	149,874.00	-
100522	FY22-Phone System	CAP	130	Fire - Admin	15,000.00	-	15,000.00	-	-
100523	FY22-Fire Com Equip-GRANT	CAPC	130	Fire - Admin	30,000.00	29,738.88	261.12	-	-
100086	FY20-HAP Phase 3	CAP	140	Community Development	220,603.00	194,657.23	25,945.77	-	-
100361	FY21-HAP Phase 4	CAP	140	Community Development	50,000.00	10,113.65	39,886.35	4,338.73	-
100524	FY22-HAP Security Camera	CAP	140	Community Development	30,000.00	16,311.38	13,688.62	12,782.00	-
100625	FY22-HAP Phase 5	CAP	140	Community Development	100,000.00	6,700.30	93,299.70	-	-
100653	FY22-HAP Shade Structure-GRANT	CAP	140	Community Development	25,000.00	-	25,000.00	-	-
100261	FY20-2018 Library GO Bond-GRANT	OP-C	141	Library	73,723.85	73,723.85	-	-	-
100457	FY21-NMHC-GRANT	OP-C	141	Library	1,500.00	1,500.00	-	-	-
100526	FY22-2020 GO Bond-GRANT	CAP	141	Library	60,591.19	-	60,591.19	-	-
100665	FY22-Grant-In-Aid	OP	141	Library	9,712.87	-	9,712.87	-	-
100668	FY22-ARP Humanities -GRANT	OP	141	Library	-	-	-	-	-
100669	FY22-ARPA Library -GRANT	OP	141	Library	-	-	-	-	-
100077	FY20-HVAC Upgrade	CAPC	142	Museum	550,000.00	549,804.81	195.19	-	-
100078	FY20-HAP Camera Upgrade	CAPC	142	Museum	9,000.00	8,456.62	543.38	-	-
100321	FY20-Virtual Tour-GRANT	OP-C	142	Museum	7,500.00	7,462.43	37.57	-	-
100527	FY22-Museum HVAC Controls	CAP	142	Museum	100,000.00	-	100,000.00	-	-
100651	FY22-Fallen Officer Memorial	CAP	142	Museum	30,000.00	-	30,000.00	10,502.40	12,242.65
100090	FY20-Parking Lot Improvements	CAPC	143	Performing Arts Center	52,364.54	32,454.45	19,910.09	-	-

Project Code	Description	Project Type	Department	Dept Name	Revised Budget	Actuals	Project Balance	Encumbrances	Requisitions
100363	FY21-WGPAC HVAC	CAP	143	Performing Arts Center	28,000.00	-	28,000.00	-	-
100504	FY21-Security System	CAPC	143	Performing Arts Center	55,000.00	38,021.15	16,978.85	-	-
100528	FY22-Sound & Lighting System	CAP	143	Performing Arts Center	200,000.00	2,415.00	197,585.00	34,270.60	-
100529	FY22-Stage for Annex	CAP	143	Performing Arts Center	30,000.00	26,282.25	3,717.75	-	-
100530	FY22-Annex Sound/Lighting	CAP	143	Performing Arts Center	30,000.00	892.08	29,107.92	892.08	-
100065	FY20-Hard Stands on Ramp	CAP	144	Airport	160,000.00	68,033.75	91,966.25	83,946.51	-
100364	FY21-Concrete Hardstand	CAP	144	Airport	187,950.00	-	187,950.00	-	-
100007	FY20-Exterior Paint/Construction	CAP	145	Riverwalk Recreation	99,010.00	6,458.75	92,551.25	-	-
100366	FY21-Basketball Court Improvements	CAP	145	Riverwalk Recreation	75,000.00	18,803.56	56,196.44	-	-
100367	FY21-RRC Upgrades	CAP	145	Riverwalk Recreation	200,000.00	-	200,000.00	-	-
100666	FY22-Elevator Upgrades	CAP	145	Riverwalk Recreation	85,000.00	-	85,000.00	-	-
100368	FY21-JD ProGator Sprayer Attachment	CAP	146	Golf	19,940.00	-	19,940.00	19,688.40	-
100369	FY21-John Deere ProGator 2030A	CAP	146	Golf	35,238.00	-	35,238.00	35,238.00	-
100531	FY22-Golf Course Impr	CAP	146	Golf	200,000.00	-	200,000.00	-	-
100645	FY22-Beverage Cart	CAPC	146	Golf	17,158.71	17,158.71	-	-	-
100661	FY22-Filter System	CAP	147	Water Park	64,705.00	-	64,705.00	64,705.00	-
100087	FY20-San Jose Ctr Improvements	CAP	150	Sr. Rec-Alejandro Ruiz	75,000.00	64,228.49	10,771.51	10,771.51	-
100525	FY22-Pate Security Camera	CAP	150	Sr. Rec-Alejandro Ruiz	65,000.00	-	65,000.00	58,485.75	-
100532	FY22-Pate Renovations	CAP	150	Sr. Rec-Alejandro Ruiz	200,000.00	541.78	199,458.22	1,781.32	-
100513	FY22-HVAC	CAP	151	Facility Maintenance	20,000.00	-	20,000.00	-	-
100637	FY22-Floor Scrubber	CAPC	151	Facility Maintenance	10,000.00	8,100.00	1,900.00	-	-
100648	FY21-Booster Pump	CAPC	151	Facility Maintenance	10,748.17	10,748.17	-	-	-
100667	FY22-Elevator Upgrades	CAP	151	Facility Maintenance	85,000.00	-	85,000.00	-	-
100055	FY20-Erosion Control	CAP	153	Parks	250,000.00	246,254.38	3,745.62	2,060.77	-
100505	FY21-Bunker Rake	CAP	153	Parks	17,000.00	-	17,000.00	15,179.18	-
100533	FY22-Annual Park Improvements	CAP	153	Parks	375,000.00	81,699.60	293,300.40	106,162.90	-
100623	FY21-Ventrac	CAP	153	Parks	36,000.00	-	36,000.00	28,776.88	-
100626	FY22-Cherry Lane Park	CAP	153	Parks	50,000.00	-	50,000.00	-	-
100646	FY22-Pressure Washer	CAPC	153	Parks	8,400.00	8,341.00	59.00	-	-
100081	FY20-Tyler Intergov	CAP	160	Planning & Regulation	600,000.00	320,469.67	279,530.33	279,530.33	-
100382	FY21-Metal Detector	CAPC	160	Planning & Regulation	10,400.00	5,196.32	5,203.68	-	-
100534	FY22-Annual ROW Acquisition	CAP	160	Planning & Regulation	25,000.00	-	25,000.00	-	-
100091	FY20-Maintenance Shed	CAPC	161	Cemetery	125,000.00	97,209.65	27,790.35	-	-
100092	FY20-Fence	CAP	161	Cemetery	125,000.00	66,953.69	58,046.31	-	-
100093	FY20-Mobile Cemetery Web Service	CAP	161	Cemetery	50,000.00	31,160.00	18,840.00	16,289.00	-
100535	FY22- Honor Guard Cemetery	CAP	161	Cemetery	50,000.00	20,261.33	29,738.67	-	-

Project Code	Description	Project Type	Department	Dept Name	Revised Budget	Actuals	Project Balance	Encumbrances	Requisitions
100506	FY21-San Jose	CAP	200	GRT Capital Outlay	304,585.00	172,677.66	131,907.34	7,284.64	-
100123	FY20-Annual Street Improvements	CAP	201	Capital Projects	7,420,000.00	6,247,619.18	1,172,380.82	989,702.71	-
100159	CO-Health Facility	CAP	201	Capital Projects	1,039,688.60	967,995.01	71,693.59	105.00	-
100243	CO-Halagueno Arts Park	CAPC	201	Capital Projects	27,340.00	26,114.78	1,225.22	-	-
100536	FY22-San Jose Phase 2-GRANT	CAP	201	Capital Projects	760,000.00	-	760,000.00	90,703.03	-
100654	FY22-SJSR Freezer-GRANT	CAPC	201	Capital Projects	35,100.00	35,065.45	34.55	-	-
100144	CO -Taxiway Improvement- GRANT	CAP	202	Airport Improvements	2,961,035.00	3,167,088.82	(206,053.82)	31,850.56	-
100275	FY20-Airport Lighting	CAPC	202	Airport Improvements	700,000.00	678,544.86	21,455.14	-	-
100313	FY20-Runway 14R-32L-GRANT	CAP	202	Airport Improvements	97,670.00	66,968.91	30,701.09	28,700.97	-
100386	FY21-Airport Master Plan	CAP	202	Airport Improvements	189,000.00	-	189,000.00	-	-
100478	FY21-CARES-GRANT	OP	202	Airport Improvements	69,000.00	55,103.11	13,896.89	-	-
100479	FY21-Airport Annual Maint-GRANT	OP	202	Airport Improvements	22,222.00	14,752.21	7,469.79	5,981.05	-
100388	FY21-Basket Ball Court	CAP	300	Sports Complex	53,000.00	-	53,000.00	-	-
100537	FY22-Landscaping Improvements	CAP	300	Sports Complex	300,000.00	-	300,000.00	-	-
100538	FY22-Parking Lot Improvements	CAP	300	Sports Complex	300,000.00	-	300,000.00	-	-
100255	CO-Cherry Lane	CAPC	320	Streets Improvement	20,743.00	4,529.00	16,214.00	-	-
100271	FY20-Canal St Storm Drain-GRANT	CAP	320	Streets Improvement	600,000.00	161,217.67	438,782.33	106,798.08	-
100392	FY21-Downtown Sidewalk	CAP	320	Streets Improvement	20,000.00	-	20,000.00	-	-
100394	FY21-Radio Blvd-GRANT	CAP	320	Streets Improvement	500,000.00	-	500,000.00	-	-
100539	FY22-Annual Street Improvements	CAP	320	Streets Improvement	1,750,000.00	311,447.51	1,438,552.49	673,956.26	-
100540	FY22-Street Scapes	CAP	320	Streets Improvement	200,000.00	12,401.11	187,598.89	8,834.85	-
100541	FY22-County Contribution	CAP	320	Streets Improvement	1,000,000.00	-	1,000,000.00	-	-
100622	FY21-Cherry Ln Paving-GRANT	CAP	320	Streets Improvement	1,000,000.00	679,904.65	320,095.35	190,826.30	-
100634	FY22-Flood Repairs	CAP	320	Streets Improvement	1,500,000.00	464,393.06	1,035,606.94	70,040.49	-
100658	FY22-Mermod St-GRANT	CAP	320	Streets Improvement	302,789.33	-	302,789.33	-	-
100659	FY22-Old Cavern Hwy-GRANT	CAP	320	Streets Improvement	528,000.00	-	528,000.00	-	-
100396	FY21-Air Lifting Bag	CAP	500	Fire Protection	7,500.00	-	7,500.00	-	-
100399	FY21-Ambulance	CAP	500	Fire Protection	290,000.00	-	290,000.00	287,806.00	-
100542	FY22-Hurts Tools-GRANT	CAP	500	Fire Protection	90,000.00	-	90,000.00	83,017.06	-
100543	FY22-Stabilization Equip-GRANT	CAP	500	Fire Protection	40,000.00	-	40,000.00	38,452.20	-
100544	FY22-Scott Airpacks-GRANT	CAP	500	Fire Protection	30,000.00	-	30,000.00	29,584.88	-
100545	FY22-Shade Structure-GRANT	CAP	500	Fire Protection	55,000.00	-	55,000.00	-	-
100546	FY22-Pumper-GRANT	CAP	500	Fire Protection	110,000.00	-	110,000.00	-	-
100547	FY22-Power Load-GRANT	CAPC	501	Emergency Medical Services	20,000.00	19,915.39	84.61	-	-
100636	FY22-Power Cot-GRANT	CAPC	501	Emergency Medical Services	19,000.00	18,619.65	380.35	-	-
100094	FY20-Van	CAP	570	Municipal Transit	80,000.00	-	80,000.00	-	-

Project Code	Description	Project Type	Department	Dept Name	Revised Budget	Actuals	Project Balance	Encumbrances	Requisitions
100095	FY20-Smart Project	CAPC	570	Municipal Transit	138,500.00	120,361.51	18,138.49	-	-
100404	FY21-Surveillance System-Vans-GRANT	CAP	570	Municipal Transit	34,892.00	-	34,892.00	-	-
100405	FY21-Bus Shelters/Benches-GRANT	CAP	570	Municipal Transit	180,000.00	6,313.43	173,686.57	167,566.72	-
100406	FY21-Bus Replacement-GRANT	CAP	570	Municipal Transit	1,256,161.00	-	1,256,161.00	-	-
100133	CO-San Jose Sen Ctr-GRANT	CAP	580	CDBG Grant	800,000.00	708,347.43	91,652.57	86,599.37	-
100655	FY22 - ARSC Renovations-GRANT	CAP	580	CDBG Grant	161,703.57	-	161,703.57	-	-
100143	CO-Cascade Sign	CAP	600	LT-Promo	60,190.29	58,127.54	2,062.75	-	-
100203	FY20-Retire Carlsbad Promo	LT-C	600	LT-Promo	20,000.00	-	20,000.00	20,000.00	-
100267	FY20-Electronic Sign Cascades	LT	600	LT-Promo	216,867.00	139,302.01	77,564.99	77,564.99	-
100303	FY20-Museum Advertising	LT	600	LT-Promo	80,000.00	55,203.44	24,796.56	19,952.81	-
100411	FY21-MainStreet Tourism Campaign	LT-C	600	LT-Promo	75,535.75	75,512.21	23.54	-	-
100412	FY21-City Promotion	LT-C	600	LT-Promo	250,000.00	241,705.63	8,294.37	-	-
100413	FY21-Digital Sign-Sports Complex	CAP	600	LT-Promo	110,250.00	88,221.24	22,028.76	11,195.16	-
100453	FY21-Red Rocket Social Media	LT-C	600	LT-Promo	60,000.00	59,950.00	50.00	-	-
100454	FY21-City Sponsored Events	LT	600	LT-Promo	70,000.00	56,839.52	13,160.48	-	3,944.00
100455	FY21-Water Park Advertising	LT	600	LT-Promo	20,000.00	15,902.06	4,097.94	64.36	-
100481	FY21-KENW FM Underwriting	LT	600	LT-Promo	3,400.00	3,113.00	287.00	287.00	-
100486	FY21-CARC Virtual GALA Fundraiser	LT	600	LT-Promo	5,000.00	-	5,000.00	5,000.00	-
100503	FY21-MainStreet Kiosk Canopy	LT-C	600	LT-Promo	30,137.25	21,264.25	8,873.00	-	-
100508	FY21-JChester - Social Media	LT	600	LT-Promo	37,000.00	28,473.59	8,526.41	8,526.41	-
100581	FY22-Museum Advertising	LT	600	LT-Promo	60,000.00	7,863.38	52,136.62	-	-
100582	FY22-City Sponsored Events	LT	600	LT-Promo	102,000.00	64,022.22	37,977.78	14,968.35	-
100583	FY22-Carlsbad Area Art Association	LT	600	LT-Promo	30,000.00	9,865.20	20,134.80	20,134.80	-
100584	FY22-United Way Skeet Shoot	LT-C	600	LT-Promo	5,000.00	2,875.76	2,124.24	-	-
100585	FY22-Friends of Living Desert	LT	600	LT-Promo	27,000.00	7,053.13	19,946.87	19,946.87	-
100586	FY22-CARS Cruise to the Beach	LT	600	LT-Promo	10,000.00	2,188.83	7,811.17	7,811.17	-
100587	FY22-CARC Washington Ranch Festival	LT	600	LT-Promo	30,000.00	-	30,000.00	30,000.00	-
100588	FY22-MainStreet Tourism Campaign	LT	600	LT-Promo	80,000.00	13,836.42	66,163.58	66,163.58	-
100589	FY22-MainStreet Social Media	LT	600	LT-Promo	25,200.00	-	25,200.00	25,200.00	-
100590	FY22-Creative Carlsbad Art Council	LT	600	LT-Promo	30,200.00	5,405.71	24,794.29	24,794.29	-
100591	FY22-Pearl of Pecos Heritage Walk	LT	600	LT-Promo	24,290.50	9,971.89	14,318.61	14,318.61	-
100592	FY22-Pearl of the Pecos Mural Proj	LT	600	LT-Promo	10,000.00	-	10,000.00	10,000.00	-
100593	FY22-COC-Age-friendly Council	LT	600	LT-Promo	20,000.00	-	20,000.00	20,000.00	-
100594	FY22-Carlsbad Chamber-Marketing	LT	600	LT-Promo	267,000.00	133,500.00	133,500.00	133,500.00	-
100624	FY21-16th of September	LT	600	LT-Promo	9,900.00	-	9,900.00	9,900.00	-
100631	FY22-Library Advertising	LT	600	LT-Promo	20,000.00	-	20,000.00	-	-

Project Code	Description	Project Type	Department	Dept Name	Revised Budget	Actuals	Project Balance	Encumbrances	Requisitions
100632	FY22-Red Rocket Social Media	LT	600	LT-Promo	60,000.00	29,975.00	30,025.00	30,025.00	-
100639	FY22-Hope Center Live Events	LT	600	LT-Promo	18,000.00	12,602.48	5,397.52	5,397.52	-
100640	FY22-CavernFest	LT	600	LT-Promo	77,000.00	-	77,000.00	77,000.00	-
100641	FY22-Hawgfest/Rodeo Week	LT	600	LT-Promo	40,000.00	7,435.51	32,564.49	32,564.49	-
100644	FY22-Entrance Signs (3)	LT	600	LT-Promo	1,500,000.00	-	1,500,000.00	-	-
100650	FY22- United Way Ugly Sweater Run	LT	600	LT-Promo	13,000.00	-	13,000.00	13,000.00	-
100656	FY22-Fishing Derby	LT	600	LT-Promo	5,000.00	-	5,000.00	5,000.00	-
100657	FY22-Christmas on the Pecos	LT	600	LT-Promo	50,000.00	-	50,000.00	50,000.00	-
100660	FY22-Christmas on the Pecos Prop	LT-C	600	LT-Promo	41,477.00	41,477.00	-	-	-
100664	FY22-COC Digital Sign	LT	600	LT-Promo	41,441.40	-	41,441.40	41,441.40	-
100099	FY20-Cavern Theater	CAP	650	LT-Non Promotional	3,041,430.00	2,162,183.26	879,246.74	125,182.93	529.12
100139	CO-Potash Park	CAP	650	LT-Non Promotional	203,097.00	167,058.16	36,038.84	-	-
100141	CO-Cave/Karst Research Inst	CAP	650	LT-Non Promotional	242,025.00	234,651.62	7,373.38	-	-
100417	FY21-PRV Patio Renovation	CAP	650	LT-Non Promotional	148,385.31	136,727.37	11,657.94	-	-
100418	FY21-Fireworks-July 4th	LT-C	650	LT-Non Promotional	65,000.00	60,000.00	5,000.00	-	-
100548	FY22- HAP Holiday Decor	CAP	650	LT-Non Promotional	75,000.00	65,998.74	9,001.26	-	-
100595	FY22-Firefighter Combat Challenge	LT-C	650	LT-Non Promotional	27,500.00	27,345.57	154.43	-	-
100597	FY22-Fireworks	LT	650	LT-Non Promotional	65,000.00	30,000.00	35,000.00	30,000.00	-
100598	FY22-Annual PRV Building Maint	LT	650	LT-Non Promotional	20,000.00	968.87	19,031.13	-	-
100599	FY22-Annual Public Safety	LT	650	LT-Non Promotional	100,000.00	-	100,000.00	-	-
100600	FY22-Annual Audit	LT	650	LT-Non Promotional	2,500.00	-	2,500.00	-	-
100601	FY22-Carlsbad Chamber-Management	LT	650	LT-Non Promotional	332,900.00	166,450.02	166,449.98	166,449.98	-
100602	FY22-MainStreet Holiday Decor	LT	650	LT-Non Promotional	25,000.00	12,056.98	12,943.02	12,943.02	-
100642	FY22-Holiday Lights - Chamber	LT-C	650	LT-Non Promotional	40,000.00	40,000.00	-	-	-
100627	FY22-Jed Howard	CAP	680	LT-Discretionary	300,000.00	-	300,000.00	-	-
100114	FY20-Engineering Waterline Upgrade	CAP	700	Water	200,000.00	91,033.74	108,966.26	107,007.46	-
100115	FY20-Upgrade Waterline	CAP	700	Water	980,000.00	599,255.00	380,745.00	112,374.93	-
100145	CO-W&S Line Extension/Upgrades	CAP	700	Water	314,779.00	286,452.89	28,326.11	28,325.91	-
100239	CO-Well Rehab #9	CAP	700	Water	103,086.00	48,952.00	54,134.00	-	-
100273	FY20-Sewer Lift Station Generator	CAP	700	Water	250,000.00	71,723.00	178,277.00	162,483.00	-
100425	FY21-Water Well Rehab	CAP	700	Water	250,000.00	215,023.82	34,976.18	8,000.00	-
100426	FY21-Eng-E Green St	CAP	700	Water	200,000.00	35,924.31	164,075.69	10,655.10	-
100428	FY21-SCADA/Chlorine System Upgrade	CAPC	700	Water	278,406.87	264,249.68	14,157.19	-	-
100430	FY21-Sandpoint Waterline	CAP	700	Water	390,000.00	6,037.16	383,962.84	-	-
100511	FY21-Meter Reading System	CAP	700	Water	31,750.00	10,974.82	20,775.18	15,258.00	-
100549	FY22-Water Meter Upgrades	CAP	700	Water	1,500,000.00	4,278.32	1,495,721.68	-	-

Project Code	Description	Project Type	Department	Dept Name	Revised Budget	Actuals	Project Balance	Encumbrances	Requisitions
100550	FY22-Trucks	CAP	700	Water	100,000.00	-	100,000.00	90,604.00	-
100551	FY22-SD Reservoir	CAP	700	Water	150,000.00	15,797.97	134,202.03	-	-
100552	FY22-Water Valves	CAP	700	Water	100,000.00	11,369.25	88,630.75	-	-
100553	FY22-Annual New Services	CAP	700	Water	200,000.00	17,184.76	182,815.24	-	-
100554	FY22-PRV Rehab	CAP	700	Water	120,000.00	-	120,000.00	18,530.15	-
100555	FY22-Mini Track Hoe	CAP	700	Water	80,000.00	-	80,000.00	56,830.18	-
100119	FY20-Fan/Belt Press	CAP	701	Waste Water	593,289.82	587,547.13	5,742.69	5,709.74	-
100498	FY21-Fall Protection	CAPC	701	Waste Water	10,000.00	8,895.83	1,104.17	-	-
100556	FY22-Truck	CAP	701	Waste Water	35,000.00	-	35,000.00	25,876.00	-
100557	FY22-Septage Scale	CAP	701	Waste Water	120,000.00	-	120,000.00	-	-
100558	FY22-Dump Truck	CAPC	701	Waste Water	185,000.00	164,098.00	20,902.00	-	-
100559	FY22-Back Hoe	CAP	701	Waste Water	150,000.00	-	150,000.00	109,631.30	-
100560	FY22-Grit Pump Valves	CAP	701	Waste Water	50,000.00	-	50,000.00	-	-
100561	FY22-Digester Roof	CAP	701	Waste Water	50,000.00	-	50,000.00	-	-
100562	FY22-Final Clarifier	CAP	701	Waste Water	95,000.00	-	95,000.00	-	-
100563	FY22-John Deere Utility	CAPC	701	Waste Water	30,000.00	22,042.14	7,957.86	-	-
100565	FY22-UV Redundancy	CAP	701	Waste Water	100,000.00	-	100,000.00	-	-
100566	FY22-Gravity Belt Thickener	CAP	701	Waste Water	250,000.00	-	250,000.00	-	-
100567	FY22-Fall Protect System	CAP	701	Waste Water	150,000.00	-	150,000.00	-	-
100151	CO-Tatum Wellfield	CAP	702	Double Eagle	201,199.00	137,978.79	63,220.21	290.47	-
100433	FY21-Wellfield Upgrade	CAP	702	Double Eagle	593,673.32	109,614.31	484,059.01	-	-
100494	FY21-DE Waterline Engineering	CAP	702	Double Eagle	82,179.65	-	82,179.65	-	-
100568	FY22-Wellfield Waterlines	CAP	702	Double Eagle	400,000.00	-	400,000.00	-	-
100569	FY22-Engineering	CAP	702	Double Eagle	200,000.00	-	200,000.00	-	-
100570	FY22-Trucks	CAP	702	Double Eagle	120,000.00	-	120,000.00	-	-
100121	FY20-Sewer Interceptor upgrades	CAP	703	Collection System	1,849,121.03	670,976.98	1,178,144.05	188,073.07	-
100435	FY21-Sewer Line Upgrade	CAP	703	Collection System	153,295.95	142,191.97	11,103.98	11,103.98	-
100436	FY21-Engineering-Misc.	CAP	703	Collection System	186,169.48	182,184.07	3,985.41	196.42	-
100437	FY21-Rose St Sewer	CAP	703	Collection System	400,000.00	62,884.54	337,115.46	27,547.03	-
100438	FY21-Bataan Lift Station Forcemain	CAP	703	Collection System	500,000.00	1,266.00	498,734.00	-	-
100439	FY21-NPH Sewer Extension-GRANT	CAP	703	Collection System	500,000.00	123,677.36	376,322.64	70,650.22	-
100441	FY21-Cherry Ln Sewer	CAP	703	Collection System	1,627,916.24	1,609,673.38	18,242.86	-	-
100475	FY21-Lift Station Equip	CAP	703	Collection System	200,000.00	-	200,000.00	-	-
100484	FY21-Orchard Ln Sewer Upgrade	CAP	703	Collection System	1,809,820.00	2,798.79	1,807,021.21	-	-
100571	FY22-Bataan Lift Station-GRANT	CAP	703	Collection System	1,400,000.00	-	1,400,000.00	-	-
100572	FY22-Old Cavern Sewer Ext-GRANT	CAP	703	Collection System	2,698,401.00	-	2,698,401.00	114,751.68	-

Project Code	Description	Project Type	Department	Dept Name	Revised Budget	Actuals	Project Balance	Encumbrances	Requisitions
100573	FY22-Primary Lift Station	CAP	703	Collection System	300,000.00	-	300,000.00	-	-
100574	FY22-Manhole Rehab	CAP	703	Collection System	150,000.00	16,093.17	133,906.83	370.67	-
100442	FY21-Lab Equipment	CAPC	704	Lab Environmental Services	5,000.00	4,790.23	209.77	-	-
100444	FY21-Tire Bales	OP	730	Solid Waste Disposal	325,000.00	184,303.83	140,696.17	-	-
100496	FY21-Front-Load Truck-2	CAP	730	Solid Waste Disposal	800,480.00	-	800,480.00	735,032.00	-
100497	FY21-Barrel Truck-2	CAP	730	Solid Waste Disposal	807,800.00	-	807,800.00	734,370.00	-
100575	FY22-ARC Trucks	CAP	730	Solid Waste Disposal	1,800,000.00	-	1,800,000.00	1,744,105.00	-
100576	FY22-SW Containers	CAP	730	Solid Waste Disposal	250,000.00	-	250,000.00	-	-
100577	FY22-Wood Chipper	CAPC	730	Solid Waste Disposal	75,000.00	63,825.00	11,175.00	-	-
100578	FY22-Trucks	CAP	730	Solid Waste Disposal	70,000.00	-	70,000.00	55,417.00	-
100579	FY22-Trailer	CAP	730	Solid Waste Disposal	8,000.00	-	8,000.00	-	-
100580	FY22-Household Haz Waste Col	CAP	730	Solid Waste Disposal	200,000.00	-	200,000.00	-	-
100662	FY22-Engine Replacement	CAPC	730	Solid Waste Disposal	-	-	-	-	-
100663	FY22-Convenience Station Fence	CAP	730	Solid Waste Disposal	100,000.00	-	100,000.00	88,998.16	-
					70,397,340.87	**30,316,708.34**	**40,080,632.53**	**11,290,695.94**	

9. Promotional Lodgers' Tax Aging Schedule

City of Carlsbad, NM
Lodgers Tax - Promotional
Aging Schedule of Revenues to be Spent
as of: January 2022

Revenues		Expenditures/Transfers															
		FY15	FY16	FY17	FY18	FY19	FY20	FY21	**FY22**	FY23	FY24	FY25	FY26	FY27	Offsetting Expense	Balance	Compliance
FY15	1,444,294	-	834,379	583,778	**26,137**										1,444,294	-	**No - $26k**
FY16	767,494				592,385	**175,109**									767,494	-	**No - $175k**
FY17	735,160					735,160									735,160	-	**Yes**
FY18	1,401,511					177,647	1,085,888	**137,976**							1,401,511	-	**No - $138k**
FY19	1,656,917							1,029,135	**551,582**						1,580,717	76,200	
FY20	1,442,933														-	1,442,933	
FY21	635,817														-	635,817	
FY22	431,264														-	431,264	
FY23															-		
FY24															-		
		-	834,379	583,778	618,522	1,087,916	1,085,888	1,167,111	551,582	-	-	-	-	-		2,586,214	

Per Lodgers' Tax State Statute and City Ordinance, the proceeds from the occupancy tax that are required to be used to advertise, publicize and promote tourist-related attractions, facilities and events shall be used within two years of the close of the fiscal year in which they were collected and shall not be accumulated beyond that date or used for any other purpose.

10. Municipal Court Summary

City of Carlsbad, NM
Municipal Court Analysis
FY22

FY22	Number of Cases	Cases on Appeal	Outstanding Warrants	State Fees	City of Carlsbad Fines	City of Carlsbad Fees	City of Carlsbad Total	Previous FY	Variance
Jul-21	1,068	1	4,123	$7,017	$53,767	$13,699	$67,466	$64,938	$2,528
Aug-21	1,070	1	4,169	$7,369	$54,507	$13,797	$68,304	$69,766	-$1,462
Sep-21	859	1	4,185	$6,656	$53,193	$14,119	$67,312	$76,509	-$9,197
Oct-21	877	2	4,253	$5,917	$49,052	$13,199	$62,251	$78,561	-$16,310
Nov-21	857	4	4,244	$7,299	$50,372	$14,839	$65,211	$61,820	$3,391
Dec-21	901	5	4,275	$7,079	$51,024	$14,151	$65,175	$55,638	$9,537
Jan-22	1,143	5	4,409	$7,546	$54,804	$14,690	$69,494	$68,361	$1,133
Feb-22							$0	$74,712	
Mar-22							$0	$110,499	
Apr-22							$0	$87,137	
May-22							$0	$66,959	
Jun-22							$0	$63,313	
Total/Ave	**6,775**	**3**	**4,237**	**$48,883**	**$366,719**	**$98,494**	**$465,213**	**$878,213**	**-$10,380**
Vs. FY21									
Incr(Decr)	-43%	36%	-1%	-46%	-47%	-47%	-47%		

Previous	Number of Cases	Cases on Appeal	Outstanding Warrants	State Fees	City of Carlsbad Fines	City of Carlsbad Fees	City of Carlsbad Total
FY21	11,944	2	4,281	$90,122	$692,903	$185,310	$878,213
FY20	13,548	2	4,308	$90,205	$730,812	$183,099	$913,911
FY19	9,476		4,008	$73,519	$555,014	$148,400	$703,414
FY18	8,881		3,560	$69,658	$434,310	$137,663	$571,973

11. Debt Service

City of Carlsbad, NM
Debt Service
as of: July 1, 2021

		Water & Sewer Debt						ALL OTHER DEBT				TOTAL DEBT
		NMFA Carlsbad 10 DE Waterline	NMFA Carlsbad 11 DE Extension	NMFA Carlsbad 14 Storage/Conv	NMFA Carlsbad 16 Conservation	NMFA CWSRF 010 Treat Plant	**Total W&S**	NMFA Series 2019 Bonds	NMFA Carlsbad 13 ARC Trucks	NMFA Carlsbad 15 Sprts Cmplx	**Total All Other**	
Original Amts												
	Principal	300,000	15,688,737	600,000	1,000,000	19,414,220	**37,002,957**	4,020,000	1,165,267	5,710,429	**10,895,696**	**47,898,653**
	Interest	7,902	3,533,097	16,003	25,434	4,331,980	**7,914,416**	256,174	96,317	1,125,629	**1,478,120**	**9,392,536**
	Total	$307,902	$19,221,834	$616,003	$1,025,434	$23,746,200	**$44,917,373**	$4,276,174	$1,261,584	$6,836,058	**$12,373,816**	**$57,291,189**
Implied Interest		3%	23%	3%	3%	22%	21%	6%	8%	20%	14%	20%
Years	FY	Payments Remaining - includes Principal & Interest						Payments Remaining - includes Principal & Interest				
1	2022	138,572	961,091	431,202	747,606	1,187,310	3,465,781	3,404,104	503,189	4,281,620	8,188,913	**11,654,694**
2	2023	-	961,091	-	-	1,187,310	2,148,401	-	-	-	-	**2,148,401**
3	2024	-	961,091	-	-	1,187,310	2,148,401	-	-	-	-	**2,148,401**
4	2025	-	961,092	-	-	1,187,310	2,148,402	-	-	-	-	**2,148,402**
5	2026	-	961,091	-	-	1,187,310	2,148,401	-		-	-	**2,148,401**
6	2027	-	961,092	-	-	1,187,310	2,148,402	-		-	-	**2,148,402**
7	2028	-	961,092	-	-	1,187,310	2,148,402	-		-	-	**2,148,402**
8	2029	-	961,092	-	-	1,187,310	2,148,402	-		-	-	**2,148,402**
9	2030	-	961,092	-	-	1,187,310	2,148,402			-	-	**2,148,402**
10	2031		961,092	-	-	1,187,310	2,148,402				-	**2,148,402**
11	2032		961,092	-	-	1,187,310	2,148,402				-	**2,148,402**
12	2033		961,091	-	-	1,187,310	2,148,401				-	**2,148,401**
13	2034		961,092	-	-	1,187,310	2,148,402				-	**2,148,402**
14	2035		961,092	-	-	1,187,310	2,148,402				-	**2,148,402**
15	2036		961,091			1,187,310	2,148,401				-	**2,148,401**
16	2037		961,092			1,187,310	2,148,402				-	**2,148,402**
17	2038					1,187,310	1,187,310				-	**1,187,310**
		138,572	**15,377,466**	**431,202**	**747,606**	**20,184,270**	**36,879,117**	**3,404,104**	**503,189**	**4,281,620**	**8,188,913**	**45,068,030**
City Debt Service Reserve		**138,572**		**431,202**	**747,606**		**1,317,380**	**3,404,104**	**503,189**	**4,281,620**	**8,188,913**	**9,506,293**
	Balance	**-**	**15,377,466**	**-**	**-**	**20,184,270**	**35,561,737**	**-**	**0.00**	**-**	**0**	**35,561,737**

12. YTD Budget Report

FOR 2022 07

ACCOUNTS FOR: 101 General Fund	ORIGINAL APPROP	TRANFRS/ ADJSTMTS	REVISED BUDGET	YTD ACTUAL	ENCUMBRANCES	AVAILABLE BUDGET	PCT USED
101 General Fund							
101 30000 Municipal	-22,499,000	0	-22,499,000	-14,243,524.63	.00	-8,255,475.37	63.3%*
101 30010 Muni Share	-19,061,000	0	-19,061,000	-12,669,624.77	.00	-6,391,375.23	66.5%*
101 30030 Infrastruc	-2,173,000	0	-2,173,000	-1,230,956.99	.00	-942,043.01	56.6%*
101 30050 Compensati	-121,479	0	-121,479	-27,427.80	.00	-94,051.20	22.6%*
101 30060 Telecom	-4,000	0	-4,000	-1,135.90	.00	-2,864.10	28.4%*
101 30070 GRT-Intern	-123,000	0	-123,000	-95,967.38	.00	-27,032.62	78.0%*
101 30100 Property	-3,590,000	0	-3,590,000	-2,442,694.64	.00	-1,147,305.36	68.0%*
101 30300 Auto Lic G	-18,000	0	-18,000	-11,283.29	.00	-6,716.71	62.7%*
101 31000 TDS	-102,000	0	-102,000	-71,638.28	.00	-30,361.72	70.2%*
101 31010 Xcel	-597,000	0	-597,000	-356,576.20	.00	-240,423.80	59.7%*
101 31020 NM Gas	-31,000	0	-31,000	-50,183.90	.00	19,183.90	161.9%
101 31025 PVT	-18,000	0	-18,000	-1,152.35	.00	-16,847.65	6.4%*
101 31030 Windstream	-62,000	0	-62,000	-22,568.13	.00	-39,431.87	36.4%*
101 31040 Water	-21,000	0	-21,000	-20,000.00	.00	-1,000.00	95.2%*
101 32000 Business	-1,000	0	-1,000	-40.00	.00	-960.00	4.0%*
101 32005 License-Ca	0	0	0	-1,500.00	.00	1,500.00	100.0%
101 32010 Dog	-1,000	0	-1,000	-484.00	.00	-516.00	48.4%*
101 32020 Liquor	-11,000	0	-11,000	.00	.00	-11,000.00	.0%*
101 32100 Building	-106,000	0	-106,000	-83,852.75	.00	-22,147.25	79.1%*
101 32110 Cemetery M	-1,000	0	-1,000	-1,650.00	.00	650.00	165.0%
101 32120 Electrical	-83,000	0	-83,000	-24,687.00	.00	-58,313.00	29.7%*
101 32130 Golf Carts	-58,000	0	-58,000	-31,601.00	.00	-26,399.00	54.5%*
101 32150 Plumbing/M	-27,000	0	-27,000	-11,215.00	.00	-15,785.00	41.5%*
101 32190 Misc	-1,000	0	-1,000	-10,795.84	.00	9,795.84	1079.6%
101 33000 Business R	-75,000	0	-75,000	-14,309.70	.00	-60,690.30	19.1%*
101 33001 Cemetery L	-94,000	0	-94,000	-78,125.35	.00	-15,874.65	83.1%*
101 33002 Cemetery O	-113,000	0	-113,000	-56,335.00	.00	-56,665.00	49.9%*
101 33005 Fees-Green	-275,000	0	-275,000	-220,736.17	.00	-54,263.83	80.3%*
101 33007 Library	-4,000	0	-4,000	-2,817.25	.00	-1,182.75	70.4%*
101 33010 Notary	0	0	0	-45.00	.00	45.00	100.0%
101 33012 Rental	-1,000	0	-1,000	-19,500.00	.00	18,500.00	1950.0%
101 33013 Rental Wat	-8,000	0	-8,000	-9,700.00	.00	1,700.00	121.3%
101 33014 Fees-Resti	-4,000	0	-4,000	.00	.00	-4,000.00	.0%*
101 33015 Senior Cen	-6,000	0	-6,000	-2,348.38	.00	-3,651.62	39.1%*
101 33016 Sub Divisi	-3,000	0	-3,000	-1,170.00	.00	-1,830.00	39.0%*
101 33022 Waterpark	-70,000	0	-70,000	-73,196.89	.00	3,196.89	104.6%
101 33023 Zoning	-3,000	0	-3,000	-2,127.00	.00	-873.00	70.9%*
101 33024 Fees-RB/CT	0	0	0	-189,698.00	.00	189,698.00	100.0%
101 33090 Misc	0	0	0	-188,013.00	.00	188,013.00	100.0%
101 34000 Ambulance	-3,000	0	-3,000	-4,355.35	.00	1,355.35	145.2%

FOR 2022 07

ACCOUNTS FOR: 101 General Fund	ORIGINAL APPROP	TRANFRS/ ADJSTMTS	REVISED BUDGET	YTD ACTUAL	ENCUMBRANCES	AVAILABLE BUDGET	PCT USED
101 34045 LifeLine	-700,000	0	-700,000	-481,935.35	.00	-218,064.65	68.8%*
101 34300 Waterpark	-9,000	0	-9,000	-9,228.84	.00	228.84	102.5%
101 34320 Misc	-2,000	0	-2,000	.00	.00	-2,000.00	.0%*
101 35100 Lease-Cave	-61,000	0	-61,000	-36,000.00	.00	-25,000.00	59.0%*
101 35200 Lease-Port	-6,000	0	-6,000	-3,500.00	.00	-2,500.00	58.3%*
101 35900 Lease-Misc	-13,000	0	-13,000	-45,019.43	.00	32,019.43	346.3%
101 36000 CD's	-81,000	0	-81,000	-16,515.77	.00	-64,484.23	20.4%*
101 36030 Investment	0	0	0	-207.43	.00	207.43	100.0%
101 36040 Misc	-1,000	0	-1,000	-9,421.95	.00	8,421.95	942.2%
101 37000 County-App	-500,000	0	-500,000	.00	.00	-500,000.00	.0%*
101 37005 County-DWI	-20,000	0	-20,000	-13,599.88	.00	-6,400.12	68.0%*
101 37135 Legislativ	-30,000	0	-30,000	-225,000.00	.00	195,000.00	750.0%
101 37140 Library Gr	-143,000	-34,913	-177,913	-9,712.87	.00	-168,200.31	5.5%*
101 37160 Buckle Dow	-5,000	0	-5,000	-9,408.38	.00	4,408.38	188.2%
101 37165 DWI	-15,000	0	-15,000	-23,438.94	.00	8,438.94	156.3%
101 37170 STEP	-15,000	0	-15,000	-10,595.05	.00	-4,404.95	70.6%*
101 37199 State-Misc	-179,000	-48,515	-227,515	.00	.00	-227,515.00	.0%*
101 37290 Federal-Mi	-223,000	0	-223,000	-4,771.54	.00	-218,228.46	2.1%*
101 38001 Donations	0	-109,500	-109,500	-110,025.00	.00	525.00	100.5%
101 38007 Long/Short	0	0	0	-.75	.00	.75	100.0%
101 38009 Printing &	-85,000	0	-85,000	-9,521.93	.00	-75,478.07	11.2%*
101 38025 Misc-Golf	0	0	0	-1,513.50	.00	1,513.50	100.0%
101 38090 All Other	0	0	0	-75,631.15	.00	75,631.15	100.0%
101 40000 Trans-IN	-428,805	-2,102,630	-2,531,435	-2,102,629.92	.00	-428,805.00	83.1%*
101 45000 Transfer-T	2,020,000	100,000	2,120,000	1,798,668.55	.00	321,331.45	84.8%
TOTAL General Fund	-49,865,284	-2,195,558	-52,060,842	-33,672,046.07	.00	-18,388,796.03	64.7%

FOR 2022 07

ACCOUNTS FOR: 101 General Fund	ORIGINAL APPROP	TRANFRS/ ADJSTMTS	REVISED BUDGET	YTD ACTUAL	ENCUMBRANCES	AVAILABLE BUDGET	PCT USED
10110 Mayor & Council							
10110 50000 Labor-Elec	0	0	0	800.00	.00	-800.00	100.0%*
10110 50500 Labor-Regu	48,000	0	48,000	24,400.00	.00	23,600.00	50.8%
10110 55000 Labor-Allo	38,400	0	38,400	19,925.00	.00	18,475.00	51.9%
10110 58100 Associated	6,619	0	6,619	3,452.50	.00	3,166.50	52.2%
10110 61200 ConProf-Ge	6,000	0	6,000	.00	.00	6,000.00	.0%
10110 61550 ConProf-Le	0	0	0	4,134.14	4,565.86	-8,700.00	100.0%*
10110 63300 Fees-Publi	2,000	0	2,000	1,227.08	.00	772.92	61.4%
10110 64475 Ops-Materi	2,500	0	2,500	1,365.71	.00	1,134.29	54.6%
10110 64800 Ops-Unifor	500	0	500	1,588.55	.00	-1,088.55	317.7%*
10110 65000 Maint-Buil	0	0	0	925.00	.00	-925.00	100.0%*
10110 66000 Empl-Dues	4,000	0	4,000	4,386.69	256.36	-643.05	116.1%*
10110 66100 Empl-Train	500	0	500	.00	.00	500.00	.0%
10110 66200 Empl-Per D	1,500	0	1,500	50.10	.00	1,449.90	3.3%
10110 66300 Empl-Milea	1,500	0	1,500	255.67	.00	1,244.33	17.0%
TOTAL Mayor & Council	111,519	0	111,519	62,510.44	4,822.22	44,186.34	60.4%

FOR 2022 07

ACCOUNTS FOR: 101 General Fund	ORIGINAL APPROP	TRANFRS/ ADJSTMTS	REVISED BUDGET	YTD ACTUAL	ENCUMBRANCES	AVAILABLE BUDGET	PCT USED
10111 Executive & Legislative							
10111 50500 Labor-Regu	1,128,866	0	1,128,866	519,905.48	.00	608,960.52	46.1%
10111 51000 Labor-OT	1,007	0	1,007	657.68	.00	349.32	65.3%
10111 52000 Labor-Vaca	0	0	0	131,267.62	.00	-131,267.62	100.0%*
10111 52100 Labor-Holi	0	0	0	39,285.25	.00	-39,285.25	100.0%*
10111 53000 Labor-Sick	0	0	0	6,698.02	.00	-6,698.02	100.0%*
10111 54000 Labor-Othe	2,500	0	2,500	3,537.44	.00	-1,037.44	141.5%*
10111 55000 Labor-Allo	39,750	0	39,750	24,181.25	.00	15,568.75	60.8%
10111 56000 Labor-Heal	0	49,101	49,101	57,961.80	.00	-8,861.28	118.0%*
10111 58000 Associated	156,833	0	156,833	79,447.66	.00	77,385.34	50.7%
10111 58100 Associated	79,232	3,756	82,988	49,608.64	.00	33,379.54	59.8%
10111 58200 Associated	108,317	0	108,317	58,504.34	.00	49,812.66	54.0%
10111 58300 Associated	22,111	0	22,111	11,939.49	.00	10,171.51	54.0%
10111 58900 Associated	110	0	110	46.00	.00	64.00	41.8%
10111 61000 ConProf-Ad	4,000	0	4,000	443.41	88.70	3,467.89	13.3%
10111 61200 ConProf-Ge	860,563	8,861	869,424	81,754.07	74,809.99	712,860.22	18.0%
10111 61550 ConProf-Le	0	0	0	28,687.71	20,504.30	-49,192.01	100.0%*
10111 61650 ConProf-OG	50,000	0	50,000	.00	.00	50,000.00	.0%
10111 61700 ConProf-Ou	646,091	0	646,091	345,240.96	300,850.04	.00	100.0%
10111 61900 ConProf-Mi	0	0	0	25,837.31	38,887.69	-64,725.00	100.0%*
10111 63050 Fees-Count	0	0	0	24,219.76	.00	-24,219.76	100.0%*
10111 63100 Fees-Filin	9,300	0	9,300	.00	.00	9,300.00	.0%
10111 63300 Fees-Publi	0	0	0	1,002.17	2,425.01	-3,427.18	100.0%*
10111 63900 Fees-Misc	0	0	0	-50.00	.00	50.00	100.0%
10111 64475 Ops-Materi	57,850	-2,717	55,133	13,951.22	5,984.77	35,197.01	36.2%
10111 64600 Ops-Postag	1,000	0	1,000	932.75	.00	67.25	93.3%
10111 64625 Ops-Proper	29,998	0	29,998	.00	.00	29,998.00	.0%
10111 64675 Ops-Safety	10,000	0	10,000	9,797.37	.00	202.63	98.0%
10111 64800 Ops-Unifor	700	0	700	151.00	.00	549.00	21.6%
10111 64825 Ops-Vehicl	2,100	0	2,100	1,031.48	617.38	451.14	78.5%
10111 65000 Maint-Buil	100	0	100	60.28	.00	39.72	60.3%
10111 65550 Maint-Vehi	1,000	0	1,000	35.45	.00	964.55	3.5%
10111 66000 Empl-Dues	74,200	0	74,200	83,815.90	.00	-9,615.90	113.0%*
10111 66100 Empl-Train	4,000	0	4,000	210.00	100.00	3,690.00	7.8%
10111 66200 Empl-Per D	6,900	0	6,900	3,141.88	.00	3,758.12	45.5%
10111 66300 Empl-Milea	0	0	0	715.47	.00	-715.47	100.0%*
10111 66500 Empl-Perso	5,400	0	5,400	110.00	225.00	5,065.00	6.2%
10111 66600 Empl-Servi	0	0	0	101.39	.00	-101.39	100.0%*
10111 67400 Util-Telep	200	0	200	375.94	1,124.06	-1,300.00	750.0%*
10111 80100 Cap-Land	225,000	0	225,000	.00	.00	225,000.00	.0%
10111 80500 Cap-Equipm	60,000	2,717	62,717	.00	62,717.00	.00	100.0%

FOR 2022 07

ACCOUNTS FOR: 101 General Fund	ORIGINAL APPROP	TRANFRS/ ADJSTMTS	REVISED BUDGET	YTD ACTUAL	ENCUMBRANCES	AVAILABLE BUDGET	PCT USED
TOTAL Executive & Legislative	3,587,128	61,718	3,648,846	1,604,606.19	508,333.94	1,535,905.85	57.9%

FOR 2022 07

ACCOUNTS FOR: 101 General Fund	ORIGINAL APPROP	TRANFRS/ ADJSTMTS	REVISED BUDGET	YTD ACTUAL	ENCUMBRANCES	AVAILABLE BUDGET	PCT USED
10112 Judicial							
10112 50500 Labor-Regu	408,834	0	408,834	209,987.56	.00	198,846.44	51.4%
10112 51000 Labor-OT	0	0	0	1,259.70	.00	-1,259.70	100.0%*
10112 52000 Labor-Vaca	0	0	0	16,726.30	.00	-16,726.30	100.0%*
10112 52100 Labor-Holi	0	0	0	13,901.86	.00	-13,901.86	100.0%*
10112 53000 Labor-Sick	0	0	0	10,043.29	.00	-10,043.29	100.0%*
10112 54000 Labor-Othe	1,750	0	1,750	750.00	.00	1,000.00	42.9%
10112 55000 Labor-Allo	1,500	0	1,500	2,975.00	.00	-1,475.00	198.3%*
10112 56000 Labor-Heal	0	29,780	29,780	29,779.92	.00	.00	100.0%
10112 58000 Associated	81,086	0	81,086	48,146.54	.00	32,939.46	59.4%
10112 58100 Associated	28,435	2,278	30,713	20,328.43	.00	10,384.73	66.2%
10112 58200 Associated	35,699	0	35,699	21,833.22	.00	13,865.78	61.2%
10112 58300 Associated	7,289	0	7,289	4,455.62	.00	2,833.38	61.1%
10112 58900 Associated	90	0	90	41.40	.00	48.60	46.0%
10112 61200 ConProf-Ge	55,000	0	55,000	10,455.70	29,946.55	14,597.75	73.5%
10112 63000 Fees-Bank	0	0	0	20.95	.00	-20.95	100.0%*
10112 64475 Ops-Materi	20,000	0	20,000	5,224.12	343.00	14,432.88	27.8%
10112 64600 Ops-Postag	4,000	0	4,000	1,562.35	.00	2,437.65	39.1%
10112 64800 Ops-Unifor	1,000	0	1,000	1,479.33	.00	-479.33	147.9%*
10112 64825 Ops-Vehicl	400	0	400	.00	.00	400.00	.0%
10112 65000 Maint-Buil	2,000	0	2,000	.00	.00	2,000.00	.0%
10112 65050 Maint-Equi	2,000	0	2,000	.00	.00	2,000.00	.0%
10112 66000 Empl-Dues	2,100	0	2,100	778.39	.00	1,321.61	37.1%
10112 66100 Empl-Train	5,000	0	5,000	3,720.00	.00	1,280.00	74.4%
10112 66200 Empl-Per D	5,000	0	5,000	144.00	8,010.00	-3,154.00	163.1%*
10112 66300 Empl-Milea	3,000	0	3,000	64.04	.00	2,935.96	2.1%
10112 66400 Empl-Trans	3,000	0	3,000	1,475.70	2,264.00	-739.70	124.7%*
10112 66500 Empl-Perso	300	0	300	.00	.00	300.00	.0%
10112 67400 Util-Telep	4,000	0	4,000	2,022.94	2,580.94	-603.88	115.1%*
TOTAL Judicial	671,483	32,058	703,541	407,176.36	43,144.49	253,220.23	64.0%

FOR 2022 07

ACCOUNTS FOR: 101 General Fund	ORIGINAL APPROP	TRANFRS/ ADJSTMTS	REVISED BUDGET	YTD ACTUAL	ENCUMBRANCES	AVAILABLE BUDGET	PCT USED
10113 City Clerk							
10113 50500 Labor-Regu	210,387	0	210,387	107,090.08	.00	103,296.92	50.9%
10113 52000 Labor-Vaca	0	0	0	9,565.46	.00	-9,565.46	100.0%*
10113 52100 Labor-Holi	0	0	0	7,741.36	.00	-7,741.36	100.0%*
10113 53000 Labor-Sick	0	0	0	2,361.48	.00	-2,361.48	100.0%*
10113 54000 Labor-Othe	500	0	500	375.00	.00	125.00	75.0%
10113 55000 Labor-Allo	2,850	0	2,850	1,662.50	.00	1,187.50	58.3%
10113 56000 Labor-Heal	0	19,321	19,321	19,320.60	.00	.00	100.0%
10113 58000 Associated	65,504	0	65,504	31,027.18	.00	34,476.82	47.4%
10113 58100 Associated	13,675	1,478	15,153	10,456.37	.00	4,696.66	69.0%
10113 58200 Associated	20,105	0	20,105	12,422.26	.00	7,682.74	61.8%
10113 58300 Associated	4,103	0	4,103	2,535.03	.00	1,567.97	61.8%
10113 58900 Associated	30	0	30	13.80	.00	16.20	46.0%
10113 61200 ConProf-Ge	41,750	0	41,750	37,899.47	.00	3,850.53	90.8%
10113 64475 Ops-Materi	5,000	0	5,000	297.00	.00	4,703.00	5.9%
10113 66000 Empl-Dues	1,300	0	1,300	300.00	140.00	860.00	33.8%
10113 66100 Empl-Train	2,000	0	2,000	1,000.00	.00	1,000.00	50.0%
10113 66200 Empl-Per D	0	0	0	2,027.01	.00	-2,027.01	100.0%*
10113 66300 Empl-Milea	0	0	0	249.04	.00	-249.04	100.0%*
10113 80500 Cap-Equipm	7,583	0	7,583	-14,976.91	4,953.73	17,606.06	-132.2%
TOTAL City Clerk	374,787	20,799	395,586	231,366.73	5,093.73	159,125.05	59.8%

FOR 2022 07

ACCOUNTS FOR: 101 General Fund	ORIGINAL APPROP	TRANFRS/ ADJSTMTS	REVISED BUDGET	YTD ACTUAL	ENCUMBRANCES	AVAILABLE BUDGET	PCT USED
10114 Human Resources							
10114 50500 Labor-Regu	205,692	0	205,692	30,769.20	.00	174,922.80	15.0%
10114 51000 Labor-OT	0	0	0	623.70	.00	-623.70	100.0%*
10114 52000 Labor-Vaca	0	0	0	2,051.28	.00	-2,051.28	100.0%*
10114 52100 Labor-Holi	0	0	0	2,217.60	.00	-2,217.60	100.0%*
10114 53000 Labor-Sick	0	0	0	443.52	.00	-443.52	100.0%*
10114 54000 Labor-Othe	500	0	500	125.00	.00	375.00	25.0%
10114 55000 Labor-Allo	7,950	0	7,950	.00	.00	7,950.00	.0%
10114 58000 Associated	24,091	0	24,091	160.86	.00	23,930.14	.7%
10114 58100 Associated	15,518	0	15,518	2,730.97	.00	12,787.03	17.6%
10114 58200 Associated	17,949	0	17,949	3,477.12	.00	14,471.88	19.4%
10114 58300 Associated	3,664	0	3,664	709.60	.00	2,954.40	19.4%
10114 58900 Associated	30	0	30	4.60	.00	25.40	15.3%
10114 61200 ConProf-Ge	1,500	0	1,500	585.44	1,014.56	-100.00	106.7%*
10114 63000 Fees-Bank	600	0	600	.00	.00	600.00	.0%
10114 64475 Ops-Materi	7,000	0	7,000	553.60	35.00	6,411.40	8.4%
10114 64600 Ops-Postag	600	0	600	48.94	.00	551.06	8.2%
10114 64700 Ops-Servic	200	0	200	.00	.00	200.00	.0%
10114 64800 Ops-Unifor	100	0	100	.00	.00	100.00	.0%
10114 66000 Empl-Dues	1,000	0	1,000	272.16	.00	727.84	27.2%
10114 66100 Empl-Train	500	0	500	.00	.00	500.00	.0%
10114 66200 Empl-Per D	200	0	200	.00	.00	200.00	.0%
10114 66300 Empl-Milea	100	0	100	.00	.00	100.00	.0%
10114 66500 Empl-Perso	200	0	200	.00	.00	200.00	.0%
10114 66600 Empl-Servi	0	0	0	33.59	.00	-33.59	100.0%*
TOTAL Human Resources	287,394	0	287,394	44,807.18	1,049.56	241,537.26	16.0%

FOR 2022 07

ACCOUNTS FOR: 101 General Fund	ORIGINAL APPROP	TRANFRS/ ADJSTMTS	REVISED BUDGET	YTD ACTUAL	ENCUMBRANCES	AVAILABLE BUDGET	PCT USED
10115 Finance-Admin							
10115 50500 Labor-Regu	723,150	0	723,150	356,786.66	.00	366,363.34	49.3%
10115 51000 Labor-OT	1,791	0	1,791	825.75	.00	965.25	46.1%
10115 52000 Labor-Vaca	0	0	0	32,782.45	.00	-32,782.45	100.0%*
10115 52100 Labor-Holi	0	0	0	24,692.11	.00	-24,692.11	100.0%*
10115 53000 Labor-Sick	0	0	0	6,891.43	.00	-6,891.43	100.0%*
10115 54000 Labor-Othe	2,500	0	2,500	2,038.89	.00	461.11	81.6%
10115 55000 Labor-Allo	26,700	0	26,700	5,075.00	.00	21,625.00	19.0%
10115 56000 Labor-Heal	0	42,487	42,487	42,486.60	.00	.00	100.0%
10115 58000 Associated	138,971	0	138,971	70,139.50	.00	68,831.50	50.5%
10115 58100 Associated	50,854	3,250	54,104	34,148.96	.00	19,955.26	63.1%
10115 58200 Associated	69,854	0	69,854	41,268.58	.00	28,585.42	59.1%
10115 58300 Associated	14,261	0	14,261	8,422.36	.00	5,838.64	59.1%
10115 58900 Associated	110	0	110	46.00	.00	64.00	41.8%
10115 61200 ConProf-Ge	427,000	0	427,000	332,117.09	26,252.47	68,630.44	83.9%
10115 61900 ConProf-Mi	0	0	0	122,920.41	1,241.30	-124,161.71	100.0%*
10115 63000 Fees-Bank	0	0	0	2,265.38	.00	-2,265.38	100.0%*
10115 63100 Fees-Filin	2,600	0	2,600	.00	.00	2,600.00	.0%
10115 63150 Fees-Finan	0	0	0	1,439.02	1.49	-1,440.51	100.0%*
10115 63250 Fees-Penal	2,700	0	2,700	1,846.57	.00	853.43	68.4%
10115 63300 Fees-Publi	0	0	0	495.21	391.57	-886.78	100.0%*
10115 64025 Ops-Bank C	500	0	500	.00	.00	500.00	.0%
10115 64200 Ops-Financ	8,000	0	8,000	.00	.00	8,000.00	.0%
10115 64475 Ops-Materi	53,000	0	53,000	21,777.31	817.00	30,405.69	42.6%
10115 64600 Ops-Postag	30,400	0	30,400	6,009.34	10,000.00	14,390.66	52.7%
10115 64800 Ops-Unifor	200	0	200	.00	.00	200.00	.0%
10115 64825 Ops-Vehicl	200	0	200	124.44	159.30	-83.74	141.9%*
10115 64990 Ops-Misc	0	0	0	271.45	.00	-271.45	100.0%*
10115 65000 Maint-Buil	2,900	0	2,900	.00	.00	2,900.00	.0%
10115 65050 Maint-Equi	100	0	100	.00	.00	100.00	.0%
10115 65550 Maint-Vehi	100	0	100	169.38	.00	-69.38	169.4%*
10115 66000 Empl-Dues	400	0	400	50.00	.00	350.00	12.5%
10115 66100 Empl-Train	4,800	0	4,800	480.61	.00	4,319.39	10.0%
10115 66200 Empl-Per D	500	0	500	.00	.00	500.00	.0%
10115 66500 Empl-Perso	900	0	900	.00	.00	900.00	.0%
10115 67100 Util-Elect	35,800	0	35,800	17,640.36	14,696.29	3,463.35	90.3%
10115 67200 Util-Gas	0	0	0	788.55	739.61	-1,528.16	100.0%*
10115 67400 Util-Telep	37,400	0	37,400	19,640.73	14,099.34	3,659.93	90.2%
10115 67500 Util-Water	0	0	0	3,507.73	2,013.89	-5,521.62	100.0%*
10115 80200 Cap-Buildi	100,000	0	100,000	.00	.00	100,000.00	.0%
10115 80500 Cap-Equipm	1,781	0	1,781	1,780.75	.00	.00	100.0%

FOR 2022 07

ACCOUNTS FOR: 101 General Fund	ORIGINAL APPROP	TRANFRS/ ADJSTMTS	REVISED BUDGET	YTD ACTUAL	ENCUMBRANCES	AVAILABLE BUDGET	PCT USED
TOTAL Finance-Admin	1,737,472	45,737	1,783,209	1,158,928.62	70,412.26	553,867.69	68.9%

FOR 2022 07

ACCOUNTS FOR: 101 General Fund	ORIGINAL APPROP	TRANFRS/ ADJSTMTS	REVISED BUDGET	YTD ACTUAL	ENCUMBRANCES	AVAILABLE BUDGET	PCT USED
10116 Finance-Cashiers							
10116 50500 Labor-Regu	301,706	0	301,706	161,375.01	.00	140,330.99	53.5%
10116 51000 Labor-OT	6,159	0	6,159	1,994.09	.00	4,164.91	32.4%
10116 52000 Labor-Vaca	0	0	0	7,054.22	.00	-7,054.22	100.0%*
10116 52100 Labor-Holi	0	0	0	11,182.72	.00	-11,182.72	100.0%*
10116 53000 Labor-Sick	0	0	0	7,586.98	.00	-7,586.98	100.0%*
10116 54000 Labor-Othe	1,250	0	1,250	739.56	.00	510.44	59.2%
10116 56000 Labor-Heal	0	15,591	15,591	15,590.73	.00	.00	100.0%
10116 58000 Associated	45,350	0	45,350	27,062.98	.00	18,287.02	59.7%
10116 58100 Associated	17,638	1,067	18,705	14,809.50	.00	3,895.81	79.2%
10116 58200 Associated	23,418	0	23,418	18,019.82	.00	5,398.18	76.9%
10116 58300 Associated	4,781	0	4,781	3,677.37	.00	1,103.63	76.9%
10116 58900 Associated	50	0	50	27.60	.00	22.40	55.2%
10116 64475 Ops-Materi	5,500	0	5,500	156.00	.00	5,344.00	2.8%
TOTAL Finance-Cashiers	405,852	16,658	422,510	269,276.58	.00	153,233.46	63.7%

FOR 2022 07

ACCOUNTS FOR: 101 General Fund	ORIGINAL APPROP	TRANFRS/ ADJSTMTS	REVISED BUDGET	YTD ACTUAL	ENCUMBRANCES	AVAILABLE BUDGET	PCT USED
10117 Information Technology							
10117 50500 Labor-Regu	376,466	0	376,466	175,919.95	.00	200,546.05	46.7%
10117 51000 Labor-OT	0	0	0	1,464.15	.00	-1,464.15	100.0%*
10117 52000 Labor-Vaca	0	0	0	10,941.25	.00	-10,941.25	100.0%*
10117 52100 Labor-Holi	0	0	0	12,194.59	.00	-12,194.59	100.0%*
10117 53000 Labor-Sick	0	0	0	3,099.55	.00	-3,099.55	100.0%*
10117 54000 Labor-Othe	1,250	0	1,250	500.00	.00	750.00	40.0%
10117 55000 Labor-Allo	10,200	0	10,200	5,512.50	.00	4,687.50	54.0%
10117 56000 Labor-Heal	0	21,568	21,568	21,567.96	.00	.00	100.0%
10117 58000 Associated	82,206	0	82,206	34,750.68	.00	47,455.32	42.3%
10117 58100 Associated	25,771	1,650	27,421	16,630.64	.00	10,790.31	60.6%
10117 58200 Associated	35,711	0	35,711	19,811.28	.00	15,899.72	55.5%
10117 58300 Associated	7,290	0	7,290	4,043.14	.00	3,246.86	55.5%
10117 58900 Associated	50	0	50	18.40	.00	31.60	36.8%
10117 61200 ConProf-Ge	204,230	0	204,230	73,242.97	22,976.33	108,010.70	47.1%
10117 64115 Ops-Comp H	200,000	0	200,000	93,919.29	31,202.78	74,877.93	62.6%
10117 64475 Ops-Materi	31,000	0	31,000	3,200.92	2,003.08	25,796.00	16.8%
10117 64600 Ops-Postag	30	0	30	11.84	63.16	-45.00	250.0%*
10117 64775 Ops-Tools	0	0	0	70.99	.00	-70.99	100.0%*
10117 64825 Ops-Vehicl	200	0	200	136.28	1,391.54	-1,327.82	763.9%*
10117 65550 Maint-Vehi	200	0	200	147.94	.00	52.06	74.0%
10117 66100 Empl-Train	4,350	0	4,350	.00	.00	4,350.00	.0%
10117 66200 Empl-Per D	180	0	180	.00	.00	180.00	.0%
10117 66500 Empl-Perso	100	0	100	.00	.00	100.00	.0%
10117 67400 Util-Telep	17,500	0	17,500	24,997.79	9,589.93	-17,087.72	197.6%*
10117 80500 Cap-Equipm	99,114	0	99,114	21,879.81	27,323.78	49,909.99	49.6%
TOTAL Information Technology	1,095,848	23,218	1,119,065	524,061.92	94,550.60	500,452.97	55.3%

FOR 2022 07

ACCOUNTS FOR: 101 General Fund	ORIGINAL APPROP	TRANFRS/ ADJSTMTS	REVISED BUDGET	YTD ACTUAL	ENCUMBRANCES	AVAILABLE BUDGET	PCT USED
10119 GRTR Fees							
10119 63225 Fees-NMTRD	486,000	0	486,000	432,465.63	.00	53,534.37	89.0%
TOTAL GRTR Fees	486,000	0	486,000	432,465.63	.00	53,534.37	89.0%

FOR 2022 07

ACCOUNTS FOR: 101 General Fund	ORIGINAL APPROP	TRANFRS/ ADJSTMTS	REVISED BUDGET	YTD ACTUAL	ENCUMBRANCES	AVAILABLE BUDGET	PCT USED
10120 PD - Admin							
10120 50500 Labor-Regu	629,660	-8,182	621,478	260,421.61	.00	361,056.45	41.9%
10120 51000 Labor-OT	20,837	0	20,837	6,542.65	.00	14,294.35	31.4%
10120 52000 Labor-Vaca	0	0	0	60,006.71	.00	-60,006.71	100.0%*
10120 52100 Labor-Holi	0	0	0	19,958.58	.00	-19,958.58	100.0%*
10120 53000 Labor-Sick	0	0	0	12,799.35	.00	-12,799.35	100.0%*
10120 54000 Labor-Othe	1,750	0	1,750	750.00	.00	1,000.00	42.9%
10120 55000 Labor-Allo	24,600	0	24,600	12,362.50	.00	12,237.50	50.3%
10120 56000 Labor-Heal	0	40,889	40,889	40,888.56	.00	.00	100.0%
10120 58000 Associated	110,587	0	110,587	59,811.86	.00	50,775.14	54.1%
10120 58100 Associated	47,178	3,128	50,306	31,976.88	.00	18,329.09	63.6%
10120 58200 Associated	91,759	0	91,759	52,108.71	.00	39,650.29	56.8%
10120 58300 Associated	13,854	0	13,854	7,945.00	.00	5,909.00	57.3%
10120 58900 Associated	90	0	90	39.10	.00	50.90	43.4%
10120 61000 ConProf-Ad	1,000	0	1,000	.00	.00	1,000.00	.0%
10120 61200 ConProf-Ge	892,334	31,697	924,031	65,587.17	68,968.49	789,475.28	14.6%
10120 61525 ConProf-In	10,000	0	10,000	.00	.00	10,000.00	.0%
10120 61900 ConProf-Mi	0	0	0	565,912.40	671,284.96	-1,237,197.36	100.0%*
10120 63900 Fees-Misc	0	0	0	30.00	.00	-30.00	100.0%*
10120 64000 Ops-Ammo/R	20,000	0	20,000	10,249.50	9,539.88	210.62	98.9%
10120 64100 Ops-Canine	10,000	0	10,000	2,613.82	2,135.13	5,251.05	47.5%
10120 64475 Ops-Materi	110,969	0	110,969	24,784.20	2,530.55	83,654.25	24.6%
10120 64525 Ops-Police	440,292	10,000	450,292	29,031.55	12,526.83	408,733.62	9.2%
10120 64600 Ops-Postag	4,700	0	4,700	2,380.79	576.61	1,742.60	62.9%
10120 64650 Ops-Recrui	10,000	0	10,000	2,791.67	2,115.81	5,092.52	49.1%
10120 64775 Ops-Tools	0	0	0	.00	163.51	-163.51	100.0%*
10120 64800 Ops-Unifor	60,000	0	60,000	36,021.72	18,272.39	5,705.89	90.5%
10120 64825 Ops-Vehicl	179,000	0	179,000	135,274.96	54,570.89	-10,845.85	106.1%*
10120 65000 Maint-Buil	55,000	0	55,000	15,683.27	9,168.22	30,148.51	45.2%
10120 65050 Maint-Equi	61,000	0	61,000	8,960.73	7,229.30	44,809.97	26.5%
10120 65550 Maint-Vehi	119,000	0	119,000	47,178.28	27,611.84	44,209.88	62.8%
10120 66000 Empl-Dues	9,650	0	9,650	7,328.00	395.00	1,927.00	80.0%
10120 66100 Empl-Train	96,795	0	96,795	11,603.71	400.00	84,791.29	12.4%
10120 66200 Empl-Per D	79,250	0	79,250	11,660.34	1,967.18	65,622.48	17.2%
10120 66400 Empl-Trans	2,000	0	2,000	8.58	.00	1,991.42	.4%
10120 66500 Empl-Perso	15,000	0	15,000	1,497.12	.00	13,502.88	10.0%
10120 66600 Empl-Servi	0	0	0	70.19	1,161.12	-1,231.31	100.0%*
10120 67100 Util-Elect	56,000	0	56,000	21,106.83	28,145.99	6,747.18	88.0%
10120 67200 Util-Gas	0	0	0	866.44	3,146.98	-4,013.42	100.0%*
10120 67400 Util-Telep	54,000	0	54,000	31,505.24	30,355.03	-7,860.27	114.6%*
10120 67500 Util-Water	0	0	0	7,969.06	292.57	-8,261.63	100.0%*

FOR 2022 07

ACCOUNTS FOR: 101 General Fund	ORIGINAL APPROP	TRANFRS/ ADJSTMTS	REVISED BUDGET	YTD ACTUAL	ENCUMBRANCES	AVAILABLE BUDGET	PCT USED
10120 80200 Cap-Buildi	116,189	-10,000	106,189	52,200.85	46,287.69	7,700.15	92.7%
10120 80300 Cap-Improv	60,000	10,000	70,000	34,000.00	.00	36,000.00	48.6%
10120 80400 Cap-Infras	95,938	0	95,938	23,801.06	22,450.82	49,686.49	48.2%
10120 80500 Cap-Equipm	702,453	20,000	722,453	128,791.24	346,014.29	247,647.19	65.7%
TOTAL PD - Admin	4,200,885	97,532	4,298,416	1,844,520.23	1,367,311.08	1,086,585.00	74.7%

FOR 2022 07

ACCOUNTS FOR: 101 General Fund	ORIGINAL APPROP	TRANFRS/ ADJSTMTS	REVISED BUDGET	YTD ACTUAL	ENCUMBRANCES	AVAILABLE BUDGET	PCT USED
10121 PD - Patrol							
10121 50500 Labor-Regu	3,589,188	0	3,589,188	1,640,048.80	.00	1,949,139.20	45.7%
10121 51000 Labor-OT	777,324	0	777,324	633,131.54	.00	144,192.46	81.5%
10121 51100 Labor-DT	0	0	0	8,933.33	.00	-8,933.33	100.0%*
10121 52000 Labor-Vaca	0	0	0	126,230.11	.00	-126,230.11	100.0%*
10121 52100 Labor-Holi	0	0	0	142,492.32	.00	-142,492.32	100.0%*
10121 53000 Labor-Sick	0	0	0	99,687.40	.00	-99,687.40	100.0%*
10121 54000 Labor-Othe	12,000	0	12,000	51,782.28	.00	-39,782.28	431.5%*
10121 55000 Labor-Allo	21,150	0	21,150	14,830.00	.00	6,320.00	70.1%
10121 56000 Labor-Heal	0	206,840	206,840	206,839.99	.00	.00	100.0%
10121 58000 Associated	683,827	0	683,827	339,697.34	.00	344,129.66	49.7%
10121 58100 Associated	309,815	15,590	325,405	214,068.38	.00	111,337.08	65.8%
10121 58200 Associated	678,142	0	678,142	377,118.15	.00	301,023.85	55.6%
10121 58300 Associated	88,549	0	88,549	49,232.16	.00	39,316.84	55.6%
10121 58900 Associated	470	0	470	204.70	.00	265.30	43.6%
10121 64475 Ops-Materi	0	0	0	574.73	.00	-574.73	100.0%*
10121 66500 Empl-Perso	0	0	0	3,474.60	.00	-3,474.60	100.0%*
TOTAL PD - Patrol	6,160,465	222,430	6,382,895	3,908,345.83	.00	2,474,549.62	61.2%

FOR 2022 07

ACCOUNTS FOR: 101 General Fund	ORIGINAL APPROP	TRANFRS/ ADJSTMTS	REVISED BUDGET	YTD ACTUAL	ENCUMBRANCES	AVAILABLE BUDGET	PCT USED
10122 PD - Detective/Criminal Invest							
10122 50500 Labor-Regu	957,884	0	957,884	459,595.47	.00	498,288.53	48.0%
10122 51000 Labor-OT	194,613	0	194,613	70,239.47	.00	124,373.53	36.1%
10122 51100 Labor-DT	0	0	0	2,027.65	.00	-2,027.65	100.0%*
10122 52000 Labor-Vaca	0	0	0	51,987.93	.00	-51,987.93	100.0%*
10122 52100 Labor-Holi	0	0	0	39,434.54	.00	-39,434.54	100.0%*
10122 53000 Labor-Sick	0	0	0	36,037.42	.00	-36,037.42	100.0%*
10122 54000 Labor-Othe	3,000	0	3,000	14,708.00	.00	-11,708.00	490.3%*
10122 55000 Labor-Allo	3,250	0	3,250	3,275.00	.00	-25.00	100.8%*
10122 56000 Labor-Heal	0	56,364	56,364	56,363.76	.00	.00	100.0%
10122 58000 Associated	153,036	0	153,036	93,694.69	.00	59,341.31	61.2%
10122 58100 Associated	81,130	4,312	85,442	53,644.68	.00	31,797.15	62.8%
10122 58200 Associated	176,504	0	176,504	107,593.00	.00	68,911.00	61.0%
10122 58300 Associated	23,443	0	23,443	14,206.12	.00	9,236.88	60.6%
10122 58900 Associated	120	0	120	52.90	.00	67.10	44.1%
10122 64475 Ops-Materi	0	0	0	574.73	.00	-574.73	100.0%*
10122 66500 Empl-Perso	0	0	0	191.15	.00	-191.15	100.0%*
TOTAL PD - Detective/Criminal Invest	1,592,980	60,676	1,653,656	1,003,626.51	.00	650,029.08	60.7%

FOR 2022 07

ACCOUNTS FOR: 101 General Fund	ORIGINAL APPROP	TRANFRS/ ADJSTMTS	REVISED BUDGET	YTD ACTUAL	ENCUMBRANCES	AVAILABLE BUDGET	PCT USED
10123 PD - Community Services							
10123 50500 Labor-Regu	605,202	0	605,202	337,191.54	.00	268,010.46	55.7%
10123 51000 Labor-OT	98,836	0	98,836	70,628.79	.00	28,207.21	71.5%
10123 51100 Labor-DT	0	0	0	77.64	.00	-77.64	100.0%*
10123 52000 Labor-Vaca	0	0	0	26,670.34	.00	-26,670.34	100.0%*
10123 52100 Labor-Holi	0	0	0	24,618.94	.00	-24,618.94	100.0%*
10123 53000 Labor-Sick	0	0	0	11,132.70	.00	-11,132.70	100.0%*
10123 54000 Labor-Othe	2,250	0	2,250	1,125.00	.00	1,125.00	50.0%
10123 55000 Labor-Allo	4,000	0	4,000	2,287.50	.00	1,712.50	57.2%
10123 56000 Labor-Heal	0	63,824	63,824	63,823.50	.00	.00	100.0%
10123 58000 Associated	141,769	0	141,769	101,897.29	.00	39,871.71	71.9%
10123 58100 Associated	49,123	4,883	54,006	38,397.28	.00	15,608.22	71.1%
10123 58200 Associated	103,999	0	103,999	69,542.34	.00	34,456.66	66.9%
10123 58300 Associated	14,434	0	14,434	9,600.52	.00	4,833.48	66.5%
10123 58900 Associated	90	0	90	46.00	.00	44.00	51.1%
10123 66500 Empl-Perso	0	0	0	.00	34.71	-34.71	100.0%*
TOTAL PD - Community Services	1,019,703	68,706	1,088,409	757,039.38	34.71	331,334.91	69.6%

FOR 2022 07

ACCOUNTS FOR: 101 General Fund	ORIGINAL APPROP	TRANFRS/ ADJSTMTS	REVISED BUDGET	YTD ACTUAL	ENCUMBRANCES	AVAILABLE BUDGET	PCT USED
10124 PD - Animal Control							
10124 50500 Labor-Regu	150,740	0	150,740	80,891.95	.00	69,848.05	53.7%
10124 51000 Labor-OT	15,206	0	15,206	11,634.96	.00	3,571.04	76.5%
10124 52000 Labor-Vaca	0	0	0	4,537.82	.00	-4,537.82	100.0%*
10124 52100 Labor-Holi	0	0	0	6,653.20	.00	-6,653.20	100.0%*
10124 53000 Labor-Sick	0	0	0	1,858.05	.00	-1,858.05	100.0%*
10124 54000 Labor-Othe	750	0	750	7,095.00	.00	-6,345.00	946.0%*
10124 55000 Labor-Allo	650	0	650	400.00	.00	250.00	61.5%
10124 56000 Labor-Heal	0	16,552	16,552	16,552.08	.00	.00	100.0%
10124 58000 Associated	44,820	0	44,820	26,616.28	.00	18,203.72	59.4%
10124 58100 Associated	10,906	1,266	12,172	9,190.76	.00	2,981.47	75.5%
10124 58200 Associated	14,351	0	14,351	9,080.52	.00	5,270.48	63.3%
10124 58300 Associated	2,929	0	2,929	1,852.97	.00	1,076.03	63.3%
10124 58900 Associated	30	0	30	13.80	.00	16.20	46.0%
10124 64475 Ops-Materi	0	0	0	3,264.91	.00	-3,264.91	100.0%*
10124 64525 Ops-Police	0	0	0	398.19	.00	-398.19	100.0%*
10124 66500 Empl-Perso	0	0	0	34.71	.00	-34.71	100.0%*
TOTAL PD - Animal Control	240,382	17,818	258,200	180,075.20	.00	78,125.11	69.7%

FOR 2022 07

ACCOUNTS FOR: 101 General Fund	ORIGINAL APPROP	TRANFRS/ ADJSTMTS	REVISED BUDGET	YTD ACTUAL	ENCUMBRANCES	AVAILABLE BUDGET	PCT USED
10125 PD - Communications							
10125 50500 Labor-Regu	1,059,311	0	1,059,311	452,980.35	.00	606,330.65	42.8%
10125 51000 Labor-OT	122,164	0	122,164	162,640.92	.00	-40,476.92	133.1%*
10125 51100 Labor-DT	0	0	0	83.18	.00	-83.18	100.0%*
10125 52000 Labor-Vaca	0	0	0	25,547.03	.00	-25,547.03	100.0%*
10125 52100 Labor-Holi	0	0	0	47,120.96	.00	-47,120.96	100.0%*
10125 53000 Labor-Sick	0	0	0	32,432.22	.00	-32,432.22	100.0%*
10125 54000 Labor-Othe	4,500	0	4,500	5,917.17	.00	-1,417.17	131.5%*
10125 55000 Labor-Allo	11,700	0	11,700	1,975.00	.00	9,725.00	16.9%
10125 56000 Labor-Heal	0	55,420	55,420	55,420.13	.00	.00	100.0%
10125 58000 Associated	226,022	0	226,022	95,996.66	.00	130,025.34	42.5%
10125 58100 Associated	83,493	4,215	87,708	57,404.86	.00	30,303.27	65.4%
10125 58200 Associated	103,756	0	103,756	52,959.43	.00	50,796.57	51.0%
10125 58300 Associated	21,185	0	21,185	10,808.41	.00	10,376.59	51.0%
10125 58900 Associated	180	0	180	73.30	.00	106.70	40.7%
10125 64475 Ops-Materi	0	0	0	263.70	.00	-263.70	100.0%*
10125 66000 Empl-Dues	0	0	0	550.00	.00	-550.00	100.0%*
10125 66200 Empl-Per D	0	0	0	342.33	.00	-342.33	100.0%*
10125 66500 Empl-Perso	0	0	0	299.21	409.71	-708.92	100.0%*
TOTAL PD - Communications	1,632,311	59,635	1,691,946	1,002,814.86	409.71	688,721.69	59.3%

FOR 2022 07

ACCOUNTS FOR: 101 General Fund	ORIGINAL APPROP	TRANFRS/ ADJSTMTS	REVISED BUDGET	YTD ACTUAL	ENCUMBRANCES	AVAILABLE BUDGET	PCT USED
10126 PD - Traffic							
10126 50500 Labor-Regu	156,251	0	156,251	125,691.70	.00	30,559.30	80.4%
10126 51000 Labor-OT	36,665	0	36,665	61,660.77	.00	-24,995.77	168.2%*
10126 51100 Labor-DT	0	0	0	153.72	.00	-153.72	100.0%*
10126 52000 Labor-Vaca	0	0	0	8,047.99	.00	-8,047.99	100.0%*
10126 52100 Labor-Holi	0	0	0	8,660.56	.00	-8,660.56	100.0%*
10126 53000 Labor-Sick	0	0	0	938.95	.00	-938.95	100.0%*
10126 54000 Labor-Othe	500	0	500	3,198.97	.00	-2,698.97	639.8%*
10126 55000 Labor-Allo	1,300	0	1,300	1,200.00	.00	100.00	92.3%
10126 56000 Labor-Heal	0	21,568	21,568	21,567.96	.00	.00	100.0%
10126 58000 Associated	47,630	0	47,630	34,524.48	.00	13,105.52	72.5%
10126 58100 Associated	13,184	1,650	14,834	16,778.18	.00	-1,944.23	113.1%*
10126 58200 Associated	29,684	0	29,684	27,449.49	.00	2,234.51	92.5%
10126 58300 Associated	3,876	0	3,876	3,583.48	.00	292.52	92.5%
10126 58900 Associated	20	0	20	13.80	.00	6.20	69.0%
TOTAL PD - Traffic	289,110	23,218	312,328	313,470.05	.00	-1,142.14	100.4%

FOR 2022 07

ACCOUNTS FOR: 101 General Fund	ORIGINAL APPROP	TRANFRS/ ADJSTMTS	REVISED BUDGET	YTD ACTUAL	ENCUMBRANCES	AVAILABLE BUDGET	PCT USED
10127 PD - Professional Standards							
10127 50500 Labor-Regu	283,464	0	283,464	147,379.77	.00	136,084.23	52.0%
10127 51000 Labor-OT	30,328	0	30,328	15,620.30	.00	14,707.70	51.5%
10127 52000 Labor-Vaca	0	0	0	13,713.56	.00	-13,713.56	100.0%*
10127 52100 Labor-Holi	0	0	0	10,215.44	.00	-10,215.44	100.0%*
10127 53000 Labor-Sick	0	0	0	3,159.23	.00	-3,159.23	100.0%*
10127 54000 Labor-Othe	750	0	750	1,479.84	.00	-729.84	197.3%*
10127 55000 Labor-Allo	8,600	0	8,600	5,037.50	.00	3,562.50	58.6%
10127 56000 Labor-Heal	0	12,707	12,707	12,706.68	.00	.00	100.0%
10127 58000 Associated	34,588	0	34,588	25,654.92	.00	8,933.08	74.2%
10127 58100 Associated	23,389	972	24,361	15,312.86	.00	9,048.20	62.9%
10127 58200 Associated	53,953	0	53,953	33,410.47	.00	20,542.53	61.9%
10127 58300 Associated	7,046	0	7,046	4,361.70	.00	2,684.30	61.9%
10127 58900 Associated	30	0	30	13.80	.00	16.20	46.0%
10127 64475 Ops-Materi	0	0	0	45.84	.00	-45.84	100.0%*
TOTAL PD - Professional Standards	442,148	13,679	455,827	288,111.91	.00	167,714.83	63.2%

FOR 2022 07

ACCOUNTS FOR: 101 General Fund	ORIGINAL APPROP	TRANFRS/ ADJSTMTS	REVISED BUDGET	YTD ACTUAL	ENCUMBRANCES	AVAILABLE BUDGET	PCT USED
10128 PD - Records							
10128 50500 Labor-Regu	292,701	0	292,701	101,900.83	.00	190,800.17	34.8%
10128 51000 Labor-OT	5,069	0	5,069	1,542.89	.00	3,526.11	30.4%
10128 52000 Labor-Vaca	0	0	0	8,562.06	.00	-8,562.06	100.0%*
10128 52100 Labor-Holi	0	0	0	7,303.76	.00	-7,303.76	100.0%*
10128 53000 Labor-Sick	0	0	0	6,037.74	.00	-6,037.74	100.0%*
10128 54000 Labor-Othe	1,500	0	1,500	500.00	.00	1,000.00	33.3%
10128 55000 Labor-Allo	650	0	650	.00	.00	650.00	.0%
10128 56000 Labor-Heal	0	23,687	23,687	23,687.16	.00	.00	100.0%
10128 58000 Associated	80,833	0	80,833	30,378.31	.00	50,454.69	37.6%
10128 58100 Associated	19,962	1,812	21,774	10,634.19	.00	11,139.88	48.8%
10128 58200 Associated	28,688	0	28,688	12,104.76	.00	16,583.24	42.2%
10128 58300 Associated	5,856	0	5,856	2,470.32	.00	3,385.68	42.2%
10128 58900 Associated	60	0	60	23.00	.00	37.00	38.3%
10128 64475 Ops-Materi	0	0	0	158.94	.00	-158.94	100.0%*
10128 66500 Empl-Perso	0	0	0	110.00	.00	-110.00	100.0%*
TOTAL PD - Records	435,319	25,499	460,818	205,413.96	.00	255,404.27	44.6%

FOR 2022 07

ACCOUNTS FOR: 101 General Fund	ORIGINAL APPROP	TRANFRS/ ADJSTMTS	REVISED BUDGET	YTD ACTUAL	ENCUMBRANCES	AVAILABLE BUDGET	PCT USED
10130 Fire - Admin							
10130 50500 Labor-Regu	691,881	0	691,881	111,130.08	.00	580,750.92	16.1%
10130 51000 Labor-OT	7,655	0	7,655	35,627.93	.00	-27,972.93	465.4%*
10130 52000 Labor-Vaca	0	0	0	72,397.61	.00	-72,397.61	100.0%*
10130 52100 Labor-Holi	0	0	0	14,752.03	.00	-14,752.03	100.0%*
10130 53000 Labor-Sick	0	0	0	7,832.41	.00	-7,832.41	100.0%*
10130 54000 Labor-Othe	2,000	0	2,000	625.00	.00	1,375.00	31.3%
10130 55000 Labor-Allo	56,600	0	56,600	5,856.25	.00	50,743.75	10.3%
10130 56000 Labor-Heal	0	33,198	33,198	33,197.76	.00	.00	100.0%
10130 58000 Associated	161,028	0	161,028	54,436.96	.00	106,591.04	33.8%
10130 58100 Associated	48,888	2,540	51,428	26,275.34	.00	25,152.29	51.1%
10130 58200 Associated	137,569	0	137,569	54,075.94	.00	83,493.06	39.3%
10130 58300 Associated	16,659	0	16,659	6,477.28	.00	10,181.72	38.9%
10130 58900 Associated	80	0	80	20.70	.00	59.30	25.9%
10130 61200 ConProf-Ge	64,463	0	64,463	37,648.85	16,410.69	10,403.46	83.9%
10130 64130 COVID19	100,000	0	100,000	7,001.99	5,179.90	87,818.11	12.2%
10130 64225 Ops-Fire E	122,125	0	122,125	76,441.55	53,470.33	-7,786.88	106.4%*
10130 64275 Ops-Fire H	7,000	0	7,000	2,948.00	.00	4,052.00	42.1%
10130 64300 Ops-Fire P	133,000	0	133,000	5,437.50	940.00	126,622.50	4.8%
10130 64475 Ops-Materi	328,900	40,000	368,900	53,585.90	32,940.91	282,373.19	23.5%
10130 64575 Ops-PPE	115,100	0	115,100	4,484.94	5,221.50	105,393.56	8.4%
10130 64600 Ops-Postag	2,100	0	2,100	58.98	970.12	1,070.90	49.0%
10130 64675 Ops-Safety	0	0	0	373.06	.00	-373.06	100.0%*
10130 64775 Ops-Tools	0	0	0	10,457.05	7,173.18	-17,630.23	100.0%*
10130 64800 Ops-Unifor	70,000	0	70,000	19,161.81	5,215.00	45,623.19	34.8%
10130 64825 Ops-Vehicl	88,700	0	88,700	38,723.36	12,402.31	37,574.33	57.6%
10130 64990 Ops-Misc	0	0	0	2,828.55	297.50	-3,126.05	100.0%*
10130 65000 Maint-Buil	127,800	0	127,800	92,674.92	11,461.75	23,663.33	81.5%
10130 65050 Maint-Equi	35,700	0	35,700	7,694.42	11,538.05	16,467.53	53.9%
10130 65550 Maint-Vehi	120,000	0	120,000	56,607.26	20,372.68	43,020.06	64.1%
10130 65900 Maint-Misc	0	0	0	537.23	.00	-537.23	100.0%*
10130 66000 Empl-Dues	6,300	0	6,300	2,704.23	225.00	3,370.77	46.5%
10130 66100 Empl-Train	52,000	0	52,000	37,996.88	2,738.41	11,264.71	78.3%
10130 66200 Empl-Per D	34,800	0	34,800	4,286.50	4,484.00	26,029.50	25.2%
10130 66400 Empl-Trans	1,000	0	1,000	452.25	.00	547.75	45.2%
10130 66500 Empl-Perso	10,200	0	10,200	4,793.03	15,047.66	-9,640.69	194.5%*
10130 67100 Util-Elect	30,000	0	30,000	14,660.01	9,339.99	6,000.00	80.0%
10130 67200 Util-Gas	8,700	0	8,700	4,408.69	6,591.31	-2,300.00	126.4%*
10130 67400 Util-Telep	28,700	0	28,700	18,576.28	14,831.05	-4,707.33	116.4%*
10130 67500 Util-Water	30,000	0	30,000	10,540.51	18,679.97	779.52	97.4%
10130 80200 Cap-Buildi	87,214	0	87,214	64,778.99	4,475.85	17,958.93	79.4%

FOR 2022 07

ACCOUNTS FOR: 101 General Fund	ORIGINAL APPROP	TRANFRS/ ADJSTMTS	REVISED BUDGET	YTD ACTUAL	ENCUMBRANCES	AVAILABLE BUDGET	PCT USED
10130 80300 Cap-Improv	8,143	0	8,143	.00	.00	8,142.59	.0%
10130 80500 Cap-Equipm	1,213,000	3,500	1,216,500	46,358.53	1,141,887.00	28,254.47	97.7%
TOTAL Fire - Admin	3,947,304	79,237	4,026,542	1,048,926.56	1,401,894.16	1,575,721.03	60.9%

FOR 2022 07

ACCOUNTS FOR: 101 General Fund	ORIGINAL APPROP	TRANFRS/ ADJSTMTS	REVISED BUDGET	YTD ACTUAL	ENCUMBRANCES	AVAILABLE BUDGET	PCT USED
10131 Fire - Operations							
10131 64475 Ops-Materi	0	0	0	27.99	.00	-27.99	100.0%*
10131 64825 Ops-Vehicl	0	0	0	10,146.37	.00	-10,146.37	100.0%*
10131 67100 Util-Elect	0	0	0	2,479.62	.00	-2,479.62	100.0%*
10131 67200 Util-Gas	0	0	0	130.72	.00	-130.72	100.0%*
10131 67400 Util-Telep	0	0	0	1.23	.00	-1.23	100.0%*
10131 67500 Util-Water	0	0	0	3,006.97	.00	-3,006.97	100.0%*
TOTAL Fire - Operations	0	0	0	15,792.90	.00	-15,792.90	100.0%

FOR 2022 07

ACCOUNTS FOR: 101 General Fund	ORIGINAL APPROP	TRANFRS/ ADJSTMTS	REVISED BUDGET	YTD ACTUAL	ENCUMBRANCES	AVAILABLE BUDGET	PCT USED
10133 Fire - Suppression							
10133 50500 Labor-Regu	4,613,546	240,000	4,853,546	2,804,880.82	.00	2,048,665.18	57.8%
10133 51000 Labor-OT	1,287,754	0	1,287,754	776,882.63	.00	510,871.37	60.3%
10133 51100 Labor-DT	0	0	0	154,678.60	.00	-154,678.60	100.0%*
10133 52000 Labor-Vaca	0	0	0	48,411.38	.00	-48,411.38	100.0%*
10133 53000 Labor-Sick	0	0	0	11,920.64	.00	-11,920.64	100.0%*
10133 54000 Labor-Othe	15,000	0	15,000	5,750.00	.00	9,250.00	38.3%
10133 55000 Labor-Allo	36,400	0	36,400	21,300.00	.00	15,100.00	58.5%
10133 56000 Labor-Heal	0	391,279	391,279	391,278.89	.00	.00	100.0%
10133 58000 Associated	1,117,062	0	1,117,062	662,775.87	.00	454,286.13	59.3%
10133 58100 Associated	413,555	27,852	441,407	300,275.12	.00	141,132.17	68.0%
10133 58200 Associated	997,346	0	997,346	616,879.83	.00	380,466.17	61.9%
10133 58300 Associated	113,876	0	113,876	70,420.45	.00	43,455.55	61.8%
10133 58900 Associated	600	0	600	266.80	.00	333.20	44.5%
10133 66500 Empl-Perso	0	0	0	1,246.36	643.80	-1,890.16	100.0%*
10133 66600 Empl-Servi	0	0	0	140.38	.00	-140.38	100.0%*
TOTAL Fire - Suppression	8,595,139	659,131	9,254,270	5,867,107.77	643.80	3,386,518.61	63.4%

FOR 2022 07

ACCOUNTS FOR: 101 General Fund	ORIGINAL APPROP	TRANFRS/ ADJSTMTS	REVISED BUDGET	YTD ACTUAL	ENCUMBRANCES	AVAILABLE BUDGET	PCT USED
10134 Fire - PFA							
10134 50500 Labor-Regu	264,994	0	264,994	132,856.53	.00	132,137.47	50.1%
10134 51000 Labor-OT	1,318	0	1,318	2,755.51	.00	-1,437.51	209.1%*
10134 52000 Labor-Vaca	0	0	0	13,911.02	.00	-13,911.02	100.0%*
10134 52100 Labor-Holi	0	0	0	9,948.24	.00	-9,948.24	100.0%*
10134 53000 Labor-Sick	0	0	0	5,999.95	.00	-5,999.95	100.0%*
10134 54000 Labor-Othe	1,000	0	1,000	4,612.00	.00	-3,612.00	461.2%*
10134 55000 Labor-Allo	8,784	0	8,784	5,381.50	.00	3,402.50	61.3%
10134 56000 Labor-Heal	0	26,584	26,584	26,583.84	.00	.00	100.0%
10134 58000 Associated	71,721	0	71,721	42,600.00	.00	29,121.00	59.4%
10134 58100 Associated	18,350	2,034	20,384	14,228.21	.00	6,155.45	69.8%
10134 58200 Associated	25,841	0	25,841	15,946.17	.00	9,894.83	61.7%
10134 58300 Associated	5,275	0	5,275	3,254.32	.00	2,020.68	61.7%
10134 58900 Associated	40	0	40	18.40	.00	21.60	46.0%
10134 64575 Ops-PPE	0	0	0	55.22	.00	-55.22	100.0%*
10134 64800 Ops-Unifor	0	0	0	.00	59.00	-59.00	100.0%*
10134 65000 Maint-Buil	0	0	0	55.89	2.95	-58.84	100.0%*
10134 66500 Empl-Perso	0	0	0	.00	34.71	-34.71	100.0%*
10134 66600 Empl-Servi	0	0	0	70.19	.00	-70.19	100.0%*
TOTAL Fire - PFA	397,323	28,618	425,941	278,276.99	96.66	147,566.85	65.4%

FOR 2022 07

ACCOUNTS FOR: 101 General Fund	ORIGINAL APPROP	TRANFRS/ ADJSTMTS	REVISED BUDGET	YTD ACTUAL	ENCUMBRANCES	AVAILABLE BUDGET	PCT USED
10140 Community Development							
10140 50500 Labor-Regu	299,572	0	299,572	136,974.60	.00	162,597.40	45.7%
10140 51000 Labor-OT	0	0	0	265.40	.00	-265.40	100.0%*
10140 52000 Labor-Vaca	0	0	0	9,173.07	.00	-9,173.07	100.0%*
10140 52100 Labor-Holi	0	0	0	7,071.26	.00	-7,071.26	100.0%*
10140 53000 Labor-Sick	0	0	0	503.58	.00	-503.58	100.0%*
10140 54000 Labor-Othe	750	0	750	250.00	.00	500.00	33.3%
10140 55000 Labor-Allo	15,900	0	15,900	7,287.50	.00	8,612.50	45.8%
10140 56000 Labor-Heal	0	12,707	12,707	12,706.68	.00	.00	100.0%
10140 58000 Associated	34,588	0	34,588	15,557.92	.00	19,030.08	45.0%
10140 58100 Associated	22,637	972	23,609	12,883.65	.00	10,725.41	54.6%
10140 58200 Associated	16,945	0	16,945	10,677.66	.00	6,267.34	63.0%
10140 58300 Associated	3,459	0	3,459	2,179.04	.00	1,279.96	63.0%
10140 58900 Associated	30	0	30	11.50	.00	18.50	38.3%
10140 61000 ConProf-Ad	500	0	500	.00	.00	500.00	.0%
10140 61200 ConProf-Ge	53,300	0	53,300	3,236.23	22,656.05	27,407.72	48.6%
10140 61900 ConProf-Mi	50,000	0	50,000	15,000.00	17,500.00	17,500.00	65.0%
10140 63900 Fees-Misc	0	0	0	.00	338.10	-338.10	100.0%*
10140 64475 Ops-Materi	25,000	0	25,000	28,758.23	9,859.80	-13,618.03	154.5%*
10140 64600 Ops-Postag	200	0	200	193.09	187.85	-180.94	190.5%*
10140 64800 Ops-Unifor	0	0	0	165.61	.00	-165.61	100.0%*
10140 64825 Ops-Vehicl	100	0	100	65.55	288.00	-253.55	353.6%*
10140 65000 Maint-Buil	10,000	0	10,000	1,898.87	.00	8,101.13	19.0%
10140 65150 Maint-Hala	7,500	0	7,500	4,630.22	1,161.73	1,708.05	77.2%
10140 65550 Maint-Vehi	100	0	100	.00	.00	100.00	.0%
10140 66000 Empl-Dues	900	0	900	743.00	410.00	-253.00	128.1%*
10140 66100 Empl-Train	2,000	0	2,000	1,850.63	.00	149.37	92.5%
10140 66200 Empl-Per D	2,300	0	2,300	.00	.00	2,300.00	.0%
10140 66300 Empl-Milea	1,500	0	1,500	64.03	.00	1,435.97	4.3%
10140 66400 Empl-Trans	1,000	0	1,000	.00	.00	1,000.00	.0%
10140 66500 Empl-Perso	100	0	100	.00	.00	100.00	.0%
10140 67100 Util-Elect	3,500	0	3,500	3,309.65	5,521.43	-5,331.08	252.3%*
10140 67200 Util-Gas	0	0	0	237.47	3,262.53	-3,500.00	100.0%*
10140 67400 Util-Telep	0	0	0	925.92	1,380.00	-2,305.92	100.0%*
10140 67500 Util-Water	0	0	0	843.69	651.98	-1,495.67	100.0%*
10140 80300 Cap-Improv	179,916	0	179,916	20,784.04	4,338.73	154,793.09	14.0%
10140 80500 Cap-Equipm	30,000	25,000	55,000	16,311.38	12,782.00	25,906.62	52.9%
TOTAL Community Development	761,797	38,679	800,476	314,559.47	80,338.20	405,577.93	49.3%

FOR 2022 07

ACCOUNTS FOR: 101 General Fund	ORIGINAL APPROP	TRANFRS/ ADJSTMTS	REVISED BUDGET	YTD ACTUAL	ENCUMBRANCES	AVAILABLE BUDGET	PCT USED
10141 Library							
10141 50500 Labor-Regu	504,749	0	504,749	232,860.44	.00	271,888.56	46.1%
10141 51000 Labor-OT	0	0	0	1,191.20	.00	-1,191.20	100.0%*
10141 52000 Labor-Vaca	0	0	0	9,466.92	.00	-9,466.92	100.0%*
10141 52100 Labor-Holi	0	0	0	12,856.96	.00	-12,856.96	100.0%*
10141 53000 Labor-Sick	0	0	0	5,603.01	.00	-5,603.01	100.0%*
10141 54000 Labor-Othe	1,750	0	1,750	646.38	.00	1,103.62	36.9%
10141 55000 Labor-Allo	3,324	0	3,324	1,988.50	.00	1,335.50	59.8%
10141 56000 Labor-Heal	0	27,011	27,011	27,011.40	.00	.00	100.0%
10141 58000 Associated	114,856	0	114,856	45,959.31	.00	68,896.69	40.0%
10141 58100 Associated	35,304	2,066	37,370	21,103.18	.00	16,267.19	56.5%
10141 58200 Associated	40,334	0	40,334	20,504.68	.00	19,829.32	50.8%
10141 58300 Associated	8,234	0	8,234	4,184.51	.00	4,049.49	50.8%
10141 58900 Associated	150	0	150	62.10	.00	87.90	41.4%
10141 61200 ConProf-Ge	17,200	32,000	49,200	46,728.94	10,126.81	-7,655.75	115.6%*
10141 64075 Ops-Books	70,000	3,380	73,380	53,323.63	18,339.95	1,716.42	97.7%
10141 64115 Ops-Comp H	0	3,500	3,500	.00	.00	3,500.00	.0%
10141 64430 Ops-Librar	33,415	2,213	35,628	20,859.07	.00	14,768.80	58.5%
10141 64475 Ops-Materi	26,200	18,948	45,148	12,205.61	.00	32,942.39	27.0%
10141 64600 Ops-Postag	4,500	0	4,500	4,000.00	.00	500.00	88.9%
10141 64800 Ops-Unifor	200	0	200	.00	.00	200.00	.0%
10141 65000 Maint-Buil	10,000	0	10,000	2,204.28	475.40	7,320.32	26.8%
10141 65050 Maint-Equi	4,500	0	4,500	2,909.16	400.00	1,190.84	73.5%
10141 66000 Empl-Dues	2,500	0	2,500	535.00	288.00	1,677.00	32.9%
10141 66100 Empl-Train	500	0	500	250.00	.00	250.00	50.0%
10141 66200 Empl-Per D	500	0	500	.00	.00	500.00	.0%
10141 66500 Empl-Perso	400	0	400	550.00	.00	-150.00	137.5%*
10141 67100 Util-Elect	49,900	0	49,900	15,266.45	12,574.27	22,059.28	55.8%
10141 67200 Util-Gas	0	0	0	2,676.22	3,349.04	-6,025.26	100.0%*
10141 67400 Util-Telep	6,300	0	6,300	3,266.09	2,767.91	266.00	95.8%
10141 67500 Util-Water	0	0	0	12,067.09	6,148.87	-18,215.96	100.0%*
10141 80500 Cap-Equipm	55,719	4,872	60,591	.00	.00	60,591.19	.0%
TOTAL Library	990,535	93,991	1,084,526	560,280.13	54,470.25	469,775.45	56.7%

FOR 2022 07

ACCOUNTS FOR: 101 General Fund	ORIGINAL APPROP	TRANFRS/ ADJSTMTS	REVISED BUDGET	YTD ACTUAL	ENCUMBRANCES	AVAILABLE BUDGET	PCT USED
10142 Museum							
10142 50500 Labor-Regu	193,342	0	193,342	104,967.26	.00	88,374.74	54.3%
10142 51000 Labor-OT	0	0	0	2,915.29	.00	-2,915.29	100.0%*
10142 52000 Labor-Vaca	0	0	0	6,107.15	.00	-6,107.15	100.0%*
10142 52100 Labor-Holi	0	0	0	7,287.70	.00	-7,287.70	100.0%*
10142 53000 Labor-Sick	0	0	0	7,097.38	.00	-7,097.38	100.0%*
10142 54000 Labor-Othe	750	0	750	312.50	.00	437.50	41.7%
10142 55000 Labor-Allo	750	0	750	437.50	.00	312.50	58.3%
10142 56000 Labor-Heal	0	8,861	8,861	8,861.28	.00	.00	100.0%
10142 58000 Associated	24,091	0	24,091	14,307.24	.00	9,783.76	59.4%
10142 58100 Associated	14,048	678	14,726	10,177.84	.00	4,548.05	69.1%
10142 58200 Associated	18,896	0	18,896	11,927.89	.00	6,968.11	63.1%
10142 58300 Associated	3,858	0	3,858	2,434.23	.00	1,423.77	63.1%
10142 58900 Associated	40	0	40	18.40	.00	21.60	46.0%
10142 61200 ConProf-Ge	23,700	0	23,700	13,333.98	1,493.04	8,872.98	62.6%
10142 64175 Ops-Exhibi	70,000	0	70,000	7,847.29	2,361.09	59,791.62	14.6%
10142 64475 Ops-Materi	6,300	0	6,300	11,225.83	2,473.52	-7,399.35	217.5%*
10142 64600 Ops-Postag	100	0	100	32.79	300.00	-232.79	332.8%*
10142 65000 Maint-Buil	8,000	0	8,000	1,196.37	1,158.35	5,645.28	29.4%
10142 65050 Maint-Equi	100	0	100	.00	.00	100.00	.0%
10142 65100 Maint-Fine	10,000	0	10,000	37.68	.00	9,962.32	.4%
10142 66000 Empl-Dues	2,500	0	2,500	674.24	13,521.32	-11,695.56	567.8%*
10142 66100 Empl-Train	600	0	600	400.00	499.00	-299.00	149.8%*
10142 66200 Empl-Per D	800	0	800	.00	.00	800.00	.0%
10142 66500 Empl-Perso	400	0	400	144.71	.00	255.29	36.2%
10142 67400 Util-Telep	2,000	0	2,000	420.44	437.05	1,142.51	42.9%
10142 80300 Cap-Improv	20,606	-20,000	606	410.37	.00	195.19	67.8%
10142 80500 Cap-Equipm	102,409	30,000	132,409	1,866.09	10,502.40	120,040.98	9.3%
TOTAL Museum	503,290	19,539	522,829	214,441.45	32,745.77	275,641.98	47.3%

FOR 2022 07

ACCOUNTS FOR: 101 General Fund	ORIGINAL APPROP	TRANFRS/ ADJSTMTS	REVISED BUDGET	YTD ACTUAL	ENCUMBRANCES	AVAILABLE BUDGET	PCT USED
10143 Performing Arts Center							
10143 61200 ConProf-Ge	103,400	-64,705	38,695	997.79	4,821.03	32,876.18	15.0%
10143 64475 Ops-Materi	6,000	0	6,000	2,990.38	4,923.95	-1,914.33	131.9%*
10143 65000 Maint-Buil	10,000	0	10,000	4,575.42	3,750.02	1,674.56	83.3%
10143 65050 Maint-Equi	2,000	0	2,000	.00	.00	2,000.00	.0%
10143 67100 Util-Elect	40,000	0	40,000	15,159.32	9,597.47	15,243.21	61.9%
10143 67200 Util-Gas	0	0	0	2,623.04	2,876.96	-5,500.00	100.0%*
10143 67400 Util-Telep	0	0	0	1,067.65	936.35	-2,004.00	100.0%*
10143 67500 Util-Water	0	0	0	5,189.34	7,800.49	-12,989.83	100.0%*
10143 80300 Cap-Improv	39,910	-20,000	19,910	.00	.00	19,910.09	.0%
10143 80500 Cap-Equipm	319,786	10,000	329,786	54,396.59	32,762.68	242,626.84	26.4%
TOTAL Performing Arts Center	521,096	-74,705	446,391	86,999.53	67,468.95	291,922.72	34.6%

FOR 2022 07

ACCOUNTS FOR: 101 General Fund	ORIGINAL APPROP	TRANFRS/ ADJSTMTS	REVISED BUDGET	YTD ACTUAL	ENCUMBRANCES	AVAILABLE BUDGET	PCT USED
10144 Airport							
10144 50500 Labor-Regu	255,341	0	255,341	126,389.06	.00	128,951.94	49.5%
10144 51000 Labor-OT	23,520	0	23,520	3,793.95	.00	19,726.05	16.1%
10144 51100 Labor-DT	0	0	0	2,230.56	.00	-2,230.56	100.0%*
10144 52000 Labor-Vaca	0	0	0	10,115.57	.00	-10,115.57	100.0%*
10144 52100 Labor-Holi	0	0	0	9,075.44	.00	-9,075.44	100.0%*
10144 53000 Labor-Sick	0	0	0	5,526.86	.00	-5,526.86	100.0%*
10144 54000 Labor-Othe	1,000	0	1,000	1,807.80	.00	-807.80	180.8%*
10144 55000 Labor-Allo	4,884	0	4,884	3,034.50	.00	1,849.50	62.1%
10144 56000 Labor-Heal	0	18,398	18,398	18,397.76	.00	.00	100.0%
10144 58000 Associated	39,144	0	39,144	25,221.40	.00	13,922.60	64.4%
10144 58100 Associated	19,950	1,407	21,357	13,104.64	.00	8,252.79	61.4%
10144 58200 Associated	24,515	0	24,515	14,808.34	.00	9,706.66	60.4%
10144 58300 Associated	5,005	0	5,005	3,022.19	.00	1,982.81	60.4%
10144 58900 Associated	40	0	40	18.40	.00	21.60	46.0%
10144 61200 ConProf-Ge	16,200	0	16,200	14,209.19	18,190.81	-16,200.00	200.0%*
10144 61900 ConProf-Mi	0	0	0	10,782.82	7,401.59	-18,184.41	100.0%*
10144 63300 Fees-Publi	200	0	200	.00	.00	200.00	.0%
10144 63900 Fees-Misc	0	0	0	82.66	.00	-82.66	100.0%*
10144 64475 Ops-Materi	2,800	0	2,800	2,705.34	.00	94.66	96.6%
10144 64600 Ops-Postag	200	0	200	.73	.00	199.27	.4%
10144 64775 Ops-Tools	0	0	0	294.05	.00	-294.05	100.0%*
10144 64800 Ops-Unifor	1,000	0	1,000	768.94	.00	231.06	76.9%
10144 64825 Ops-Vehicl	11,000	0	11,000	8,031.84	3,613.19	-645.03	105.9%*
10144 65000 Maint-Buil	2,800	0	2,800	2,620.53	3,205.03	-3,025.56	208.1%*
10144 65050 Maint-Equi	17,048	0	17,048	1,656.48	41.98	15,349.29	10.0%
10144 65550 Maint-Vehi	1,700	0	1,700	1,039.75	.00	660.25	61.2%
10144 66000 Empl-Dues	200	0	200	75.00	.00	125.00	37.5%
10144 66100 Empl-Train	800	0	800	205.00	.00	595.00	25.6%
10144 66200 Empl-Per D	500	0	500	.00	.00	500.00	.0%
10144 66500 Empl-Perso	900	0	900	.00	.00	900.00	.0%
10144 67000 Util-Airfi	14,500	0	14,500	1,784.86	130.00	12,585.14	13.2%
10144 67100 Util-Elect	31,200	0	31,200	2,026.65	.00	29,173.35	6.5%
10144 67200 Util-Gas	0	0	0	783.09	1,517.26	-2,300.35	100.0%*
10144 67400 Util-Telep	1,700	0	1,700	798.87	801.13	100.00	94.1%
10144 67500 Util-Water	0	0	0	4,644.00	3,344.15	-7,988.15	100.0%*
10144 80500 Cap-Equipm	279,916	0	279,916	.00	83,946.51	195,969.74	30.0%
TOTAL Airport	756,063	19,805	775,868	289,056.27	122,191.65	364,620.27	53.0%

FOR 2022 07

ACCOUNTS FOR: 101 General Fund	ORIGINAL APPROP	TRANFRS/ ADJSTMTS	REVISED BUDGET	YTD ACTUAL	ENCUMBRANCES	AVAILABLE BUDGET	PCT USED
10145 Riverwalk Recreation							
10145 50500 Labor-Regu	364,704	0	364,704	179,313.36	.00	185,390.64	49.2%
10145 51000 Labor-OT	0	0	0	1,956.12	.00	-1,956.12	100.0%*
10145 52000 Labor-Vaca	0	0	0	6,805.09	.00	-6,805.09	100.0%*
10145 52100 Labor-Holi	0	0	0	9,011.28	.00	-9,011.28	100.0%*
10145 53000 Labor-Sick	0	0	0	7,787.64	.00	-7,787.64	100.0%*
10145 54000 Labor-Othe	1,500	0	1,500	625.00	.00	875.00	41.7%
10145 55000 Labor-Allo	750	0	750	437.50	.00	312.50	58.3%
10145 56000 Labor-Heal	0	7,691	7,691	7,690.80	.00	.00	100.0%
10145 58000 Associated	22,065	0	22,065	10,885.16	.00	11,179.84	49.3%
10145 58100 Associated	27,228	588	27,816	16,056.00	.00	11,760.35	57.7%
10145 58200 Associated	25,471	0	25,471	15,051.87	.00	10,419.13	59.1%
10145 58300 Associated	5,201	0	5,201	3,071.79	.00	2,129.21	59.1%
10145 58900 Associated	180	0	180	57.50	.00	122.50	31.9%
10145 61200 ConProf-Ge	4,200	0	4,200	2,434.05	1,199.13	566.82	86.5%
10145 64475 Ops-Materi	46,450	0	46,450	32,687.40	1,052.33	12,710.27	72.6%
10145 64800 Ops-Unifor	1,000	0	1,000	397.04	.00	602.96	39.7%
10145 64825 Ops-Vehicl	500	0	500	.00	.00	500.00	.0%
10145 65000 Maint-Buil	25,000	0	25,000	6,823.57	5,676.05	12,500.38	50.0%
10145 65050 Maint-Equi	10,000	0	10,000	1,479.33	8,018.40	502.27	95.0%
10145 65550 Maint-Vehi	500	0	500	.00	.00	500.00	.0%
10145 66000 Empl-Dues	300	0	300	.00	.00	300.00	.0%
10145 66100 Empl-Train	1,000	0	1,000	.00	.00	1,000.00	.0%
10145 66300 Empl-Milea	500	0	500	.00	.00	500.00	.0%
10145 66500 Empl-Perso	500	0	500	295.29	69.42	135.29	72.9%
10145 67100 Util-Elect	54,000	0	54,000	9,917.99	10,082.01	34,000.00	37.0%
10145 67200 Util-Gas	0	0	0	1,800.80	7,247.71	-9,048.51	100.0%*
10145 67400 Util-Telep	3,800	0	3,800	1,405.41	978.59	1,416.00	62.7%
10145 67500 Util-Water	0	0	0	10,081.21	6,685.13	-16,766.34	100.0%*
10145 80200 Cap-Buildi	348,748	0	348,748	.00	.00	348,747.69	.0%
10145 80300 Cap-Improv	0	85,000	85,000	.00	.00	85,000.00	.0%
TOTAL Riverwalk Recreation	943,597	93,279	1,036,876	326,071.20	41,008.77	669,795.87	35.4%

FOR 2022 07

ACCOUNTS FOR: 101 General Fund	ORIGINAL APPROP	TRANFRS/ ADJSTMTS	REVISED BUDGET	YTD ACTUAL	ENCUMBRANCES	AVAILABLE BUDGET	PCT USED
10146 Golf							
10146 50500 Labor-Regu	498,614	327,500	826,114	337,059.74	.00	489,054.26	40.8%
10146 51000 Labor-OT	10,831	0	10,831	15,904.33	.00	-5,073.33	146.8%*
10146 51100 Labor-DT	0	0	0	1,202.66	.00	-1,202.66	100.0%*
10146 52000 Labor-Vaca	0	0	0	11,065.33	.00	-11,065.33	100.0%*
10146 52100 Labor-Holi	0	0	0	15,286.80	.00	-15,286.80	100.0%*
10146 53000 Labor-Sick	0	0	0	9,836.77	.00	-9,836.77	100.0%*
10146 54000 Labor-Othe	1,750	0	1,750	5,122.12	.00	-3,372.12	292.7%*
10146 55000 Labor-Allo	9,018	0	9,018	5,588.00	.00	3,430.00	62.0%
10146 56000 Labor-Heal	0	14,305	14,305	14,304.72	.00	.00	100.0%
10146 58000 Associated	39,916	0	39,916	23,777.78	.00	16,138.22	59.6%
10146 58100 Associated	31,227	1,094	32,321	31,167.06	.00	1,154.25	96.4%
10146 58200 Associated	37,631	0	37,631	26,217.89	.00	11,413.11	69.7%
10146 58300 Associated	7,683	0	7,683	5,350.65	.00	2,332.35	69.6%
10146 58900 Associated	100	0	100	59.80	.00	40.20	59.8%
10146 61200 ConProf-Ge	490,000	-17,159	472,841	70,055.83	118,083.22	284,702.24	39.8%
10146 61900 ConProf-Mi	0	0	0	38,874.96	39,995.64	-78,870.60	100.0%*
10146 63250 Fees-Penal	100	0	100	740.56	.00	-640.56	740.6%*
10146 64475 Ops-Materi	47,400	108,000	155,400	62,611.73	65,270.21	27,518.06	82.3%
10146 64575 Ops-PPE	0	0	0	1,377.71	17.92	-1,395.63	100.0%*
10146 64775 Ops-Tools	0	0	0	344.59	1,254.29	-1,598.88	100.0%*
10146 64800 Ops-Unifor	700	0	700	408.48	1,861.00	-1,569.48	324.2%*
10146 64825 Ops-Vehicl	8,800	0	8,800	7,316.48	2,385.65	-902.13	110.3%*
10146 65000 Maint-Buil	6,700	0	6,700	3,781.21	4,768.41	-1,849.62	127.6%*
10146 65050 Maint-Equi	12,800	0	12,800	10,611.43	2,104.41	84.16	99.3%
10146 65250 Maint-Peco	0	0	0	308.94	.00	-308.94	100.0%*
10146 65500 Maint-Turf	96,000	0	96,000	55,987.28	2,495.00	37,517.72	60.9%
10146 65550 Maint-Vehi	2,200	0	2,200	1,744.77	6.19	449.04	79.6%
10146 66000 Empl-Dues	700	0	700	.00	.00	700.00	.0%
10146 66100 Empl-Train	1,000	0	1,000	570.53	.00	429.47	57.1%
10146 66200 Empl-Per D	300	0	300	.00	.00	300.00	.0%
10146 66500 Empl-Perso	1,000	0	1,000	254.71	.00	745.29	25.5%
10146 67100 Util-Elect	45,000	0	45,000	23,035.50	25,838.32	-3,873.82	108.6%*
10146 67200 Util-Gas	0	0	0	613.32	4,086.68	-4,700.00	100.0%*
10146 67400 Util-Telep	3,600	0	3,600	2,844.05	3,960.47	-3,204.52	189.0%*
10146 67500 Util-Water	0	0	0	3,054.20	3,834.93	-6,889.13	100.0%*
10146 80500 Cap-Equipm	255,178	17,159	272,337	17,158.71	54,926.40	200,251.60	26.5%
TOTAL Golf	1,608,248	450,899	2,059,147	803,638.64	330,888.74	924,619.65	55.1%

FOR 2022 07

ACCOUNTS FOR: 101 General Fund	ORIGINAL APPROP	TRANFRS/ ADJSTMTS	REVISED BUDGET	YTD ACTUAL	ENCUMBRANCES	AVAILABLE BUDGET	PCT USED
10147 Water Park							
10147 50500 Labor-Regu	248,717	32,968	281,685	165,786.64	.00	115,898.36	58.9%
10147 51000 Labor-OT	39,330	0	39,330	24,886.27	.00	14,443.73	63.3%
10147 52100 Labor-Holi	0	0	0	1,946.56	.00	-1,946.56	100.0%*
10147 53000 Labor-Sick	0	0	0	834.24	.00	-834.24	100.0%*
10147 55000 Labor-Allo	750	0	750	93.75	.00	656.25	12.5%
10147 58000 Associated	0	10,497	10,497	2,624.16	.00	7,872.84	25.0%
10147 58100 Associated	19,023	2,453	21,476	14,806.60	.00	6,669.40	68.9%
10147 58200 Associated	0	7,085	7,085	2,725.20	.00	4,359.80	38.5%
10147 58300 Associated	0	1,447	1,447	556.20	.00	890.80	38.4%
10147 58900 Associated	290	0	290	41.40	.00	248.60	14.3%
10147 61000 ConProf-Ad	1,000	0	1,000	.00	.00	1,000.00	.0%
10147 61200 ConProf-Ge	9,500	0	9,500	12,775.61	11,907.88	-15,183.49	259.8%*
10147 64125 Ops-Conces	5,000	0	5,000	3,467.39	.00	1,532.61	69.3%
10147 64475 Ops-Materi	41,500	0	41,500	10,835.09	459.96	30,204.95	27.2%
10147 64800 Ops-Unifor	3,400	0	3,400	522.00	.00	2,878.00	15.4%
10147 65000 Maint-Buil	6,500	0	6,500	17,155.82	7,148.52	-17,804.34	373.9%*
10147 65050 Maint-Equi	15,000	0	15,000	1,388.11	88.00	13,523.89	9.8%
10147 65300 Maint-Pool	25,000	0	25,000	.00	.00	25,000.00	.0%
10147 66100 Empl-Train	1,200	0	1,200	800.00	329.75	70.25	94.1%
10147 66500 Empl-Perso	500	0	500	751.35	.00	-251.35	150.3%*
10147 67100 Util-Elect	35,700	0	35,700	10,389.18	8,310.82	17,000.00	52.4%
10147 67200 Util-Gas	0	0	0	1,081.82	3,951.61	-5,033.43	100.0%*
10147 67400 Util-Telep	4,100	0	4,100	3,009.84	2,090.16	-1,000.00	124.4%*
10147 67500 Util-Water	0	0	0	8,152.40	4,202.85	-12,355.25	100.0%*
10147 80500 Cap-Equipm	0	64,705	64,705	.00	64,705.00	.00	100.0%
TOTAL Water Park	456,510	119,155	575,665	284,629.63	103,194.55	187,840.82	67.4%

FOR 2022 07

ACCOUNTS FOR: 101 General Fund	ORIGINAL APPROP	TRANFRS/ ADJSTMTS	REVISED BUDGET	YTD ACTUAL	ENCUMBRANCES	AVAILABLE BUDGET	PCT USED
10148 Sr. Rec - San Jose							
10148 50500 Labor-Regu	170,986	0	170,986	83,698.88	.00	87,287.12	49.0%
10148 52000 Labor-Vaca	0	0	0	5,625.87	.00	-5,625.87	100.0%*
10148 52100 Labor-Holi	0	0	0	4,150.92	.00	-4,150.92	100.0%*
10148 53000 Labor-Sick	0	0	0	3,914.56	.00	-3,914.56	100.0%*
10148 54000 Labor-Othe	750	0	750	250.00	.00	500.00	33.3%
10148 55000 Labor-Allo	750	0	750	437.50	.00	312.50	58.3%
10148 56000 Labor-Heal	0	7,691	7,691	7,690.80	.00	.00	100.0%
10148 58000 Associated	20,994	0	20,994	12,463.44	.00	8,530.56	59.4%
10148 58100 Associated	13,971	588	14,559	7,737.57	.00	6,821.78	53.1%
10148 58200 Associated	15,047	0	15,047	7,343.42	.00	7,703.58	48.8%
10148 58300 Associated	3,072	0	3,072	1,498.66	.00	1,573.34	48.8%
10148 58900 Associated	50	0	50	18.40	.00	31.60	36.8%
10148 60290 Insur-Misc	0	0	0	1,348.63	.00	-1,348.63	100.0%*
10148 61200 ConProf-Ge	1,270	0	1,270	682.47	1,299.27	-711.74	156.0%*
10148 64475 Ops-Materi	10,000	0	10,000	1,709.88	3,198.06	5,092.06	49.1%
10148 64600 Ops-Postag	0	0	0	1.06	.00	-1.06	100.0%*
10148 64825 Ops-Vehicl	300	0	300	88.28	215.72	-4.00	101.3%*
10148 64875 Ops-Volunt	6,250	0	6,250	4,700.00	.00	1,550.00	75.2%
10148 65000 Maint-Buil	10,000	0	10,000	3,270.29	915.77	5,813.94	41.9%
10148 65050 Maint-Equi	600	0	600	.00	.00	600.00	.0%
10148 65550 Maint-Vehi	3,900	0	3,900	.00	.00	3,900.00	.0%
10148 66000 Empl-Dues	200	0	200	.00	.00	200.00	.0%
10148 66100 Empl-Train	1,200	0	1,200	.00	.00	1,200.00	.0%
10148 66200 Empl-Per D	200	0	200	.00	.00	200.00	.0%
10148 66500 Empl-Perso	200	0	200	.00	.00	200.00	.0%
10148 67100 Util-Elect	16,900	0	16,900	6,045.21	6,711.56	4,143.23	75.5%
10148 67200 Util-Gas	0	0	0	1,700.21	2,360.63	-4,060.84	100.0%*
10148 67400 Util-Telep	3,900	0	3,900	2,329.51	1,650.49	-80.00	102.1%*
10148 67500 Util-Water	0	0	0	2,520.13	1,254.40	-3,774.53	100.0%*
TOTAL Sr. Rec - San Jose	280,540	8,279	288,819	159,225.69	17,605.90	111,987.56	61.2%

FOR 2022 07

ACCOUNTS FOR: 101 General Fund	ORIGINAL APPROP	TRANFRS/ ADJSTMTS	REVISED BUDGET	YTD ACTUAL	ENCUMBRANCES	AVAILABLE BUDGET	PCT USED
10149 Sr. Rec - N. Mesa							
10149 50500 Labor-Regu	155,883	0	155,883	74,378.28	.00	81,504.72	47.7%
10149 51000 Labor-OT	0	0	0	493.20	.00	-493.20	100.0%*
10149 52000 Labor-Vaca	0	0	0	3,288.99	.00	-3,288.99	100.0%*
10149 52100 Labor-Holi	0	0	0	4,029.84	.00	-4,029.84	100.0%*
10149 53000 Labor-Sick	0	0	0	3,407.66	.00	-3,407.66	100.0%*
10149 54000 Labor-Othe	500	0	500	250.00	.00	250.00	50.0%
10149 55000 Labor-Allo	750	0	750	437.50	.00	312.50	58.3%
10149 56000 Labor-Heal	0	3,845	3,845	3,845.40	.00	.00	100.0%
10149 58000 Associated	34,312	0	34,312	6,386.14	.00	27,925.86	18.6%
10149 58100 Associated	10,834	294	11,128	6,688.21	.00	4,439.96	60.1%
10149 58200 Associated	11,787	0	11,787	6,989.06	.00	4,797.94	59.3%
10149 58300 Associated	2,406	0	2,406	1,426.33	.00	979.67	59.3%
10149 58900 Associated	40	0	40	13.80	.00	26.20	34.5%
10149 61200 ConProf-Ge	5,100	0	5,100	1,789.66	2,774.79	535.55	89.5%
10149 64475 Ops-Materi	25,000	0	25,000	14,096.41	1,463.59	9,440.00	62.2%
10149 64775 Ops-Tools	0	0	0	.00	13.98	-13.98	100.0%*
10149 64800 Ops-Unifor	300	0	300	.00	.00	300.00	.0%
10149 64825 Ops-Vehicl	100	0	100	14.00	88.00	-2.00	102.0%*
10149 65000 Maint-Buil	5,000	10,000	15,000	7,307.75	7,062.83	629.42	95.8%
10149 65050 Maint-Equi	3,500	0	3,500	.00	.00	3,500.00	.0%
10149 65550 Maint-Vehi	100	0	100	.00	.00	100.00	.0%
10149 66100 Empl-Train	1,600	0	1,600	.00	.00	1,600.00	.0%
10149 66200 Empl-Per D	100	0	100	.00	.00	100.00	.0%
10149 66500 Empl-Perso	600	0	600	75.29	34.71	490.00	18.3%
10149 67100 Util-Elect	15,000	0	15,000	6,337.77	4,104.84	4,557.39	69.6%
10149 67200 Util-Gas	0	0	0	1,033.22	1,478.09	-2,511.31	100.0%*
10149 67400 Util-Telep	4,500	0	4,500	2,584.69	2,065.31	-150.00	103.3%*
10149 67500 Util-Water	0	0	0	1,247.72	1,778.72	-3,026.44	100.0%*
TOTAL Sr. Rec - N. Mesa	277,412	14,140	291,552	146,120.92	20,864.86	124,565.79	57.3%

FOR 2022 07

ACCOUNTS FOR: 101 General Fund	ORIGINAL APPROP	TRANFRS/ ADJSTMTS	REVISED BUDGET	YTD ACTUAL	ENCUMBRANCES	AVAILABLE BUDGET	PCT USED
10150 Sr. Rec-Alejandro Ruiz							
10150 61200 ConProf-Ge	0	0	0	931.16	1,056.78	-1,987.94	100.0%*
10150 64475 Ops-Materi	0	0	0	72.87	542.01	-614.88	100.0%*
10150 65000 Maint-Buil	7,500	0	7,500	34.45	.00	7,465.55	.5%
10150 67100 Util-Elect	5,600	0	5,600	3,441.90	873.16	1,284.94	77.1%
10150 67200 Util-Gas	0	0	0	267.80	57.20	-325.00	100.0%*
10150 67500 Util-Water	0	0	0	2,150.82	1,834.84	-3,985.66	100.0%*
10150 80300 Cap-Improv	272,177	0	272,177	61,947.26	12,552.83	197,676.90	27.4%
10150 80500 Cap-Equipm	45,000	20,000	65,000	.00	58,485.75	6,514.25	90.0%
TOTAL Sr. Rec-Alejandro Ruiz	330,277	20,000	350,277	68,846.26	75,402.57	206,028.16	41.2%

FOR 2022 07

ACCOUNTS FOR: 101 General Fund	ORIGINAL APPROP	TRANFRS/ ADJSTMTS	REVISED BUDGET	YTD ACTUAL	ENCUMBRANCES	AVAILABLE BUDGET	PCT USED
10151 Facility Maintenance							
10151 50500 Labor-Regu	762,180	0	762,180	400,887.71	.00	361,292.29	52.6%
10151 51000 Labor-OT	23,670	0	23,670	18,396.05	.00	5,273.95	77.7%
10151 51100 Labor-DT	0	0	0	8,069.78	.00	-8,069.78	100.0%*
10151 52000 Labor-Vaca	0	0	0	22,020.66	.00	-22,020.66	100.0%*
10151 52100 Labor-Holi	0	0	0	23,629.52	.00	-23,629.52	100.0%*
10151 53000 Labor-Sick	0	0	0	12,875.58	.00	-12,875.58	100.0%*
10151 54000 Labor-Othe	3,750	0	3,750	4,132.52	.00	-382.52	110.2%*
10151 55000 Labor-Allo	24,722	0	24,722	14,426.20	.00	10,295.80	58.4%
10151 56000 Labor-Heal	0	45,162	45,162	41,316.12	.00	3,845.40	91.5%
10151 58000 Associated	147,773	0	147,773	84,420.11	.00	63,352.89	57.1%
10151 58100 Associated	54,442	3,455	57,897	39,644.12	.00	18,252.74	68.5%
10151 58200 Associated	71,709	0	71,709	44,215.74	.00	27,493.26	61.7%
10151 58300 Associated	14,643	0	14,643	9,024.00	.00	5,619.00	61.6%
10151 58900 Associated	150	0	150	69.00	.00	81.00	46.0%
10151 61200 ConProf-Ge	58,700	0	58,700	34,629.52	24,353.42	-282.94	100.5%*
10151 64130 COVID19	0	0	0	1,800.00	.00	-1,800.00	100.0%*
10151 64475 Ops-Materi	28,000	0	28,000	7,599.35	196.44	20,204.21	27.8%
10151 64575 Ops-PPE	0	0	0	214.25	.00	-214.25	100.0%*
10151 64600 Ops-Postag	100	0	100	.00	.00	100.00	.0%
10151 64675 Ops-Safety	0	0	0	165.00	.00	-165.00	100.0%*
10151 64775 Ops-Tools	13,000	0	13,000	4,485.54	.00	8,514.46	34.5%
10151 64800 Ops-Unifor	9,000	0	9,000	10,719.21	495.79	-2,215.00	124.6%*
10151 64825 Ops-Vehicl	8,700	0	8,700	7,272.85	2,651.94	-1,224.79	114.1%*
10151 65000 Maint-Buil	54,393	0	54,393	10,808.98	2,628.57	40,955.45	24.7%
10151 65050 Maint-Equi	10,000	0	10,000	1,502.79	6,832.70	1,664.51	83.4%
10151 65200 Maint-Leas	83,162	0	83,162	27,414.10	17,767.34	37,980.56	54.3%
10151 65550 Maint-Vehi	6,000	0	6,000	1,509.68	599.82	3,890.50	35.2%
10151 66000 Empl-Dues	500	0	500	.00	.00	500.00	.0%
10151 66100 Empl-Train	1,000	0	1,000	220.00	160.00	620.00	38.0%
10151 66200 Empl-Per D	1,600	0	1,600	400.30	435.45	764.25	52.2%
10151 66500 Empl-Perso	2,000	0	2,000	364.71	.00	1,635.29	18.2%
10151 67400 Util-Telep	700	0	700	.00	.00	700.00	.0%
10151 80300 Cap-Improv	0	85,000	85,000	.00	.00	85,000.00	.0%
10151 80500 Cap-Equipm	20,000	10,000	30,000	8,100.00	.00	21,900.00	27.0%
TOTAL Facility Maintenance	1,399,894	143,616	1,543,510	840,333.39	56,121.47	647,055.52	58.1%

FOR 2022 07

ACCOUNTS FOR: 101 General Fund	ORIGINAL APPROP	TRANFRS/ ADJSTMTS	REVISED BUDGET	YTD ACTUAL	ENCUMBRANCES	AVAILABLE BUDGET	PCT USED
10152 Streets							
10152 50500 Labor-Regu	1,143,111	0	1,143,111	465,486.72	.00	677,624.28	40.7%
10152 51000 Labor-OT	0	0	0	11,572.45	.00	-11,572.45	100.0%*
10152 51100 Labor-DT	0	0	0	2,584.52	.00	-2,584.52	100.0%*
10152 52000 Labor-Vaca	0	0	0	46,983.45	.00	-46,983.45	100.0%*
10152 52100 Labor-Holi	0	0	0	29,895.36	.00	-29,895.36	100.0%*
10152 53000 Labor-Sick	0	0	0	20,194.14	.00	-20,194.14	100.0%*
10152 54000 Labor-Othe	4,500	0	4,500	2,997.51	.00	1,502.49	66.6%
10152 55000 Labor-Allo	35,942	0	35,942	18,192.50	.00	17,749.50	50.6%
10152 56000 Labor-Heal	0	57,868	57,868	61,713.60	.00	-3,845.40	106.6%*
10152 58000 Associated	276,495	0	276,495	98,815.58	.00	177,679.42	35.7%
10152 58100 Associated	80,503	4,427	84,930	47,688.58	.00	37,241.34	56.2%
10152 58200 Associated	111,542	0	111,542	54,879.67	.00	56,662.33	49.2%
10152 58300 Associated	22,769	0	22,769	11,199.99	.00	11,569.01	49.2%
10152 58900 Associated	180	0	180	64.40	.00	115.60	35.8%
10152 61200 ConProf-Ge	0	0	0	97,112.11	71,391.19	-168,503.30	100.0%*
10152 61900 ConProf-Mi	150,050	0	150,050	532.87	581.30	148,935.83	.7%
10152 64425 Ops-Landsc	0	0	0	917.76	549.40	-1,467.16	100.0%*
10152 64475 Ops-Materi	140,000	0	140,000	37,120.84	24,105.35	78,773.81	43.7%
10152 64575 Ops-PPE	0	0	0	380.97	275.88	-656.85	100.0%*
10152 64600 Ops-Postag	100	0	100	27.07	.00	72.93	27.1%
10152 64725 Ops-Street	52,000	0	52,000	25,442.18	5,858.53	20,699.29	60.2%
10152 64775 Ops-Tools	0	0	0	1,076.89	124.33	-1,201.22	100.0%*
10152 64800 Ops-Unifor	8,000	0	8,000	5,289.57	258.00	2,452.43	69.3%
10152 64825 Ops-Vehicl	60,000	0	60,000	30,412.61	25,922.70	3,664.69	93.9%
10152 65000 Maint-Buil	2,000	0	2,000	1,324.11	.00	675.89	66.2%
10152 65050 Maint-Equi	107,000	0	107,000	12,793.35	57,580.73	36,625.92	65.8%
10152 65550 Maint-Vehi	40,000	0	40,000	45,426.27	15,559.85	-20,986.12	152.5%*
10152 66000 Empl-Dues	500	0	500	.00	.00	500.00	.0%
10152 66100 Empl-Train	1,200	0	1,200	.00	40.00	1,160.00	3.3%
10152 66200 Empl-Per D	200	0	200	369.63	135.00	-304.63	252.3%*
10152 66300 Empl-Milea	500	0	500	.00	.00	500.00	.0%
10152 66500 Empl-Perso	300	0	300	136.18	150.00	13.82	95.4%
10152 66600 Empl-Servi	0	0	0	171.58	.00	-171.58	100.0%*
10152 67100 Util-Elect	5,000	0	5,000	239,086.37	201,363.63	-435,450.00	8809.0%*
10152 67200 Util-Gas	0	0	0	2,550.47	6,449.53	-9,000.00	100.0%*
10152 67300 Util-Stree	450,000	0	450,000	2,564.43	4,875.20	442,560.37	1.7%
10152 67400 Util-Telep	6,000	0	6,000	1,364.07	1,665.93	2,970.00	50.5%
10152 67500 Util-Water	0	0	0	461.01	336.40	-797.41	100.0%*
TOTAL Streets	2,697,892	62,295	2,760,187	1,376,828.81	417,222.95	966,135.36	65.0%

FOR 2022 07

ACCOUNTS FOR: 101 General Fund	ORIGINAL APPROP	TRANFRS/ ADJSTMTS	REVISED BUDGET	YTD ACTUAL	ENCUMBRANCES	AVAILABLE BUDGET	PCT USED
10153 Parks							
10153 50500 Labor-Regu	749,929	0	749,929	358,924.25	.00	391,004.75	47.9%
10153 51000 Labor-OT	3,139	0	3,139	15,303.96	.00	-12,164.96	487.5%*
10153 51100 Labor-DT	0	0	0	6,907.89	.00	-6,907.89	100.0%*
10153 52000 Labor-Vaca	0	0	0	61,880.94	.00	-61,880.94	100.0%*
10153 52100 Labor-Holi	0	0	0	23,241.88	.00	-23,241.88	100.0%*
10153 53000 Labor-Sick	0	0	0	17,966.36	.00	-17,966.36	100.0%*
10153 54000 Labor-Othe	3,250	0	3,250	4,387.57	.00	-1,137.57	135.0%*
10153 55000 Labor-Allo	16,658	0	16,658	9,186.50	.00	7,471.50	55.1%
10153 56000 Labor-Heal	0	46,161	46,161	63,234.27	.00	-17,073.24	137.0%*
10153 58000 Associated	148,622	0	148,622	87,140.78	.00	61,481.22	58.6%
10153 58100 Associated	53,555	3,531	57,086	40,021.44	.00	17,064.88	70.1%
10153 58200 Associated	71,668	0	71,668	41,164.41	.00	30,503.59	57.4%
10153 58300 Associated	14,632	0	14,632	8,400.87	.00	6,231.13	57.4%
10153 58900 Associated	150	0	150	55.20	.00	94.80	36.8%
10153 61200 ConProf-Ge	280,743	6,614	287,357	147,148.19	101,373.88	38,834.46	86.5%
10153 61900 ConProf-Mi	0	0	0	533.76	290.65	-824.41	100.0%*
10153 64130 COVID19	0	0	0	18.92	.00	-18.92	100.0%*
10153 64425 Ops-Landsc	120,000	0	120,000	.00	.00	120,000.00	.0%
10153 64475 Ops-Materi	125,000	-8,400	116,600	60,374.51	8,198.84	48,026.65	58.8%
10153 64480 Ops-Park&R	8,000	0	8,000	.00	.00	8,000.00	.0%
10153 64510 Ops-PecosR	24,000	0	24,000	.00	.00	24,000.00	.0%
10153 64575 Ops-PPE	0	0	0	1,143.14	45.98	-1,189.12	100.0%*
10153 64600 Ops-Postag	100	0	100	228.78	.00	-128.78	228.8%*
10153 64775 Ops-Tools	0	0	0	2,406.82	.00	-2,406.82	100.0%*
10153 64800 Ops-Unifor	4,000	0	4,000	4,508.44	.00	-508.44	112.7%*
10153 64825 Ops-Vehicl	26,800	0	26,800	16,603.26	7,435.09	2,761.65	89.7%
10153 65000 Maint-Buil	10,000	0	10,000	4,975.55	98.89	4,925.56	50.7%
10153 65050 Maint-Equi	16,300	0	16,300	15,693.44	235.70	370.86	97.7%
10153 65250 Maint-Peco	4,000	0	4,000	.00	.00	4,000.00	.0%
10153 65450 Maint-Tenn	1,320	0	1,320	305.46	.00	1,014.54	23.1%
10153 65500 Maint-Turf	20,000	0	20,000	24,086.97	408.00	-4,494.97	122.5%*
10153 65550 Maint-Vehi	6,000	0	6,000	1,558.71	278.04	4,163.25	30.6%
10153 66100 Empl-Train	3,000	0	3,000	360.00	.00	2,640.00	12.0%
10153 66200 Empl-Per D	2,300	0	2,300	.00	800.00	1,500.00	34.8%
10153 66500 Empl-Perso	200	0	200	34.71	.00	165.29	17.4%
10153 66600 Empl-Servi	0	0	0	140.38	.00	-140.38	100.0%*
10153 67100 Util-Elect	456,000	0	456,000	35,040.84	26,253.24	394,705.92	13.4%
10153 67400 Util-Telep	2,700	0	2,700	701.51	718.49	1,280.00	52.6%
10153 67500 Util-Water	0	0	0	235,927.35	96,987.95	-332,915.30	100.0%*
10153 80300 Cap-Improv	3,746	0	3,746	.00	2,060.77	1,684.85	55.0%

FOR 2022 07

ACCOUNTS FOR: 101 General Fund	ORIGINAL APPROP	TRANFRS/ ADJSTMTS	REVISED BUDGET	YTD ACTUAL	ENCUMBRANCES	AVAILABLE BUDGET	PCT USED
10153 80500 Cap-Equipm	258,000	228,400	486,400	90,040.60	150,118.96	246,240.44	49.4%
TOTAL Parks	2,433,811	276,306	2,710,118	1,379,647.66	395,304.48	935,165.36	65.5%

FOR 2022 07

ACCOUNTS FOR: 101 General Fund	ORIGINAL APPROP	TRANFRS/ ADJSTMTS	REVISED BUDGET	YTD ACTUAL	ENCUMBRANCES	AVAILABLE BUDGET	PCT USED
10154 Community Service							
10154 50500 Labor-Regu	294,717	0	294,717	139,808.05	.00	154,908.95	47.4%
10154 51000 Labor-OT	0	0	0	3,161.04	.00	-3,161.04	100.0%*
10154 51100 Labor-DT	0	0	0	114.24	.00	-114.24	100.0%*
10154 52000 Labor-Vaca	0	0	0	7,687.53	.00	-7,687.53	100.0%*
10154 52100 Labor-Holi	0	0	0	9,656.00	.00	-9,656.00	100.0%*
10154 53000 Labor-Sick	0	0	0	7,555.01	.00	-7,555.01	100.0%*
10154 54000 Labor-Othe	1,500	0	1,500	422.50	.00	1,077.50	28.2%
10154 55000 Labor-Allo	8,268	0	8,268	4,876.00	.00	3,392.00	59.0%
10154 56000 Labor-Heal	0	30,447	30,447	23,832.69	.00	6,613.92	78.3%
10154 58000 Associated	73,445	0	73,445	47,215.54	.00	26,229.46	64.3%
10154 58100 Associated	20,829	2,179	23,008	13,572.29	.00	9,435.42	59.0%
10154 58200 Associated	28,743	0	28,743	16,129.54	.00	12,613.46	56.1%
10154 58300 Associated	5,869	0	5,869	3,291.81	.00	2,577.19	56.1%
10154 58900 Associated	60	0	60	27.60	.00	32.40	46.0%
10154 61200 ConProf-Ge	700	0	700	3,452.75	337.08	-3,089.83	541.4%*
10154 61900 ConProf-Mi	0	0	0	.00	484.41	-484.41	100.0%*
10154 64325 Ops-Graffi	4,000	0	4,000	.00	.00	4,000.00	.0%
10154 64475 Ops-Materi	21,000	0	21,000	13,225.96	3,465.30	4,308.74	79.5%
10154 64575 Ops-PPE	0	0	0	792.08	.00	-792.08	100.0%*
10154 64775 Ops-Tools	2,800	0	2,800	.00	240.06	2,559.94	8.6%
10154 64800 Ops-Unifor	3,200	0	3,200	2,199.37	266.50	734.13	77.1%
10154 64825 Ops-Vehicl	9,700	0	9,700	5,745.80	3,437.12	517.08	94.7%
10154 65000 Maint-Buil	1,000	0	1,000	517.66	.00	482.34	51.8%
10154 65050 Maint-Equi	1,300	0	1,300	6,687.51	.00	-5,387.51	514.4%*
10154 65550 Maint-Vehi	1,100	0	1,100	4,709.75	664.91	-4,274.66	488.6%*
10154 66100 Empl-Train	500	0	500	.00	40.00	460.00	8.0%
10154 66200 Empl-Per D	100	0	100	.00	.00	100.00	.0%
10154 66500 Empl-Perso	200	0	200	34.71	150.00	15.29	92.4%
10154 67400 Util-Telep	1,400	0	1,400	.00	300.00	1,100.00	21.4%
TOTAL Community Service	480,431	32,625	513,056	314,715.43	9,385.38	188,955.51	63.2%

FOR 2022 07

ACCOUNTS FOR: 101 General Fund	ORIGINAL APPROP	TRANFRS/ ADJSTMTS	REVISED BUDGET	YTD ACTUAL	ENCUMBRANCES	AVAILABLE BUDGET	PCT USED
10155 Garage							
10155 50500 Labor-Regu	948,299	0	948,299	455,325.82	.00	492,973.18	48.0%
10155 51000 Labor-OT	8,025	0	8,025	2,801.97	.00	5,223.03	34.9%
10155 51100 Labor-DT	0	0	0	4,485.16	.00	-4,485.16	100.0%*
10155 52000 Labor-Vaca	0	0	0	32,161.54	.00	-32,161.54	100.0%*
10155 52100 Labor-Holi	0	0	0	29,873.92	.00	-29,873.92	100.0%*
10155 53000 Labor-Sick	0	0	0	26,934.30	.00	-26,934.30	100.0%*
10155 54000 Labor-Othe	4,000	0	4,000	1,500.00	.00	2,500.00	37.5%
10155 55000 Labor-Allo	29,142	0	29,142	16,695.40	.00	12,446.60	57.3%
10155 56000 Labor-Heal	0	85,289	85,289	81,444.04	.00	3,845.40	95.5%
10155 58000 Associated	247,863	0	247,863	133,877.08	.00	113,985.92	54.0%
10155 58100 Associated	66,030	6,525	72,555	46,180.06	.00	26,374.58	63.6%
10155 58200 Associated	92,176	0	92,176	53,225.89	.00	38,950.11	57.7%
10155 58300 Associated	18,818	0	18,818	10,862.71	.00	7,955.29	57.7%
10155 58900 Associated	160	0	160	73.30	.00	86.70	45.8%
10155 61200 ConProf-Ge	23,100	0	23,100	4,093.38	7,964.38	11,042.24	52.2%
10155 64475 Ops-Materi	37,000	0	37,000	9,557.71	5,027.04	22,415.25	39.4%
10155 64600 Ops-Postag	100	0	100	.00	.00	100.00	.0%
10155 64775 Ops-Tools	2,800	0	2,800	2,699.56	.00	100.44	96.4%
10155 64800 Ops-Unifor	6,000	0	6,000	1,757.31	3,494.71	747.98	87.5%
10155 64825 Ops-Vehicl	8,000	0	8,000	4,284.24	2,601.47	1,114.29	86.1%
10155 65000 Maint-Buil	5,600	0	5,600	4,819.42	623.00	157.58	97.2%
10155 65050 Maint-Equi	1,800	0	1,800	2,591.86	2,111.56	-2,903.42	261.3%*
10155 65550 Maint-Vehi	3,000	0	3,000	1,018.72	239.62	1,741.66	41.9%
10155 66100 Empl-Train	3,000	0	3,000	.00	.00	3,000.00	.0%
10155 66200 Empl-Per D	100	0	100	680.91	.00	-580.91	680.9%*
10155 66500 Empl-Perso	300	0	300	69.42	.00	230.58	23.1%
10155 66600 Empl-Servi	0	0	0	101.39	.00	-101.39	100.0%*
10155 67100 Util-Elect	27,300	0	27,300	9,869.27	8,130.73	9,300.00	65.9%
10155 67200 Util-Gas	0	0	0	788.15	744.85	-1,533.00	100.0%*
10155 67400 Util-Telep	5,100	0	5,100	3,318.71	1,961.27	-179.98	103.5%*
10155 67500 Util-Water	0	0	0	3,786.69	2,416.86	-6,203.55	100.0%*
TOTAL Garage	1,537,713	91,814	1,629,527	944,877.93	35,315.49	649,333.66	60.2%

FOR 2022 07

ACCOUNTS FOR: 101 General Fund	ORIGINAL APPROP	TRANFRS/ ADJSTMTS	REVISED BUDGET	YTD ACTUAL	ENCUMBRANCES	AVAILABLE BUDGET	PCT USED
10156 Electrical							
10156 50500 Labor-Regu	645,033	0	645,033	311,358.70	.00	333,674.30	48.3%
10156 51000 Labor-OT	6,910	0	6,910	7,710.97	.00	-800.97	111.6%*
10156 51100 Labor-DT	0	0	0	1,993.58	.00	-1,993.58	100.0%*
10156 52000 Labor-Vaca	0	0	0	20,817.82	.00	-20,817.82	100.0%*
10156 52100 Labor-Holi	0	0	0	22,373.28	.00	-22,373.28	100.0%*
10156 53000 Labor-Sick	0	0	0	12,422.08	.00	-12,422.08	100.0%*
10156 54000 Labor-Othe	2,000	0	2,000	875.00	.00	1,125.00	43.8%
10156 56000 Labor-Heal	0	32,984	32,984	32,984.42	.00	.00	100.0%
10156 58000 Associated	91,605	0	91,605	47,381.88	.00	44,223.12	51.7%
10156 58100 Associated	46,489	2,373	48,862	29,827.67	.00	19,034.18	61.0%
10156 58200 Associated	62,568	0	62,568	35,957.04	.00	26,610.96	57.5%
10156 58300 Associated	12,773	0	12,773	7,337.98	.00	5,435.02	57.4%
10156 58900 Associated	80	0	80	32.20	.00	47.80	40.3%
10156 61200 ConProf-Ge	2,400	0	2,400	315.52	1,633.09	451.39	81.2%
10156 61900 ConProf-Mi	0	0	0	.00	484.41	-484.41	100.0%*
10156 64475 Ops-Materi	23,500	0	23,500	4,661.03	1,183.73	17,655.24	24.9%
10156 64575 Ops-PPE	0	0	0	90.89	23.99	-114.88	100.0%*
10156 64800 Ops-Unifor	2,000	0	2,000	.00	.00	2,000.00	.0%
10156 64825 Ops-Vehicl	11,900	0	11,900	7,916.97	4,426.77	-443.74	103.7%*
10156 65000 Maint-Buil	900	0	900	631.63	262.59	5.78	99.4%
10156 65050 Maint-Equi	200	0	200	.00	.00	200.00	.0%
10156 65200 Maint-Leas	0	0	0	468.35	.00	-468.35	100.0%*
10156 65550 Maint-Vehi	5,000	0	5,000	2,113.08	12.91	2,874.01	42.5%
10156 66000 Empl-Dues	800	0	800	.00	.00	800.00	.0%
10156 66100 Empl-Train	2,500	0	2,500	233.00	.00	2,267.00	9.3%
10156 66200 Empl-Per D	100	0	100	.00	.00	100.00	.0%
10156 66500 Empl-Perso	600	0	600	168.75	34.71	396.54	33.9%
10156 67400 Util-Telep	1,500	0	1,500	807.74	2,092.26	-1,400.00	193.3%*
TOTAL Electrical	918,858	35,357	954,215	548,479.58	10,154.46	395,581.23	58.5%

FOR 2022 07

ACCOUNTS FOR: 101 General Fund	ORIGINAL APPROP	TRANFRS/ ADJSTMTS	REVISED BUDGET	YTD ACTUAL	ENCUMBRANCES	AVAILABLE BUDGET	PCT USED
10157 Construction							
10157 50500 Labor-Regu	751,279	0	751,279	333,657.63	.00	417,621.37	44.4%
10157 51000 Labor-OT	0	0	0	3,312.99	.00	-3,312.99	100.0%*
10157 51100 Labor-DT	0	0	0	2,351.90	.00	-2,351.90	100.0%*
10157 52000 Labor-Vaca	0	0	0	32,690.70	.00	-32,690.70	100.0%*
10157 52100 Labor-Holi	0	0	0	25,798.56	.00	-25,798.56	100.0%*
10157 53000 Labor-Sick	0	0	0	22,863.78	.00	-22,863.78	100.0%*
10157 54000 Labor-Othe	3,000	0	3,000	2,425.00	.00	575.00	80.8%
10157 55000 Labor-Allo	27,846	0	27,846	15,400.00	.00	12,446.00	55.3%
10157 56000 Labor-Heal	0	85,195	85,195	85,194.96	.00	.00	100.0%
10157 58000 Associated	239,873	0	239,873	135,187.40	.00	104,685.60	56.4%
10157 58100 Associated	50,549	6,517	57,066	36,320.07	.00	20,746.34	63.6%
10157 58200 Associated	72,791	0	72,791	40,670.76	.00	32,120.24	55.9%
10157 58300 Associated	14,859	0	14,859	8,300.45	.00	6,558.55	55.9%
10157 58900 Associated	120	0	120	50.60	.00	69.40	42.2%
10157 61200 ConProf-Ge	825	0	825	347.01	632.99	-155.00	118.8%*
10157 61900 ConProf-Mi	0	0	0	.00	484.41	-484.41	100.0%*
10157 64475 Ops-Materi	26,000	0	26,000	7,167.44	352.50	18,480.06	28.9%
10157 64575 Ops-PPE	0	0	0	1,900.93	93.17	-1,994.10	100.0%*
10157 64800 Ops-Unifor	3,500	0	3,500	2,359.90	2,866.00	-1,725.90	149.3%*
10157 64825 Ops-Vehicl	14,000	0	14,000	7,151.35	9,078.75	-2,230.10	115.9%*
10157 65000 Maint-Buil	900	0	900	641.29	.00	258.71	71.3%
10157 65050 Maint-Equi	4,100	0	4,100	3,719.46	7,158.14	-6,777.60	265.3%*
10157 65550 Maint-Vehi	6,700	0	6,700	1,495.05	30.58	5,174.37	22.8%
10157 66000 Empl-Dues	100	0	100	.00	.00	100.00	.0%
10157 66500 Empl-Perso	100	0	100	101.47	.00	-1.47	101.5%*
10157 66600 Empl-Servi	0	0	0	210.57	.00	-210.57	100.0%*
10157 67400 Util-Telep	1,400	0	1,400	.00	1,700.00	-300.00	121.4%*
TOTAL Construction	1,217,942	91,712	1,309,654	769,319.27	22,396.54	517,938.56	60.5%

FOR 2022 07

ACCOUNTS FOR: 101 General Fund	ORIGINAL APPROP	TRANFRS/ ADJSTMTS	REVISED BUDGET	YTD ACTUAL	ENCUMBRANCES	AVAILABLE BUDGET	PCT USED
10158 Projects							
10158 50500 Labor-Regu	628,079	0	628,079	262,322.21	.00	365,756.79	41.8%
10158 51000 Labor-OT	0	0	0	3,192.48	.00	-3,192.48	100.0%*
10158 52000 Labor-Vaca	0	0	0	25,769.35	.00	-25,769.35	100.0%*
10158 52100 Labor-Holi	0	0	0	18,413.93	.00	-18,413.93	100.0%*
10158 53000 Labor-Sick	0	0	0	18,038.24	.00	-18,038.24	100.0%*
10158 54000 Labor-Othe	2,000	0	2,000	812.30	.00	1,187.70	40.6%
10158 55000 Labor-Allo	12,450	0	12,450	6,856.25	.00	5,593.75	55.1%
10158 56000 Labor-Heal	0	39,812	39,812	39,811.68	.00	.00	100.0%
10158 58000 Associated	131,536	0	131,536	69,091.70	.00	62,444.30	52.5%
10158 58100 Associated	44,554	3,046	47,600	26,952.25	.00	20,647.34	56.6%
10158 58200 Associated	61,462	0	61,462	31,811.54	.00	29,650.46	51.8%
10158 58300 Associated	12,545	0	12,545	6,492.12	.00	6,052.88	51.8%
10158 58900 Associated	80	0	80	32.20	.00	47.80	40.3%
10158 61200 ConProf-Ge	10,000	0	10,000	2,340.00	.00	7,660.00	23.4%
10158 63100 Fees-Filin	500	0	500	.00	.00	500.00	.0%
10158 64475 Ops-Materi	0	0	0	1,357.53	495.85	-1,853.38	100.0%*
10158 64600 Ops-Postag	1,000	0	1,000	.00	.00	1,000.00	.0%
10158 64800 Ops-Unifor	750	0	750	.00	.00	750.00	.0%
10158 64825 Ops-Vehicl	10,000	0	10,000	6,856.05	4,666.72	-1,522.77	115.2%*
10158 65050 Maint-Equi	500	0	500	.00	.00	500.00	.0%
10158 65550 Maint-Vehi	4,500	0	4,500	3,263.36	1,963.69	-727.05	116.2%*
10158 66000 Empl-Dues	3,750	0	3,750	1,551.84	3,135.49	-937.33	125.0%*
10158 66100 Empl-Train	5,000	0	5,000	1,030.74	2,669.20	1,300.06	74.0%
10158 66200 Empl-Per D	5,000	0	5,000	759.99	805.00	3,435.01	31.3%
10158 66300 Empl-Milea	1,000	0	1,000	.00	.00	1,000.00	.0%
10158 66400 Empl-Trans	500	0	500	.00	.00	500.00	.0%
10158 66500 Empl-Perso	300	0	300	427.31	34.71	-162.02	154.0%*
10158 66600 Empl-Servi	0	0	0	101.39	.00	-101.39	100.0%*
TOTAL Projects	935,506	42,857	978,363	527,284.46	13,770.66	437,308.15	55.3%

FOR 2022 07

ACCOUNTS FOR: 101 General Fund	ORIGINAL APPROP	TRANFRS/ ADJSTMTS	REVISED BUDGET	YTD ACTUAL	ENCUMBRANCES	AVAILABLE BUDGET	PCT USED
10160 Planning & Regulation							
10160 50500 Labor-Regu	578,527	0	578,527	288,210.95	.00	290,316.05	49.8%
10160 52000 Labor-Vaca	0	0	0	32,071.77	.00	-32,071.77	100.0%*
10160 52100 Labor-Holi	0	0	0	21,489.02	.00	-21,489.02	100.0%*
10160 53000 Labor-Sick	0	0	0	10,129.50	.00	-10,129.50	100.0%*
10160 54000 Labor-Othe	2,250	0	2,250	3,433.07	.00	-1,183.07	152.6%*
10160 55000 Labor-Allo	10,200	0	10,200	5,950.00	.00	4,250.00	58.3%
10160 56000 Labor-Heal	0	36,548	36,548	36,547.88	.00	.00	100.0%
10160 58000 Associated	102,079	0	102,079	60,680.70	.00	41,398.30	59.4%
10160 58100 Associated	40,958	2,796	43,754	28,737.67	.00	15,016.24	65.7%
10160 58200 Associated	56,049	0	56,049	34,486.26	.00	21,562.74	61.5%
10160 58300 Associated	11,444	0	11,444	7,038.08	.00	4,405.92	61.5%
10160 58900 Associated	90	0	90	41.40	.00	48.60	46.0%
10160 61200 ConProf-Ge	323,500	0	323,500	99,653.78	76,479.94	147,366.28	54.4%
10160 61300 ConProf-De	300,000	0	300,000	46,318.26	21,795.05	231,886.69	22.7%
10160 61900 ConProf-Mi	0	0	0	.00	750.00	-750.00	100.0%*
10160 63100 Fees-Filin	1,000	0	1,000	.00	.00	1,000.00	.0%
10160 64475 Ops-Materi	30,000	0	30,000	4,897.19	1,763.55	23,339.26	22.2%
10160 64600 Ops-Postag	3,800	0	3,800	1,047.70	.00	2,752.30	27.6%
10160 64800 Ops-Unifor	400	0	400	.00	.00	400.00	.0%
10160 64825 Ops-Vehicl	5,000	0	5,000	2,575.66	2,689.66	-265.32	105.3%*
10160 65000 Maint-Buil	10,000	0	10,000	4,231.61	304.57	5,463.82	45.4%
10160 65050 Maint-Equi	300	0	300	.00	.00	300.00	.0%
10160 65550 Maint-Vehi	3,000	0	3,000	535.36	2,135.63	329.01	89.0%
10160 66000 Empl-Dues	1,000	0	1,000	75.00	210.00	715.00	28.5%
10160 66100 Empl-Train	4,500	0	4,500	50.00	.00	4,450.00	1.1%
10160 66200 Empl-Per D	6,500	0	6,500	169.00	.00	6,331.00	2.6%
10160 66300 Empl-Milea	1,000	0	1,000	189.52	.00	810.48	19.0%
10160 66400 Empl-Trans	500	0	500	.00	.00	500.00	.0%
10160 66500 Empl-Perso	200	0	200	.00	.00	200.00	.0%
10160 67100 Util-Elect	18,700	0	18,700	5,743.97	4,990.01	7,966.02	57.4%
10160 67200 Util-Gas	0	0	0	452.40	2,537.60	-2,990.00	100.0%*
10160 67400 Util-Telep	19,300	0	19,300	9,635.50	8,630.38	1,034.12	94.6%
10160 67500 Util-Water	0	0	0	3,960.97	3,120.13	-7,081.10	100.0%*
10160 80100 Cap-Land	25,000	0	25,000	.00	.00	25,000.00	.0%
10160 80500 Cap-Equipm	289,930	0	289,930	5,196.32	279,530.33	5,203.68	98.2%
TOTAL Planning & Regulation	1,845,227	39,344	1,884,571	713,548.54	404,936.85	766,085.73	59.3%

FOR 2022 07

ACCOUNTS FOR: 101 General Fund	ORIGINAL APPROP	TRANFRS/ ADJSTMTS	REVISED BUDGET	YTD ACTUAL	ENCUMBRANCES	AVAILABLE BUDGET	PCT USED
10161 Cemetery							
10161 61200 ConProf-Ge	445,250	0	445,250	734.87	.00	444,515.13	.2%
10161 61900 ConProf-Mi	0	0	0	249,629.18	185,071.50	-434,700.68	100.0%*
10161 64425 Ops-Landsc	21,400	0	21,400	750.00	.00	20,650.00	3.5%
10161 64475 Ops-Materi	10,000	0	10,000	3,260.05	100.69	6,639.26	33.6%
10161 65000 Maint-Buil	300	0	300	.00	.00	300.00	.0%
10161 65050 Maint-Equi	100	0	100	638.68	.00	-538.68	638.7%*
10161 66000 Empl-Dues	370	0	370	195.50	234.50	-60.00	116.2%*
10161 66500 Empl-Perso	100	0	100	.00	.00	100.00	.0%
10161 67100 Util-Elect	108,500	0	108,500	2,231.50	5,029.36	101,239.14	6.7%
10161 67400 Util-Telep	2,800	0	2,800	1,502.66	2,797.34	-1,500.00	153.6%*
10161 67500 Util-Water	0	0	0	76,913.54	24,054.53	-100,968.07	100.0%*
10161 80200 Cap-Buildi	63,988	0	63,988	36,197.88	.00	27,790.35	56.6%
10161 80300 Cap-Improv	58,046	0	58,046	.00	.00	58,046.31	.0%
10161 80400 Cap-Infras	50,000	0	50,000	20,261.33	.00	29,738.67	40.5%
10161 80500 Cap-Equipm	18,840	0	18,840	.00	16,289.00	2,551.00	86.5%
TOTAL Cemetery	779,695	0	779,695	392,315.19	233,576.92	153,802.43	80.3%
TOTAL General Fund	9,521,601	979,797	10,501,398	-1,162,104.82	6,042,162.33	5,621,340.86	46.5%
TOTAL REVENUES	-51,885,284	-2,295,558	-54,180,842	-35,470,714.62	.00	-18,710,127.48	
TOTAL EXPENSES	61,406,885	3,275,355	64,682,240	34,308,609.80	6,042,162.33	24,331,468.34	

FOR 2022 07

ACCOUNTS FOR: 200 GRT Capital Outlay	ORIGINAL APPROP	TRANFRS/ ADJSTMTS	REVISED BUDGET	YTD ACTUAL	ENCUMBRANCES	AVAILABLE BUDGET	PCT USED
200 GRT Capital Outlay							
200 30020 GRTR-Capit	-3,360,000	0	-3,360,000	-2,316,525.32	.00	-1,043,474.68	68.9%*
200 45000 Transfer-T	4,000,000	0	4,000,000	2,000,000.00	.00	2,000,000.00	50.0%
TOTAL GRT Capital Outlay	640,000	0	640,000	-316,525.32	.00	956,525.32	-49.5%

FOR 2022 07

ACCOUNTS FOR: 200 GRT Capital Outlay	ORIGINAL APPROP	TRANFRS/ ADJSTMTS	REVISED BUDGET	YTD ACTUAL	ENCUMBRANCES	AVAILABLE BUDGET	PCT USED
20000 GRT Capital Outlay							
20000 63225 Fees-NMTRD	103,000	0	103,000	93,246.50	.00	9,753.50	90.5%
20000 80300 Cap-Improv	300,000	4,585	304,585	172,677.66	7,284.64	124,622.70	59.1%
TOTAL GRT Capital Outlay	403,000	4,585	407,585	265,924.16	7,284.64	134,376.20	67.0%
TOTAL GRT Capital Outlay	1,043,000	4,585	1,047,585	-50,601.16	7,284.64	1,090,901.52	-4.1%
TOTAL REVENUES	-3,360,000	0	-3,360,000	-2,316,525.32	.00	-1,043,474.68	
TOTAL EXPENSES	4,403,000	4,585	4,407,585	2,265,924.16	7,284.64	2,134,376.20	

FOR 2022 07

ACCOUNTS FOR: 201 Capital Projects	ORIGINAL APPROP	TRANFRS/ ADJSTMTS	REVISED BUDGET	YTD ACTUAL	ENCUMBRANCES	AVAILABLE BUDGET	PCT USED
201 Capital Projects							
201 36040 Interest-M	-5,000	0	-5,000	-1,945.46	.00	-3,054.54	38.9%*
201 37135 State-Legi	-760,000	0	-760,000	-42,521.21	.00	-717,478.79	5.6%*
201 37199 State-Misc	0	-35,100	-35,100	.00	.00	-35,100.00	.0%*
TOTAL Capital Projects	-765,000	-35,100	-800,100	-44,466.67	.00	-755,633.33	5.6%

FOR 2022 07

ACCOUNTS FOR: 201 Capital Projects	ORIGINAL APPROP	TRANFRS/ ADJSTMTS	REVISED BUDGET	YTD ACTUAL	ENCUMBRANCES	AVAILABLE BUDGET	PCT USED
20101 Capital Projects							
20101 80300 Cap-Improv	867,935	-4,585	863,350	36,659.48	98,628.14	728,062.07	15.7%
20101 80400 Cap-Infras	1,242,988	0	1,242,988	70,607.03	968,919.95	203,460.87	83.6%
20101 80500 Cap-Equipm	0	35,100	35,100	35,065.45	.00	34.55	99.9%
TOTAL Capital Projects	2,110,923	30,515	2,141,438	142,331.96	1,067,548.09	931,557.49	56.5%
TOTAL Capital Projects	1,345,923	-4,585	1,341,338	97,865.29	1,067,548.09	175,924.16	86.9%
TOTAL REVENUES	-765,000	-35,100	-800,100	-44,466.67	.00	-755,633.33	
TOTAL EXPENSES	2,110,923	30,515	2,141,438	142,331.96	1,067,548.09	931,557.49	

FOR 2022 07

ACCOUNTS FOR: 202 Airport Improvements	ORIGINAL APPROP	TRANFRS/ ADJSTMTS	REVISED BUDGET	YTD ACTUAL	ENCUMBRANCES	AVAILABLE BUDGET	PCT USED
202 Airport Improvements							
202 35010 AP-Boutiqu	-3,000	0	-3,000	-3,680.00	.00	680.00	122.7%
202 35020 AP-Celtech	-1,000	0	-1,000	-1,475.84	.00	475.84	147.6%
202 35022 AP-Danfort	-1,000	0	-1,000	-600.00	.00	-400.00	60.0%*
202 35030 AP-Fed Exp	-1,000	0	-1,000	-2,181.62	.00	1,181.62	218.2%
202 35040 AP-Chandle	-3,000	0	-3,000	-3,611.61	.00	611.61	120.4%
202 35050 Air Method	-2,000	0	-2,000	-1,183.28	.00	-816.72	59.2%*
202 37150 State-NMDO	-128,100	0	-128,100	-5,010.00	.00	-123,090.00	3.9%*
202 37200 Federal-FA	-200,000	0	-200,000	-218,350.00	.00	18,350.00	109.2%
202 40000 Trans-IN	-500,000	0	-500,000	-500,000.00	.00	.00	100.0%
TOTAL Airport Improvements	-839,100	0	-839,100	-736,092.35	.00	-103,007.65	87.7%

FOR 2022 07

ACCOUNTS FOR: 202 Airport Improvements	ORIGINAL APPROP	TRANFRS/ ADJSTMTS	REVISED BUDGET	YTD ACTUAL	ENCUMBRANCES	AVAILABLE BUDGET	PCT USED
20202 Airport Improvements							
20202 61200 ConProf-Ge	50,000	0	50,000	.00	.00	50,000.00	.0%
20202 64475 Ops-Materi	712	0	712	.00	.00	712.00	.0%
20202 65900 Maint-Misc	99,446	0	99,446	60,511.32	.00	38,934.68	60.8%
20202 80300 Cap-Improv	63,183	0	63,183	238,535.42	60,551.53	-235,904.26	473.4%*
20202 80400 Cap-Infras	257,016	0	257,016	46,561.27	.00	210,455.14	18.1%
TOTAL Airport Improvements	470,357	0	470,357	345,608.01	60,551.53	64,197.56	86.4%
TOTAL Airport Improvements	-368,743	0	-368,743	-390,484.34	60,551.53	-38,810.09	89.5%
TOTAL REVENUES	-839,100	0	-839,100	-736,092.35	.00	-103,007.65	
TOTAL EXPENSES	470,357	0	470,357	345,608.01	60,551.53	64,197.56	

FOR 2022 07

ACCOUNTS FOR: 220 Landfill-Reserve	ORIGINAL APPROP	TRANFRS/ ADJSTMTS	REVISED BUDGET	YTD ACTUAL	ENCUMBRANCES	AVAILABLE BUDGET	PCT USED
220 Landfill-Reserve							
220 36000 CD's	-32,000	0	-32,000	-3,736.93	.00	-28,263.07	11.7%*
220 36040 Interest-M	-2,000	0	-2,000	.00	.00	-2,000.00	.0%*
220 37010 County-Lan	-111,000	0	-111,000	-111,000.00	.00	.00	100.0%
220 40000 Trans-IN	-111,000	0	-111,000	-111,000.00	.00	.00	100.0%
TOTAL Landfill-Reserve	-256,000	0	-256,000	-225,736.93	.00	-30,263.07	88.2%
TOTAL Landfill-Reserve	-256,000	0	-256,000	-225,736.93	.00	-30,263.07	88.2%
TOTAL REVENUES	-256,000	0	-256,000	-225,736.93	.00	-30,263.07	

FOR 2022 07

ACCOUNTS FOR: 230 Landfill-Closure	ORIGINAL APPROP	TRANFRS/ ADJSTMTS	REVISED BUDGET	YTD ACTUAL	ENCUMBRANCES	AVAILABLE BUDGET	PCT USED
230 Landfill-Closure							
230 40000 Trans-IN	-500,000	0	-500,000	-500,000.00	.00	.00	100.0%
TOTAL Landfill-Closure	-500,000	0	-500,000	-500,000.00	.00	.00	100.0%

FOR 2022 07

ACCOUNTS FOR: 230 Landfill-Closure	ORIGINAL APPROP	TRANFRS/ ADJSTMTS	REVISED BUDGET	YTD ACTUAL	ENCUMBRANCES	AVAILABLE BUDGET	PCT USED
23030 Landfill-Closure							
23030 61200 ConProf-Ge	0	0	0	9,237.81	11,524.38	-20,762.19	100.0%*
23030 61350 ConProf-En	10,000	0	10,000	.00	.00	10,000.00	.0%
23030 61600 ConProf-Me	25,000	0	25,000	.00	.00	25,000.00	.0%
23030 63200 Fees-Groun	43,000	0	43,000	21,090.49	3,909.51	18,000.00	58.1%
23030 64375 Ops-Landfi	11,000	0	11,000	6,158.54	.00	4,841.46	56.0%
23030 65050 Maint-Equi	10,000	0	10,000	.00	.00	10,000.00	.0%
TOTAL Landfill-Closure	99,000	0	99,000	36,486.84	15,433.89	47,079.27	52.4%
TOTAL Landfill-Closure	-401,000	0	-401,000	-463,513.16	15,433.89	47,079.27	111.7%
TOTAL REVENUES	-500,000	0	-500,000	-500,000.00	.00	.00	
TOTAL EXPENSES	99,000	0	99,000	36,486.84	15,433.89	47,079.27	

FOR 2022 07

ACCOUNTS FOR: 240 Landfill-Construction	ORIGINAL APPROP	TRANFRS/ ADJSTMTS	REVISED BUDGET	YTD ACTUAL	ENCUMBRANCES	AVAILABLE BUDGET	PCT USED
240 Landfill-Construction							
240 40000 Trans-IN	-500,000	0	-500,000	-500,000.00	.00	.00	100.0%
TOTAL Landfill-Construction	-500,000	0	-500,000	-500,000.00	.00	.00	100.0%

FOR 2022 07

ACCOUNTS FOR: 240 Landfill-Construction	ORIGINAL APPROP	TRANFRS/ ADJSTMTS	REVISED BUDGET	YTD ACTUAL	ENCUMBRANCES	AVAILABLE BUDGET	PCT USED
24040 Landfill-Construction							
24040 64400 Ops-Landfi	550,000	0	550,000	.00	400,000.00	150,000.00	72.7%
TOTAL Landfill-Construction	550,000	0	550,000	.00	400,000.00	150,000.00	72.7%
TOTAL Landfill-Construction	50,000	0	50,000	-500,000.00	400,000.00	150,000.00	-200.0%
TOTAL REVENUES	-500,000	0	-500,000	-500,000.00	.00	.00	
TOTAL EXPENSES	550,000	0	550,000	.00	400,000.00	150,000.00	

FOR 2022 07

ACCOUNTS FOR: 300 Sports Complex	ORIGINAL APPROP	TRANFRS/ ADJSTMTS	REVISED BUDGET	YTD ACTUAL	ENCUMBRANCES	AVAILABLE BUDGET	PCT USED
300 Sports Complex							
300 30030 GRTR-Infra	-2,173,000	0	-2,173,000	-1,230,956.99	.00	-942,043.01	56.6%*
300 34310 Concession	-7,000	0	-7,000	-8,313.37	.00	1,313.37	118.8%
300 36040 Interest-M	-2,000	0	-2,000	.00	.00	-2,000.00	.0%*
300 40000 Trans-IN	0	-32,505	-32,505	-32,504.68	.00	.00	100.0%
300 45000 Transfer-T	1,200,000	0	1,200,000	922,487.35	.00	277,512.65	76.9%
TOTAL Sports Complex	-982,000	-32,505	-1,014,505	-349,287.69	.00	-665,216.99	34.4%

FOR 2022 07

ACCOUNTS FOR: 300 Sports Complex	ORIGINAL APPROP	TRANFRS/ ADJSTMTS	REVISED BUDGET	YTD ACTUAL	ENCUMBRANCES	AVAILABLE BUDGET	PCT USED
30000 Sports Complex							
30000 50500 Labor-Regu	503,340	1,160	504,500	244,009.68	.00	260,490.32	48.4%
30000 51000 Labor-OT	13,763	0	13,763	3,116.64	.00	10,646.36	22.6%
30000 51100 Labor-DT	0	0	0	431.04	.00	-431.04	100.0%*
30000 52000 Labor-Vaca	0	0	0	36,081.74	.00	-36,081.74	100.0%*
30000 52100 Labor-Holi	0	0	0	15,299.54	.00	-15,299.54	100.0%*
30000 53000 Labor-Sick	0	0	0	8,226.57	.00	-8,226.57	100.0%*
30000 54000 Labor-Othe	1,750	0	1,750	1,990.80	.00	-240.80	113.8%*
30000 55000 Labor-Allo	8,390	0	8,390	5,062.00	.00	3,328.00	60.3%
30000 56000 Labor-Heal	0	27,011	27,011	27,011.40	.00	.00	100.0%
30000 58000 Associated	73,732	0	73,732	43,339.84	.00	30,392.16	58.8%
30000 58100 Associated	37,715	2,155	39,870	24,935.12	.00	14,934.99	62.5%
30000 58200 Associated	31,627	114	31,741	18,670.56	.00	13,070.12	58.8%
30000 58300 Associated	6,457	23	6,480	3,810.35	.00	2,669.85	58.8%
30000 58900 Associated	130	0	130	54.90	.00	75.10	42.2%
30000 61200 ConProf-Ge	145,400	0	145,400	98,226.30	74,486.47	-27,312.77	118.8%*
30000 63225 Fees-NMTRD	52,000	0	52,000	47,249.66	.00	4,750.34	90.9%
30000 64425 Ops-Landsc	10,000	0	10,000	89,532.39	.00	-79,532.39	895.3%*
30000 64475 Ops-Materi	63,050	0	63,050	3,482.02	.00	59,567.98	5.5%
30000 64575 Ops-PPE	0	0	0	48.37	.00	-48.37	100.0%*
30000 64775 Ops-Tools	4,342	0	4,342	.00	.00	4,342.00	.0%
30000 64800 Ops-Unifor	3,700	0	3,700	1,284.91	1,562.38	852.71	77.0%
30000 64825 Ops-Vehicl	13,500	0	13,500	8,420.30	2,189.68	2,890.02	78.6%
30000 65000 Maint-Buil	5,000	0	5,000	1,909.20	16,639.71	-13,548.91	371.0%*
30000 65050 Maint-Equi	27,000	0	27,000	5,764.67	314.77	20,920.56	22.5%
30000 65500 Maint-Turf	64,000	0	64,000	21,219.57	393.69	42,386.74	33.8%
30000 65550 Maint-Vehi	1,000	0	1,000	547.49	268.85	183.66	81.6%
30000 66100 Empl-Train	1,000	0	1,000	.00	25.00	975.00	2.5%
30000 66200 Empl-Per D	700	0	700	.00	.00	700.00	.0%
30000 66500 Empl-Perso	500	0	500	.00	.00	500.00	.0%
30000 67100 Util-Elect	125,000	0	125,000	48,672.43	39,975.90	36,351.67	70.9%
30000 67400 Util-Telep	1,400	0	1,400	2,480.82	4,182.78	-5,263.60	476.0%*
30000 67500 Util-Water	0	0	0	15,628.46	3,726.92	-19,355.38	100.0%*
30000 80100 Cap-Land	600,000	0	600,000	.00	.00	600,000.00	.0%
30000 80300 Cap-Improv	53,000	0	53,000	.00	.00	53,000.00	.0%
TOTAL Sports Complex	1,847,496	30,463	1,877,959	776,506.77	143,766.15	957,686.47	49.0%
TOTAL Sports Complex	865,496	-2,041	863,455	427,219.08	143,766.15	292,469.48	66.1%
TOTAL REVENUES	-2,182,000	-32,505	-2,214,505	-1,271,775.04	.00	-942,729.64	
TOTAL EXPENSES	3,047,496	30,463	3,077,959	1,698,994.12	143,766.15	1,235,199.12	

FOR 2022 07

ACCOUNTS FOR: 320 Streets Improvement	ORIGINAL APPROP	TRANFRS/ ADJSTMTS	REVISED BUDGET	YTD ACTUAL	ENCUMBRANCES	AVAILABLE BUDGET	PCT USED
320 Streets Improvement							
320 30200 Muni Count	-316,000	0	-316,000	-283,234.99	.00	-32,765.01	89.6%*
320 30210 Muni Rd	-195,000	0	-195,000	-182,306.88	.00	-12,693.12	93.5%*
320 30310 Tax-Auto L	-61,000	0	-61,000	-66,422.99	.00	5,422.99	108.9%
320 36040 Interest-M	-3,000	0	-3,000	-4,335.08	.00	1,335.08	144.5%
320 37135 State-Legi	0	0	0	-6,204.05	.00	6,204.05	100.0%
320 37150 State-NMDO	0	-728,692	-728,692	.00	.00	-728,692.00	.0%*
320 40000 Trans-IN	-4,800,000	0	-4,800,000	-2,800,000.00	.00	-2,000,000.00	58.3%*
TOTAL Streets Improvement	-5,375,000	-728,692	-6,103,692	-3,342,503.99	.00	-2,761,188.01	54.8%

FOR 2022 07

ACCOUNTS FOR: 320 Streets Improvement	ORIGINAL APPROP	TRANFRS/ ADJSTMTS	REVISED BUDGET	YTD ACTUAL	ENCUMBRANCES	AVAILABLE BUDGET	PCT USED
32020 Streets Improvement							
32020 64425 Ops-Landsc	0	0	0	1,940.00	.00	-1,940.00	100.0%*
32020 64990 Ops-Misc	80,000	0	80,000	.00	.00	80,000.00	.0%
32020 65050 Maint-Equi	20,000	0	20,000	.00	.00	20,000.00	.0%
32020 65900 Maint-Misc	250,000	0	250,000	2,040.62	34,320.84	213,638.54	14.5%
32020 80400 Cap-Infras	6,432,710	830,789	7,263,499	1,475,860.05	1,050,455.98	4,737,183.35	34.8%
TOTAL Streets Improvement	6,782,710	830,789	7,613,499	1,479,840.67	1,084,776.82	5,048,881.89	33.7%
TOTAL Streets Improvement	1,407,710	102,097	1,509,807	-1,862,663.32	1,084,776.82	2,287,693.88	-51.5%
TOTAL REVENUES	-5,375,000	-728,692	-6,103,692	-3,342,503.99	.00	-2,761,188.01	
TOTAL EXPENSES	6,782,710	830,789	7,613,499	1,479,840.67	1,084,776.82	5,048,881.89	

FOR 2022 07

ACCOUNTS FOR: 350 Local Government Correction	ORIGINAL APPROP	TRANFRS/ ADJSTMTS	REVISED BUDGET	YTD ACTUAL	ENCUMBRANCES	AVAILABLE BUDGET	PCT USED
350 Local Government Correction							
350 33004 Fees-Court	-600,000	0	-600,000	-366,663.00	.00	-233,337.00	61.1%*
350 33009 Fees-Local	-160,000	0	-160,000	-98,463.00	.00	-61,537.00	61.5%*
350 33010 Fees-Notar	0	0	0	-35.95	.00	35.95	100.0%
350 45000 Tran-TO-E	400,000	0	400,000	400,000.00	.00	.00	100.0%
TOTAL Local Government Correction	-360,000	0	-360,000	-65,161.95	.00	-294,838.05	18.1%

FOR 2022 07

ACCOUNTS FOR: 350 Local Government Correction	ORIGINAL APPROP	TRANFRS/ ADJSTMTS	REVISED BUDGET	YTD ACTUAL	ENCUMBRANCES	AVAILABLE BUDGET	PCT USED
35050 Local Government Correction							
35050 62000 Prisoners-	500,000	0	500,000	.00	.00	500,000.00	.0%
35050 62100 Prisoners-	25,000	0	25,000	.00	.00	25,000.00	.0%
TOTAL Local Government Correction	525,000	0	525,000	.00	.00	525,000.00	.0%
TOTAL Local Government Correction	165,000	0	165,000	-65,161.95	.00	230,161.95	-39.5%
TOTAL REVENUES	-760,000	0	-760,000	-465,161.95	.00	-294,838.05	
TOTAL EXPENSES	925,000	0	925,000	400,000.00	.00	525,000.00	

FOR 2022 07

ACCOUNTS FOR: 400 Disaster Preparedness	ORIGINAL APPROP	TRANFRS/ ADJSTMTS	REVISED BUDGET	YTD ACTUAL	ENCUMBRANCES	AVAILABLE BUDGET	PCT USED
400 Disaster Preparedness							
400 36000 Interest-C	0	0	0	-1,514.01	.00	1,514.01	100.0%
400 40000 Trans-IN	-500,000	0	-500,000	-500,000.00	.00	.00	100.0%
TOTAL Disaster Preparedness	-500,000	0	-500,000	-501,514.01	.00	1,514.01	100.3%

FOR 2022 07

ACCOUNTS FOR: 400 Disaster Preparedness	ORIGINAL APPROP	TRANFRS/ ADJSTMTS	REVISED BUDGET	YTD ACTUAL	ENCUMBRANCES	AVAILABLE BUDGET	PCT USED
40000 Disaster Preparedness							
40000 61200 ConProf-Ge	1,500,000	0	1,500,000	.00	1,500,000.00	.00	100.0%
TOTAL Disaster Preparedness	1,500,000	0	1,500,000	.00	1,500,000.00	.00	100.0%
TOTAL Disaster Preparedness	1,000,000	0	1,000,000	-501,514.01	1,500,000.00	1,514.01	99.8%
TOTAL REVENUES	-500,000	0	-500,000	-501,514.01	.00	1,514.01	
TOTAL EXPENSES	1,500,000	0	1,500,000	.00	1,500,000.00	.00	

FOR 2022 07

ACCOUNTS FOR: 401 Insurance	ORIGINAL APPROP	TRANFRS/ ADJSTMTS	REVISED BUDGET	YTD ACTUAL	ENCUMBRANCES	AVAILABLE BUDGET	PCT USED
401 Insurance							
401 38012 Misc-Reimb	0	0	0	-35,117.92	.00	35,117.92	100.0%
401 40000 Trans-IN	-800,000	0	-800,000	-800,000.00	.00	.00	100.0%
TOTAL Insurance	-800,000	0	-800,000	-835,117.92	.00	35,117.92	104.4%

FOR 2022 07

ACCOUNTS FOR: 401 Insurance		ORIGINAL APPROP	TRANFRS/ ADJSTMTS	REVISED BUDGET	YTD ACTUAL	ENCUMBRANCES	AVAILABLE BUDGET	PCT USED
40101 Insurance								
40101 60200 Insur-Admi		20,000	0	20,000	8,145.09	21,854.91	-10,000.00	150.0%*
40101 60205 Insur-Airp		5,700	0	5,700	6,350.00	.00	-650.00	111.4%*
40101 60210 Insur-Auto		59,155	0	59,155	59,154.55	5,516.86	-5,516.41	109.3%*
40101 60215 Insur-Auto		115,182	0	115,182	115,181.96	.00	.04	100.0%
40101 60220 Insur-Clai		200,000	0	200,000	17,139.40	.00	182,860.60	8.6%
40101 60225 Insur-Crim		2,109	0	2,109	2,109.00	.00	.00	100.0%
40101 60230 Insur-EDP		10,359	0	10,359	10,359.00	.00	.00	100.0%
40101 60235 Insur-Fine		54,029	0	54,029	55,655.30	.00	-1,626.30	103.0%*
40101 60245 Insur-Inla		18,711	0	18,711	22,907.81	.00	-4,196.81	122.4%*
40101 60250 Insur-Law		57,782	0	57,782	57,781.96	.00	.04	100.0%
40101 60255 Insur-Liab		110,386	0	110,386	169,755.21	1,053.72	-60,422.93	154.7%*
40101 60270 Insur-Prop		220,515	0	220,515	220,515.00	.00	.00	100.0%
40101 60275 Insur-Publ		45,187	0	45,187	45,186.96	.00	.04	100.0%
40101 60280 Insur-Unem		2,000	0	2,000	.00	.00	2,000.00	.0%
40101 60285 Insur-Unin		130,000	0	130,000	.00	.00	130,000.00	.0%
TOTAL Insurance		1,051,115	0	1,051,115	790,241.24	28,425.49	232,448.27	77.9%
TOTAL Insurance		251,115	0	251,115	-44,876.68	28,425.49	267,566.19	-6.6%
	TOTAL REVENUES	-800,000	0	-800,000	-835,117.92	.00	35,117.92	
	TOTAL EXPENSES	1,051,115	0	1,051,115	790,241.24	28,425.49	232,448.27	

FOR 2022 07

ACCOUNTS FOR: 402 Workers' Compensation	ORIGINAL APPROP	TRANFRS/ ADJSTMTS	REVISED BUDGET	YTD ACTUAL	ENCUMBRANCES	AVAILABLE BUDGET	PCT USED
402 Workers' Compensation							
402 36000 Interest-C	-5,000	0	-5,000	-165.65	.00	-4,834.35	3.3%*
402 40000 Trans-IN	-500,000	0	-500,000	.00	.00	-500,000.00	.0%*
TOTAL Workers' Compensation	-505,000	0	-505,000	-165.65	.00	-504,834.35	.0%

FOR 2022 07

ACCOUNTS FOR: 402 Workers' Compensation	ORIGINAL APPROP	TRANFRS/ ADJSTMTS	REVISED BUDGET	YTD ACTUAL	ENCUMBRANCES	AVAILABLE BUDGET	PCT USED
40202 Workers' Compensation							
40202 60100 WC-Admin	20,000	0	20,000	11,999.74	73,667.16	-65,666.90	428.3%*
40202 60110 WC-Excess	225,000	0	225,000	192,438.00	.00	32,562.00	85.5%
40202 60120 WC-Expense	30,000	0	30,000	9,625.72	.00	20,374.28	32.1%
40202 60130 WC-Medical	160,000	0	160,000	68,590.59	.00	91,409.41	42.9%
40202 60140 WC-Settlem	100,000	0	100,000	.00	.00	100,000.00	.0%
40202 60150 WC-Weekly	100,000	0	100,000	114,698.72	.00	-14,698.72	114.7%*
TOTAL Workers' Compensation	635,000	0	635,000	397,352.77	73,667.16	163,980.07	74.2%
TOTAL Workers' Compensation	130,000	0	130,000	397,187.12	73,667.16	-340,854.28	362.2%
TOTAL REVENUES	-505,000	0	-505,000	-165.65	.00	-504,834.35	
TOTAL EXPENSES	635,000	0	635,000	397,352.77	73,667.16	163,980.07	

FOR 2022 07

ACCOUNTS FOR: 420 Health Insurance	ORIGINAL APPROP	TRANFRS/ ADJSTMTS	REVISED BUDGET	YTD ACTUAL	ENCUMBRANCES	AVAILABLE BUDGET	PCT USED
420 Health Insurance							
420 36040 Interest-M	-2,000	0	-2,000	-1,721.89	.00	-278.11	86.1%*
420 38006 Misc-Healt	-1,598,000	0	-1,598,000	-986,968.37	.00	-611,031.63	61.8%*
420 38010 Misc-HI-Ci	-5,000,000	0	-5,000,000	-2,960,950.85	.00	-2,039,049.15	59.2%*
420 38012 Misc-Reimb	0	0	0	-879,889.11	.00	879,889.11	100.0%
420 45000 Transfer-T	0	2,597,111	2,597,111	2,597,111.41	.00	.00	100.0%
TOTAL Health Insurance	-6,600,000	2,597,111	-4,002,889	-2,232,418.81	.00	-1,770,469.78	55.8%

FOR 2022 07

ACCOUNTS FOR: 420 Health Insurance	ORIGINAL APPROP	TRANFRS/ ADJSTMTS	REVISED BUDGET	YTD ACTUAL	ENCUMBRANCES	AVAILABLE BUDGET	PCT USED
42020 Health Insurance							
42020 60200 Insur-Admi	50,000	0	50,000	2,095.50	.00	47,904.50	4.2%
42020 60220 Insur-Clai	6,550,000	0	6,550,000	4,149,974.90	.00	2,400,025.10	63.4%
TOTAL Health Insurance	6,600,000	0	6,600,000	4,152,070.40	.00	2,447,929.60	62.9%
TOTAL Health Insurance	0	2,597,111	2,597,111	1,919,651.59	.00	677,459.82	73.9%
TOTAL REVENUES	-6,600,000	0	-6,600,000	-4,829,530.22	.00	-1,770,469.78	
TOTAL EXPENSES	6,600,000	2,597,111	9,197,111	6,749,181.81	.00	2,447,929.60	

FOR 2022 07

ACCOUNTS FOR: 500 Fire Protection	ORIGINAL APPROP	TRANFRS/ ADJSTMTS	REVISED BUDGET	YTD ACTUAL	ENCUMBRANCES	AVAILABLE BUDGET	PCT USED
500 Fire Protection							
500 37125 State-Fire	-490,000	0	-490,000	-297,486.00	.00	-192,514.00	60.7%*
TOTAL Fire Protection	-490,000	0	-490,000	-297,486.00	.00	-192,514.00	60.7%

FOR 2022 07

ACCOUNTS FOR: 500 Fire Protection	ORIGINAL APPROP	TRANFRS/ ADJSTMTS	REVISED BUDGET	YTD ACTUAL	ENCUMBRANCES	AVAILABLE BUDGET	PCT USED
50000 Fire Protection							
50000 64775 Ops-Tools	125,000	0	125,000	.00	.00	125,000.00	.0%
50000 80500 Cap-Equipm	622,500	0	622,500	.00	438,860.14	183,639.86	70.5%
TOTAL Fire Protection	747,500	0	747,500	.00	438,860.14	308,639.86	58.7%
TOTAL Fire Protection	257,500	0	257,500	-297,486.00	438,860.14	116,125.86	54.9%
TOTAL REVENUES	-490,000	0	-490,000	-297,486.00	.00	-192,514.00	
TOTAL EXPENSES	747,500	0	747,500	.00	438,860.14	308,639.86	

FOR 2022 07

ACCOUNTS FOR: 501 Emergency Medical Services	ORIGINAL APPROP	TRANFRS/ ADJSTMTS	REVISED BUDGET	YTD ACTUAL	ENCUMBRANCES	AVAILABLE BUDGET	PCT USED
501 Emergency Medical Services							
501 37115 State-EMS	-20,000	0	-20,000	-19,892.00	.00	-108.00	99.5%*
TOTAL Emergency Medical Services	-20,000	0	-20,000	-19,892.00	.00	-108.00	99.5%

FOR 2022 07

ACCOUNTS FOR: 501 Emergency Medical Services	ORIGINAL APPROP	TRANFRS/ ADJSTMTS	REVISED BUDGET	YTD ACTUAL	ENCUMBRANCES	AVAILABLE BUDGET	PCT USED
50101 Emergency Medical Services							
50101 61200 ConProf-Ge	13,054	0	13,054	.00	.00	13,054.00	.0%
50101 80500 Cap-Equipm	39,000	0	39,000	38,535.04	.00	464.96	98.8%
TOTAL Emergency Medical Services	52,054	0	52,054	38,535.04	.00	13,518.96	74.0%
TOTAL Emergency Medical Services	32,054	0	32,054	18,643.04	.00	13,410.96	58.2%
TOTAL REVENUES	-20,000	0	-20,000	-19,892.00	.00	-108.00	
TOTAL EXPENSES	52,054	0	52,054	38,535.04	.00	13,518.96	

FOR 2022 07

ACCOUNTS FOR: 520 Law Enforcement Protection	ORIGINAL APPROP	TRANFRS/ ADJSTMTS	REVISED BUDGET	YTD ACTUAL	ENCUMBRANCES	AVAILABLE BUDGET	PCT USED
520 Law Enforcement Protection							
520 37130 State-Law	-70,800	0	-70,800	-70,800.00	.00	.00	100.0%
TOTAL Law Enforcement Protection	-70,800	0	-70,800	-70,800.00	.00	.00	100.0%

FOR 2022 07

ACCOUNTS FOR: 520 Law Enforcement Protection	ORIGINAL APPROP	TRANFRS/ ADJSTMTS	REVISED BUDGET	YTD ACTUAL	ENCUMBRANCES	AVAILABLE BUDGET	PCT USED
52020 Law Enforcement Protection							
52020 64000 Ops-Ammo/R	0	0	0	.00	19,868.70	-19,868.70	100.0%*
52020 64525 Ops-Police	55,800	0	55,800	.00	.00	55,800.00	.0%
52020 66100 Empl-Train	15,000	0	15,000	12,322.67	4,708.86	-2,031.53	113.5%*
52020 66200 Empl-Per D	0	0	0	17,820.20	7,307.01	-25,127.21	100.0%*
52020 66400 Empl-Trans	0	0	0	1,836.20	978.64	-2,814.84	100.0%*
TOTAL Law Enforcement Protection	70,800	0	70,800	31,979.07	32,863.21	5,957.72	91.6%
TOTAL Law Enforcement Protection	0	0	0	-38,820.93	32,863.21	5,957.72	100.0%
TOTAL REVENUES	-70,800	0	-70,800	-70,800.00	.00	.00	
TOTAL EXPENSES	70,800	0	70,800	31,979.07	32,863.21	5,957.72	

FOR 2022 07

ACCOUNTS FOR: 550 Beautification	ORIGINAL APPROP	TRANFRS/ ADJSTMTS	REVISED BUDGET	YTD ACTUAL	ENCUMBRANCES	AVAILABLE BUDGET	PCT USED
550 Beautification							
550 37105 State-Beau	-35,575	0	-35,575	-21,913.79	.00	-13,661.21	61.6%*
550 40000 Trans-IN	-70,000	0	-70,000	-70,000.00	.00	.00	100.0%
TOTAL Beautification	-105,575	0	-105,575	-91,913.79	.00	-13,661.21	87.1%

FOR 2022 07

ACCOUNTS FOR: 550 Beautification		ORIGINAL APPROP	TRANFRS/ ADJSTMTS	REVISED BUDGET	YTD ACTUAL	ENCUMBRANCES	AVAILABLE BUDGET	PCT USED
55050 Beautification								
55050 61000 ConProf-Ad		5,000	0	5,000	916.12	350.00	3,733.88	25.3%
55050 61200 ConProf-Ge		28,000	0	28,000	17,637.70	2,515.29	7,847.01	72.0%
55050 64425 Ops-Landsc		3,280	0	3,280	.00	.00	3,280.00	.0%
55050 64475 Ops-Materi		29,150	0	29,150	25,811.45	9,163.48	-5,824.93	120.0%*
55050 64800 Ops-Unifor		0	0	0	90.00	.00	-90.00	100.0%*
55050 66000 Empl-Dues		220	0	220	210.00	.00	10.00	95.5%
55050 66100 Empl-Train		0	0	0	1,075.00	.00	-1,075.00	100.0%*
55050 66200 Empl-Per D		3,500	0	3,500	1,212.06	.00	2,287.94	34.6%
55050 66400 Empl-Trans		0	0	0	734.86	.00	-734.86	100.0%*
TOTAL Beautification		69,150	0	69,150	47,687.19	12,028.77	9,434.04	86.4%
TOTAL Beautification		-36,425	0	-36,425	-44,226.60	12,028.77	-4,227.17	88.4%
	TOTAL REVENUES	-105,575	0	-105,575	-91,913.79	.00	-13,661.21	
	TOTAL EXPENSES	69,150	0	69,150	47,687.19	12,028.77	9,434.04	

FOR 2022 07

ACCOUNTS FOR: 570 Municipal Transit	ORIGINAL APPROP	TRANFRS/ ADJSTMTS	REVISED BUDGET	YTD ACTUAL	ENCUMBRANCES	AVAILABLE BUDGET	PCT USED
570 Municipal Transit							
570 33017 Fees-Trans	-33,000	0	-33,000	-16,965.00	.00	-16,035.00	51.4%*
570 33018 Contract F	-2,000	0	-2,000	-1,264.50	.00	-735.50	63.2%*
570 33090 Fees-Misc	0	0	0	-77.50	.00	77.50	100.0%
570 37220 5311 Admin	-290,240	0	-290,240	-106,890.40	.00	-183,349.71	36.8%*
570 37230 5311 Op	-444,269	0	-444,269	-295,408.68	.00	-148,860.42	66.5%*
570 37235 5311 Cap	-2,024,048	0	-2,024,048	-1,685.11	.00	-2,022,362.89	.1%*
570 40000 Trans-IN	0	-57,889	-57,889	-57,889.48	.00	.00	100.0%
TOTAL Municipal Transit	-2,793,557	-57,889	-2,851,447	-480,180.67	.00	-2,371,266.02	16.8%

FOR 2022 07

ACCOUNTS FOR: 570 Municipal Transit	ORIGINAL APPROP	TRANFRS/ ADJSTMTS	REVISED BUDGET	YTD ACTUAL	ENCUMBRANCES	AVAILABLE BUDGET	PCT USED
57070 Municipal Transit							
57070 50500 Labor-Regu	773,208	0	773,208	349,508.01	.00	423,699.99	45.2%
57070 51000 Labor-OT	10,979	0	10,979	3,512.50	.00	7,466.50	32.0%
57070 52000 Labor-Vaca	0	0	0	24,292.99	.00	-24,292.99	100.0%*
57070 52100 Labor-Holi	0	0	0	21,656.77	.00	-21,656.77	100.0%*
57070 53000 Labor-Sick	0	0	0	18,504.21	.00	-18,504.21	100.0%*
57070 54000 Labor-Othe	3,625	0	3,625	1,607.48	.00	2,017.52	44.3%
57070 55000 Labor-Allo	3,428	0	3,428	2,085.50	.00	1,342.50	60.8%
57070 56000 Labor-Heal	0	47,409	47,409	47,408.88	.00	.00	100.0%
57070 58000 Associated	152,842	0	152,842	81,860.62	.00	70,981.38	53.6%
57070 58100 Associated	55,093	3,627	58,720	33,585.20	.00	25,134.58	57.2%
57070 58200 Associated	64,166	0	64,166	35,829.73	.00	28,336.27	55.8%
57070 58300 Associated	13,104	0	13,104	7,312.16	.00	5,791.84	55.8%
57070 58900 Associated	260	0	260	96.30	.00	163.70	37.0%
57070 61000 ConProf-Ad	6,700	0	6,700	.00	.00	6,700.00	.0%
57070 61200 ConProf-Ge	3,025	0	3,025	5,402.71	3,836.55	-6,214.26	305.4%*
57070 61900 ConProf-Mi	0	0	0	193.76	10,270.65	-10,464.41	100.0%*
57070 63100 Fees-Filin	200	0	200	.00	.00	200.00	.0%
57070 64115 Ops-Comp H	0	0	0	1,839.28	.00	-1,839.28	100.0%*
57070 64130 COVID19	0	0	0	94.90	.00	-94.90	100.0%*
57070 64425 Ops-Landsc	0	0	0	430.58	.00	-430.58	100.0%*
57070 64475 Ops-Materi	48,502	0	48,502	2,132.35	301.17	46,068.48	5.0%
57070 64575 Ops-PPE	0	0	0	235.75	.00	-235.75	100.0%*
57070 64600 Ops-Postag	200	0	200	16.91	.00	183.09	8.5%
57070 64775 Ops-Tools	2,148	0	2,148	946.18	3,754.80	-2,552.98	218.9%*
57070 64800 Ops-Unifor	2,000	0	2,000	2,092.56	.00	-92.56	104.6%*
57070 64825 Ops-Vehicl	120,400	0	120,400	37,854.43	49,583.16	32,962.41	72.6%
57070 65000 Maint-Buil	4,500	0	4,500	2,289.96	211.47	1,998.57	55.6%
57070 65050 Maint-Equi	100	0	100	3,162.60	.00	-3,062.60	3162.6%*
57070 65550 Maint-Vehi	32,600	0	32,600	21,820.94	5,715.17	5,063.89	84.5%
57070 66000 Empl-Dues	800	0	800	.00	400.00	400.00	50.0%
57070 66100 Empl-Train	2,000	0	2,000	.00	.00	2,000.00	.0%
57070 66200 Empl-Per D	1,600	0	1,600	.00	.00	1,600.00	.0%
57070 66400 Empl-Trans	0	0	0	59.00	.00	-59.00	100.0%*
57070 66500 Empl-Perso	3,500	0	3,500	405.29	1,352.00	1,742.71	50.2%
57070 67100 Util-Elect	6,400	0	6,400	1,987.45	1,984.95	2,427.60	62.1%
57070 67200 Util-Gas	0	0	0	411.88	1,101.53	-1,513.41	100.0%*
57070 67400 Util-Telep	5,000	0	5,000	2,521.68	1,997.63	480.69	90.4%
57070 67500 Util-Water	0	0	0	1,294.09	897.98	-2,192.07	100.0%*
57070 80300 Cap-Improv	30,175	0	30,175	12,036.15	.00	18,138.49	39.9%
57070 80500 Cap-Equipm	1,551,053	0	1,551,053	6,313.43	167,566.72	1,377,172.85	11.2%

FOR 2022 07

ACCOUNTS FOR: 570 Municipal Transit	ORIGINAL APPROP	TRANFRS/ ADJSTMTS	REVISED BUDGET	YTD ACTUAL	ENCUMBRANCES	AVAILABLE BUDGET	PCT USED
TOTAL Municipal Transit	2,897,608	51,036	2,948,643	730,802.23	248,973.78	1,968,867.29	33.2%
TOTAL Municipal Transit	104,050	-6,854	97,197	250,621.56	248,973.78	-402,398.73	514.0%
TOTAL REVENUES	-2,793,557	-57,889	-2,851,447	-480,180.67	.00	-2,371,266.02	
TOTAL EXPENSES	2,897,608	51,036	2,948,643	730,802.23	248,973.78	1,968,867.29	

FOR 2022 07

ACCOUNTS FOR: 580 CDBG Grant	ORIGINAL APPROP	TRANFRS/ ADJSTMTS	REVISED BUDGET	YTD ACTUAL	ENCUMBRANCES	AVAILABLE BUDGET	PCT USED
580 CDBG Grant							
580 37199 State-Misc	0	-161,704	-161,704	.00	.00	-161,703.57	.0%*
580 37290 Federal-Mi	-225,000	0	-225,000	-33,838.41	.00	-191,161.59	15.0%*
580 40000 Trans-IN	0	-100,000	-100,000	-100,000.00	.00	.00	100.0%
TOTAL CDBG Grant	-225,000	-261,704	-486,704	-133,838.41	.00	-352,865.16	27.5%

FOR 2022 07

ACCOUNTS FOR: 580 CDBG Grant		ORIGINAL APPROP	TRANFRS/ ADJSTMTS	REVISED BUDGET	YTD ACTUAL	ENCUMBRANCES	AVAILABLE BUDGET	PCT USED
58080 CDBG Grant								
58080 80200 Cap-Buildi		429,682	0	429,682	338,029.74	86,599.37	5,053.20	98.8%
58080 80300 Cap-Improv		0	161,704	161,704	.00	.00	161,703.57	.0%
TOTAL CDBG Grant		429,682	161,704	591,386	338,029.74	86,599.37	166,756.77	71.8%
TOTAL CDBG Grant		204,682	-100,000	104,682	204,191.33	86,599.37	-186,108.39	277.8%
	TOTAL REVENUES	-225,000	-261,704	-486,704	-133,838.41	.00	-352,865.16	
	TOTAL EXPENSES	429,682	161,704	591,386	338,029.74	86,599.37	166,756.77	

FOR 2022 07

ACCOUNTS FOR: 590 American Rescue Plan Act	ORIGINAL APPROP	TRANFRS/ ADJSTMTS	REVISED BUDGET	YTD ACTUAL	ENCUMBRANCES	AVAILABLE BUDGET	PCT USED
590 American Rescue Plan Act							
590 37199 State-Misc	-7,363,602	0	-7,363,602	-3,681,801.00	.00	-3,681,801.00	50.0%*
TOTAL American Rescue Plan Act	-7,363,602	0	-7,363,602	-3,681,801.00	.00	-3,681,801.00	50.0%
TOTAL American Rescue Plan Act	-7,363,602	0	-7,363,602	-3,681,801.00	.00	-3,681,801.00	50.0%
TOTAL REVENUES	-7,363,602	0	-7,363,602	-3,681,801.00	.00	-3,681,801.00	

FOR 2022 07

ACCOUNTS FOR: 600 LT-Promotional	ORIGINAL APPROP	TRANFRS/ ADJSTMTS	REVISED BUDGET	YTD ACTUAL	ENCUMBRANCES	AVAILABLE BUDGET	PCT USED
600 LT-Promotional							
600 30400 LT-Promo	-593,000	0	-593,000	-496,045.21	.00	-96,954.79	83.7%*
600 30401 LT-Pro-Pen	0	0	0	-932.83	.00	932.83	100.0%
TOTAL LT-Promotional	-593,000	0	-593,000	-496,978.04	.00	-96,021.96	83.8%

FOR 2022 07

ACCOUNTS FOR: 600 LT-Promotional		ORIGINAL APPROP	TRANFRS/ ADJSTMTS	REVISED BUDGET	YTD ACTUAL	ENCUMBRANCES	AVAILABLE BUDGET	PCT USED
60000 LT-Promotional								
60000 68400 LT-Promo-C		277,670	0	277,670	133,476.26	23,559.12	120,634.48	56.6%
60000 68700 LT-Promo-O		812,428	285,918	1,098,346	332,302.21	765,002.53	1,041.53	99.9%
60000 80300 Cap-Improv		3,127	0	3,127	1,063.77	.00	2,062.75	34.0%
60000 80500 Cap-Equipm		106,768	1,500,000	1,606,768	84,739.69	11,195.16	1,510,833.60	6.0%
TOTAL LT-Promotional		1,199,993	1,785,918	2,985,911	551,581.93	799,756.81	1,634,572.36	45.3%
TOTAL LT-Promotional		606,993	1,785,918	2,392,911	54,603.89	799,756.81	1,538,550.40	35.7%
	TOTAL REVENUES	-593,000	0	-593,000	-496,978.04	.00	-96,021.96	
	TOTAL EXPENSES	1,199,993	1,785,918	2,985,911	551,581.93	799,756.81	1,634,572.36	

FOR 2022 07

ACCOUNTS FOR: 650 LT-Non Promotional	ORIGINAL APPROP	TRANFRS/ ADJSTMTS	REVISED BUDGET	YTD ACTUAL	ENCUMBRANCES	AVAILABLE BUDGET	PCT USED
650 LT-Non Promotional							
650 30402 LT-NP	-890,000	0	-890,000	-744,067.90	.00	-145,932.10	83.6%*
650 30403 LT-NP Pen	0	0	0	-1,399.25	.00	1,399.25	100.0%
TOTAL LT-Non Promotional	-890,000	0	-890,000	-745,467.15	.00	-144,532.85	83.8%

FOR 2022 07

ACCOUNTS FOR: 650 LT-Non Promotional	ORIGINAL APPROP	TRANFRS/ ADJSTMTS	REVISED BUDGET	YTD ACTUAL	ENCUMBRANCES	AVAILABLE BUDGET	PCT USED
65000 LT-Non Promotional							
65000 61200 ConProf-Ge	2,500	0	2,500	6,652.92	.00	-4,152.92	266.1%*
65000 68400 LT-City	247,500	0	247,500	88,314.44	30,000.00	129,185.56	47.8%
65000 68700 LT-Outside	357,900	40,000	397,900	218,507.00	179,393.00	.00	100.0%
65000 80200 Cap-Buildi	23,533	0	23,533	11,875.29	.00	11,657.94	50.5%
65000 80300 Cap-Improv	947,357	0	947,357	24,698.51	125,182.93	797,476.03	15.8%
65000 80500 Cap-Equipm	75,000	0	75,000	65,998.74	.00	9,001.26	88.0%
TOTAL LT-Non Promotional	1,653,791	40,000	1,693,791	416,046.90	334,575.93	943,167.87	44.3%
TOTAL LT-Non Promotional	763,791	40,000	803,791	-329,420.25	334,575.93	798,635.02	.6%
TOTAL REVENUES	-890,000	0	-890,000	-745,467.15	.00	-144,532.85	
TOTAL EXPENSES	1,653,791	40,000	1,693,791	416,046.90	334,575.93	943,167.87	

FOR 2022 07

ACCOUNTS FOR: 680 LT-Discretionary	ORIGINAL APPROP	TRANFRS/ ADJSTMTS	REVISED BUDGET	YTD ACTUAL	ENCUMBRANCES	AVAILABLE BUDGET	PCT USED
680 LT-Discretionary							
680 30404 LT-Discret	-389,000	0	-389,000	-744,206.25	.00	355,206.25	191.3%
680 30405 LT-DisPen	0	0	0	-30.36	.00	30.36	100.0%
680 45000 Tran-TO-E	400,000	0	400,000	400,000.00	.00	.00	100.0%
TOTAL LT-Discretionary	11,000	0	11,000	-344,236.61	.00	355,236.61	-3129.4%

FOR 2022 07

ACCOUNTS FOR: 680 LT-Discretionary	ORIGINAL APPROP	TRANFRS/ ADJSTMTS	REVISED BUDGET	YTD ACTUAL	ENCUMBRANCES	AVAILABLE BUDGET	PCT USED
68000 LT-Discretionary							
68000 80300 Cap-Build	300,000	0	300,000	.00	.00	300,000.00	.0%
TOTAL LT-Discretionary	300,000	0	300,000	.00	.00	300,000.00	.0%
TOTAL LT-Discretionary	311,000	0	311,000	-344,236.61	.00	655,236.61	-110.7%
TOTAL REVENUES	-389,000	0	-389,000	-744,236.61	.00	355,236.61	
TOTAL EXPENSES	700,000	0	700,000	400,000.00	.00	300,000.00	

FOR 2022 07

ACCOUNTS FOR: 700 Water & Sewer	ORIGINAL APPROP	TRANFRS/ ADJSTMTS	REVISED BUDGET	YTD ACTUAL	ENCUMBRANCES	AVAILABLE BUDGET	PCT USED
700 Water & Sewer							
700 33006 Fees-Late	-84,000	0	-84,000	-750.00	.00	-83,250.00	.9%*
700 33008 Fees-Lien	-1,000	0	-1,000	-169.24	.00	-830.76	16.9%*
700 33011 Fees-NSF	-10,000	0	-10,000	-500.00	.00	-9,500.00	5.0%*
700 33020 W&S Reconn	0	0	0	-550.00	.00	550.00	100.0%
700 33021 W&S Tap Fe	-290,000	0	-290,000	-56,087.58	.00	-233,912.42	19.3%*
700 34200 Septage	-800,000	0	-800,000	-322,900.14	.00	-477,099.86	40.4%*
700 34210 Effluent	-363,000	0	-363,000	-960.00	.00	-362,040.00	.3%*
700 34220 Services-C	-5,200,000	0	-5,200,000	-3,194,801.29	.00	-2,005,198.71	61.4%*
700 34230 Services-L	-900,000	0	-900,000	-9,214.33	.00	-890,785.67	1.0%*
700 34240 Services-D	-1,000,000	0	-1,000,000	-675,409.10	.00	-324,590.90	67.5%*
700 34250 Services-S	-4,900,000	0	-4,900,000	-2,910,865.35	.00	-1,989,134.65	59.4%*
700 34260 W&S Analys	-42,000	0	-42,000	-22,769.25	.00	-19,230.75	54.2%*
700 36000 CD Interes	-9,000	0	-9,000	-1,393.65	.00	-7,606.35	15.5%*
700 36040 Interest-M	-3,000	0	-3,000	-10,783.22	.00	7,783.22	359.4%
700 37135 State-Legi	-4,098,401	0	-4,098,401	.00	.00	-4,098,401.00	.0%*
700 38007 Misc-Long/	0	0	0	21.55	.00	-21.55	100.0%*
700 38090 Misc-All O	0	0	0	-26,541.24	.00	26,541.24	100.0%
700 40000 Trans-IN	0	-300,706	-300,706	-300,705.87	.00	.00	100.0%
700 45000 Transfer-T	3,608,000	0	3,608,000	3,608,000.00	.00	.00	100.0%
TOTAL Water & Sewer	-14,092,401	-300,706	-14,393,107	-3,926,378.71	.00	-10,466,728.16	27.3%

FOR 2022 07

ACCOUNTS FOR: 700 Water & Sewer	ORIGINAL APPROP	TRANFRS/ ADJSTMTS	REVISED BUDGET	YTD ACTUAL	ENCUMBRANCES	AVAILABLE BUDGET	PCT USED
70000 Water							
70000 50500 Labor-Regu	1,609,125	0	1,609,125	768,719.45	.00	840,405.55	47.8%
70000 51000 Labor-OT	172,256	0	172,256	104,301.93	.00	67,954.07	60.6%
70000 51100 Labor-DT	0	0	0	11,033.13	.00	-11,033.13	100.0%*
70000 52000 Labor-Vaca	0	0	0	51,862.92	.00	-51,862.92	100.0%*
70000 52100 Labor-Holi	0	0	0	54,170.82	.00	-54,170.82	100.0%*
70000 53000 Labor-Sick	0	0	0	48,776.66	.00	-48,776.66	100.0%*
70000 54000 Labor-Othe	6,500	0	6,500	5,406.00	.00	1,094.00	83.2%
70000 55000 Labor-Allo	43,704	0	43,704	25,798.50	.00	17,905.50	59.0%
70000 56000 Labor-Heal	0	112,032	112,032	104,341.17	.00	7,690.80	93.1%
70000 58000 Associated	351,696	0	351,696	188,831.58	.00	162,864.42	53.7%
70000 58100 Associated	126,907	8,368	135,275	84,600.00	.00	50,675.24	62.5%
70000 58200 Associated	156,540	0	156,540	89,543.14	.00	66,996.86	57.2%
70000 58300 Associated	31,956	0	31,956	18,273.98	.00	13,682.02	57.2%
70000 58900 Associated	260	0	260	115.00	.00	145.00	44.2%
70000 61000 ConProf-Ad	100	0	100	.00	.00	100.00	.0%
70000 61200 ConProf-Ge	838,875	0	838,875	148,406.30	217,916.18	472,552.52	43.7%
70000 61550 ConProf-Le	0	0	0	1,796.43	.00	-1,796.43	100.0%*
70000 61900 ConProf-Mi	0	0	0	24,079.47	615.60	-24,695.07	100.0%*
70000 63100 Fees-Filin	0	0	0	141.67	.00	-141.67	100.0%*
70000 63350 Fees-Water	83,800	0	83,800	45,184.62	86,000.00	-47,384.62	156.5%*
70000 63400 Fees-Water	20,000	0	20,000	20,000.00	.00	.00	100.0%
70000 63900 Fees-Misc	0	0	0	125.00	250.00	-375.00	100.0%*
70000 64115 Ops-Comp H	0	0	0	122.47	.00	-122.47	100.0%*
70000 64130 COVID19	0	0	0	441.66	.00	-441.66	100.0%*
70000 64425 Ops-Landsc	0	0	0	1,999.99	152.93	-2,152.92	100.0%*
70000 64475 Ops-Materi	244,843	0	244,843	101,436.11	34,670.56	108,736.33	55.6%
70000 64575 Ops-PPE	0	0	0	8,653.49	1,110.01	-9,763.50	100.0%*
70000 64600 Ops-Postag	19,900	0	19,900	15,914.08	8,969.84	-4,983.92	125.0%*
70000 64675 Ops-Safety	0	0	0	5,753.45	.00	-5,753.45	100.0%*
70000 64775 Ops-Tools	0	0	0	26,143.55	2,295.43	-28,438.98	100.0%*
70000 64800 Ops-Unifor	14,500	0	14,500	6,842.78	540.00	7,117.22	50.9%
70000 64825 Ops-Vehicl	66,200	0	66,200	35,965.52	29,387.39	847.09	98.7%
70000 65000 Maint-Buil	30,000	0	30,000	40,038.32	15,537.07	-25,575.39	185.3%*
70000 65050 Maint-Equi	84,100	0	84,100	70,860.98	17,700.12	-4,461.10	105.3%*
70000 65350 Maint-Serv	640,000	0	640,000	361,881.66	27,352.28	250,766.06	60.8%
70000 65500 Maint-Turf	0	0	0	2,126.68	.00	-2,126.68	100.0%*
70000 65550 Maint-Vehi	28,700	0	28,700	43,493.82	8,769.96	-23,563.78	182.1%*
70000 66000 Empl-Dues	3,400	0	3,400	759.00	2,811.00	-170.00	105.0%*
70000 66100 Empl-Train	1,300	0	1,300	795.00	1,840.19	-1,335.19	202.7%*
70000 66200 Empl-Per D	1,500	0	1,500	.00	.00	1,500.00	.0%

FOR 2022 07

ACCOUNTS FOR: 700 Water & Sewer	ORIGINAL APPROP	TRANFRS/ ADJSTMTS	REVISED BUDGET	YTD ACTUAL	ENCUMBRANCES	AVAILABLE BUDGET	PCT USED
70000 66500 Empl-Perso	200	0	200	144.71	.00	55.29	72.4%
70000 66600 Empl-Servi	0	0	0	171.58	.00	-171.58	100.0%*
70000 67100 Util-Elect	481,100	0	481,100	329,446.09	170,943.43	-19,289.52	104.0%*
70000 67200 Util-Gas	0	0	0	515.28	2,022.90	-2,538.18	100.0%*
70000 67400 Util-Telep	12,600	0	12,600	21,165.10	17,641.57	-26,206.67	308.0%*
70000 67500 Util-Water	0	0	0	1,495.92	1,083.11	-2,579.03	100.0%*
70000 80300 Cap-Improv	554,246	-150,000	404,246	106,943.90	107,007.46	190,294.83	52.9%
70000 80400 Cap-Infras	3,460,539	0	3,460,539	526,439.83	160,221.09	2,773,878.40	19.8%
70000 80500 Cap-Equipm	472,852	150,000	622,852	194,666.64	333,175.18	95,010.37	84.7%
TOTAL Water	9,557,700	120,400	9,678,100	3,699,725.38	1,248,013.30	4,730,361.23	51.1%

FOR 2022 07

ACCOUNTS FOR: 700 Water & Sewer	ORIGINAL APPROP	TRANFRS/ ADJSTMTS	REVISED BUDGET	YTD ACTUAL	ENCUMBRANCES	AVAILABLE BUDGET	PCT USED
70001 Waste Water							
70001 50500 Labor-Regu	643,700	0	643,700	312,107.65	.00	331,592.35	48.5%
70001 51000 Labor-OT	15,865	0	15,865	9,661.77	.00	6,203.23	60.9%
70001 51100 Labor-DT	0	0	0	11,834.60	.00	-11,834.60	100.0%*
70001 52000 Labor-Vaca	0	0	0	57,332.27	.00	-57,332.27	100.0%*
70001 52100 Labor-Holi	0	0	0	25,603.72	.00	-25,603.72	100.0%*
70001 53000 Labor-Sick	0	0	0	14,794.79	.00	-14,794.79	100.0%*
70001 54000 Labor-Othe	2,500	0	2,500	3,421.30	.00	-921.30	136.9%*
70001 55000 Labor-Allo	11,774	0	11,774	6,735.00	.00	5,039.00	57.2%
70001 56000 Labor-Heal	0	50,177	50,177	46,332.00	.00	3,845.40	92.3%
70001 58000 Associated	136,150	0	136,150	75,619.39	.00	60,530.61	55.5%
70001 58100 Associated	46,808	3,839	50,647	35,257.67	.00	15,388.90	69.6%
70001 58200 Associated	62,324	0	62,324	36,050.96	.00	26,273.04	57.8%
70001 58300 Associated	12,722	0	12,722	7,357.44	.00	5,364.56	57.8%
70001 58900 Associated	100	0	100	43.70	.00	56.30	43.7%
70001 61000 ConProf-Ad	100	0	100	.00	.00	100.00	.0%
70001 61200 ConProf-Ge	45,550	80,000	125,550	18,362.06	151,782.41	-44,594.47	135.5%*
70001 61900 ConProf-Mi	0	0	0	258.36	421.64	-680.00	100.0%*
70001 63100 Fees-Filin	0	0	0	141.67	.00	-141.67	100.0%*
70001 63300 Fees-Publi	1,008	0	1,008	.00	.00	1,008.00	.0%
70001 64425 Ops-Landsc	0	0	0	3,160.00	.00	-3,160.00	100.0%*
70001 64475 Ops-Materi	95,000	0	95,000	46,701.32	8,677.51	39,621.17	58.3%
70001 64575 Ops-PPE	0	0	0	2,445.98	58.00	-2,503.98	100.0%*
70001 64600 Ops-Postag	18,500	0	18,500	10,167.15	8,969.85	-637.00	103.4%*
70001 64775 Ops-Tools	0	0	0	147.07	.00	-147.07	100.0%*
70001 64800 Ops-Unifor	3,300	0	3,300	2,694.63	.00	605.37	81.7%
70001 64825 Ops-Vehicl	5,500	0	5,500	2,805.65	3,787.91	-1,093.56	119.9%*
70001 65000 Maint-Buil	8,500	0	8,500	6,149.87	1,378.82	971.31	88.6%
70001 65050 Maint-Equi	131,800	0	131,800	113,026.92	18,247.16	525.92	99.6%
70001 65550 Maint-Vehi	1,200	0	1,200	2,672.88	781.20	-2,254.08	287.8%*
70001 66000 Empl-Dues	1,600	0	1,600	518.00	.00	1,082.00	32.4%
70001 66100 Empl-Train	2,700	0	2,700	300.00	.00	2,400.00	11.1%
70001 66200 Empl-Per D	4,200	0	4,200	.00	.00	4,200.00	.0%
70001 66500 Empl-Perso	300	0	300	58.45	185.95	55.60	81.5%
70001 67100 Util-Elect	113,300	0	113,300	60,672.43	69,492.54	-16,864.97	114.9%*
70001 67400 Util-Telep	4,500	0	4,500	3,029.50	1,950.03	-479.53	110.7%*
70001 67500 Util-Water	0	0	0	393.57	1,118.39	-1,511.96	100.0%*
70001 80300 Cap-Improv	51,104	0	51,104	.00	.00	51,104.17	.0%
70001 80400 Cap-Infras	50,000	0	50,000	.00	.00	50,000.00	.0%
70001 80500 Cap-Equipm	1,208,156	-80,000	1,128,156	193,553.04	141,217.04	793,385.51	29.7%
TOTAL Waste Water	2,678,261	54,016	2,732,277	1,109,410.81	408,068.45	1,214,797.47	55.5%

FOR 2022 07

ACCOUNTS FOR: 700 Water & Sewer	ORIGINAL APPROP	TRANFRS/ ADJSTMTS	REVISED BUDGET	YTD ACTUAL	ENCUMBRANCES	AVAILABLE BUDGET	PCT USED
70002 Double Eagle							
70002 50500 Labor-Regu	490,967	0	490,967	237,459.84	.00	253,507.16	48.4%
70002 51000 Labor-OT	76,061	0	76,061	39,325.09	.00	36,735.91	51.7%
70002 51100 Labor-DT	0	0	0	4,826.81	.00	-4,826.81	100.0%*
70002 52000 Labor-Vaca	0	0	0	20,341.55	.00	-20,341.55	100.0%*
70002 52100 Labor-Holi	0	0	0	13,555.30	.00	-13,555.30	100.0%*
70002 53000 Labor-Sick	0	0	0	21,813.77	.00	-21,813.77	100.0%*
70002 54000 Labor-Othe	2,000	0	2,000	1,295.00	.00	705.00	64.8%
70002 55000 Labor-Allo	10,396	0	10,396	5,272.75	.00	5,123.25	50.7%
70002 56000 Labor-Heal	0	40,473	40,473	44,318.72	.00	-3,845.40	109.5%*
70002 58000 Associated	135,793	0	135,793	65,600.32	.00	70,192.68	48.3%
70002 58100 Associated	39,406	3,096	42,502	27,881.05	.00	14,621.16	65.6%
70002 58200 Associated	48,012	0	48,012	27,479.99	.00	20,532.01	57.2%
70002 58300 Associated	9,801	0	9,801	5,608.25	.00	4,192.75	57.2%
70002 58900 Associated	80	0	80	32.20	.00	47.80	40.3%
70002 61000 ConProf-Ad	100	0	100	.00	.00	100.00	.0%
70002 61200 ConProf-Ge	111,000	0	111,000	40,408.85	50,377.65	20,213.50	81.8%
70002 61550 ConProf-Le	0	0	0	1,241.13	.00	-1,241.13	100.0%*
70002 61900 ConProf-Mi	0	0	0	24,927.32	.00	-24,927.32	100.0%*
70002 64475 Ops-Materi	28,700	0	28,700	9,998.71	2,506.51	16,194.78	43.6%
70002 64575 Ops-PPE	0	0	0	1,979.65	392.25	-2,371.90	100.0%*
70002 64600 Ops-Postag	200	0	200	.00	.00	200.00	.0%
70002 64775 Ops-Tools	0	0	0	6,724.67	1,299.00	-8,023.67	100.0%*
70002 64800 Ops-Unifor	2,800	0	2,800	1,046.59	186.00	1,567.41	44.0%
70002 64825 Ops-Vehicl	34,200	0	34,200	21,570.67	14,369.06	-1,739.73	105.1%*
70002 65000 Maint-Buil	0	0	0	332.35	26.11	-358.46	100.0%*
70002 65050 Maint-Equi	3,100	0	3,100	47,232.16	3,293.73	-47,425.89	1629.9%*
70002 65350 Maint-Serv	52,000	0	52,000	27,039.25	.00	24,960.75	52.0%
70002 65550 Maint-Vehi	12,500	0	12,500	8,309.89	1,413.45	2,776.66	77.8%
70002 66000 Empl-Dues	700	0	700	318.00	182.00	200.00	71.4%
70002 66100 Empl-Train	2,500	0	2,500	240.00	500.00	1,760.00	29.6%
70002 66200 Empl-Per D	100	0	100	.00	.00	100.00	.0%
70002 66500 Empl-Perso	400	0	400	.00	150.00	250.00	37.5%
70002 67100 Util-Elect	71,500	0	71,500	52,578.51	19,421.49	-500.00	100.7%*
70002 67200 Util-Gas	0	0	0	369.50	630.50	-1,000.00	100.0%*
70002 67400 Util-Telep	2,700	0	2,700	828.69	6,117.36	-4,246.05	257.3%*
70002 67500 Util-Water	0	0	0	180.25	819.75	-1,000.00	100.0%*
70002 80400 Cap-Infras	745,661	0	745,661	261.13	290.47	745,109.39	.1%
70002 80500 Cap-Equipm	623,244	0	623,244	19,184.49	.00	604,059.01	3.1%
TOTAL Double Eagle	2,503,920	43,570	2,547,490	779,582.45	101,975.33	1,665,932.24	34.6%

FOR 2022 07

ACCOUNTS FOR: 700 Water & Sewer	ORIGINAL APPROP	TRANFRS/ ADJSTMTS	REVISED BUDGET	YTD ACTUAL	ENCUMBRANCES	AVAILABLE BUDGET	PCT USED
70003 Collection System							
70003 50500 Labor-Regu	411,822	0	411,822	179,128.31	.00	232,693.69	43.5%
70003 51000 Labor-OT	51,969	0	51,969	11,423.48	.00	40,545.52	22.0%
70003 51100 Labor-DT	0	0	0	1,948.80	.00	-1,948.80	100.0%*
70003 52000 Labor-Vaca	0	0	0	19,368.07	.00	-19,368.07	100.0%*
70003 52100 Labor-Holi	0	0	0	13,502.24	.00	-13,502.24	100.0%*
70003 53000 Labor-Sick	0	0	0	13,178.24	.00	-13,178.24	100.0%*
70003 54000 Labor-Othe	1,750	0	1,750	2,887.52	.00	-1,137.52	165.0%*
70003 55000 Labor-Allo	8,390	0	8,390	4,450.50	.00	3,939.50	53.0%
70003 56000 Labor-Heal	0	16,552	16,552	20,397.48	.00	-3,845.40	123.2%*
70003 58000 Associated	79,639	0	79,639	36,094.29	.00	43,544.71	45.3%
70003 58100 Associated	33,359	1,266	34,625	19,586.35	.00	15,038.88	56.6%
70003 58200 Associated	40,362	0	40,362	21,027.19	.00	19,334.81	52.1%
70003 58300 Associated	8,240	0	8,240	4,291.38	.00	3,948.62	52.1%
70003 58900 Associated	70	0	70	25.30	.00	44.70	36.1%
70003 61000 ConProf-Ad	100	0	100	.00	.00	100.00	.0%
70003 61200 ConProf-Ge	76,750	0	76,750	7,957.91	4,311.74	64,480.35	16.0%
70003 61350 ConProf-En	88,879	0	88,879	.00	.00	88,879.00	.0%
70003 64475 Ops-Materi	33,000	0	33,000	5,097.05	603.68	27,299.27	17.3%
70003 64575 Ops-PPE	0	0	0	189.02	154.76	-343.78	100.0%*
70003 64600 Ops-Postag	0	0	0	468.56	.00	-468.56	100.0%*
70003 64775 Ops-Tools	0	0	0	11,410.88	140.32	-11,551.20	100.0%*
70003 64800 Ops-Unifor	3,200	0	3,200	967.57	93.00	2,139.43	33.1%
70003 64825 Ops-Vehicl	32,800	0	32,800	21,589.67	14,734.78	-3,524.45	110.7%*
70003 65000 Maint-Buil	500	0	500	7,038.19	.00	-6,538.19	1407.6%*
70003 65050 Maint-Equi	50,000	0	50,000	6,403.28	3,240.00	40,356.72	19.3%
70003 65350 Maint-Serv	14,000	0	14,000	15,436.20	18,277.43	-19,713.63	240.8%*
70003 65550 Maint-Vehi	25,000	0	25,000	10,749.21	2,061.74	12,189.05	51.2%
70003 66000 Empl-Dues	700	0	700	265.00	235.00	200.00	71.4%
70003 66100 Empl-Train	2,600	0	2,600	420.00	2,500.00	-320.00	112.3%*
70003 66200 Empl-Per D	1,600	0	1,600	.00	.00	1,600.00	.0%
70003 66500 Empl-Perso	500	0	500	110.00	476.00	-86.00	117.2%*
70003 66600 Empl-Servi	0	0	0	101.39	.00	-101.39	100.0%*
70003 67100 Util-Elect	58,000	0	58,000	42,526.41	19,236.25	-3,762.66	106.5%*
70003 67400 Util-Telep	2,200	0	2,200	1,785.60	4,214.40	-3,800.00	272.7%*
70003 67500 Util-Water	0	0	0	6,720.26	3,878.44	-10,598.70	100.0%*
70003 80300 Cap-Improv	3,304,757	0	3,304,757	292,705.81	188,443.74	2,823,607.14	14.6%
70003 80400 Cap-Infras	6,144,201	0	6,144,201	871,122.58	224,249.33	5,048,829.48	17.8%
70003 80500 Cap-Equipm	698,734	0	698,734	2,491.19	50,353.74	645,889.07	7.6%
TOTAL Collection System	11,173,122	17,818	11,190,940	1,652,864.93	537,204.35	9,000,871.11	19.6%

FOR 2022 07

ACCOUNTS FOR: 700 Water & Sewer	ORIGINAL APPROP	TRANFRS/ ADJSTMTS	REVISED BUDGET	YTD ACTUAL	ENCUMBRANCES	AVAILABLE BUDGET	PCT USED
70004 Lab Environmental Services							
70004 50500 Labor-Regu	242,009	0	242,009	116,295.64	.00	125,713.36	48.1%
70004 51000 Labor-OT	4,145	0	4,145	18,624.30	.00	-14,479.30	449.3%*
70004 51100 Labor-DT	0	0	0	5,180.96	.00	-5,180.96	100.0%*
70004 52000 Labor-Vaca	0	0	0	17,454.30	.00	-17,454.30	100.0%*
70004 52100 Labor-Holi	0	0	0	9,056.40	.00	-9,056.40	100.0%*
70004 53000 Labor-Sick	0	0	0	7,817.24	.00	-7,817.24	100.0%*
70004 54000 Labor-Othe	750	0	750	408.77	.00	341.23	54.5%
70004 55000 Labor-Allo	3,506	0	3,506	2,133.50	.00	1,372.50	60.9%
70004 56000 Labor-Heal	0	22,089	22,089	22,089.12	.00	.00	100.0%
70004 58000 Associated	59,551	0	59,551	35,367.82	.00	24,183.18	59.4%
70004 58100 Associated	17,153	1,690	18,843	14,324.90	.00	4,517.92	76.0%
70004 58200 Associated	23,718	0	23,718	14,634.36	.00	9,083.64	61.7%
70004 58300 Associated	4,841	0	4,841	2,986.58	.00	1,854.42	61.7%
70004 58900 Associated	30	0	30	13.80	.00	16.20	46.0%
70004 61000 ConProf-Ad	3,900	0	3,900	.00	.00	3,900.00	.0%
70004 61200 ConProf-Ge	4,700	0	4,700	2,023.25	1,677.78	998.97	78.7%
70004 64475 Ops-Materi	25,000	0	25,000	16,996.46	1,071.65	6,931.89	72.3%
70004 64600 Ops-Postag	1,500	0	1,500	29.79	.00	1,470.21	2.0%
70004 64800 Ops-Unifor	900	0	900	693.90	349.97	-143.87	116.0%*
70004 64825 Ops-Vehicl	1,400	0	1,400	397.95	1,767.23	-765.18	154.7%*
70004 65000 Maint-Buil	500	0	500	.00	.00	500.00	.0%
70004 65050 Maint-Equi	1,000	0	1,000	641.95	.00	358.05	64.2%
70004 65550 Maint-Vehi	200	0	200	.00	.00	200.00	.0%
70004 66000 Empl-Dues	400	0	400	259.00	.00	141.00	64.8%
70004 66100 Empl-Train	900	0	900	585.00	350.00	-35.00	103.9%*
70004 66200 Empl-Per D	1,000	0	1,000	640.00	.00	360.00	64.0%
70004 66500 Empl-Perso	100	0	100	.00	.00	100.00	.0%
70004 67400 Util-Telep	500	0	500	193.76	306.24	.00	100.0%
70004 80500 Cap-Equipm	5,000	0	5,000	4,790.23	.00	209.77	95.8%
TOTAL Lab Environmental Services	402,703	23,779	426,482	293,638.98	5,522.87	127,320.09	70.1%
TOTAL Water & Sewer	12,223,305	-41,123	12,182,182	3,608,843.84	2,300,784.30	6,272,553.98	48.5%
TOTAL REVENUES	-17,700,401	-300,706	-18,001,107	-7,534,378.71	.00	-10,466,728.16	
TOTAL EXPENSES	29,923,706	259,583	30,183,289	11,143,222.55	2,300,784.30	16,739,282.14	

FOR 2022 07

ACCOUNTS FOR: 720 Solid Waste Disposal	ORIGINAL APPROP	TRANFRS/ ADJSTMTS	REVISED BUDGET	YTD ACTUAL	ENCUMBRANCES	AVAILABLE BUDGET	PCT USED
720 Solid Waste Disposal							
720 30040 GRTR-Envir	-957,000	0	-957,000	-617,093.89	.00	-339,906.11	64.5%*
720 34100 Services-S	-6,800,000	0	-6,800,000	-4,079,916.20	.00	-2,720,083.80	60.0%*
720 38013 Misc-Scrap	0	0	0	-10,636.80	.00	10,636.80	100.0%
720 40000 Trans-IN	0	-103,381	-103,381	-103,381.46	.00	.00	100.0%
720 45000 Transfer-T	1,173,000	0	1,173,000	1,173,000.00	.00	.00	100.0%
TOTAL Solid Waste Disposal	-6,584,000	-103,381	-6,687,381	-3,638,028.35	.00	-3,049,353.11	54.4%

FOR 2022 07

ACCOUNTS FOR: 720 Solid Waste Disposal	ORIGINAL APPROP	TRANFRS/ ADJSTMTS	REVISED BUDGET	YTD ACTUAL	ENCUMBRANCES	AVAILABLE BUDGET	PCT USED
72030 Solid Waste Disposal							
72030 50500 Labor-Regu	1,465,975	5,760	1,471,735	692,813.12	.00	778,921.88	47.1%
72030 51000 Labor-OT	69,936	0	69,936	143,482.43	.00	-73,546.43	205.2%*
72030 51100 Labor-DT	0	0	0	51,250.29	.00	-51,250.29	100.0%*
72030 52000 Labor-Vaca	0	0	0	33,053.90	.00	-33,053.90	100.0%*
72030 52100 Labor-Holi	35,459	0	35,459	49,212.99	.00	-13,753.99	138.8%*
72030 53000 Labor-Sick	0	0	0	38,330.97	.00	-38,330.97	100.0%*
72030 54000 Labor-Othe	6,500	0	6,500	2,609.31	.00	3,890.69	40.1%
72030 55000 Labor-Allo	31,938	0	31,938	17,406.20	.00	14,531.80	54.5%
72030 56000 Labor-Heal	0	80,141	80,141	80,140.66	.00	.00	100.0%
72030 58000 Associated	318,066	0	318,066	152,485.86	.00	165,580.14	47.9%
72030 58100 Associated	111,453	6,546	117,999	80,822.91	.00	37,176.34	68.5%
72030 58200 Associated	146,454	0	146,454	77,327.04	.00	69,126.96	52.8%
72030 58300 Associated	29,897	0	29,897	15,780.93	.00	14,116.07	52.8%
72030 58900 Associated	260	0	260	112.70	.00	147.30	43.3%
72030 61000 ConProf-Ad	100	0	100	.00	.00	100.00	.0%
72030 61200 ConProf-Ge	520,700	-175,000	345,700	213,466.28	11,152.87	121,080.85	65.0%
72030 61500 ConProf-Ho	60,000	0	60,000	23,283.12	37,667.28	-950.40	101.6%*
72030 61900 ConProf-Mi	0	0	0	48.44	193.77	-242.21	100.0%*
72030 63100 Fees-Filin	0	0	0	141.66	.00	-141.66	100.0%*
72030 63225 Fees-NMTRD	27,000	0	27,000	23,624.83	.00	3,375.17	87.5%
72030 64425 Ops-Landsc	1,000	0	1,000	.00	.00	1,000.00	.0%
72030 64475 Ops-Materi	84,800	0	84,800	26,501.42	5,493.04	52,805.54	37.7%
72030 64575 Ops-PPE	0	0	0	1,800.43	.00	-1,800.43	100.0%*
72030 64600 Ops-Postag	18,600	0	18,600	13,313.96	8,969.85	-3,683.81	119.8%*
72030 64750 Ops-SWD Co	276,000	0	276,000	168,693.51	124,932.00	-17,625.51	106.4%*
72030 64775 Ops-Tools	0	0	0	-1,240.39	2,317.34	-1,076.95	100.0%*
72030 64800 Ops-Unifor	9,400	0	9,400	4,804.29	345.98	4,249.73	54.8%
72030 64825 Ops-Vehicl	346,000	0	346,000	210,821.99	168,795.43	-33,617.42	109.7%*
72030 65000 Maint-Buil	2,000	0	2,000	3,117.73	202.00	-1,319.73	166.0%*
72030 65050 Maint-Equi	800	0	800	345.15	1,782.33	-1,327.48	265.9%*
72030 65400 Maint-SWD	84,000	0	84,000	11,071.41	97.20	72,831.39	13.3%
72030 65550 Maint-Vehi	278,600	75,000	353,600	182,639.83	167,842.45	3,117.72	99.1%
72030 66000 Empl-Dues	500	0	500	.00	200.00	300.00	40.0%
72030 66100 Empl-Train	2,600	0	2,600	.00	2,103.56	496.44	80.9%
72030 66200 Empl-Per D	800	0	800	471.00	.00	329.00	58.9%
72030 66500 Empl-Perso	2,900	0	2,900	2,939.20	1,186.97	-1,226.17	142.3%*
72030 67100 Util-Elect	400	0	400	.00	.00	400.00	.0%
72030 67400 Util-Telep	1,700	0	1,700	13.17	336.83	1,350.00	20.6%
72030 67500 Util-Water	0	0	0	258.59	340.20	-598.79	100.0%*
72030 80300 Cap-Improv	200,000	100,000	300,000	.00	88,998.16	211,001.84	29.7%

FOR 2022 07

ACCOUNTS FOR: 720 Solid Waste Disposal	ORIGINAL APPROP	TRANFRS/ ADJSTMTS	REVISED BUDGET	YTD ACTUAL	ENCUMBRANCES	AVAILABLE BUDGET	PCT USED
72030 80500 Cap-Equipm	3,811,280	0	3,811,280	63,825.00	3,268,924.00	478,531.00	87.4%
TOTAL Solid Waste Disposal	7,945,118	92,447	8,037,565	2,384,769.93	3,891,881.26	1,760,913.72	78.1%

FOR 2022 07

ACCOUNTS FOR: 720 Solid Waste Disposal	ORIGINAL APPROP	TRANFRS/ ADJSTMTS	REVISED BUDGET	YTD ACTUAL	ENCUMBRANCES	AVAILABLE BUDGET	PCT USED
72031 Sandpoint Landfill							
72031 64400 Ops-Landfi	1,752,500	0	1,752,500	800,078.01	418,694.34	533,727.65	69.5%
TOTAL Sandpoint Landfill	1,752,500	0	1,752,500	800,078.01	418,694.34	533,727.65	69.5%
TOTAL Solid Waste Disposal	3,113,618	-10,935	3,102,683	-453,180.41	4,310,575.60	-754,711.74	124.3%
TOTAL REVENUES	-7,757,000	-103,381	-7,860,381	-4,811,028.35	.00	-3,049,353.11	
TOTAL EXPENSES	10,870,618	92,447	10,963,065	4,357,847.94	4,310,575.60	2,294,641.37	

FOR 2022 07

ACCOUNTS FOR: 750 Special Museum	ORIGINAL APPROP	TRANFRS/ ADJSTMTS	REVISED BUDGET	YTD ACTUAL	ENCUMBRANCES	AVAILABLE BUDGET	PCT USED
750 Special Museum							
750 33003 Fees-Class	0	0	0	-360.82	.00	360.82	100.0%
750 38001 Misc-Donat	0	0	0	.80	.00	-.80	100.0%*
750 38090 Misc-All O	0	0	0	-5,988.71	.00	5,988.71	100.0%
TOTAL Special Museum	0	0	0	-6,348.73	.00	6,348.73	100.0%

FOR 2022 07

ACCOUNTS FOR: 750 Special Museum		ORIGINAL APPROP	TRANFRS/ ADJSTMTS	REVISED BUDGET	YTD ACTUAL	ENCUMBRANCES	AVAILABLE BUDGET	PCT USED
75060 Special Museum								
75060 61200 ConProf-Ge		1,000	0	1,000	148.10	.00	851.90	14.8%
75060 64475 Ops-Materi		8,000	0	8,000	3,929.92	3,324.00	746.08	90.7%
TOTAL Special Museum		9,000	0	9,000	4,078.02	3,324.00	1,597.98	82.2%
TOTAL Special Museum		9,000	0	9,000	-2,270.71	3,324.00	7,946.71	11.7%
	TOTAL REVENUES	0	0	0	-6,348.73	.00	6,348.73	
	TOTAL EXPENSES	9,000	0	9,000	4,078.02	3,324.00	1,597.98	

FOR 2022 07

ACCOUNTS FOR: 820 NMFA-Governmental	ORIGINAL APPROP	TRANFRS/ ADJSTMTS	REVISED BUDGET	YTD ACTUAL	ENCUMBRANCES	AVAILABLE BUDGET	PCT USED
820 NMFA-Governmental							
820 36040 Interest-M	0	0	0	-21.92	.00	21.92	100.0%
820 40000 Trans-IN	-1,200,000	0	-1,200,000	-1,101,155.90	.00	-98,844.10	91.8%*
820 45000 Tran-TO-E	428,805	0	428,805	.00	.00	428,805.00	.0%
TOTAL NMFA-Governmental	-771,195	0	-771,195	-1,101,177.82	.00	329,982.82	142.8%

FOR 2022 07

ACCOUNTS FOR: 820 NMFA-Governmental	ORIGINAL APPROP	TRANFRS/ ADJSTMTS	REVISED BUDGET	YTD ACTUAL	ENCUMBRANCES	AVAILABLE BUDGET	PCT USED
82020 NMFA-Governmental							
82020 69000 Debt-Princ	6,869,000	0	6,869,000	6,963,240.00	.00	-94,240.00	101.4%*
82020 69100 Debt-Inter	133,974	0	133,974	292,189.79	.00	-158,215.51	218.1%*
82020 69900 Debt-Misc	70,000	0	70,000	57,937.50	2,804.75	9,257.75	86.8%
TOTAL NMFA-Governmental	7,072,974	0	7,072,974	7,313,367.29	2,804.75	-243,197.76	103.4%
TOTAL NMFA-Governmental	6,301,779	0	6,301,779	6,212,189.47	2,804.75	86,785.06	98.6%
TOTAL REVENUES	-1,200,000	0	-1,200,000	-1,101,177.82	.00	-98,822.18	
TOTAL EXPENSES	7,501,779	0	7,501,779	7,313,367.29	2,804.75	185,607.24	

FOR 2022 07

ACCOUNTS FOR: 850 NMFA-Water & Sewer	ORIGINAL APPROP	TRANFRS/ ADJSTMTS	REVISED BUDGET	YTD ACTUAL	ENCUMBRANCES	AVAILABLE BUDGET	PCT USED
850 NMFA-Water & Sewer							
850 36040 Interest-M	-8,000	0	-8,000	-2,813.20	.00	-5,186.80	35.2%*
850 40000 Trans-IN	-3,320,000	0	-3,320,000	-3,320,000.00	.00	.00	100.0%
TOTAL NMFA-Water & Sewer	-3,328,000	0	-3,328,000	-3,322,813.20	.00	-5,186.80	99.8%

FOR 2022 07

ACCOUNTS FOR: 850 NMFA-Water & Sewer	ORIGINAL APPROP	TRANFRS/ ADJSTMTS	REVISED BUDGET	YTD ACTUAL	ENCUMBRANCES	AVAILABLE BUDGET	PCT USED
85050 NMFA-Water & Sewer							
85050 69000 Debt-Princ	2,863,000	0	2,863,000	2,216,284.70	.00	646,715.30	77.4%
85050 69100 Debt-Inter	529,684	0	529,684	221,854.69	.00	307,829.63	41.9%
85050 69200 Debt-Loan	73,916	0	73,916	78,328.36	.00	-4,411.91	106.0%*
TOTAL NMFA-Water & Sewer	3,466,601	0	3,466,601	2,516,467.75	.00	950,133.02	72.6%
TOTAL NMFA-Water & Sewer	138,601	0	138,601	-806,345.45	.00	944,946.22	-581.8%
TOTAL REVENUES	-3,328,000	0	-3,328,000	-3,322,813.20	.00	-5,186.80	
TOTAL EXPENSES	3,466,601	0	3,466,601	2,516,467.75	.00	950,133.02	

FOR 2022 07

ACCOUNTS FOR: 870 NMFA-Solid Waste Disposal	ORIGINAL APPROP	TRANFRS/ ADJSTMTS	REVISED BUDGET	YTD ACTUAL	ENCUMBRANCES	AVAILABLE BUDGET	PCT USED
870 NMFA-Solid Waste Disposal							
870 36040 Interest-M	-1,000	0	-1,000	-708.89	.00	-291.11	70.9%*
TOTAL NMFA-Solid Waste Disposal	-1,000	0	-1,000	-708.89	.00	-291.11	70.9%

FOR 2022 07

ACCOUNTS FOR: 870 NMFA-Solid Waste Disposal	ORIGINAL APPROP	TRANFRS/ ADJSTMTS	REVISED BUDGET	YTD ACTUAL	ENCUMBRANCES	AVAILABLE BUDGET	PCT USED
87070 NMFA-Solid Waste Disposal							
87070 69000 Debt-Princ	493,000	0	493,000	481,476.00	.00	11,524.00	97.7%
87070 69100 Debt-Inter	8,271	0	8,271	21,502.11	.00	-13,231.37	260.0%*
TOTAL NMFA-Solid Waste Disposal	501,271	0	501,271	502,978.11	.00	-1,707.37	100.3%
TOTAL NMFA-Solid Waste Disposal	500,271	0	500,271	502,269.22	.00	-1,998.48	100.4%
TOTAL REVENUES	-1,000	0	-1,000	-708.89	.00	-291.11	
TOTAL EXPENSES	501,271	0	501,271	502,978.11	.00	-1,707.37	

FOR 2022 07

ACCOUNTS FOR: 900 Permanent W&S	ORIGINAL APPROP	TRANFRS/ ADJSTMTS	REVISED BUDGET	YTD ACTUAL	ENCUMBRANCES	AVAILABLE BUDGET	PCT USED
900 Permanent W&S							
900 36000 Interest-C	-2,000	0	-2,000	-9,682.77	.00	7,682.77	484.1%
900 36030 Interest-I	-49,000	0	-49,000	.00	.00	-49,000.00	.0%*
TOTAL Permanent W&S	-51,000	0	-51,000	-9,682.77	.00	-41,317.23	19.0%

FOR 2022 07

ACCOUNTS FOR: 900 Permanent W&S		ORIGINAL APPROP	TRANFRS/ ADJSTMTS	REVISED BUDGET	YTD ACTUAL	ENCUMBRANCES	AVAILABLE BUDGET	PCT USED
90000 Permanent W&S								
90000 64025 Ops-Bank C		11,000	0	11,000	.00	.00	11,000.00	.0%
TOTAL Permanent W&S		11,000	0	11,000	.00	.00	11,000.00	.0%
TOTAL Permanent W&S		-40,000	0	-40,000	-9,682.77	.00	-30,317.23	24.2%
	TOTAL REVENUES	-51,000	0	-51,000	-9,682.77	.00	-41,317.23	
	TOTAL EXPENSES	11,000	0	11,000	.00	.00	11,000.00	

FOR 2022 07

ACCOUNTS FOR: 980 ELEA	ORIGINAL APPROP	TRANFRS/ ADJSTMTS	REVISED BUDGET	YTD ACTUAL	ENCUMBRANCES	AVAILABLE BUDGET	PCT USED
980 ELEA							
980 35900 Lease-Misc	-11,000	0	-11,000	.00	.00	-11,000.00	.0%*
980 38090 Misc-All O	-100,000	0	-100,000	-103,323.00	.00	3,323.00	103.3%
TOTAL ELEA	-111,000	0	-111,000	-103,323.00	.00	-7,677.00	93.1%

FOR 2022 07

ACCOUNTS FOR: 980 ELEA		ORIGINAL APPROP	TRANFRS/ ADJSTMTS	REVISED BUDGET	YTD ACTUAL	ENCUMBRANCES	AVAILABLE BUDGET	PCT USED
98080 ELEA								
98080 60270 Insur-Prop		6,000	0	6,000	5,444.00	.00	556.00	90.7%
98080 61550 ConProf-Le		22,000	0	22,000	.00	.00	22,000.00	.0%
98080 61800 ConProf-Mi		67,000	0	67,000	6,461.88	.00	60,538.12	9.6%
98080 61900 ConProf-Co		0	0	0	35,204.05	24,795.95	-60,000.00	100.0%*
98080 63300 Fees-Publi		3,000	0	3,000	175.95	.00	2,824.05	5.9%
98080 64475 Ops-Materi		2,000	0	2,000	.00	88.70	1,911.30	4.4%
98080 66200 Empl-Per D		20,000	0	20,000	.00	.00	20,000.00	.0%
TOTAL ELEA		120,000	0	120,000	47,285.88	24,884.65	47,829.47	60.1%
TOTAL ELEA		9,000	0	9,000	-56,037.12	24,884.65	40,152.47	-346.1%
	TOTAL REVENUES	-111,000	0	-111,000	-103,323.00	.00	-7,677.00	
	TOTAL EXPENSES	120,000	0	120,000	47,285.88	24,884.65	47,829.47	

FOR 2022 07

	ORIGINAL APPROP	TRANFRS/ ADJSTMTS	REVISED BUDGET	YTD ACTUAL	ENCUMBRANCES	AVAILABLE BUDGET	PCT USED
GRAND TOTAL	31,889,719	5,343,972	37,233,691	2,363,121.21	19,019,647.41	15,850,921.97	57.4%

** END OF REPORT - Generated by Melissa Salcido **

13. Check Register for Current Period ONLY

VENDOR	NAME	NAME2	DBA	CITY	STATE	CHECK NO	INVOICE NET	INVOICE DESCRIPTION	CHECK DATE
595	4 ELEMENTS OILFIELD SERVICES LLC			CARLSBAD	NM	304747	594.39	DIAGNOSE ENGINE NOISE , SMOKE	1/20/2022
2358	4IMPRINT INC.			CHICAGO	IL	28956	1,478.31	Reusable Tumblers for Giveaways	1/14/2022
2358	4IMPRINT INC.			CHICAGO	IL	28956	865.56	Reusable Bags for Public Givea	1/14/2022
835	535 GROUP LLC			MCLEAN	VA	304748	5,000.00	Annual Lobbying Services FY 21-22	1/20/2022
417	90 DEGREE BENEFITS			LUBBOCK	TX	403567	86,233.92	Admin fees	1/14/2022
148	A & S ENTERPRISES INC			ALBUQUERQUE	NM	304749	2,475.00	Repair PRV	1/20/2022
8	AAA AUTO GLASS			HAGERMAN	NM	304498	276.93	Replacement windshield for unit 12333	1/7/2022
687	AAL FIRE & SAFETY LLC			CARLSBAD	NM	304751	364.91	ANNUAL FIRE EXTINGUISHER INSPECTION FOR ST/CS SHOP	1/20/2022
687	AAL FIRE & SAFETY LLC			CARLSBAD	NM	304751	1,431.69	ANNUAL FIRE EXTINGUISHER INSPE	1/20/2022
687	AAL FIRE & SAFETY LLC			CARLSBAD	NM	304751	287.96	ANNUAL FIRE EXTINGUISHER INSPE	1/20/2022
687	AAL FIRE & SAFETY LLC			CARLSBAD	NM	304751	376.76	ANNUAL FIRE EXTINGUISHER INSPECTION FOR PARKS SHOP	1/20/2022
687	AAL FIRE & SAFETY LLC			CARLSBAD	NM	304751	359.54	ANNUAL FIRE EXTINGUISHER INSPE	1/20/2022
687	AAL FIRE & SAFETY LLC			CARLSBAD	NM	304751	445.66	ANNUAL FIRE EXTINGUISHER INSPECTION FOR ST/CS SHOP	1/20/2022
64	ADMIN OFFICE OF THE COURT			SANTA FE	NM	304499	5,126.00	Fees collected in Nov 2021	1/7/2022
64	ADMIN OFFICE OF THE COURT			SANTA FE	NM	304853	4,870.00	Fees collected Dec 21	1/28/2022
1033	ADMIRAL BEVERAGE CORP			ALBUQUERQUE	NM	304752	1,068.16	alcohol for pro shop	1/20/2022
1033	ADMIRAL BEVERAGE CORP			ALBUQUERQUE	NM	304752	108.00	alcohol for pro shop	1/20/2022
11317	ADVANCE AUTO PARTS	GENERAL PARTS DISTRIBUTION LLC		RALEIGH	NC	304500	31.26	FITTINGS FOR SHOP(TH)F/D	1/7/2022
11317	ADVANCE AUTO PARTS	GENERAL PARTS DISTRIBUTION LLC		RALEIGH	NC	304500	114.89	Replacement battery for range	1/7/2022
11317	ADVANCE AUTO PARTS	GENERAL PARTS DISTRIBUTION LLC		RALEIGH	NC	304500	63.64	BATTERY NEEDED FOR ST GATOR	1/7/2022
11317	ADVANCE AUTO PARTS	GENERAL PARTS DISTRIBUTION LLC		RALEIGH	NC	304500	24.59	SENSOR NEEDED TO REPAIR ST #6470	1/7/2022
11317	ADVANCE AUTO PARTS	GENERAL PARTS DISTRIBUTION LLC		RALEIGH	NC	304500	44.21	HOSE NEEDED TO REPAIR ST #1242	1/7/2022
11317	ADVANCE AUTO PARTS	GENERAL PARTS DISTRIBUTION LLC		RALEIGH	NC	304500	88.20	ENG-1 PAINT(TH)F/D	1/7/2022
11317	ADVANCE AUTO PARTS	GENERAL PARTS DISTRIBUTION LLC		RALEIGH	NC	304753	960.54	405 intercooler hose DM	1/20/2022
11317	ADVANCE AUTO PARTS	GENERAL PARTS DISTRIBUTION LLC		RALEIGH	NC	304753	34.83	F-24 air door actuator DM	1/20/2022
11012	ADVANCED PEST AND WEED	MANAGEMENT LLC		CARLSBAD	NM	304501	48.44	Annual Pest Control Sept. 2021	1/7/2022
11012	ADVANCED PEST AND WEED	MANAGEMENT LLC		CARLSBAD	NM	304501	48.44	Pest Control Services	1/7/2022
11012	ADVANCED PEST AND WEED	MANAGEMENT LLC		CARLSBAD	NM	304501	64.59	Annual Pest Control Services at WWTP	1/7/2022
11012	ADVANCED PEST AND WEED	MANAGEMENT LLC		CARLSBAD	NM	304501	48.44	Pest Control at Terminal Build	1/7/2022
11012	ADVANCED PEST AND WEED	MANAGEMENT LLC		CARLSBAD	NM	304501	48.44	Pest Control Services for Sept	1/7/2022
11012	ADVANCED PEST AND WEED	MANAGEMENT LLC		CARLSBAD	NM	304501	59.21	FY 22 PEST CONTROL SERVICES RIVEWALK/PROJECT PLAYG	1/7/2022
11012	ADVANCED PEST AND WEED	MANAGEMENT LLC		CARLSBAD	NM	304501	48.44	FY 22 PEST CONTROL SERVICES RIVEWALK/PROJECT PLAYG	1/7/2022
11012	ADVANCED PEST AND WEED	MANAGEMENT LLC		CARLSBAD	NM	304854	64.59	Pest Control for the library/m	1/28/2022
11012	ADVANCED PEST AND WEED	MANAGEMENT LLC		CARLSBAD	NM	304854	48.44	PEST CONTROL SERVICE WATER & WAREHOUSE DEPT	1/28/2022
11012	ADVANCED PEST AND WEED	MANAGEMENT LLC		CARLSBAD	NM	304854	48.44	PEST CONTROL SERVICE WATER & WAREHOUSE DEPT	1/28/2022
11012	ADVANCED PEST AND WEED	MANAGEMENT LLC		CARLSBAD	NM	304855	193.76	Pest Control Services	1/28/2022
11012	ADVANCED PEST AND WEED	MANAGEMENT LLC		CARLSBAD	NM	304855	48.44	Pest Control Services	1/28/2022
11012	ADVANCED PEST AND WEED	MANAGEMENT LLC		CARLSBAD	NM	304855	48.44	Pest Control Services	1/28/2022
11012	ADVANCED PEST AND WEED	MANAGEMENT LLC		CARLSBAD	NM	304855	48.44	Pest Control Services	1/28/2022
11012	ADVANCED PEST AND WEED	MANAGEMENT LLC		CARLSBAD	NM	304855	59.21	FY 22 PEST CONTROL SERVICES RIVEWALK/PROJECT PLAYG	1/28/2022
11012	ADVANCED PEST AND WEED	MANAGEMENT LLC		CARLSBAD	NM	304855	48.44	FY 22 PEST CONTROL SERVICES RIVEWALK/PROJECT PLAYG	1/28/2022
11012	ADVANCED PEST AND WEED	MANAGEMENT LLC		CARLSBAD	NM	304855	64.59	FY22 Annual Pest Control for C	1/28/2022
11012	ADVANCED PEST AND WEED	MANAGEMENT LLC		CARLSBAD	NM	304855	48.44	PEST CONTROL SERVICE FY21-22	1/28/2022

VENDOR	NAME	NAME2	DBA	CITY	STATE	CHECK NO	INVOICE NET	INVOICE DESCRIPTION	CHECK DATE
11012	ADVANCED PEST AND WEED	MANAGEMENT LLC		CARLSBAD	NM	304855	64.59	Pest Control Service FY 7/2021	1/28/2022
11012	ADVANCED PEST AND WEED	MANAGEMENT LLC		CARLSBAD	NM	304855	48.44	Pest Control at Terminal Build	1/28/2022
11012	ADVANCED PEST AND WEED	MANAGEMENT LLC		CARLSBAD	NM	304855	48.44	FY22 Annual Pest Control for W	1/28/2022
11012	ADVANCED PEST AND WEED	MANAGEMENT LLC		CARLSBAD	NM	304855	48.44	FY22 Annual Pest Control for C	1/28/2022
11012	ADVANCED PEST AND WEED	MANAGEMENT LLC		CARLSBAD	NM	304855	134.56	FY22 Annual Pest Control for P	1/28/2022
11012	ADVANCED PEST AND WEED	MANAGEMENT LLC		CARLSBAD	NM	304993	48.44	ANNUAL PEST CONTROL FOR GARAGE	1/31/2022
11012	ADVANCED PEST AND WEED	MANAGEMENT LLC		CARLSBAD	NM	304993	48.44	FY22 Annual Pest Control for S	1/31/2022
88	ALANS AUTO & CYCLE SUPPLY	HARVEY ALAN TEDFORD		CARLSBAD	NM	304643	198.95	battery for motorcycle units	1/14/2022
88	ALANS AUTO & CYCLE SUPPLY	HARVEY ALAN TEDFORD		CARLSBAD	NM	304643	79.95	traffic unit, 2010 harley oi	1/14/2022
88	ALANS AUTO & CYCLE SUPPLY	HARVEY ALAN TEDFORD		CARLSBAD	NM	304856	51.70	D-2 wheel bearings DM	1/28/2022
88	ALANS AUTO & CYCLE SUPPLY	HARVEY ALAN TEDFORD		CARLSBAD	NM	304856	597.20	2 cycle motor oil for boats	1/28/2022
78	ALBERTSON'S #907			AMARILLO	TX	304502	53.94	upcoming events for community	1/7/2022
78	ALBERTSON'S #907			AMARILLO	TX	304502	158.51	upcoming events for community	1/7/2022
78	ALBERTSON'S #907			AMARILLO	TX	304502	189.36	upcoming events for community	1/7/2022
78	ALBERTSON'S #907			AMARILLO	TX	304502	494.44	upcoming events for community	1/7/2022
78	ALBERTSON'S #907			AMARILLO	TX	304857	219.80	snacks to sell at pro shop	1/28/2022
78	ALBERTSON'S #907			AMARILLO	TX	304994	54.91	snacks to sell at pro shop	1/31/2022
873	ALI M MORALES		MORALES LEGAL SERVICES LLC	ALBUQUERQUE	NM	304694	1,064.38	Court Appointed Attorney	1/14/2022
873	ALI M MORALES		MORALES LEGAL SERVICES LLC	ALBUQUERQUE	NM	304694	1,064.38	Court Appointed Attorney	1/14/2022
10	ALL CITY MANAGEMENT SERVICES INC			LOS ANGELES	CA	304503	4,155.26	FY 2022 Crossing Guard Contrac	1/7/2022
10	ALL CITY MANAGEMENT SERVICES INC			LOS ANGELES	CA	304503	8,193.23	FY 2022 Crossing Guard Contrac	1/7/2022
10	ALL CITY MANAGEMENT SERVICES INC			LOS ANGELES	CA	304644	7,456.01	FY 2022 Crossing Guard Contrac	1/14/2022
13369	ALL OUT SERVICES LLC			CARLSBAD	NM	304504	2,578.42	Annual Will Merchant maintenance & management	1/7/2022
948	ALPHA-PURE SERVICES			CARLSBAD	NM	304505	1,548.25	disinfect PD building	1/7/2022
948	ALPHA-PURE SERVICES			CARLSBAD	NM	304858	2,367.52	Disinfecting Service	1/28/2022
948	ALPHA-PURE SERVICES			CARLSBAD	NM	304858	754.68	substation covid supertron cle	1/28/2022
948	ALPHA-PURE SERVICES			CARLSBAD	NM	304858	2,334.06	pd building 1,200.00, 20 units covid decepticon sp	1/28/2022
684	AMANDA LEE			LUBBOCK	TX	304859	800.00	Lifeguard instructor per day	1/28/2022
684	AMANDA LEE			LUBBOCK	TX	304859	800.00	Lifeguard Instructor	1/28/2022
999	AMBROSIO C RODRIGUEZ			CARLSBAD	NM	28957	500.00	Trash Pick-Up Not to Exceed $500	1/14/2022
871	AMERICAN LIBRARY ASSOC	MEMBERSHIP		CHICAGO	IL	304755	175.00	ALA membership- library	1/20/2022
10052	AMERICAN MEDICAL GROUP			HOBBS	NM	304506	865.18	DOT Random Drug Screens	1/7/2022
419	ANTHONY BRICENO			CARLSBAD	NM	304507	18.00	Travel to Roswell NM	1/7/2022
419	ANTHONY BRICENO			CARLSBAD	NM	304860	36.00	Travel to Roswell	1/28/2022
14	APCO, AFC INC.			DAYTONA BEACH	FL	304508	838.00	APCO INTELLICOM	1/7/2022
14	APCO, AFC INC.			DAYTONA BEACH	FL	304645	95.00	APCO Recertification-Katey Prell	1/14/2022
927	APIC SOLUTIONS INC			ALBUQUERQUE	NM	304756	1,964.54	Fire Alarm Panel NCKRI	1/20/2022
544	ARAMARK UNIFORM & CAREER APPAREL GROUP			BEMIDJI	MN	304509	93.53	ANNUAL EST SERV PARTS & SHOP CLEANER FY 7/21 - 6/2	1/7/2022
544	ARAMARK UNIFORM & CAREER APPAREL GROUP			BEMIDJI	MN	304509	34.83	Annual Rag & Rug Service FY Ju	1/7/2022
544	ARAMARK UNIFORM & CAREER APPAREL GROUP			BEMIDJI	MN	304509	51.20	ANNUAL EST SERV PARTS & SHOP CLEANER FY 7/21 - 6/2	1/7/2022
544	ARAMARK UNIFORM & CAREER APPAREL GROUP			BEMIDJI	MN	304509	73.36	FY22 Monthly Carpet Cleaning for City Hall	1/7/2022
544	ARAMARK UNIFORM & CAREER APPAREL GROUP			BEMIDJI	MN	304646	34.83	Weekly Mat & Laundry Service FY 2021-2022	1/14/2022
544	ARAMARK UNIFORM & CAREER APPAREL GROUP			BEMIDJI	MN	304757	93.53	ANNUAL EST SERV PARTS & SHOP CLEANER FY 7/21 - 6/2	1/20/2022

VENDOR	NAME	NAME2	DBA	CITY	STATE	CHECK NO	INVOICE NET	INVOICE DESCRIPTION	CHECK DATE
544	ARAMARK UNIFORM & CAREER APPAREL GROUP			BEMIDJI	MN	304757	51.20	ANNUAL EST SERV PARTS & SHOP CLEANER FY 7/21 - 6/2	1/20/2022
544	ARAMARK UNIFORM & CAREER APPAREL GROUP			BEMIDJI	MN	304757	73.36	FY22 Monthly Carpet Cleaning for City Hall	1/20/2022
544	ARAMARK UNIFORM & CAREER APPAREL GROUP			BEMIDJI	MN	304862	34.83	Weekly Mat & Laundry Service FY 2021-2022	1/28/2022
360	ARTESIA FIRE EQUIPMT, INC			ARTESIA	NM	304995	474.74	Annual pump test for Ladder 1	1/31/2022
394	ASCE/MEMBERSHIP			BALTIMORE	MD	304758	273.00	ASCE Dues	1/20/2022
391	AT&T CORPORATION			ATLANTA	GA	304863	92.52	Fax Service for CPD FY 2021-20	1/28/2022
391	AT&T CORPORATION			ATLANTA	GA	304863	1,001.83	Annual purchase requisition for long distance	1/28/2022
12271	AT&T TELECONFERENCE SVCS			CAROL STREAM	IL	304759	35.54	Conference Calls for City Council Meetings	1/20/2022
10484	ATLANTIC SIGNAL, LLC			TOPEKA	KS	304510	98.50	srt, non warranty service	1/7/2022
10484	ATLANTIC SIGNAL, LLC			TOPEKA	KS	304647	308.50	srt radio equipment, non warra	1/14/2022
396	AUSTIN TURF & TRACTOR INC			MARBLE FALLS	TX	304864	507.57	FILTERS NEEDED FOR VARIOUS DEP	1/28/2022
13104	AUTOMATED RECOVERY SYS	OF NM INC		FARMINGTON	NM	403568	576.64	D-1116-CV-2019-01134-4	1/14/2022
13104	AUTOMATED RECOVERY SYS	OF NM INC		FARMINGTON	NM	403613	464.06	D-1116-CV-2019-01134-4	1/28/2022
405	AUTOZONE			CARLSBAD	NM	304996	4.79	grease gun fitting	1/31/2022
11293	AWE ACQUISTION, INC			CHESTER	PA	304865	175.00	Replacement parts for children	1/28/2022
428	B & H PHOTO VIDEO	B & H FOTO & ELECTRONICS CORP		NEW YORK	NY	304997	918.00	iPads for Beverage Cart Use	1/31/2022
428	B & H PHOTO VIDEO	B & H FOTO & ELECTRONICS CORP		NEW YORK	NY	304997	1,077.74	SUPPLIES FOR MUSIC CLASSES AT	1/31/2022
416	B & R TRUCKING, INC.			CARLSBAD	NM	304866	1,657.75	Haul in and spread to grade to	1/28/2022
416	B & R TRUCKING, INC.			CARLSBAD	NM	304866	1,722.33	Remove concrete behind fire st	1/28/2022
438	BAKER UTILITY SUPPLY CORP			ALBUQUERQUE	NM	304511	(569.42)	Restock inventory credit	1/7/2022
438	BAKER UTILITY SUPPLY CORP			ALBUQUERQUE	NM	304511	1,238.92	Restock inventory	1/7/2022
438	BAKER UTILITY SUPPLY CORP			ALBUQUERQUE	NM	304648	1,574.30	Restock inventory	1/14/2022
438	BAKER UTILITY SUPPLY CORP			ALBUQUERQUE	NM	304648	658.94	Restock inventory	1/14/2022
438	BAKER UTILITY SUPPLY CORP			ALBUQUERQUE	NM	304648	833.18	Restock inventory	1/14/2022
438	BAKER UTILITY SUPPLY CORP			ALBUQUERQUE	NM	304867	1,716.21	markers for water locates	1/28/2022
438	BAKER UTILITY SUPPLY CORP			ALBUQUERQUE	NM	304867	851.13	markers for water locates loca	1/28/2022
440	BALLEAU GROUNDWATER INC.			ALBUQUERQUE	NM	304868	598.71	Technical review of water issues for the City	1/28/2022
736	BEAR PAW EMBROIDERY CORP.			CARLSBAD	NM	304760	21.53	Uniform Embroidery, Sew Patches July 21-June 22	1/20/2022
736	BEAR PAW EMBROIDERY CORP.			CARLSBAD	NM	304869	13.99	Uniform Embroidery, Sew Patches July 21-June 22	1/28/2022
736	BEAR PAW EMBROIDERY CORP.			CARLSBAD	NM	304869	145.81	stitches, patches, embroidery	1/28/2022
458	BENMARK SUPPLY CO., INC.			MIDLAND	TX	304512	1,543.40	Restock inventory	1/7/2022
458	BENMARK SUPPLY CO., INC.			MIDLAND	TX	304512	992.66	Restock inventory	1/7/2022
458	BENMARK SUPPLY CO., INC.			MIDLAND	TX	304512	2,411.60	Restock inventory	1/7/2022
458	BENMARK SUPPLY CO., INC.			MIDLAND	TX	304512	2,597.03	Replace fire hydrant used	1/7/2022
458	BENMARK SUPPLY CO., INC.			MIDLAND	TX	304512	2,216.36	Need to finish repair on Hidag	1/7/2022
458	BENMARK SUPPLY CO., INC.			MIDLAND	TX	304512	1,890.37	Replace inventory used/In stock in Hobbs	1/7/2022
458	BENMARK SUPPLY CO., INC.			MIDLAND	TX	304512	2,239.89	Need to install meter at DE 5	1/7/2022
458	BENMARK SUPPLY CO., INC.			MIDLAND	TX	304870	1,922.63	RESTOCK INVENTORY	1/28/2022
458	BENMARK SUPPLY CO., INC.			MIDLAND	TX	304870	2,126.68	For Culverts in Water Wells	1/28/2022
458	BENMARK SUPPLY CO., INC.			MIDLAND	TX	304870	1,259.69	Restock inventory	1/28/2022
458	BENMARK SUPPLY CO., INC.			MIDLAND	TX	304998	779.69	Restock inventory	1/31/2022
458	BENMARK SUPPLY CO., INC.			MIDLAND	TX	304998	4,111.21	Restock Lids/bid based on avai	1/31/2022
676	BIBLIOLABS LLC			CHARLESTON	SC	304761	3,380.00	Biblioboard subscription for library	1/20/2022

VENDOR	NAME	NAME2	DBA	CITY	STATE	CHECK NO	INVOICE NET	INVOICE DESCRIPTION	CHECK DATE
910	BIG 5 SPORTING GOODS			EL SEGUNDO	CA	304650	129.92	for patron use	1/14/2022
462	BIG STATE INDUSTRIAL SUPPLY INC			RIVERSIDE	CA	304516	243.36	batteries for flashlights	1/7/2022
462	BIG STATE INDUSTRIAL SUPPLY INC			RIVERSIDE	CA	304874	499.00	cut off wheels for service crews	1/28/2022
462	BIG STATE INDUSTRIAL SUPPLY INC			RIVERSIDE	CA	304874	298.68	paint & deicer for warehouse s	1/28/2022
701	BIO AQUATIC TESTING INC			CARROLLTON	TX	304763	1,590.00	Quarterly Bio Monitoring for EPA Permit.	1/20/2022
509	BIXBY ELECTRIC, INC.			ALBUQUERQUE	NM	28958	47,512.16	Bixby Electric/repair Mid Y traffic signal	1/14/2022
1509	BLICK ART MATERIALS LLC	DICK BLICK / UTRECHT		GALESBURG	IL	304764	114.22	ART SUPPLIES FOR ARTS/CRAFTS C	1/20/2022
661	BNSF RAILWAY COMPANY CORP			FT WORTH	TX	305000	722.10	Annual Purchase Requisition for BNSF	1/31/2022
1028	BOARD OF VETERINARY MEDICINE			ALBUQUERQUE	NM	304517	100.00	License Renewal - Euthanasia Technician	1/7/2022
10074	BOBCAT AUTO AND DETAIL	AYE CHIHUAHUA		CARLSBAD	NM	304518	4,541.35	Truck #14197	1/7/2022
10074	BOBCAT AUTO AND DETAIL	AYE CHIHUAHUA		CARLSBAD	NM	304518	4,748.87	Diagnose/Repair #12103	1/7/2022
10074	BOBCAT AUTO AND DETAIL	AYE CHIHUAHUA		CARLSBAD	NM	304518	1,974.44	Repair brakes on unit 14195 pe	1/7/2022
10074	BOBCAT AUTO AND DETAIL	AYE CHIHUAHUA		CARLSBAD	NM	304652	3,978.04	repairs for unit 11374 per B P	1/14/2022
10074	BOBCAT AUTO AND DETAIL	AYE CHIHUAHUA		CARLSBAD	NM	304765	416.06	W11373 Jeep repair cooling sys	1/20/2022
10074	BOBCAT AUTO AND DETAIL	AYE CHIHUAHUA		CARLSBAD	NM	304875	160.72	estimated costs for fleet oil change per AHernande	1/28/2022
10074	BOBCAT AUTO AND DETAIL	AYE CHIHUAHUA		CARLSBAD	NM	305001	278.37	repair & parts - unit 11373	1/31/2022
1053	BOKF, NA			ALBUQUERQUE	NM	305002	1,132.69	Escrow Agent Fees	1/31/2022
1053	BOKF, NA			ALBUQUERQUE	NM	305003	1,132.69	Escrow Agent Fees	1/31/2022
6919	BRADY INDUSTRIES OF NM			LAS VEGAS	NV	304766	171.21	Janitorial Supplies	1/20/2022
6919	BRADY INDUSTRIES OF NM			LAS VEGAS	NV	304766	179.81	Janitorial Supplies	1/20/2022
13382	BRIAN MCCARTY			BLOOMFIELD	NM	304519	169.00	Per Diem - HIDTA Commander Tra	1/7/2022
742	BRIDGEPAY NETWORK SOLUTIONS			MAITLAND	FL	304767	258.70	Credit Card Transaction Fees FY 21/22	1/20/2022
616	BRININSTOOL EQUIPMENT SALES INC		BES SUPPLY STORE	CARLSBAD	NM	304513	699.60	MATERIALS FOR STREET DEPT	1/7/2022
616	BRININSTOOL EQUIPMENT SALES INC		BES SUPPLY STORE	CARLSBAD	NM	304513	113.86	masks for crews per J Ramos	1/7/2022
616	BRININSTOOL EQUIPMENT SALES INC		BES SUPPLY STORE	CARLSBAD	NM	304514	333.96	Uniforms for shift members	1/7/2022
616	BRININSTOOL EQUIPMENT SALES INC		BES SUPPLY STORE	CARLSBAD	NM	304649	158.36	traffic warning triangles for	1/14/2022
616	BRININSTOOL EQUIPMENT SALES INC		BES SUPPLY STORE	CARLSBAD	NM	304871	397.00	leather gloves for wildland firefighting	1/28/2022
616	BRININSTOOL EQUIPMENT SALES INC		BES SUPPLY STORE	CARLSBAD	NM	304872	753.03	N95 masks for EMS responders	1/28/2022
616	BRININSTOOL EQUIPMENT SALES INC		BES SUPPLY STORE	CARLSBAD	NM	304872	1,394.80	electric chainsaw and batterie	1/28/2022
616	BRININSTOOL EQUIPMENT SALES INC		BES SUPPLY STORE	CARLSBAD	NM	304872	93.95	Restock supplies	1/28/2022
616	BRININSTOOL EQUIPMENT SALES INC		BES SUPPLY STORE	CARLSBAD	NM	304999	2,253.90	Battery powered K12 metal saw	1/31/2022
616	BRININSTOOL EQUIPMENT SALES INC		BES SUPPLY STORE	CARLSBAD	NM	304999	1,301.79	Material and Supplies for Community Service Dept.	1/31/2022
616	BRININSTOOL EQUIPMENT SALES INC		BES SUPPLY STORE	CARLSBAD	NM	304999	402.52	MATERIALS FOR STREET DEPT	1/31/2022
652	BROWNING GARAGE DOORS LLC			CARLSBAD	NM	304768	266.20	Garage Door Maintenance and Repairs July 21-June 2	1/20/2022
10865	BRUCKNER TRUCK SALES INC			BIRMINGHAM	AL	304520	240.52	Replacement coolant line 16159	1/7/2022
10865	BRUCKNER TRUCK SALES INC			BIRMINGHAM	AL	304520	1,884.25	FILTERS NEEDED FOR SW UNITS	1/7/2022
10865	BRUCKNER TRUCK SALES INC			BIRMINGHAM	AL	304520	292.46	Replacement diff temp sensor and harness 16355	1/7/2022
10865	BRUCKNER TRUCK SALES INC			BIRMINGHAM	AL	304769	772.70	Replacement mirror assembly un	1/20/2022
662	BSN SPORTS LLC			DALLAS	TX	304876	684.21	nets for park basketball goals	1/28/2022
13343	BTE BODY COMPANY			IRVING	TX	304877	845.84	PARTS NEEDED TO REPAIR SW #153	1/28/2022
877	BUILDOLOGY, INC			ALBUQUERQUE	NM	304521	11,721.92	Infield Mix for the Sports Complex	1/7/2022
294	BURNISHINE GRAPHIC PRODUCTS LLC			LAKE VILLA	IL	304653	821.00	Cleaning supplies for the Library	1/14/2022
1031	CAL RIPKEN SR FOUNDATION INC			BALTIMORE	MD	304522	30,000.00	STEM Lab	1/7/2022

VENDOR	NAME	NAME2	DBA	CITY	STATE	CHECK NO	INVOICE NET	INVOICE DESCRIPTION	CHECK DATE
507	CANDOR TIRES LLC	BIG 0 TIRES		CARLSBAD	NM	304515	80.23	Annual PO = Transit oil chg/service 10/21 thru 6/2	1/7/2022
507	CANDOR TIRES LLC	BIG 0 TIRES		CARLSBAD	NM	304515	80.23	Annual PO = Transit oil chg/service 10/21 thru 6/2	1/7/2022
507	CANDOR TIRES LLC	BIG 0 TIRES		CARLSBAD	NM	304515	80.23	Annual PO = Transit oil chg/service 10/21 thru 6/2	1/7/2022
507	CANDOR TIRES LLC	BIG 0 TIRES		CARLSBAD	NM	304515	80.23	Annual PO = Transit oil chg/service 10/21 thru 6/2	1/7/2022
507	CANDOR TIRES LLC	BIG 0 TIRES		CARLSBAD	NM	304515	80.23	Annual PO = Transit oil chg/service 10/21 thru 6/2	1/7/2022
507	CANDOR TIRES LLC	BIG 0 TIRES		CARLSBAD	NM	304651	2,921.66	Total Brake job #47	1/14/2022
507	CANDOR TIRES LLC	BIG 0 TIRES		CARLSBAD	NM	304762	2,667.12	Total Brake job #45	1/20/2022
507	CANDOR TIRES LLC	BIG 0 TIRES		CARLSBAD	NM	304873	71.07	Annual PO = Transit oil chg/service 10/21 thru 6/2	1/28/2022
11294	CANNON COCHRAN MANAGEMENT	SERVICES INC		INDIANAPOLIS	IN	305004	2,117.59	MANAGEMENT OF WORKERS COMP CLA	1/31/2022
881	CAPROCK WATER COMPANY INC			ARTESIA	NM	304523	25.75	EST YRLY WATER SRV SHOP LH 6/2021-5/2022	1/7/2022
890	CARC FARM, INC.			CARLSBAD	NM	304524	100.00	FY22 Planter, Barrel, & Maint. Rental for City Hal	1/7/2022
890	CARC FARM, INC.			CARLSBAD	NM	304654	45.00	Record Destruction	1/14/2022
10517	CARLSBAD AREA ART ASSOC.			CARLSBAD	NM	304525	1,755.00	Promotional Expense for Carlsbad Area Art Assoc	1/7/2022
915	CARLSBAD AUTO SUPPLY			CARLSBAD	NM	304655	2.00	Battery for Finance Dept. Car	1/14/2022
915	CARLSBAD AUTO SUPPLY			CARLSBAD	NM	304655	90.76	BALL JOINTS NEEDED TO REPAIR C	1/14/2022
915	CARLSBAD AUTO SUPPLY			CARLSBAD	NM	304655	150.99	Battery for Finance Dept. Car	1/14/2022
915	CARLSBAD AUTO SUPPLY			CARLSBAD	NM	304655	119.94	Credit taken twice	1/14/2022
915	CARLSBAD AUTO SUPPLY			CARLSBAD	NM	304655	204.53	PARTS NEEDED TO REPAIR ST #131	1/14/2022
915	CARLSBAD AUTO SUPPLY			CARLSBAD	NM	304655	319.98	BRAKE PARTS NEEDED FOR PARKS #	1/14/2022
915	CARLSBAD AUTO SUPPLY			CARLSBAD	NM	304655	302.23	PARTS NEEDED TO REPAIR ST #647	1/14/2022
915	CARLSBAD AUTO SUPPLY			CARLSBAD	NM	304655	80.90	PARTS NEEDED TO REPAIR SW #153	1/14/2022
915	CARLSBAD AUTO SUPPLY			CARLSBAD	NM	304655	218.20	RELAYS NEEDED FOR VARIOUS SW UNITS	1/14/2022
915	CARLSBAD AUTO SUPPLY			CARLSBAD	NM	304655	12.04	PARTS NEEDED TO REPAIR ST #141	1/14/2022
915	CARLSBAD AUTO SUPPLY			CARLSBAD	NM	304655	1,241.01	SUPPLIES NEEDED FOR VARIOUS DE	1/14/2022
915	CARLSBAD AUTO SUPPLY			CARLSBAD	NM	304655	161.99	REPLACE WORN BATTERIES FOR SW	1/14/2022
915	CARLSBAD AUTO SUPPLY			CARLSBAD	NM	304655	(154.99)	REPLACE WORN BATTERIES FOR SW	1/14/2022
915	CARLSBAD AUTO SUPPLY			CARLSBAD	NM	304655	542.02	PARTS NEEDED TO REPAIR WWC #13	1/14/2022
915	CARLSBAD AUTO SUPPLY			CARLSBAD	NM	304655	6.58	PLUG NEEDED TO REPAIR TRAILER FM #13952	1/14/2022
915	CARLSBAD AUTO SUPPLY			CARLSBAD	NM	304655	28.58	BOLTS NEEDED FOR ST #11037	1/14/2022
915	CARLSBAD AUTO SUPPLY			CARLSBAD	NM	304655	159.99	BATTERY NEEDED TO REPAIR PARKS	1/14/2022
915	CARLSBAD AUTO SUPPLY			CARLSBAD	NM	304655	80.08	Alternator connector for #36 a	1/14/2022
915	CARLSBAD AUTO SUPPLY			CARLSBAD	NM	304770	98.98	PARTS NEEDED TO REPAIR CS #983	1/20/2022
915	CARLSBAD AUTO SUPPLY			CARLSBAD	NM	304770	14.70	Poly Conduit for Transit Fleet	1/20/2022
915	CARLSBAD AUTO SUPPLY			CARLSBAD	NM	304770	46.85	Vehicle Maintenance	1/20/2022
915	CARLSBAD AUTO SUPPLY			CARLSBAD	NM	304770	99.36	Vehicle Maintance	1/20/2022
915	CARLSBAD AUTO SUPPLY			CARLSBAD	NM	304770	262.50	Replacement slack adjusters fo	1/20/2022
915	CARLSBAD AUTO SUPPLY			CARLSBAD	NM	304770	40.82	Replacement slack adjusters fo	1/20/2022
915	CARLSBAD AUTO SUPPLY			CARLSBAD	NM	304770	17.36	FILTER NEEDED FOR PARKS EQUIPMENT	1/20/2022
915	CARLSBAD AUTO SUPPLY			CARLSBAD	NM	304878	831.20	SUPPLIES NEEDED FOR GARAGE SHO	1/28/2022
915	CARLSBAD AUTO SUPPLY			CARLSBAD	NM	304878	201.52	Replacement front calipers uni	1/28/2022
915	CARLSBAD AUTO SUPPLY			CARLSBAD	NM	304878	185.68	Replacement front calipers uni	1/28/2022
915	CARLSBAD AUTO SUPPLY			CARLSBAD	NM	304878	(201.52)	Replacement front calipers uni	1/28/2022
915	CARLSBAD AUTO SUPPLY			CARLSBAD	NM	305005	57.76	Alternator Plugs for transit unit 36	1/31/2022

VENDOR	NAME	NAME2	DBA	CITY	STATE	CHECK NO	INVOICE NET	INVOICE DESCRIPTION	CHECK DATE
1032	CARLSBAD CHEVROLET			CARLSBAD	NM	304879	342.95	2003-TIRE SENSOR(TH)P/D/REST F	1/28/2022
12203	CARLSBAD COMMUNITY	OF HOPE CENTER INC		CARLSBAD	NM	304533	12,602.48	Live Events Promotional Expense	1/7/2022
944	CARLSBAD COMMUNITY ANTI-DRUG/GANG COALITION			CARLSBAD	NM	304861	6,000.00	Annual PO for Teen Court Services for FY 21-22	1/28/2022
941	CARLSBAD MAINSTREET CORP			CARLSBAD	NM	304526	2,500.00	FY22 Pearl of the Pecos Exec Director	1/7/2022
941	CARLSBAD MAINSTREET CORP			CARLSBAD	NM	304526	5,000.00	Annual PO for Revitalization Services FY 21-22	1/7/2022
941	CARLSBAD MAINSTREET CORP			CARLSBAD	NM	304526	2,878.56	Promotional Expense for MainStreet Tourism Campaig	1/7/2022
941	CARLSBAD MAINSTREET CORP			CARLSBAD	NM	304772	4,511.61	Promotional Expense for MainStreet Tourism Campaig	1/20/2022
941	CARLSBAD MAINSTREET CORP			CARLSBAD	NM	304880	502.62	Promotional Expense for MainStreet Tourism Campaig	1/28/2022
12835	CARLSBAD MEDICAL CENTER			COLUMBIA	MO	403569	375.18	D-503-CV-2019-00976	1/14/2022
12835	CARLSBAD MEDICAL CENTER			COLUMBIA	MO	403570	392.82	D-503-CV-2019-00281	1/14/2022
12835	CARLSBAD MEDICAL CENTER			COLUMBIA	MO	403614	404.81	D-503-CV-2019-00976	1/28/2022
12835	CARLSBAD MEDICAL CENTER			COLUMBIA	MO	403615	389.24	D-503-CV-2019-00281	1/28/2022
5206	CARLSBAD NATIONAL LITTLE LEAGUE			CARLSBAD	NM	304583	8,300.00	2021 National Baseball	1/7/2022
12061	CARLSBAD PRINTING/DESIGN	KATRINA J YBARRA		CARLSBAD	NM	304881	273.00	Academy Uniforms- Zach Chacon	1/28/2022
998	CARLSBAD QUALITY AUTOBODY			CARLSBAD	NM	304773	1,598.97	Unit 14752Flex Fuel Sequential	1/20/2022
902	CARLSBAD RADIO INC.	KAMQ INC		CARLSBAD	NM	304527	215.29	Annual PO -Carlsbad Radio- Transit Adv 7/21 to 6/2	1/7/2022
902	CARLSBAD RADIO INC.	KAMQ INC		CARLSBAD	NM	304656	321.86	New Years Eve Ad	1/14/2022
1040	CARLSBAD SHEET METAL, LLC	CARLSBAD HEATING & COOLING		CARLSBAD	NM	304657	90.00	for exercise room	1/14/2022
1085	CARROT TOP INDUSTRIES			HILLSBOROUGH	NC	304528	668.17	flags	1/7/2022
1085	CARROT TOP INDUSTRIES			HILLSBOROUGH	NC	304658	119.24	Mesh Pole Banner for Quilt Exh	1/14/2022
11144	CAVERN CITY CHILD	ADVOCACY CENTER		CARLSBAD	NM	304882	5,000.00	Child Advocacy Annual PO for FY 21-22 Services	1/28/2022
992	CED	CONSOLIDATED ELECTRICAL DISTRIBUTORS INC		DALLAS	TX	304659	57.13	replace outside receptacle @Sa	1/14/2022
992	CED	CONSOLIDATED ELECTRICAL DISTRIBUTORS INC		DALLAS	TX	304659	487.94	extend power for washer @TeenR	1/14/2022
992	CED	CONSOLIDATED ELECTRICAL DISTRIBUTORS INC		DALLAS	TX	304659	44.77	outlets @PFA garage per B Howe	1/14/2022
992	CED	CONSOLIDATED ELECTRICAL DISTRIBUTORS INC		DALLAS	TX	304659	15.00	replace switch in garage per B	1/14/2022
992	CED	CONSOLIDATED ELECTRICAL DISTRIBUTORS INC		DALLAS	TX	304659	24.00	replace photo controls along r	1/14/2022
992	CED	CONSOLIDATED ELECTRICAL DISTRIBUTORS INC		DALLAS	TX	304659	104.00	replace lamps @Cascades	1/14/2022
992	CED	CONSOLIDATED ELECTRICAL DISTRIBUTORS INC		DALLAS	TX	304659	23.00	restock unit 12602 per B Howel	1/14/2022
992	CED	CONSOLIDATED ELECTRICAL DISTRIBUTORS INC		DALLAS	TX	304659	12.00	connectors for irrigation cont	1/14/2022
992	CED	CONSOLIDATED ELECTRICAL DISTRIBUTORS INC		DALLAS	TX	304659	472.00	Replacement electrical parts f	1/14/2022
992	CED	CONSOLIDATED ELECTRICAL DISTRIBUTORS INC		DALLAS	TX	304659	38.45	upgrade panel in storage room	1/14/2022
992	CED	CONSOLIDATED ELECTRICAL DISTRIBUTORS INC		DALLAS	TX	304883	488.85	repairs @sunset gardens well &	1/28/2022
992	CED	CONSOLIDATED ELECTRICAL DISTRIBUTORS INC		DALLAS	TX	304883	120.00	sealant for various jobs	1/28/2022
992	CED	CONSOLIDATED ELECTRICAL DISTRIBUTORS INC		DALLAS	TX	304883	156.77	material for PD Firing Range per D Treadaway	1/28/2022
992	CED	CONSOLIDATED ELECTRICAL DISTRIBUTORS INC		DALLAS	TX	304883	888.00	Replace lamps & transformers C	1/28/2022
992	CED	CONSOLIDATED ELECTRICAL DISTRIBUTORS INC		DALLAS	TX	304883	18.90	replace photo controls @CityHall per D Treadaway	1/28/2022
992	CED	CONSOLIDATED ELECTRICAL DISTRIBUTORS INC		DALLAS	TX	304883	104.00	replace lamps in courtyard per D Treadaway	1/28/2022
992	CED	CONSOLIDATED ELECTRICAL DISTRIBUTORS INC		DALLAS	TX	304883	2,408.00	Replacement lamps for Will Merchant	1/28/2022
992	CED	CONSOLIDATED ELECTRICAL DISTRIBUTORS INC		DALLAS	TX	304883	143.42	install recepts outside center per B Howell	1/28/2022
992	CED	CONSOLIDATED ELECTRICAL DISTRIBUTORS INC		DALLAS	TX	304883	449.18	electrical jobs /various depts see notes	1/28/2022
992	CED	CONSOLIDATED ELECTRICAL DISTRIBUTORS INC		DALLAS	TX	305006	470.80	Wiring and parts to fix the pump at Sunset Gardens	1/31/2022
992	CED	CONSOLIDATED ELECTRICAL DISTRIBUTORS INC		DALLAS	TX	305006	54.70	Relay bases for Lift Station c	1/31/2022
992	CED	CONSOLIDATED ELECTRICAL DISTRIBUTORS INC		DALLAS	TX	305006	2,220.00	Drive Reactor for Turbo Blower Equipment.	1/31/2022

VENDOR	NAME	NAME2	DBA	CITY	STATE	CHECK NO	INVOICE NET	INVOICE DESCRIPTION	CHECK DATE
1120	CENTRAL VALLEY ELECTRIC COOP	MEMBER NO 328		ARTESIA	NM	304774	150.97	EST YRLY ELEC SRV TO SHOP IN LOCO HILLS 6/21 - 5/2	1/20/2022
1206	CHAMBER OF COMMERCE CORP.			CARLSBAD	NM	304529	41,477.00	Christmas on the Pecos Prop	1/7/2022
1206	CHAMBER OF COMMERCE CORP.			CARLSBAD	NM	304776	22,250.00	Promotional Expense for Carlsbad Chamber Marketing	1/20/2022
1206	CHAMBER OF COMMERCE CORP.			CARLSBAD	NM	304776	27,741.67	PRV Chamber Management	1/20/2022
9382	CHARLES H. JURVA			CARLSBAD	NM	304531	1,615.92	Annual tennis pro services	1/7/2022
369	CHISPAS PERFORMANCE SOLUTIONS	CRISTA F BENAVIDEZ		ALBUQUERQUE	NM	304745	1,830.63	Professional Development Train	1/18/2022
369	CHISPAS PERFORMANCE SOLUTIONS	CRISTA F BENAVIDEZ		ALBUQUERQUE	NM	304886	1,078.75	Training	1/28/2022
659	CI TECHNOLOGIES INC			ST AUGUSTINE	FL	304887	2,376.50	Internal Affairs Unit software	1/28/2022
12653	CLUB PROPHET SYSTEMS	PRO-SHOPKEEPER COMP SOFTWARE		CHESWICK	PA	304532	600.00	Monthly Fee for Pro Shop POS System	1/7/2022
10104	COLLINS TREE SERVICE LLC	DAVID N COLLINS		ARTESIA	NM	304888	2,583.50	REMOVE 14 DEAD TREES AT PATE SCHOOL	1/28/2022
8918	COLONIAL LIFE & ACCIDENT	PROCESSING CENTER		COLUMBIA	SC	403571	7,816.08	BCN E9832924	1/14/2022
8918	COLONIAL LIFE & ACCIDENT	PROCESSING CENTER		COLUMBIA	SC	403571	12,020.28	BCN E7260904	1/14/2022
8918	COLONIAL LIFE & ACCIDENT	PROCESSING CENTER		COLUMBIA	SC	403616	7,768.71	BCN E9832924	1/28/2022
8918	COLONIAL LIFE & ACCIDENT	PROCESSING CENTER		COLUMBIA	SC	403616	11,861.73	BCN E7260904	1/28/2022
1270	CONNELLS OFFICE SUPPLY			CARLSBAD	NM	304534	177.50	office supplies	1/7/2022
1270	CONNELLS OFFICE SUPPLY			CARLSBAD	NM	304534	2,204.00	Supplies for Finance	1/7/2022
1270	CONNELLS OFFICE SUPPLY			CARLSBAD	NM	304534	210.95	office supplies	1/7/2022
1270	CONNELLS OFFICE SUPPLY			CARLSBAD	NM	304534	374.95	office supplies	1/7/2022
1270	CONNELLS OFFICE SUPPLY			CARLSBAD	NM	304534	39.15	Calendars	1/7/2022
1270	CONNELLS OFFICE SUPPLY			CARLSBAD	NM	304534	13.00	Supplies for Finance	1/7/2022
1270	CONNELLS OFFICE SUPPLY			CARLSBAD	NM	304660	(125.10)	Supplies for Finance	1/14/2022
1270	CONNELLS OFFICE SUPPLY			CARLSBAD	NM	304660	191.20	Materials and Supplies	1/14/2022
1270	CONNELLS OFFICE SUPPLY			CARLSBAD	NM	304660	31.00	Office Supplies	1/14/2022
1270	CONNELLS OFFICE SUPPLY			CARLSBAD	NM	304660	48.00	2022 Wall Calendars for PW Off	1/14/2022
1270	CONNELLS OFFICE SUPPLY			CARLSBAD	NM	304660	6.00	2022 Desk Calendar for Parks S	1/14/2022
1270	CONNELLS OFFICE SUPPLY			CARLSBAD	NM	304660	33.00	Wall Calendar	1/14/2022
1270	CONNELLS OFFICE SUPPLY			CARLSBAD	NM	304778	316.00	2022 Desk Calendars	1/20/2022
1270	CONNELLS OFFICE SUPPLY			CARLSBAD	NM	304778	229.00	2022 Calendars for the Lab	1/20/2022
1270	CONNELLS OFFICE SUPPLY			CARLSBAD	NM	304778	18.00	Notary Journal	1/20/2022
1270	CONNELLS OFFICE SUPPLY			CARLSBAD	NM	304778	17.00	Binder Pockets	1/20/2022
1270	CONNELLS OFFICE SUPPLY			CARLSBAD	NM	304778	56.50	Office Supplies for CD/MS	1/20/2022
1270	CONNELLS OFFICE SUPPLY			CARLSBAD	NM	304778	105.00	Supplies for Finance	1/20/2022
1270	CONNELLS OFFICE SUPPLY			CARLSBAD	NM	304778	29.00	Supplies for Finance	1/20/2022
1270	CONNELLS OFFICE SUPPLY			CARLSBAD	NM	304778	29.00	Supplies for Finance	1/20/2022
1270	CONNELLS OFFICE SUPPLY			CARLSBAD	NM	304778	88.00	EST YRLY COPY PAPER FOR OFFICE 7/2021 - 6/2022	1/20/2022
1270	CONNELLS OFFICE SUPPLY			CARLSBAD	NM	304778	76.00	New Notary Stamps per State of	1/20/2022
1270	CONNELLS OFFICE SUPPLY			CARLSBAD	NM	304778	85.10	New Notary Stamps	1/20/2022
1270	CONNELLS OFFICE SUPPLY			CARLSBAD	NM	304889	21.00	Office supplies for City Administrator office	1/28/2022
1270	CONNELLS OFFICE SUPPLY			CARLSBAD	NM	304889	266.00	Materials and Supplies	1/28/2022
1270	CONNELLS OFFICE SUPPLY			CARLSBAD	NM	304889	266.00	OFFICE SUPPLIES DAILY USE	1/28/2022
1270	CONNELLS OFFICE SUPPLY			CARLSBAD	NM	304889	69.00	Paper and glue for children's	1/28/2022
1270	CONNELLS OFFICE SUPPLY			CARLSBAD	NM	304889	97.00	Office supplies for City Administrator office	1/28/2022
1270	CONNELLS OFFICE SUPPLY			CARLSBAD	NM	304889	450.00	Supplies for Finance	1/28/2022

VENDOR	NAME	NAME2	DBA	CITY	STATE	CHECK NO	INVOICE NET	INVOICE DESCRIPTION	CHECK DATE
1270	CONNELLS OFFICE SUPPLY			CARLSBAD	NM	304889	26.00	Supplies for Finance	1/28/2022
1270	CONNELLS OFFICE SUPPLY			CARLSBAD	NM	304889	815.00	New staff chairs	1/28/2022
1270	CONNELLS OFFICE SUPPLY			CARLSBAD	NM	304889	40.00	Office Supplies for CD/MS	1/28/2022
1270	CONNELLS OFFICE SUPPLY			CARLSBAD	NM	304889	812.45	Supplies for Finance	1/28/2022
1270	CONNELLS OFFICE SUPPLY			CARLSBAD	NM	304889	582.40	Supplies for Finance	1/28/2022
1270	CONNELLS OFFICE SUPPLY			CARLSBAD	NM	305007	60.00	Office supplies for City Admin	1/31/2022
1270	CONNELLS OFFICE SUPPLY			CARLSBAD	NM	305007	232.50	Office Supplies	1/31/2022
3344	CONSOLIDATED FLEET SERV	CFS INSPECTIONS		SEARCY	AR	304661	2,309.60	Annual ladder testing per NFPA requirements	1/14/2022
1290	CONSTRUCTOR'S INC.			CARLSBAD	NM	28959	358,453.41	Hidalgo Rd. Low Water Crossing Repairs	1/14/2022
1290	CONSTRUCTOR'S INC.			CARLSBAD	NM	304535	1,258.20	COLD MIX FOR STREET DEPT	1/7/2022
1290	CONSTRUCTOR'S INC.			CARLSBAD	NM	304890	4,467.30	asphalt repair 1000 debaca	1/28/2022
743	CONSULTRX LLC			CARLSBAD	NM	304536	400.00	Annual Pharmacy Consulting	1/7/2022
743	CONSULTRX LLC			CARLSBAD	NM	305008	400.00	Annual Pharmacy Consulting	1/31/2022
5775	COOPERATIVE EDUCATIONAL SERVICES			ALBUQUERQUE	NM	304775	26,282.25	Mobile Stage	1/20/2022
5775	COOPERATIVE EDUCATIONAL SERVICES			ALBUQUERQUE	NM	304884	16,093.17	install of 2 manholes for fire station 6 @ airport	1/28/2022
5775	COOPERATIVE EDUCATIONAL SERVICES			ALBUQUERQUE	NM	304884	9,419.47	Replace roof over the Fire dept. admin. building	1/28/2022
5775	COOPERATIVE EDUCATIONAL SERVICES			ALBUQUERQUE	NM	304884	17,770.31	Trash Receptacles: Beach Are: CES # 19-027B-C201	1/28/2022
12318	CORE & MAIN LP			ST LOUIS	MO	304662	(31.36)	Restock inventory, Bid 1244073 CREDIT	1/14/2022
12318	CORE & MAIN LP			ST LOUIS	MO	304662	(168.06)	Credit	1/14/2022
12318	CORE & MAIN LP			ST LOUIS	MO	304662	1,019.19	Mueller parts/State contract 10-00000-20-00044	1/14/2022
12318	CORE & MAIN LP			ST LOUIS	MO	304779	2,416.98	Effluent reuse waterline hydrant	1/20/2022
12199	CULLIGAN	WATER QUALITY SRVCS INC		ROSWELL	NM	304891	216.00	Water Service for Police Department FY 2021-2022	1/28/2022
12240	CUMMINS SALES & SERVICE	CUMMINS INC		DENVER	CO	304537	6,239.68	SOUTH GENERATOR/ TROUBLESHOOT	1/7/2022
12240	CUMMINS SALES & SERVICE	CUMMINS INC		DENVER	CO	304537	592.37	pay for repairs to our grappler truck	1/7/2022
12240	CUMMINS SALES & SERVICE	CUMMINS INC		DENVER	CO	304892	2,049.74	ECM and reprogram unit 10781	1/28/2022
12240	CUMMINS SALES & SERVICE	CUMMINS INC		DENVER	CO	304892	2,305.66	EST COST FOR PART/REPROGRAM EC	1/28/2022
219	D & D AUTOMATION & ELECTRIC LLC			HOBBS	NM	304893	322.94	Substation Security System	1/28/2022
1408	DANA KEPNER CO.			DENVER	CO	304538	275.18	Service Charges	1/7/2022
1408	DANA KEPNER CO.			DENVER	CO	304780	2,050.00	Restock inventory	1/20/2022
1408	DANA KEPNER CO.			DENVER	CO	304780	100.00	Restock inventory	1/20/2022
1408	DANA KEPNER CO.			DENVER	CO	304780	914.00	Restock inventory	1/20/2022
1402	DARDANELLE TIMBER CO INC	C/O SUTHERLANDS		CARLSBAD	NM	304539	22.99	Material to hang TV on wall	1/7/2022
1402	DARDANELLE TIMBER CO INC	C/O SUTHERLANDS		CARLSBAD	NM	304894	29.56	Cleaning Supplies for San Jose	1/28/2022
1402	DARDANELLE TIMBER CO INC	C/O SUTHERLANDS		CARLSBAD	NM	305009	77.97	Trash Pickers for pro shop	1/31/2022
3622	DEERE CREDIT INC.			JOHNSTON	IA	304663	1,153.46	Acct#020-0052819-052	1/14/2022
3622	DEERE CREDIT INC.			JOHNSTON	IA	304664	312.69	Acct#020-0052819-053	1/14/2022
3622	DEERE CREDIT INC.			JOHNSTON	IA	304665	25.00	Acct#020-0059842-000	1/14/2022
3622	DEERE CREDIT INC.			JOHNSTON	IA	304666	354.90	Acct#020-0062341-003	1/14/2022
3622	DEERE CREDIT INC.			JOHNSTON	IA	304781	746.58	Acct#020-0061231-000	1/20/2022
3622	DEERE CREDIT INC.			JOHNSTON	IA	304782	272.35	Acct#020-0052819-050	1/20/2022
3622	DEERE CREDIT INC.			JOHNSTON	IA	304783	4,652.89	ACCT#020-0062341-002	1/20/2022
3622	DEERE CREDIT INC.			JOHNSTON	IA	304895	260.78	Acct#020-0052819-051	1/28/2022
3622	DEERE CREDIT INC.			JOHNSTON	IA	304896	1,648.71	ACCT#020-0062341-000	1/28/2022

VENDOR	NAME	NAME2	DBA	CITY	STATE	CHECK NO	INVOICE NET	INVOICE DESCRIPTION	CHECK DATE
3622	DEERE CREDIT INC.			JOHNSTON	IA	304897	3,890.18	Act#020-0062341-001	1/28/2022
3706	DEERE CREDIT INC.			JOHNSTON	IA	304784	1,641.54	Acct#020-0052819-049	1/20/2022
3706	DEERE CREDIT INC.			JOHNSTON	IA	304898	3,452.83	Acct#020-0062341-004 Inv#2598691	1/28/2022
1463	DEMCO, INC.			MILWAUKEE	WI	304667	539.28	LIBRARY SUPPLIES FOR NMSRC	1/14/2022
12956	DESERT FOX SOLUTIONS	BRIAN L FOX		CARLSBAD	NM	28960	12,849.14	GW SAMPLING CLOSED LANDFILL INC TAX FY 2021-2022	1/14/2022
1768	DESERT HILLS ELECTRIC SUPPLY INC			ARTESIA	NM	304899	209.75	replace relays on Well 7 per D Treadawy	1/28/2022
1768	DESERT HILLS ELECTRIC SUPPLY INC			ARTESIA	NM	304899	8.12	replace relays on Well 7 per D Treadawy	1/28/2022
11958	DESERT SNOW	RELENTLESS LLC		LIBBY	MT	304900	649.00	Training Class Registrations - (2)	1/28/2022
11958	DESERT SNOW	RELENTLESS LLC		LIBBY	MT	304900	649.00	Training Class Registrations - (2)	1/28/2022
11471	DEVON STINSON			CARLSBAD	NM	304540	64.25	Per Diem - HIDTA Commander Tra	1/7/2022
1041	DIVOTS SPORTSWEAR COMPANY INC			PEACHTREE CORNERS	GA	305010	1,179.29	Shirts/Shorts to sell at pro shop	1/31/2022
1530	DPC INDUSTRIES, INC.			DALLAS	TX	304901	2,421.00	EST YR CST 1 TON CYLINDER TREAT CARLSBAD 7/21-6/2	1/28/2022
538	EASTERN NM UNIVERSITY	BUSINESS OFFICE		PORTALES	NM	304902	283.00	KENW-FM Advertising	1/28/2022
538	EASTERN NM UNIVERSITY	BUSINESS OFFICE		PORTALES	NM	304902	283.00	KENW-FM Advertising	1/28/2022
1795	EBSCO SUBSCRIPTION SERV	PAYMENT PROCESSING CENTER		DALLAS	TX	304785	1,500.00	Small Business Reference Cente	1/20/2022
1795	EBSCO SUBSCRIPTION SERV	PAYMENT PROCESSING CENTER		DALLAS	TX	304785	1,253.00	Readit! children's database	1/20/2022
1795	EBSCO SUBSCRIPTION SERV	PAYMENT PROCESSING CENTER		DALLAS	TX	304785	8,400.00	Website database text finder	1/20/2022
1795	EBSCO SUBSCRIPTION SERV	PAYMENT PROCESSING CENTER		DALLAS	TX	304785	1,470.00	Small Business Training Course	1/20/2022
1809	EDDY COUNTY DETENTION CENTER			CARLSBAD	NM	304542	24,177.50	Eddy Co. Det Ctr. Prisoner Billing FY 7/21-6/22	1/7/2022
1809	EDDY COUNTY DETENTION CENTER			CARLSBAD	NM	304542	26,695.00	Eddy Co. Det Ctr. Prisoner Billing FY 7/21-6/22	1/7/2022
1809	EDDY COUNTY DETENTION CENTER			CARLSBAD	NM	304669	31,065.00	Eddy Co. Det Ctr. Prisoner Billing FY 7/21-6/22	1/14/2022
1809	EDDY COUNTY DETENTION CENTER			CARLSBAD	NM	304669	26,980.00	Eddy Co. Det Ctr. Prisoner Billing FY 7/21-6/22	1/14/2022
1810	EDDY COUNTY EXTENSION SERVICE			CARLSBAD	NM	304543	40.00	Renewal pesticide license training J. Asbury, J. M	1/7/2022
1810	EDDY COUNTY EXTENSION SERVICE			CARLSBAD	NM	305011	40.00	Pesticide Renewal for Sherri a	1/31/2022
11159	EMERSON PROCESS MNGMT	POWER & WATER SOLUTIONS		CHICAGO	IL	304670	24,927.32	SCADA Maintenance @ DE/Sole Source	1/14/2022
11475	EMSRX	ACCOUNTS RECEIVABLE		WAXAHACHIE	TX	304544	2,000.00	Annual Medical Direction	1/7/2022
12816	ENCHANTED TECHNOLOGY SOLUTIONS			ALBUQUERQUE	NM	304671	16,311.38	Security Camera Equipment for Museum/HAP	1/14/2022
13161	ENNIS-FLINT INC			GREENSBORO	NC	304903	1,588.75	PAINT FOR STREET DEPARTMENT	1/28/2022
13358	EQUIPMENTSHARE.COM INC			FULTON	MO	304904	501.91	articulating lift	1/28/2022
1801	E-Z RENTALS & SALES, INC.			CARLSBAD	NM	304541	479.98	leaf vacuums for department	1/7/2022
1801	E-Z RENTALS & SALES, INC.			CARLSBAD	NM	304541	29.60	trailer rental	1/7/2022
1801	E-Z RENTALS & SALES, INC.			CARLSBAD	NM	304541	142.56	chains for the chainsaw	1/7/2022
1801	E-Z RENTALS & SALES, INC.			CARLSBAD	NM	304668	134.40	stump grinder rental	1/14/2022
2255	FASTENAL COMPANY			WINONA	MN	304545	266.00	nuts for water service jobs pe	1/7/2022
2255	FASTENAL COMPANY			WINONA	MN	304786	444.00	bolts for water service jobs/s	1/20/2022
2359	FERGUSON WATERWORKS #3083			LOS ANGELES	CA	304546	237.40	Repair Water well @ DE	1/7/2022
2359	FERGUSON WATERWORKS #3083			LOS ANGELES	CA	304546	397.20	Repair mainline leak @ DE	1/7/2022
2359	FERGUSON WATERWORKS #3083			LOS ANGELES	CA	304672	11,400.00	PRESSURE MONITORING FIRE HYDRANTS/QUOTES IN SCAN F	1/14/2022
2359	FERGUSON WATERWORKS #3083			LOS ANGELES	CA	304672	7,572.83	LOW STOCK/BID BASED ON ETA	1/14/2022
2359	FERGUSON WATERWORKS #3083			LOS ANGELES	CA	304672	2,181.71	Restock inventory	1/14/2022
2359	FERGUSON WATERWORKS #3083			LOS ANGELES	CA	304672	936.18	Restock inventory	1/14/2022
2359	FERGUSON WATERWORKS #3083			LOS ANGELES	CA	304672	4,834.76	REPAIR ON ORTEGA/S OLIVE	1/14/2022
2359	FERGUSON WATERWORKS #3083			LOS ANGELES	CA	304672	504.51	Restock inventory	1/14/2022

VENDOR	NAME	NAME2	DBA	CITY	STATE	CHECK NO	INVOICE NET	INVOICE DESCRIPTION	CHECK DATE
2359	FERGUSON WATERWORKS #3083			LOS ANGELES	CA	304787	93.61	Restock inventory	1/20/2022
2359	FERGUSON WATERWORKS #3083			LOS ANGELES	CA	304787	1,965.29	Needed to install meters @ Wel	1/20/2022
2359	FERGUSON WATERWORKS #3083			LOS ANGELES	CA	304905	517.78	Need to install iHydrants	1/28/2022
2359	FERGUSON WATERWORKS #3083			LOS ANGELES	CA	305012	16.42	Restock inventory	1/31/2022
9981	FIRE SAFETY USA, INC			ROCHESTER	MN	305013	58.00	Pike Pole bracket for Fire Eng	1/31/2022
421	FIRST UNITED METHODIST CHURCH			CARLSBAD	NM	304906	5,000.00	Services for FY 2021-22	1/28/2022
2384	FLEETPRIDE			DALLAS	TX	304547	421.34	PARTS NEEDED TO REPAIR WATER #14094	1/7/2022
2480	FORREST TIRE CO., INC.			CARLSBAD	NM	305014	544.47	Tire Replacement Engine 4	1/31/2022
12960	GALLS LLC			CHICAGO	IL	304548	105.85	honor guard uniforms	1/7/2022
12960	GALLS LLC			CHICAGO	IL	304549	106.22	Uniforms for CPD Personnel FY 2021-2022	1/7/2022
12960	GALLS LLC			CHICAGO	IL	304549	306.00	Academy Uniforms for CPD emplo	1/7/2022
12960	GALLS LLC			CHICAGO	IL	304549	90.43	Uniforms for CPD Personnel FY 2021-2022	1/7/2022
12960	GALLS LLC			CHICAGO	IL	304549	55.30	Uniforms for CPD Personnel FY 2021-2022	1/7/2022
12960	GALLS LLC			CHICAGO	IL	304549	89.99	Uniforms for CPD Personnel FY 2021-2022	1/7/2022
12960	GALLS LLC			CHICAGO	IL	304549	138.55	Uniforms for CPD Personnel FY 2021-2022	1/7/2022
12960	GALLS LLC			CHICAGO	IL	304549	69.28	Uniforms for CPD Personnel FY 2021-2022	1/7/2022
12960	GALLS LLC			CHICAGO	IL	304549	58.47	Uniforms for CPD Personnel FY 2021-2022	1/7/2022
12960	GALLS LLC			CHICAGO	IL	304549	135.60	Uniforms for CPD Personnel FY 2021-2022	1/7/2022
12960	GALLS LLC			CHICAGO	IL	304549	69.35	Uniforms for CPD Personnel FY 2021-2022	1/7/2022
12960	GALLS LLC			CHICAGO	IL	304549	125.50	Uniforms for CPD Personnel FY 2021-2022	1/7/2022
12960	GALLS LLC			CHICAGO	IL	304549	251.02	Uniforms for CPD Personnel FY 2021-2022	1/7/2022
12960	GALLS LLC			CHICAGO	IL	304549	160.63	Uniforms for CPD Personnel FY 2021-2022	1/7/2022
12960	GALLS LLC			CHICAGO	IL	304549	90.92	Uniforms for CPD Personnel FY 2021-2022	1/7/2022
12960	GALLS LLC			CHICAGO	IL	304549	90.00	Uniforms for CPD Personnel FY 2021-2022	1/7/2022
12960	GALLS LLC			CHICAGO	IL	304549	191.07	Uniforms for CPD Personnel FY 2021-2022	1/7/2022
12960	GALLS LLC			CHICAGO	IL	304549	184.42	Uniforms for CPD Personnel FY 2021-2022	1/7/2022
12960	GALLS LLC			CHICAGO	IL	304549	89.69	Uniforms for CPD Personnel FY 2021-2022	1/7/2022
12960	GALLS LLC			CHICAGO	IL	304549	157.73	Uniforms for CPD Personnel FY 2021-2022	1/7/2022
12960	GALLS LLC			CHICAGO	IL	304549	199.61	Uniforms for CPD Personnel FY 2021-2022	1/7/2022
12960	GALLS LLC			CHICAGO	IL	304549	252.45	Uniforms for CPD Personnel FY 2021-2022	1/7/2022
12960	GALLS LLC			CHICAGO	IL	304549	155.86	Uniforms for CPD Personnel FY 2021-2022	1/7/2022
12960	GALLS LLC			CHICAGO	IL	304549	79.24	Uniforms for CPD Personnel FY 2021-2022	1/7/2022
12960	GALLS LLC			CHICAGO	IL	304549	125.72	Uniforms for CPD Personnel FY 2021-2022	1/7/2022
12960	GALLS LLC			CHICAGO	IL	304549	45.90	Uniforms for CPD Personnel FY 2021-2022	1/7/2022
12960	GALLS LLC			CHICAGO	IL	304549	77.52	Uniforms for CPD Personnel FY 2021-2022	1/7/2022
12960	GALLS LLC			CHICAGO	IL	304549	50.59	Uniforms for CPD Personnel FY 2021-2022	1/7/2022
12960	GALLS LLC			CHICAGO	IL	304549	122.53	Uniforms for CPD Personnel FY 2021-2022	1/7/2022
12960	GALLS LLC			CHICAGO	IL	304549	119.19	Uniforms for CPD Personnel FY 2021-2022	1/7/2022
12960	GALLS LLC			CHICAGO	IL	304549	168.44	Uniforms for CPD Personnel FY 2021-2022	1/7/2022
12960	GALLS LLC			CHICAGO	IL	304673	228.84	Uniforms for CPD Personnel FY 2021-2022	1/14/2022
12960	GALLS LLC			CHICAGO	IL	304673	45.49	Uniforms for CPD Personnel FY 2021-2022	1/14/2022
12960	GALLS LLC			CHICAGO	IL	304673	67.86	Uniforms for CPD Personnel FY 2021-2022	1/14/2022
12960	GALLS LLC			CHICAGO	IL	304673	207.85	Uniforms for CPD Personnel FY 2021-2022	1/14/2022

VENDOR	NAME	NAME2	DBA	CITY	STATE	CHECK NO	INVOICE NET	INVOICE DESCRIPTION	CHECK DATE
12960	GALLS LLC			CHICAGO	IL	304673	45.47	Uniforms for CPD Personnel FY 2021-2022	1/14/2022
12960	GALLS LLC			CHICAGO	IL	304673	35.71	Uniforms for CPD Personnel FY 2021-2022	1/14/2022
12960	GALLS LLC			CHICAGO	IL	304673	276.39	Uniforms for CPD Personnel FY 2021-2022	1/14/2022
12960	GALLS LLC			CHICAGO	IL	304673	50.98	Uniforms for CPD Personnel FY 2021-2022	1/14/2022
12960	GALLS LLC			CHICAGO	IL	304673	95.41	Uniforms for CPD Personnel FY 2021-2022	1/14/2022
12960	GALLS LLC			CHICAGO	IL	304673	77.26	Uniforms for CPD Personnel FY 2021-2022	1/14/2022
12960	GALLS LLC			CHICAGO	IL	304673	89.76	Uniforms for CPD Personnel FY 2021-2022	1/14/2022
12960	GALLS LLC			CHICAGO	IL	304673	24.45	Uniforms for CPD Personnel FY 2021-2022	1/14/2022
12960	GALLS LLC			CHICAGO	IL	304673	84.55	Boots for Fire Chief	1/14/2022
12960	GALLS LLC			CHICAGO	IL	304673	243.09	Uniforms for CPD Personnel FY 2021-2022	1/14/2022
12960	GALLS LLC			CHICAGO	IL	304673	93.28	Uniforms for CPD Personnel FY 2021-2022	1/14/2022
12960	GALLS LLC			CHICAGO	IL	304673	139.69	Uniforms for CPD Personnel FY 2021-2022	1/14/2022
12960	GALLS LLC			CHICAGO	IL	304673	154.43	Uniforms for CPD Personnel FY 2021-2022	1/14/2022
12960	GALLS LLC			CHICAGO	IL	304673	19.99	Uniforms for CPD Personnel FY 2021-2022	1/14/2022
12960	GALLS LLC			CHICAGO	IL	304673	381.73	Uniforms for CPD Personnel FY 2021-2022	1/14/2022
12960	GALLS LLC			CHICAGO	IL	304673	247.48	Uniforms for CPD Personnel FY 2021-2022	1/14/2022
12960	GALLS LLC			CHICAGO	IL	304673	175.00	Uniforms for CPD Personnel FY 2021-2022	1/14/2022
12960	GALLS LLC			CHICAGO	IL	304673	154.15	Uniforms for CPD Personnel FY 2021-2022	1/14/2022
12960	GALLS LLC			CHICAGO	IL	304673	67.85	Uniforms for CPD Personnel FY 2021-2022	1/14/2022
12960	GALLS LLC			CHICAGO	IL	304673	175.00	Uniforms for CPD Personnel FY 2021-2022	1/14/2022
12960	GALLS LLC			CHICAGO	IL	304673	77.07	Uniforms for CPD Personnel FY 2021-2022	1/14/2022
12960	GALLS LLC			CHICAGO	IL	304673	89.95	Uniforms for CPD Personnel FY 2021-2022	1/14/2022
12960	GALLS LLC			CHICAGO	IL	304673	(67.64)	Credit	1/14/2022
12960	GALLS LLC			CHICAGO	IL	304673	89.10	Uniforms for CPD Personnel FY 2021-2022	1/14/2022
12960	GALLS LLC			CHICAGO	IL	304673	45.82	Uniforms for CPD Personnel FY 2021-2022	1/14/2022
12960	GALLS LLC			CHICAGO	IL	304673	127.63	Uniforms for CPD Personnel FY 2021-2022	1/14/2022
12960	GALLS LLC			CHICAGO	IL	304673	79.39	Uniforms for CPD Personnel FY 2021-2022	1/14/2022
12960	GALLS LLC			CHICAGO	IL	304673	10.19	Uniforms for CPD Personnel FY 2021-2022	1/14/2022
12960	GALLS LLC			CHICAGO	IL	304673	45.49	Uniforms for CPD Personnel FY 2021-2022	1/14/2022
12960	GALLS LLC			CHICAGO	IL	304673	45.47	Uniforms for CPD Personnel FY 2021-2022	1/14/2022
12960	GALLS LLC			CHICAGO	IL	304673	45.47	Uniforms for CPD Personnel FY 2021-2022	1/14/2022
12960	GALLS LLC			CHICAGO	IL	304673	20.72	Uniforms for CPD Personnel FY 2021-2022	1/14/2022
12960	GALLS LLC			CHICAGO	IL	304673	10.19	Uniforms for CPD Personnel FY 2021-2022	1/14/2022
12960	GALLS LLC			CHICAGO	IL	304673	10.20	Uniforms for CPD Personnel FY 2021-2022	1/14/2022
12960	GALLS LLC			CHICAGO	IL	304673	113.77	Uniforms for CPD Personnel FY 2021-2022	1/14/2022
12960	GALLS LLC			CHICAGO	IL	304673	143.68	Uniforms for CPD Personnel FY 2021-2022	1/14/2022
12960	GALLS LLC			CHICAGO	IL	304673	10.19	Uniforms for CPD Personnel FY 2021-2022	1/14/2022
12960	GALLS LLC			CHICAGO	IL	304907	(65.50)	Uniforms	1/28/2022
12960	GALLS LLC			CHICAGO	IL	304907	(56.78)	Uniforms	1/28/2022
12960	GALLS LLC			CHICAGO	IL	304907	218.74	Uniforms for CPD Personnel FY 2021-2022	1/28/2022
12960	GALLS LLC			CHICAGO	IL	304907	164.15	Uniforms for CPD Personnel FY 2021-2022	1/28/2022
12960	GALLS LLC			CHICAGO	IL	304907	209.41	Uniforms for CPD Personnel FY 2021-2022	1/28/2022
12960	GALLS LLC			CHICAGO	IL	304907	231.12	Uniforms for CPD Personnel FY 2021-2022	1/28/2022

VENDOR	NAME	NAME2	DBA	CITY	STATE	CHECK NO	INVOICE NET	INVOICE DESCRIPTION	CHECK DATE
12960	GALLS LLC			CHICAGO	IL	304907	114.97	honor guard uniform items	1/28/2022
12960	GALLS LLC			CHICAGO	IL	304907	78.83	Uniforms for CPD Personnel FY 2021-2022	1/28/2022
12960	GALLS LLC			CHICAGO	IL	304907	312.76	Academy Uniforms - classroom attire	1/28/2022
12960	GALLS LLC			CHICAGO	IL	304907	215.16	Uniforms for CPD Personnel FY 2021-2022	1/28/2022
12960	GALLS LLC			CHICAGO	IL	304907	120.55	Uniforms for CPD Personnel FY 2021-2022	1/28/2022
12960	GALLS LLC			CHICAGO	IL	304907	137.73	Uniforms for CPD Personnel FY 2021-2022	1/28/2022
12960	GALLS LLC			CHICAGO	IL	304907	77.09	Uniforms for CPD Personnel FY 2021-2022	1/28/2022
12960	GALLS LLC			CHICAGO	IL	304907	90.96	Uniforms for CPD Personnel FY 2021-2022	1/28/2022
12960	GALLS LLC			CHICAGO	IL	304907	68.50	Uniforms for CPD Personnel FY 2021-2022	1/28/2022
12960	GALLS LLC			CHICAGO	IL	304907	64.00	Uniforms for CPD Personnel FY 2021-2022	1/28/2022
12960	GALLS LLC			CHICAGO	IL	305015	423.42	honor guard uniforms	1/31/2022
8928	GENERAL OPERATING FUND					403572	41,023.16	State tax	1/14/2022
8928	GENERAL OPERATING FUND					403618	37,508.90	State Tax	1/28/2022
2933	GRAINGER			KANSAS CITY	MO	304550	233.92	ball pein for unit 13231/jugs for svc units	1/7/2022
2933	GRAINGER			KANSAS CITY	MO	304550	546.14	Replacement led light bars for	1/7/2022
2933	GRAINGER			KANSAS CITY	MO	304550	686.40	Replacement floor jacks for garage dept.	1/7/2022
2933	GRAINGER			KANSAS CITY	MO	304550	353.01	Scanners for Pro Shop	1/7/2022
2933	GRAINGER			KANSAS CITY	MO	304550	157.09	Scanners for Pro Shop	1/7/2022
2933	GRAINGER			KANSAS CITY	MO	304674	20.92	replace hammer on unit 13232	1/14/2022
2933	GRAINGER			KANSAS CITY	MO	304674	83.12	boot drying rack for service c	1/14/2022
2933	GRAINGER			KANSAS CITY	MO	304674	120.84	brooms for various jobs	1/14/2022
2933	GRAINGER			KANSAS CITY	MO	304674	20.28	plastic stock for exhibit rise	1/14/2022
2933	GRAINGER			KANSAS CITY	MO	304674	17.63	hose for chipping hammer	1/14/2022
2933	GRAINGER			KANSAS CITY	MO	304674	81.63	plastic stock for exhibit rise	1/14/2022
2933	GRAINGER			KANSAS CITY	MO	304674	637.68	plastic stock for exhibit rise	1/14/2022
2933	GRAINGER			KANSAS CITY	MO	304674	86.16	use for cutting paper	1/14/2022
2933	GRAINGER			KANSAS CITY	MO	304674	299.75	SUPPLIES NEEDED FOR WELDING SH	1/14/2022
2933	GRAINGER			KANSAS CITY	MO	304674	32.80	SUPPLIES NEEDED FOR WELDING SH	1/14/2022
2933	GRAINGER			KANSAS CITY	MO	304674	58.51	SUPPLIES NEEDED FOR GARAGE SHO	1/14/2022
2933	GRAINGER			KANSAS CITY	MO	304674	35.16	CLAMPS NEEDED FOR GARAGE SHOP	1/14/2022
2933	GRAINGER			KANSAS CITY	MO	304788	8,085.12	fridges for pro shop	1/20/2022
2933	GRAINGER			KANSAS CITY	MO	304788	28.94	plastic stock for exhibit rise	1/20/2022
2933	GRAINGER			KANSAS CITY	MO	304908	192.10	Mechanic Supplies	1/28/2022
2933	GRAINGER			KANSAS CITY	MO	305016	288.49	Supplies needed for the light pole installations	1/31/2022
2933	GRAINGER			KANSAS CITY	MO	305016	132.60	Very low stock	1/31/2022
2933	GRAINGER			KANSAS CITY	MO	305016	116.84	Restock supplies	1/31/2022
2546	GREEN CLEAN WINDOW CLEANING	SHERRIE L BOSTON		CARLSBAD	NM	305017	269.11	Window Cleaning for CPD outside windows	1/31/2022
3030	HACH COMPANY			CHICAGO	IL	305018	650.35	Supplies needed in Lab for Com	1/31/2022
3050	HALL MACHINE			CARLSBAD	NM	304551	39.00	Hinges for San Jose plaza rest	1/7/2022
3050	HALL MACHINE			CARLSBAD	NM	304551	1,920.32	San Jose plaza restroom guards	1/7/2022
3050	HALL MACHINE			CARLSBAD	NM	304789	517.32	Materials for Splash pad lid c	1/20/2022
567	HARRELL'S LLC			LAKELAND	FL	304552	4,983.93	fertilizer, fungicides for greens for 2022	1/7/2022
567	HARRELL'S LLC			LAKELAND	FL	304552	15,769.15	fertilizer, fungicides for greens for 2022	1/7/2022

VENDOR	NAME	NAME2	DBA	CITY	STATE	CHECK NO	INVOICE NET	INVOICE DESCRIPTION	CHECK DATE
567	HARRELL'S LLC			LAKELAND	FL	305019	74.76	fertilizer, fungicides for greens for 2022	1/31/2022
11079	HEIL OF TEXAS	TEXAN WASTE EQUIPMENT INC		IRVING	TX	304909	975.10	motor for tube rack vacon truck	1/28/2022
3140	HELENA AGRI-ENTERPRISES			DALLAS	TX	304746	12,500.00	Ryegrass seed for tee boxes at golf course	1/18/2022
3140	HELENA AGRI-ENTERPRISES			DALLAS	TX	304790	2,435.00	Fertilizer for the Lake Carlsbad rec. area turf	1/20/2022
3159	HI LINE CO			DALLAS	TX	304553	239.50	Fusible link wire for #36	1/7/2022
11680	HINKLE + LANDERS, PC			ALBUQUERQUE	NM	304554	6,461.88	Audit Services FY 21/22	1/7/2022
258	HORTON LAW FIRM LLC			CARLSBAD	NM	304675	1,076.50	Annual purchase requisition fo	1/14/2022
13373	HOT SHOT SUPPLY			DENVER	CO	304910	2,138.00	BreakaWay kits for streetlights per J Corman	1/28/2022
10726	HUB INTL INS SVCS INC			DALLAS	TX	304555	185,490.00	Renewal of Excess Workers Comp Coverage	1/7/2022
799	HUTTON BROADCASTING LLC		KQBA,KVSF AM,KVSF FM,KLBU,KTRC AM,SFDC	SANTA FE	NM	304911	946.65	Yearly NM Magazine Ad	1/28/2022
799	HUTTON BROADCASTING LLC		KQBA,KVSF AM,KVSF FM,KLBU,KTRC AM,SFDC	SANTA FE	NM	304911	946.65	Yearly NM Magazine Ad	1/28/2022
3320	HYDRA-STOP LLC			BURR RIDGE	IL	304676	3,238.01	REPAIR ORTEGA_OLIVE/SOLE SOURC	1/14/2022
3401	IAFC-SOUTHWESTERN DIV			CHANTILLY	VA	305020	880.00	International Association of Fire Chiefs membershi	1/31/2022
8937	IBEW, LOCAL UNION #611			ALBUQUERQUE	NM	403573	293.30	Union dues	1/14/2022
8937	IBEW, LOCAL UNION #611			ALBUQUERQUE	NM	403573	1,368.38	2% fee	1/14/2022
3408	IDEXX DISTRIBUTION INC.			ATLANTA	GA	305021	2,506.60	Supplies and Reagents needed in the Lab	1/31/2022
3465	INGRAM LIBRARY SERVICES			ATLANTA	GA	304556	712.00	Books for adult fiction/nonfiction collection	1/7/2022
3465	INGRAM LIBRARY SERVICES			ATLANTA	GA	304556	(14.79)	Books for children's collection	1/7/2022
3465	INGRAM LIBRARY SERVICES			ATLANTA	GA	304556	865.59	Book for youth collection	1/7/2022
3465	INGRAM LIBRARY SERVICES			ATLANTA	GA	304677	75.83	Books for adult fiction/nonfiction collection	1/14/2022
3465	INGRAM LIBRARY SERVICES			ATLANTA	GA	304677	271.40	Book for youth collection	1/14/2022
3465	INGRAM LIBRARY SERVICES			ATLANTA	GA	304677	7.36	Book for youth collection	1/14/2022
3465	INGRAM LIBRARY SERVICES			ATLANTA	GA	304677	4.12	Books for children's collection	1/14/2022
3465	INGRAM LIBRARY SERVICES			ATLANTA	GA	304677	16.69	Books for adult fiction/nonfiction collection	1/14/2022
3465	INGRAM LIBRARY SERVICES			ATLANTA	GA	304791	337.54	Books for adult fiction/nonfic	1/20/2022
3465	INGRAM LIBRARY SERVICES			ATLANTA	GA	304912	56.82	Books for adult fiction/nonfic	1/28/2022
735	INSIGHT PUBLIC SECTOR			TEMPE	AZ	304557	1,377.62	Mini Keyboard, AIO, spare monitors	1/7/2022
735	INSIGHT PUBLIC SECTOR			TEMPE	AZ	304557	1,691.10	Exec Printer	1/7/2022
735	INSIGHT PUBLIC SECTOR			TEMPE	AZ	304557	(7.84)	Credit	1/7/2022
735	INSIGHT PUBLIC SECTOR			TEMPE	AZ	304678	53.40	Square to round adapter	1/14/2022
735	INSIGHT PUBLIC SECTOR			TEMPE	AZ	304678	1,018.56	Golf Pro Shop Materials	1/14/2022
735	INSIGHT PUBLIC SECTOR			TEMPE	AZ	304678	212.97	Council Surfaces	1/14/2022
735	INSIGHT PUBLIC SECTOR			TEMPE	AZ	304792	5,734.22	Supermicro Switch for IT	1/20/2022
735	INSIGHT PUBLIC SECTOR			TEMPE	AZ	304792	45.57	Golf Pro Shop Materials	1/20/2022
735	INSIGHT PUBLIC SECTOR			TEMPE	AZ	304913	810.28	Jump Drives and Storage Media	1/28/2022
735	INSIGHT PUBLIC SECTOR			TEMPE	AZ	304913	6,658.81	Synology for PD - Replace old one.	1/28/2022
735	INSIGHT PUBLIC SECTOR			TEMPE	AZ	305022	189.04	Surface Pros for new BLG Insp	1/31/2022
735	INSIGHT PUBLIC SECTOR			TEMPE	AZ	305022	3,803.22	Surface Pros for new BLG Insp	1/31/2022
3486	IN-SITU, INC.			FORT COLLINS	CO	305023	1,310.00	Monitoring Well 5A replacement	1/31/2022
3486	IN-SITU, INC.			FORT COLLINS	CO	305023	1,716.18	Replace cable at Well 5A	1/31/2022
10145	INTERNATIONAL BRONZE			FT MYERS	FL	305024	2,378.00	Plaques for Janell Whitlock Co	1/31/2022
3601	J & J PIPE & SUPPLY			CARLSBAD	NM	304558	726.84	Replacement irrigation parts f	1/7/2022
3601	J & J PIPE & SUPPLY			CARLSBAD	NM	305025	175.89	AIR LINE FOR A-1 SHOP	1/31/2022

VENDOR	NAME	NAME2	DBA	CITY	STATE	CHECK NO	INVOICE NET	INVOICE DESCRIPTION	CHECK DATE
3601	J & J PIPE & SUPPLY			CARLSBAD	NM	305025	560.21	RESTOCK PVC	1/31/2022
3601	J & J PIPE & SUPPLY			CARLSBAD	NM	305025	18.92	for customer service repairs	1/31/2022
3601	J & J PIPE & SUPPLY			CARLSBAD	NM	305025	18.87	repair cleanout per R Myers	1/31/2022
3601	J & J PIPE & SUPPLY			CARLSBAD	NM	305025	191.76	thread sealant for various ser	1/31/2022
541	J WAYNE BEVERS		CHAPARRAL CLAIMS & INVESTIGATIONS LLC	ROSWELL	NM	304530	576.69	Chaparral Claims Annual Requisition	1/7/2022
541	J WAYNE BEVERS		CHAPARRAL CLAIMS & INVESTIGATIONS LLC	ROSWELL	NM	304777	599.34	Chaparral Claims Annual Requisition	1/20/2022
541	J WAYNE BEVERS		CHAPARRAL CLAIMS & INVESTIGATIONS LLC	ROSWELL	NM	304885	598.47	Chaparral Claims Annual Requisition	1/28/2022
3665	JAMES COOKE & HOBSON INC			ALBUQUERQUE	NM	304559	7,589.00	spare pump for cascades	1/7/2022
3058	JAMES HAMILTON CONST. CO			SILVER CITY	NM	304560	1,710.21	screening base fill for first	1/7/2022
3058	JAMES HAMILTON CONST. CO			SILVER CITY	NM	304794	2,118.31	Base Fill	1/20/2022
3058	JAMES HAMILTON CONST. CO			SILVER CITY	NM	304914	2,238.41	MATERIALS FOR STREET DEPT	1/28/2022
3058	JAMES HAMILTON CONST. CO			SILVER CITY	NM	304914	1,763.43	BASE COURSE FOR BASKETBALL COU	1/28/2022
700	JAMESON LUCAS	OPEN MINDS AWAKE LLC	THE OMA AGENCY	CARLSBAD	NM	304590	1,891.17	museum website	1/7/2022
3685	JENX INC			CARLSBAD	NM	304915	83.65	replacement tile for public works flooring	1/28/2022
3729	JESSE PERRY		JO ANN'S TROPHIES	CARLSBAD	NM	304561	55.00	Yearly Citizen Plaques	1/7/2022
3729	JESSE PERRY		JO ANN'S TROPHIES	CARLSBAD	NM	304795	27.95	Rosewood Business Card Holder	1/20/2022
3729	JESSE PERRY		JO ANN'S TROPHIES	CARLSBAD	NM	304795	83.25	Yearly Citizen Plaques	1/20/2022
14024	JESSIE RODRIGUEZ			CARLSBAD	NM	304679	87.54	Travel to El Paso	1/14/2022
10498	JK AUTO & DIESEL LLC			CARLSBAD	NM	304680	125.00	Towing Services for CPD FY 2021-2022	1/14/2022
10498	JK AUTO & DIESEL LLC			CARLSBAD	NM	304916	120.00	Towing Services for CPD FY 2021-2022	1/28/2022
846	JOHN J PENNELL		TOTAL PRODUCTIONS	ROSWELL	NM	304984	2,415.00	lighting truss	1/28/2022
15966	JOHN SNEATHEN			CARLSBAD	NM	304562	128.80	Per Diem - HIDTA Commander Tra	1/7/2022
3767	JOHNSTONE SUPPLY			ALBUQUERQUE	NM	304917	1,125.60	Motor for HVAC	1/28/2022
566	JOSE E BENAVIDEZ	THE A-TEAM OPERATIONS LLC		LOVING	NM	304497	485.00	City Shirts for Construction D	1/7/2022
566	JOSE E BENAVIDEZ	THE A-TEAM OPERATIONS LLC		LOVING	NM	304750	460.50	Jackets and sweaters for new f	1/20/2022
13251	JOSHUA CALDER			CARLSBAD	NM	304681	42.41	Travel to El Paso	1/14/2022
976	JUAN COELLO			EL PASO	TX	304563	169.00	Per Diem - Psych Evaluation	1/7/2022
569	JULIE CHESTER		J CHESTER DESIGN LLC	LITHIA	FL	304793	200.00	Social Media Boosts for SW Dep	1/20/2022
569	JULIE CHESTER		J CHESTER DESIGN LLC	LITHIA	FL	304793	2,239.13	JChester Design - Social Media-City Promotion	1/20/2022
569	JULIE CHESTER		J CHESTER DESIGN LLC	LITHIA	FL	305026	150.00	Social Media Boosts for SW Dep	1/31/2022
3813	K W FUELS, INC.			HOBBS	NM	305027	3,160.00	Propane for tanks	1/31/2022
3818	KAM SECURITY & SOUND, INC			CARLSBAD	NM	304796	241.58	FY22 Monthly Alarm Monitoring for Avalon Ranch	1/20/2022
3818	KAM SECURITY & SOUND, INC			CARLSBAD	NM	304796	495.88	FY22 Alarm Monitoring for Civic Center	1/20/2022
3818	KAM SECURITY & SOUND, INC			CARLSBAD	NM	304796	483.17	Cavern Theatre Alarm Monitorin	1/20/2022
3818	KAM SECURITY & SOUND, INC			CARLSBAD	NM	304918	483.17	Monitoring the fire alarm syst	1/28/2022
3818	KAM SECURITY & SOUND, INC			CARLSBAD	NM	305028	483.17	YEARLY ALARM MONITORING 01-01-21 THRU 12-31-21	1/31/2022
3541	KARS LLC		CARLSBAD FORD LINCOLN	ROSWELL	NM	304771	139.95	Full Alignment for Transit unit # 35	1/20/2022
435	KATHLEEN DAVIS			CARLSBAD	NM	28961	425.00	Arts & Culture Survey Results	1/14/2022
513	KENNETH BERTIN			ROSWELL	NM	304919	2,500.00	PD building interior door deca	1/28/2022
304	KEYMAKE SOLUTIONS LLC		KEYMAKE SOLUTIONS	CARLSBAD	NM	304797	34.45	Additional keys for Facility Maintenance for Pate	1/20/2022
304	KEYMAKE SOLUTIONS LLC		KEYMAKE SOLUTIONS	CARLSBAD	NM	304920	34.45	Keys needed for new employees	1/28/2022
4011	LA TIENDA			CARLSBAD	NM	304682	17.94	FOOD AND SUPPLIES FOR CHRISTMA	1/14/2022
4011	LA TIENDA			CARLSBAD	NM	304682	98.78	Food for Advisory Board Christ	1/14/2022

VENDOR	NAME	NAME2	DBA	CITY	STATE	CHECK NO	INVOICE NET	INVOICE DESCRIPTION	CHECK DATE
4011	LA TIENDA			CARLSBAD	NM	304682	452.64	FOOD AND SUPPLIES FOR CHRISTMA	1/14/2022
959	LABORLAWCENTER LLC			SANTA ANA	CA	304922	748.75	Labor Law Posters for City Departments	1/28/2022
4260	LASCO CONSTRUCTION			HOBBS	NM	10120	62,616.48	Renovation of the San Jose Senior Center- Phase I	1/14/2022
4260	LASCO CONSTRUCTION			HOBBS	NM	304683	9,805.25	Renovation of the San Jose Senior Center- Phase I	1/14/2022
4310	LAWSON PRODUCTS INC			CHICAGO	IL	304565	467.86	SUPPLIES NEEDED FOR GARAGE SHO	1/7/2022
232	LIBRARICA LLC			DALLAS	TX	304566	297.00	Public computer management subscription	1/7/2022
4439	LIBRARY STORE, INC.			TREMONT	IL	305029	106.49	Library supplies	1/31/2022
4359	LIFE ASSIST INC			RANCHO CORDOVA	CA	304567	345.41	Annual Purchases for EMS Supplies	1/7/2022
4359	LIFE ASSIST INC			RANCHO CORDOVA	CA	304799	1,773.68	Annual Purchases for EMS Supplies	1/20/2022
4359	LIFE ASSIST INC			RANCHO CORDOVA	CA	304799	309.10	Annual Purchases for EMS Supplies	1/20/2022
4359	LIFE ASSIST INC			RANCHO CORDOVA	CA	305030	205.98	Annual Purchases for EMS Supplies	1/31/2022
4359	LIFE ASSIST INC			RANCHO CORDOVA	CA	305030	644.58	Annual Purchases for EMS Supplies	1/31/2022
10663	LMC SERVICES INC			CARLSBAD	NM	304800	1,652.36	ADA PORTABLE TOILET RENTAL FOR CHRISTMAS ON THE PE	1/20/2022
3875	LN CURTIS & SONS			WALNUT CREEK	CA	304923	20,612.25	ParaTech Rescue equipment for Heavy Rescue truck	1/28/2022
3875	LN CURTIS & SONS			WALNUT CREEK	CA	304923	625.71	K-12 rescue saw blades	1/28/2022
3875	LN CURTIS & SONS			WALNUT CREEK	CA	305031	1,755.80	SCBA mask and PPE gear bags	1/31/2022
10694	LOVING LOCKSMITH SERVICES			CARLSBAD	NM	304568	258.00	copy #6 key per R Myers	1/7/2022
11815	LOWE'S			ATLANTA	GA	304569	26.11	cord for dryer	1/7/2022
11815	LOWE'S			ATLANTA	GA	304569	56.35	Building Materials	1/7/2022
11815	LOWE'S			ATLANTA	GA	304569	213.83	cement for various service jobs	1/7/2022
11815	LOWE'S			ATLANTA	GA	304569	88.35	Cleaning supplies for Transit	1/7/2022
11815	LOWE'S			ATLANTA	GA	304684	42.74	Tires for PD dolly	1/14/2022
11815	LOWE'S			ATLANTA	GA	304684	441.15	tools	1/14/2022
11815	LOWE'S			ATLANTA	GA	304684	39.84	c batteries for lights and las	1/14/2022
11815	LOWE'S			ATLANTA	GA	304684	74.06	sealant for equipment tires pe	1/14/2022
11815	LOWE'S			ATLANTA	GA	304684	59.60	water softening salt for hvac	1/14/2022
11815	LOWE'S			ATLANTA	GA	304684	66.47	hand tools for Station 1	1/14/2022
11815	LOWE'S			ATLANTA	GA	304684	391.40	Vacuum for Station 1	1/14/2022
11815	LOWE'S			ATLANTA	GA	304684	169.86	Supplies	1/14/2022
11815	LOWE'S			ATLANTA	GA	304684	122.55	leaf blower for pro shop	1/14/2022
11815	LOWE'S			ATLANTA	GA	304684	97.12	Anchors for installing gates at the Plaza restroom	1/14/2022
11815	LOWE'S			ATLANTA	GA	304684	266.40	pallet of water	1/14/2022
11815	LOWE'S			ATLANTA	GA	304684	4.74	paint supplies for splash pad	1/14/2022
11815	LOWE'S			ATLANTA	GA	304684	170.05	Mini Fridge for CD Office	1/14/2022
11815	LOWE'S			ATLANTA	GA	304684	31.56	tape for various painting jobs	1/14/2022
11815	LOWE'S			ATLANTA	GA	304684	46.08	material to paint office per M Hernandez	1/14/2022
11815	LOWE'S			ATLANTA	GA	304684	39.23	foam and cleaner for well house per R Lopez	1/14/2022
11815	LOWE'S			ATLANTA	GA	304801	31.75	Building supplies	1/20/2022
11815	LOWE'S			ATLANTA	GA	304801	76.15	Range Targets	1/20/2022
11815	LOWE'S			ATLANTA	GA	304801	66.46	Tools needed to finish job in wellfield	1/20/2022
11815	LOWE'S			ATLANTA	GA	304801	76.80	DEF	1/20/2022
11815	LOWE'S			ATLANTA	GA	304801	76.80	DEF	1/20/2022
11815	LOWE'S			ATLANTA	GA	304801	76.80	DEF	1/20/2022

VENDOR	NAME	NAME2	DBA	CITY	STATE	CHECK NO	INVOICE NET	INVOICE DESCRIPTION	CHECK DATE
11815	LOWE'S			ATLANTA	GA	304801	79.14	paint supplies	1/20/2022
11815	LOWE'S			ATLANTA	GA	304924	151.05	Material and supplies for the Electrical dept	1/28/2022
11815	LOWE'S			ATLANTA	GA	304924	114.00	upcoming events for community	1/28/2022
11815	LOWE'S			ATLANTA	GA	304924	8.06	SUPPLIES NEEDED FOR CONSTRUCTI	1/28/2022
11815	LOWE'S			ATLANTA	GA	304924	312.55	Need to trim back trees @ DE WH	1/28/2022
11815	LOWE'S			ATLANTA	GA	304924	361.54	Batteries	1/28/2022
11815	LOWE'S			ATLANTA	GA	304924	481.55	Propane heater for pro shop	1/28/2022
11815	LOWE'S			ATLANTA	GA	304924	91.08	facility improvements	1/28/2022
11815	LOWE'S			ATLANTA	GA	304924	751.80	Material and Supplies for Community Service Dept.	1/28/2022
11815	LOWE'S			ATLANTA	GA	304924	884.74	rakes and shovels	1/28/2022
11815	LOWE'S			ATLANTA	GA	304924	370.99	maintenance materials	1/28/2022
11815	LOWE'S			ATLANTA	GA	305032	584.21	Maintenance supplies for Sport	1/31/2022
14032	LUPE ORNELAS			CARLSBAD	NM	304925	181.65	Per Diem - Applicator's License Test	1/28/2022
4731	MAIL SERVICE CENTER	EUGENE SANTO		CARLSBAD	NM	304685	142.98	Postage Fees/Mail Services for CPD FY 2021-2022	1/14/2022
346	MALLORY SAFETY & SUPPLY LLC			LONGVIEW	WA	304570	1,502.20	see 3 quotes. SRT wmb	1/7/2022
861	MARJANOVIC LAW LLC			ALBUQUERQUE	NM	304686	1,078.65	Court Appointed Attorney	1/14/2022
12649	MASEK ROCKY MTN GOLF CARS			ALBUQUERQUE	NM	304687	200.62	knuckle arms for rental carts	1/14/2022
4779	MASTER LUBE INC			CARLSBAD	NM	304688	102.96	Eng./Projects Vehicle Services July 2021-June 2022	1/14/2022
4779	MASTER LUBE INC			CARLSBAD	NM	304688	62.96	PERD Vehicle Maintenance July 2021-June 2022	1/14/2022
4779	MASTER LUBE INC			CARLSBAD	NM	304802	92.96	PERD Vehicle Maintenance July 2021-June 2022	1/20/2022
4779	MASTER LUBE INC			CARLSBAD	NM	304926	104.46	Eng./Projects Vehicle Services July 2021-June 2022	1/28/2022
4779	MASTER LUBE INC			CARLSBAD	NM	305033	56.19	Eng./Projects Vehicle Services July 2021-June 2022	1/31/2022
4759	MCCOYS LUMBER			CARLSBAD	NM	304689	1,385.60	Mat for Concrete pad	1/14/2022
4759	MCCOYS LUMBER			CARLSBAD	NM	304689	361.46	lumber	1/14/2022
4759	MCCOYS LUMBER			CARLSBAD	NM	304803	128.46	material needed for basketball court concrete	1/20/2022
4759	MCCOYS LUMBER			CARLSBAD	NM	304803	387.46	plywood	1/20/2022
4759	MCCOYS LUMBER			CARLSBAD	NM	305034	65.02	To repair water lines for Park	1/31/2022
584	MELISSA L ESTRADA			CARLSBAD	NM	304571	500.00	Trash Pick-Up Not to Exceed $500	1/7/2022
340	MELISSA PHILLIPS			CARLSBAD	NM	304804	40.00	Travel to Las Cruces	1/20/2022
11928	MERCURY MEDICAL	MERCURY ENTERPRISES INC		CLEARWATER	FL	304690	815.00	Airtraq Intubation Supplies (EMS)	1/14/2022
10061	METAL SHOP LIVE			CARLSBAD	NM	304572	7,435.51	Metal Shop Live Promotional Expense	1/7/2022
893	MH5500 LLC		BATTERIES PLUS 853	CARLSBAD	NM	304573	239.97	BOAT BATTERY MAINTAINER	1/7/2022
893	MH5500 LLC		BATTERIES PLUS 853	CARLSBAD	NM	304574	539.97	RESTOCK FOR F/D(TH)	1/7/2022
893	MH5500 LLC		BATTERIES PLUS 853	CARLSBAD	NM	304574	1,254.93	RESTOCK FOR F/D -P/D(TH)	1/7/2022
893	MH5500 LLC		BATTERIES PLUS 853	CARLSBAD	NM	304574	113.76	Restock Batteries	1/7/2022
12486	MICHELE ROBERTSON			CARLSBAD	NM	28962	265.00	Labels Creation & ACD Survey D	1/14/2022
4869	MIDWEST TAPE			HOLLAND	OH	304575	239.93	DVDs for adult circulating collection	1/7/2022
4869	MIDWEST TAPE			HOLLAND	OH	304691	14.99	DVDs for adult circulating collection	1/14/2022
4869	MIDWEST TAPE			HOLLAND	OH	304691	115.66	DVD movies for children's coll	1/14/2022
4869	MIDWEST TAPE			HOLLAND	OH	304691	448.20	DVD movies for children's coll	1/14/2022
4869	MIDWEST TAPE			HOLLAND	OH	304691	114.70	DVDs for adult circulating collection	1/14/2022
4869	MIDWEST TAPE			HOLLAND	OH	304927	61.43	DVD movies for children's coll	1/28/2022
4869	MIDWEST TAPE			HOLLAND	OH	305035	28.49	DVDs for adult circulating collection	1/31/2022

VENDOR	NAME	NAME2	DBA	CITY	STATE	CHECK NO	INVOICE NET	INVOICE DESCRIPTION	CHECK DATE
4869	MIDWEST TAPE			HOLLAND	OH	305035	27.72	DVD movies for children's coll	1/31/2022
5218	MILLER ENGINEERS INC		DBA SOUDER, MILLER & ASSOCIATES	ALBUQUERQUE	NM	304805	2,389.74	Cherry Lane Construction Services amendment #3	1/20/2022
5218	MILLER ENGINEERS INC		DBA SOUDER, MILLER & ASSOCIATES	ALBUQUERQUE	NM	304805	1,854.95	Engineering work Water System ERP	1/20/2022
5218	MILLER ENGINEERS INC		DBA SOUDER, MILLER & ASSOCIATES	ALBUQUERQUE	NM	304805	2,087.32	Sewer Engineering work East Rose Street	1/20/2022
5218	MILLER ENGINEERS INC		DBA SOUDER, MILLER & ASSOCIATES	ALBUQUERQUE	NM	304805	4,781.12	Water system hyd model update and system analysis.	1/20/2022
5218	MILLER ENGINEERS INC		DBA SOUDER, MILLER & ASSOCIATES	ALBUQUERQUE	NM	304805	2,250.87	WWTP Capacity Study	1/20/2022
5218	MILLER ENGINEERS INC		DBA SOUDER, MILLER & ASSOCIATES	ALBUQUERQUE	NM	304928	3,009.78	Engineering for water line replacement Hidalgo Roa	1/28/2022
5218	MILLER ENGINEERS INC		DBA SOUDER, MILLER & ASSOCIATES	ALBUQUERQUE	NM	304928	2,206.74	Engineering work for Blodget waterline relocation	1/28/2022
5218	MILLER ENGINEERS INC		DBA SOUDER, MILLER & ASSOCIATES	ALBUQUERQUE	NM	304928	15,215.74	Water line valve installation engineering work	1/28/2022
5218	MILLER ENGINEERS INC		DBA SOUDER, MILLER & ASSOCIATES	ALBUQUERQUE	NM	304928	9,157.12	Engineering work for NPH sewer extension	1/28/2022
5218	MILLER ENGINEERS INC		DBA SOUDER, MILLER & ASSOCIATES	ALBUQUERQUE	NM	304928	7,320.99	Design work Orchard Lane Sewer	1/28/2022
5218	MILLER ENGINEERS INC		DBA SOUDER, MILLER & ASSOCIATES	ALBUQUERQUE	NM	304928	4,456.60	Engineering work for Blodget waterline relocation	1/28/2022
5218	MILLER ENGINEERS INC		DBA SOUDER, MILLER & ASSOCIATES	ALBUQUERQUE	NM	305036	907.88	Cherry Lane Sewer Engineering Work	1/31/2022
4872	MINE SUPPLY	A DIVISION OF PURVIS IND.		DALLAS	TX	304576	140.87	washers and nuts and bolts to	1/7/2022
4872	MINE SUPPLY	A DIVISION OF PURVIS IND.		DALLAS	TX	304806	232.93	REPLACEMENT HOSES, ORINGS, FITTINGS FOR SW TRUCKS	1/20/2022
4872	MINE SUPPLY	A DIVISION OF PURVIS IND.		DALLAS	TX	304929	110.22	REPLACEMENT HOSES, ORINGS, FITTINGS FOR SW TRUCKS	1/28/2022
4872	MINE SUPPLY	A DIVISION OF PURVIS IND.		DALLAS	TX	304929	504.53	Wire rope and crosby clamps for sweeper wash pad	1/28/2022
4872	MINE SUPPLY	A DIVISION OF PURVIS IND.		DALLAS	TX	304929	83.69	REPLACEMENT HOSES, ORINGS, FITTINGS FOR SW TRUCKS	1/28/2022
4872	MINE SUPPLY	A DIVISION OF PURVIS IND.		DALLAS	TX	304929	3.33	REPLACEMENT HOSES, ORINGS, FITTINGS FOR SW TRUCKS	1/28/2022
388	MISSION COMMUNICATIONS LLC			NORCROSS	GA	304577	1,126.80	EST YRLY 7/21 TO 6/22 WIRELESS MONITOR WATER SYSTE	1/7/2022
388	MISSION COMMUNICATIONS LLC			NORCROSS	GA	304930	1,042.20	EST YRLY 7/21 TO 6/22 WIRELESS MONITOR LIFT STATIO	1/28/2022
10647	MOBILE SAFETY & CONSULT			CARLSBAD	NM	304692	107.56	PPE for employees	1/14/2022
4905	MODRALL SPERLING, ROEHL	HARRIS & SISK, PA		ALBUQUERQUE	NM	304931	2,853.29	Annual Purchase Requisition for WR/SG	1/28/2022
9450	MOLZEN-CORBIN & ASSOC,INC			ALBUQUERQUE	NM	304807	6,354.28	Architectural Support & Grant Assistance	1/20/2022
9450	MOLZEN-CORBIN & ASSOC,INC			ALBUQUERQUE	NM	304932	1,270.22	Grant application work BOR funding	1/28/2022
9450	MOLZEN-CORBIN & ASSOC,INC			ALBUQUERQUE	NM	304932	3,178.55	Architectural Support & Grant Assistance	1/28/2022
9450	MOLZEN-CORBIN & ASSOC,INC			ALBUQUERQUE	NM	304932	2,699.35	Architectural Support & Grant Assistance	1/28/2022
9450	MOLZEN-CORBIN & ASSOC,INC			ALBUQUERQUE	NM	304932	145.32	Grant application work BOR funding	1/28/2022
670	MONTGOMERY & ANDREWS, P.A.			SANTA FE	NM	304693	4,879.69	ELEA Legislative Services	1/14/2022
4917	MORALES UPHOLSTERY	JESUS & RUTH MORALES		CARLSBAD	NM	304578	513.72	seat repair ww 13121	1/7/2022
4935	MORRISON SUPPLY			DALLAS	TX	304579	154.37	A-1 heater vent	1/7/2022
4935	MORRISON SUPPLY			DALLAS	TX	304579	7.30	PART NEEDED TO REPAIR AC GARAG	1/7/2022
4935	MORRISON SUPPLY			DALLAS	TX	304579	296.23	hvac parts	1/7/2022
4935	MORRISON SUPPLY			DALLAS	TX	304579	143.44	Flame Sensor for Water Heater	1/7/2022
4935	MORRISON SUPPLY			DALLAS	TX	304695	259.28	pd building ac condensation pimps, franklin 115v,	1/14/2022
4935	MORRISON SUPPLY			DALLAS	TX	304695	58.10	Part for PRV	1/14/2022
4935	MORRISON SUPPLY			DALLAS	TX	304695	4.09	Part for SJSRC	1/14/2022
4935	MORRISON SUPPLY			DALLAS	TX	304695	11.36	for dryer vent	1/14/2022
4935	MORRISON SUPPLY			DALLAS	TX	304808	84.53	Fire Department AC filters	1/20/2022
4935	MORRISON SUPPLY			DALLAS	TX	304808	124.38	Plumbing Part for PRV	1/20/2022
4935	MORRISON SUPPLY			DALLAS	TX	305037	377.92	parts for public bathrooms	1/31/2022
4925	MSC INDUSTRIAL SUPPLY CO.			ST. LOUIS	MO	304580	1,026.55	Supplies for the warehouse	1/7/2022
4925	MSC INDUSTRIAL SUPPLY CO.			ST. LOUIS	MO	305038	78.32	Soap refills for dispenser	1/31/2022

VENDOR	NAME	NAME2	DBA	CITY	STATE	CHECK NO	INVOICE NET	INVOICE DESCRIPTION	CHECK DATE
4925	MSC INDUSTRIAL SUPPLY CO.			ST. LOUIS	MO	305038	361.71	Supplies for various Depts	1/31/2022
5424	MUNICIPAL EMERGENCY SRVC			SOUTHBURY	CT	304696	3,615.36	annual SCBA pack testing per NFPA 1500	1/14/2022
5424	MUNICIPAL EMERGENCY SRVC			SOUTHBURY	CT	304697	3,518.94	Thermal imaging camera	1/14/2022
5424	MUNICIPAL EMERGENCY SRVC			SOUTHBURY	CT	304697	1,625.00	Firefighting face masks for use with SCBA	1/14/2022
5424	MUNICIPAL EMERGENCY SRVC			SOUTHBURY	CT	305039	1,625.00	Firefighting face masks for us	1/31/2022
1022	MUSEUM STUDY LLC			MINNEAPOLIS	MN	304581	400.00	collections housekeeping onlin	1/7/2022
4997	MYRON CORP			BALTIMORE	MD	304582	1,000.00	HHWC Event give-a-ways	1/7/2022
12706	MYSTERY RANCH LTD			BOZEMAN	MT	304933	1,140.00	Wildland EMS Supplies	1/28/2022
12706	MYSTERY RANCH LTD			BOZEMAN	MT	305040	251.80	Wildland EMS Supplies	1/31/2022
12913	N7 TACTICAL TRAINING LLC			CARLSBAD	NM	304698	1,500.00	Basic SWAT class	1/14/2022
12913	N7 TACTICAL TRAINING LLC			CARLSBAD	NM	304809	2,400.00	Simunition Ammo	1/20/2022
5376	NEUMARK IRRIGATION	SOLSBURY HILL LLC		ALBUQUERQUE	NM	304810	418.55	Replacement irrigation parts f	1/20/2022
5376	NEUMARK IRRIGATION	SOLSBURY HILL LLC		ALBUQUERQUE	NM	304810	1,514.78	Replacement irrigation parts f	1/20/2022
5376	NEUMARK IRRIGATION	SOLSBURY HILL LLC		ALBUQUERQUE	NM	304934	2,369.34	Replacement irrigation parts	1/28/2022
5810	NEW MEXICO GAS CO. INC.			ALBUQUERQUE	NM	304699	219.28	Gas Service for All Stations July 21-June 22	1/14/2022
5810	NEW MEXICO GAS CO. INC.			ALBUQUERQUE	NM	304699	6,657.59	FY 2022 Gas service for RRC	1/14/2022
5483	NEW MEXICO MAGAZINE			SANTA FE	NM	304584	3,447.00	New Mexico Magazine	1/7/2022
5483	NEW MEXICO MAGAZINE			SANTA FE	NM	304584	1,292.00	advertising in New Mexico Magazine 2021-22	1/7/2022
11109	NEXSTAR BROADCASTING, INC		KRQE, NRQE, KBIM, KREZ	ALBUQUERQUE	NM	304921	1,512.41	Mayor's Energy Summit AD	1/28/2022
5551	NICHOLS PRINTING, INC.			CARLSBAD	NM	304585	590.00	Golf cart stickers for 2022	1/7/2022
5551	NICHOLS PRINTING, INC.			CARLSBAD	NM	304585	45.00	BUSINESS CARDS FOR GARAGE CLER	1/7/2022
5551	NICHOLS PRINTING, INC.			CARLSBAD	NM	304585	896.00	Manifest Books	1/7/2022
5551	NICHOLS PRINTING, INC.			CARLSBAD	NM	304700	278.00	Business Cards for CPD Employees	1/14/2022
5551	NICHOLS PRINTING, INC.			CARLSBAD	NM	304935	90.00	Councilor Karla Niemeier/Jeff	1/28/2022
5551	NICHOLS PRINTING, INC.			CARLSBAD	NM	305041	125.00	Card Envelopes	1/31/2022
1010	NICK SULLIVAN			CARLSBAD	NM	304936	745.00	Per Diem - Bldg Inspector I	1/28/2022
8953	NM CHILD SUPPORT	ENFORCEMENT DIVISION		ALBUQUERQUE	NM	403574	121.85	191164	1/14/2022
8953	NM CHILD SUPPORT	ENFORCEMENT DIVISION		ALBUQUERQUE	NM	403574	245.88	333009	1/14/2022
8953	NM CHILD SUPPORT	ENFORCEMENT DIVISION		ALBUQUERQUE	NM	403574	167.19	201311	1/14/2022
8953	NM CHILD SUPPORT	ENFORCEMENT DIVISION		ALBUQUERQUE	NM	403574	204.46	395691	1/14/2022
8953	NM CHILD SUPPORT	ENFORCEMENT DIVISION		ALBUQUERQUE	NM	403574	44.77	256156	1/14/2022
8953	NM CHILD SUPPORT	ENFORCEMENT DIVISION		ALBUQUERQUE	NM	403574	167.54	414821	1/14/2022
8953	NM CHILD SUPPORT	ENFORCEMENT DIVISION		ALBUQUERQUE	NM	403574	184.62	32680	1/14/2022
8953	NM CHILD SUPPORT	ENFORCEMENT DIVISION		ALBUQUERQUE	NM	403574	144.46	155648	1/14/2022
8953	NM CHILD SUPPORT	ENFORCEMENT DIVISION		ALBUQUERQUE	NM	403574	95.54	178425	1/14/2022
8953	NM CHILD SUPPORT	ENFORCEMENT DIVISION		ALBUQUERQUE	NM	403574	107.08	268617	1/14/2022
8953	NM CHILD SUPPORT	ENFORCEMENT DIVISION		ALBUQUERQUE	NM	403619	121.85	191164	1/28/2022
8953	NM CHILD SUPPORT	ENFORCEMENT DIVISION		ALBUQUERQUE	NM	403619	245.88	333009	1/28/2022
8953	NM CHILD SUPPORT	ENFORCEMENT DIVISION		ALBUQUERQUE	NM	403619	167.19	201311	1/28/2022
8953	NM CHILD SUPPORT	ENFORCEMENT DIVISION		ALBUQUERQUE	NM	403619	204.46	395691	1/28/2022
8953	NM CHILD SUPPORT	ENFORCEMENT DIVISION		ALBUQUERQUE	NM	403619	44.77	256156	1/28/2022
8953	NM CHILD SUPPORT	ENFORCEMENT DIVISION		ALBUQUERQUE	NM	403619	107.08	268617	1/28/2022
8953	NM CHILD SUPPORT	ENFORCEMENT DIVISION		ALBUQUERQUE	NM	403619	167.54	414821	1/28/2022

VENDOR	NAME	NAME2	DBA	CITY	STATE	CHECK NO	INVOICE NET	INVOICE DESCRIPTION	CHECK DATE
8953	NM CHILD SUPPORT	ENFORCEMENT DIVISION		ALBUQUERQUE	NM	403619	184.62	32680	1/28/2022
8953	NM CHILD SUPPORT	ENFORCEMENT DIVISION		ALBUQUERQUE	NM	403619	144.46	155648	1/28/2022
8953	NM CHILD SUPPORT	ENFORCEMENT DIVISION		ALBUQUERQUE	NM	403619	95.54	178425	1/28/2022
5471	NM FLOODPLAIN MANAGERS ASSOC			ROSWELL	NM	304701	35.00	NM Floodplain Managers Association	1/14/2022
5484	NM LIBRARY ASSOCIATION			ALBUQUERQUE	NM	304702	60.00	New Mexico State Library Assoc	1/14/2022
5489	NM MUNICIPAL CLERKS AND	FINANCE OFFICERS ASSN.		SANTA FE	NM	304703	60.00	Annual Dues for Nadine Mireles REF member #18790	1/14/2022
5536	NM ONE CALL SYSTEMS INC		DBA NEW MEXICO 811	ALBUQUERQUE	NM	305042	2,430.00	EST YEARLY ONE CALL SYSTEM 7-2021-6-2022	1/31/2022
8955	NM RETIREE HEALTH CARE			ALBUQUERQUE	NM	403575	35,333.80	RHCA	1/14/2022
8955	NM RETIREE HEALTH CARE			ALBUQUERQUE	NM	403620	35,064.76	RHCA	1/28/2022
5584	NM SELF INSURERS FUND	FUND HEADQUARTERS		SANTA FE	NM	304937	29,382.48	Reimbursement of Liability Plan Deductibles	1/28/2022
5555	NMWWA			ESPANOLA	NM	304811	159.00	NM WWA Dues for 2022	1/20/2022
5546	NOAH'S ARK, INC.			CARLSBAD	NM	304938	23,224.11	Shelter Maintenance & Mgmt Spay Neuter FY 2021-202	1/28/2022
13398	NORTHERN TOOL & EQUIPMENT	CATALOG HOLDINGS INC		BURNSVILLE	MN	304704	659.99	STATION 6 COMPRESSOR	1/14/2022
13398	NORTHERN TOOL & EQUIPMENT	CATALOG HOLDINGS INC		BURNSVILLE	MN	305043	573.00	Replacement tools	1/31/2022
565	NUMERICALLY AUTOMATED CUTTING	SYSTEMS LLC	SHOPSABRE	LAKEVILLE	MN	304976	539.50	Replacement bearings and greas	1/28/2022
5639	OFFICE DEPOT INC.			DALLAS	TX	304705	(79.99)	Credit	1/14/2022
5639	OFFICE DEPOT INC.			DALLAS	TX	304705	(79.99)	Credit	1/14/2022
5639	OFFICE DEPOT INC.			DALLAS	TX	304705	32.72	Office Supplies	1/14/2022
5639	OFFICE DEPOT INC.			DALLAS	TX	304705	54.56	Office Supplies	1/14/2022
5639	OFFICE DEPOT INC.			DALLAS	TX	304705	42.18	Office Supplies	1/14/2022
5639	OFFICE DEPOT INC.			DALLAS	TX	304705	438.89	Office Supplies	1/14/2022
5639	OFFICE DEPOT INC.			DALLAS	TX	304705	52.98	Office Supplies	1/14/2022
5639	OFFICE DEPOT INC.			DALLAS	TX	304705	389.38	Office Supplies	1/14/2022
5639	OFFICE DEPOT INC.			DALLAS	TX	304705	23.09	Office Supplies for Parks Superintendent office	1/14/2022
5639	OFFICE DEPOT INC.			DALLAS	TX	304705	88.57	Office Supplies for Parks Superintendent office	1/14/2022
5639	OFFICE DEPOT INC.			DALLAS	TX	304812	17.99	office supplies	1/20/2022
5639	OFFICE DEPOT INC.			DALLAS	TX	304812	146.96	office supplies	1/20/2022
5639	OFFICE DEPOT INC.			DALLAS	TX	304812	62.58	Calendars for WWTP	1/20/2022
5639	OFFICE DEPOT INC.			DALLAS	TX	304939	103.99	office supplies	1/28/2022
5639	OFFICE DEPOT INC.			DALLAS	TX	304939	269.99	office supplies	1/28/2022
5639	OFFICE DEPOT INC.			DALLAS	TX	305044	890.20	OFFICE SUPPLIES FOR THE SOLID	1/31/2022
5639	OFFICE DEPOT INC.			DALLAS	TX	305044	1,243.16	OFFICE SUPPLIES FOR THE SOLID	1/31/2022
5639	OFFICE DEPOT INC.			DALLAS	TX	305044	75.99	copier paper	1/31/2022
11659	OHIO CHILD SUPPORT PYMT	CENTRAL		COLUMBUS	OH	403576	328.47	#7066297974	1/14/2022
11659	OHIO CHILD SUPPORT PYMT	CENTRAL		COLUMBUS	OH	403621	328.47	#7066297974	1/28/2022
9999	ONE TIME					304586	50.00	Deposit Refund	1/7/2022
9999	ONE TIME					304587	50.00	Deposit Refund	1/7/2022
9999	ONE TIME					304588	50.00	Deposit Refund	1/7/2022
9999	ONE TIME					304589	50.00	Deposit Refund	1/7/2022
9999	ONE TIME					304706	942.36	Damage to 2010 Mini Cooper	1/14/2022
9999	ONE TIME					304940	50.00	Deposit Refund	1/28/2022
9999	ONE TIME					304941	50.00	Deposit Refund	1/28/2022
9999	ONE TIME					304942	50.00	Deposit Refund	1/28/2022

VENDOR	NAME	NAME2	DBA	CITY	STATE	CHECK NO	INVOICE NET	INVOICE DESCRIPTION	CHECK DATE
9999	ONE TIME					304943	50.00	Deposit Refund	1/28/2022
9999	ONE TIME					304944	50.00	Deposit Refund	1/28/2022
9999	ONE TIME					304945	100.00	Cancelled Event	1/28/2022
9999	ONE TIME					304946	5.00	DVD Case	1/28/2022
9999	ONE TIME					304947	100.00	Event Cancelled	1/28/2022
9999	ONE TIME					304948	50.00	Deposit Refund	1/28/2022
9999	ONE TIME					304949	100.00	Deposit Refunds	1/28/2022
9999	ONE TIME					304950	50.00	Deposit Refund	1/28/2022
9999	ONE TIME					304951	150.00	Cancelled Event Refund	1/28/2022
9999	ONE TIME					304952	50.00	Deposit Refund	1/28/2022
9999	ONE TIME					304954	50.00	Deposit Refund	1/28/2022
9999	ONE TIME					304955	50.00	Deposit Refund	1/28/2022
9999	ONE TIME					304956	50.00	Deposit Refund	1/28/2022
9999	ONE TIME					304957	275.00	Deposit Refund	1/28/2022
9999	ONE TIME					304958	50.00	Deposit Refund	1/28/2022
5668	OREILLY AUTO/FIRST CALL			SPRINGFIELD	MO	304707	270.26	Filters for PD/FD DM	1/14/2022
5668	OREILLY AUTO/FIRST CALL			SPRINGFIELD	MO	304959	248.09	Equipment maintenance supplies	1/28/2022
5668	OREILLY AUTO/FIRST CALL			SPRINGFIELD	MO	304959	119.76	berryman b-12	1/28/2022
5693	ORIENTAL TRADING CO			DES MOINES	IA	304591	227.97	upcoming christmas community e	1/7/2022
5693	ORIENTAL TRADING CO			DES MOINES	IA	304708	515.22	upcoming events for community	1/14/2022
3017	ORLANDO GARZA		GUADALUPE PEST CONTROL	CARLSBAD	NM	304592	34,893.39	Groundskeeping& open/closegraves 7/2021 thru 6/202	1/7/2022
16080	OTIS WATER USERS CO-OP			CARLSBAD	NM	304593	232.31	Water services for Sunset July, 2021 thru June 202	1/7/2022
10714	PASTPERFECT SOFTWARE INC			EXTON	PA	304709	380.00	FY21-22 annual sub to pastperf	1/14/2022
10714	PASTPERFECT SOFTWARE INC			EXTON	PA	305045	380.00	FY21-22 annual sub to pastperf	1/31/2022
5862	PECOS VALLEY EQUIPMENT CO			ARTESIA	NM	304594	59.98	Repair E170 Lawn Mower	1/7/2022
5862	PECOS VALLEY EQUIPMENT CO			ARTESIA	NM	304594	(41.98)	Belt Credit	1/7/2022
6924	PERFECT DESIGNS, LLC	TIFFANY SHIRLEY		CARLSBAD	NM	304595	508.09	Court uniforms	1/7/2022
5882	PETES EQUIPMENT REPAIR, INC			ALBUQUERQUE	NM	304813	307.15	Replacement exhaust pressure s	1/20/2022
5882	PETES EQUIPMENT REPAIR, INC			ALBUQUERQUE	NM	304813	160.44	Replacement door handle assemb	1/20/2022
5882	PETES EQUIPMENT REPAIR, INC			ALBUQUERQUE	NM	304960	194.88	Replacement spray nozzles for	1/28/2022
68	PETSENSE			CARLSBAD	NM	304710	239.94	Dog Food for CPD's 3 K9's	1/14/2022
11872	PICO PROPANE AND FUELS			CARLSBAD	NM	304711	574.00	Propane for Admin building	1/14/2022
11872	PICO PROPANE AND FUELS			CARLSBAD	NM	304711	4,455.00	Propane for tanks	1/14/2022
11872	PICO PROPANE AND FUELS			CARLSBAD	NM	305046	1,255.91	dyed diesel fuel for equipment	1/31/2022
5938	PITNEY BOWES GLOBAL FINANCIAL SERVICES LLC			PITTSBURGH	PA	304596	877.71	Annual Postage Machine FY 21/22	1/7/2022
5950	PLAINS WELDING SUPPLY,INC			CARLSBAD	NM	304712	53.00	Oxygen Delivery July 21-June 22	1/14/2022
5950	PLAINS WELDING SUPPLY,INC			CARLSBAD	NM	304712	53.00	Oxygen Delivery July 21-June 22	1/14/2022
5950	PLAINS WELDING SUPPLY,INC			CARLSBAD	NM	304712	163.50	SAW BLADES(TH)F/D	1/14/2022
5950	PLAINS WELDING SUPPLY,INC			CARLSBAD	NM	304712	405.54	MATERIAL NEEDED FOR WELDING SHOP	1/14/2022
5950	PLAINS WELDING SUPPLY,INC			CARLSBAD	NM	304712	1,054.00	MATERIAL NEEDED FOR WELDING SHOP	1/14/2022
5950	PLAINS WELDING SUPPLY,INC			CARLSBAD	NM	304712	77.00	Oxygen Delivery July 21-June 22	1/14/2022
5950	PLAINS WELDING SUPPLY,INC			CARLSBAD	NM	304814	73.15	Replacement c02 guage for weld	1/20/2022
5950	PLAINS WELDING SUPPLY,INC			CARLSBAD	NM	305047	12.00	costs to refill Nitrogen bottl	1/31/2022

VENDOR	NAME	NAME2	DBA	CITY	STATE	CHECK NO	INVOICE NET	INVOICE DESCRIPTION	CHECK DATE
1042	PLANETAIR TURF PRODUCTS LLC			NAPLES	FL	305048	511.69	Parts for Planetair	1/31/2022
13189	PLATINUM AUTO SERVICES INC			CARLSBAD	NM	304713	86.12	ALIGNMENT NEEDED FOR CS #11402	1/14/2022
868	POLAR KING INTERNATIONAL INC			FORT WAYNE	IN	28963	35,065.45	Walk In Freezer	1/14/2022
588	POLARIS SALES INC			MEDINA	MN	304597	22,042.14	2 polaris 570 rangers INV-07374-P8M1L5-8882000	1/7/2022
5972	POSTAL PROS, INC			CALDWELL	ID	304815	9,363.32	Printing & Mailing Utility Bills FY 21/22	1/20/2022
11278	PRECISION HYDRAULIC TECH			ODESSA	TX	304714	269.39	EST COST TO REBUILD/REPAIR CYL	1/14/2022
11278	PRECISION HYDRAULIC TECH			ODESSA	TX	304714	299.65	EST COST TO REBUILD/REPAIR CYL	1/14/2022
11278	PRECISION HYDRAULIC TECH			ODESSA	TX	305049	476.65	EST COST TO REBUILD/REPAIR CYL	1/31/2022
62	PROFESSIONAL AMBULANCE SALES & SERVICE LLC			COMANCHE	TX	304715	117.95	402 Shoreline plug DM	1/14/2022
62	PROFESSIONAL AMBULANCE SALES & SERVICE LLC			COMANCHE	TX	304715	681.85	402 AC compressor DM	1/14/2022
62	PROFESSIONAL AMBULANCE SALES & SERVICE LLC			COMANCHE	TX	304715	401.96	LIQUID SPRING HYD FLUID(TH)F/D	1/14/2022
62	PROFESSIONAL AMBULANCE SALES & SERVICE LLC			COMANCHE	TX	304715	123.33	DOOR SWITCH-403(TH)F/D	1/14/2022
62	PROFESSIONAL AMBULANCE SALES & SERVICE LLC			COMANCHE	TX	304816	352.51	402 Shoreline plug DM	1/20/2022
62	PROFESSIONAL AMBULANCE SALES & SERVICE LLC			COMANCHE	TX	304816	51.76	404 Light switch DM	1/20/2022
6116	PROFESSIONAL GLASS CONSULTANTS	RUTH L DOBBINS		SANTA FE	NM	304598	159.47	Name Plates for Councilors	1/7/2022
8964	PROVIDENT LIFE & ACCIDENT	INSURANCE CO. (UNUM)		ALTANTA	GA	403577	213.50	Employee deductions	1/14/2022
8964	PROVIDENT LIFE & ACCIDENT	INSURANCE CO. (UNUM)		ALTANTA	GA	403622	197.38	BCN E0228148	1/28/2022
6106	PUBLIC AGENCY TRNNG CNCL	AEGEAN, LLC		PLAINFIELD	IN	304817	350.00	Class Registration fee for Adrian Rodriguez	1/20/2022
11077	PUBLIC SAFETY PSYCHOLOGICAL SERVICES			DEMING	NM	304599	374.28	Psychological Exam-New PD Offi	1/7/2022
5032	PURE OPERATIONS, LLC			LAS CRUCES	NM	304716	718.38	McGard Hydrant lock	1/14/2022
6097	PVT			ARTESIA	NM	304818	813.06	Annual for PVT	1/20/2022
6097	PVT			ARTESIA	NM	304818	89.99	annual internet for the veterans park	1/20/2022
6097	PVT			ARTESIA	NM	304818	478.28	FY22 Phone Service for Avalon Ranch	1/20/2022
6097	PVT			ARTESIA	NM	304818	880.24	CPD Monthly Usage for Telephon	1/20/2022
6097	PVT			ARTESIA	NM	304818	44.76	PHONE SRV FOR LH SHOP EST YRLY COST 7-2021-6-2022	1/20/2022
6097	PVT			ARTESIA	NM	304818	133.77	INERNET SERVICE FOR CANAL ST INER-CONNECT	1/20/2022
678	QUADIENT LEASING USA INC			MILFORD	CT	304819	752.92	FY21 Lease for Library postage	1/20/2022
11899	QUALITY JANITORIAL LLC			HAGERMAN	NM	304600	407.00	Cleaning Supplies for Public W	1/7/2022
11899	QUALITY JANITORIAL LLC			HAGERMAN	NM	304600	237.48	pool parts	1/7/2022
11899	QUALITY JANITORIAL LLC			HAGERMAN	NM	304600	272.90	Janitorial Supplies	1/7/2022
11899	QUALITY JANITORIAL LLC			HAGERMAN	NM	304600	1,143.94	Cleaning Supplies for San Jose	1/7/2022
11899	QUALITY JANITORIAL LLC			HAGERMAN	NM	304717	549.90	cleaning supplies for golf dep	1/14/2022
11899	QUALITY JANITORIAL LLC			HAGERMAN	NM	304717	120.00	Janitorial supplies for termin	1/14/2022
11899	QUALITY JANITORIAL LLC			HAGERMAN	NM	304717	310.00	Janitorial Supplies	1/14/2022
11899	QUALITY JANITORIAL LLC			HAGERMAN	NM	304820	224.40	cleaning supplies	1/20/2022
11899	QUALITY JANITORIAL LLC			HAGERMAN	NM	304820	1,308.52	Janitorial Supplies	1/20/2022
11899	QUALITY JANITORIAL LLC			HAGERMAN	NM	304962	265.00	Janitorial Supplies for PD Building	1/28/2022
11899	QUALITY JANITORIAL LLC			HAGERMAN	NM	304962	695.00	VACUUM FOR THE PUBLIC WORKS BU	1/28/2022
11899	QUALITY JANITORIAL LLC			HAGERMAN	NM	305050	649.20	cleaning supplies	1/31/2022
11899	QUALITY JANITORIAL LLC			HAGERMAN	NM	305050	190.00	Cleaning Supplies for Public W	1/31/2022
11899	QUALITY JANITORIAL LLC			HAGERMAN	NM	305050	845.36	BUILDING MAINTENANCE SUPPLIES	1/31/2022
11318	QUALITY TOWING			CARLSBAD	NM	304601	737.42	Towing services for Solid Waste Department	1/7/2022
11318	QUALITY TOWING			CARLSBAD	NM	304718	242.60	tow service to bring 14818 tru	1/14/2022

VENDOR	NAME	NAME2	DBA	CITY	STATE	CHECK NO	INVOICE NET	INVOICE DESCRIPTION	CHECK DATE
6164	QUEST DIAGNOSTICS	CLINICAL LABORATORIES,INC		ATLANTA	GA	304602	500.83	Drug Screens	1/7/2022
6168	QUILL OFFICE PRODUCTS	STAPLES INC		FRAMINGHAM	MA	304603	29.69	SUPPLIES FOR SPECIAL EVENTS AT NMSRC	1/7/2022
6168	QUILL OFFICE PRODUCTS	STAPLES INC		FRAMINGHAM	MA	304603	519.64	SUPPLIES FOR SPECIAL EVENTS AT NMSRC	1/7/2022
6168	QUILL OFFICE PRODUCTS	STAPLES INC		FRAMINGHAM	MA	304603	35.99	office supplies	1/7/2022
6168	QUILL OFFICE PRODUCTS	STAPLES INC		FRAMINGHAM	MA	304604	901.62	Office Supplies for CD/MS	1/7/2022
6168	QUILL OFFICE PRODUCTS	STAPLES INC		FRAMINGHAM	MA	304604	25.98	Office Supplies for CD/MS	1/7/2022
6168	QUILL OFFICE PRODUCTS	STAPLES INC		FRAMINGHAM	MA	304604	49.63	SUPPLIES FOR SPECIAL EVENTS AT NMSRC	1/7/2022
6168	QUILL OFFICE PRODUCTS	STAPLES INC		FRAMINGHAM	MA	304604	15.78	SUPPLIES FOR SPECIAL EVENTS AT NMSRC	1/7/2022
6168	QUILL OFFICE PRODUCTS	STAPLES INC		FRAMINGHAM	MA	304604	29.69	SUPPLIES FOR SPECIAL EVENTS AT NMSRC	1/7/2022
6168	QUILL OFFICE PRODUCTS	STAPLES INC		FRAMINGHAM	MA	304604	843.95	upcoming events for community/office supplies	1/7/2022
6168	QUILL OFFICE PRODUCTS	STAPLES INC		FRAMINGHAM	MA	304604	237.68	office supplies	1/7/2022
6168	QUILL OFFICE PRODUCTS	STAPLES INC		FRAMINGHAM	MA	304604	14.49	office supplies	1/7/2022
6168	QUILL OFFICE PRODUCTS	STAPLES INC		FRAMINGHAM	MA	304604	55.99	office supplies	1/7/2022
6168	QUILL OFFICE PRODUCTS	STAPLES INC		FRAMINGHAM	MA	304821	26.67	restock markers and lens wipes	1/20/2022
6168	QUILL OFFICE PRODUCTS	STAPLES INC		FRAMINGHAM	MA	304963	26.29	file holder for C&D originals in warehouse	1/28/2022
6198	R & R PRODUCTS, INC.			TUCSON	AZ	304964	2,610.30	Fairway yardage markers for the golf course	1/28/2022
6198	R & R PRODUCTS, INC.			TUCSON	AZ	304964	(170.94)	Fairway yardage markers for the golf course CM	1/28/2022
179	R&J BAILEY LLC		SEARS HOMETOWN STORE CARLSBAD	CARLSBAD	NM	304972	66.98	oven door	1/28/2022
6319	RAY ALLEN MANUFACTURING LLC			COLORADO SPRINGS	CO	304605	184.99	K9 Supplies	1/7/2022
6319	RAY ALLEN MANUFACTURING LLC			COLORADO SPRINGS	CO	304605	64.99	K9 Supplies	1/7/2022
6319	RAY ALLEN MANUFACTURING LLC			COLORADO SPRINGS	CO	304605	901.86	K9 Supplies	1/7/2022
6228	RED BUD SUPPLY INC			BELMONT	MS	304606	725.78	Restock supplies	1/7/2022
12797	RED ROCKET MEDIA LLC			LAS VEGAS	NV	304607	2,725.00	FY22 Social Media Advertising	1/7/2022
12797	RED ROCKET MEDIA LLC			LAS VEGAS	NV	304822	430.59	Social Media Marketing for Various City Depts	1/20/2022
12797	RED ROCKET MEDIA LLC			LAS VEGAS	NV	304965	2,725.00	FY22 Social Media Advertising	1/28/2022
12797	RED ROCKET MEDIA LLC			LAS VEGAS	NV	304965	2,000.00	advertising for open Fire Dept	1/28/2022
6243	REEVES COMPANY INC			ATTLEBORO	MA	304719	16.46	Uniform Name Tags for CPD Pers	1/14/2022
12204	RELIANCE STANDARD	LIFE INSURANCE		CAROL STREAM	IL	403623	12,875.14	Life & Disability	1/28/2022
1029	REPUBLIC NATIONAL DISTRIBUTING CO			ALBUQUERQUE	NM	304966	1,355.00	alcohol for pro shop	1/28/2022
2472	RICH FORD			ALBUQUERQUE	NM	304609	233.79	SEAT BELT ASSY NEEDED TO REPAI	1/7/2022
2472	RICH FORD			ALBUQUERQUE	NM	304609	1,067.73	PARTS NEEDED TO REPAIR CS #9838	1/7/2022
2472	RICH FORD			ALBUQUERQUE	NM	304609	961.89	PARTS NEEDED TO REPAIR CS #796	1/7/2022
2472	RICH FORD			ALBUQUERQUE	NM	304720	853.75	Motor Asy	1/14/2022
2472	RICH FORD			ALBUQUERQUE	NM	304720	(10.00)	Credit	1/14/2022
2472	RICH FORD			ALBUQUERQUE	NM	304720	308.58	Battery for #38	1/14/2022
2472	RICH FORD			ALBUQUERQUE	NM	304720	119.27	van #38 damper/pump	1/14/2022
2472	RICH FORD			ALBUQUERQUE	NM	304720	18.32	SENSOR NEEDED TO REPAIR WWC #13222	1/14/2022
2472	RICH FORD			ALBUQUERQUE	NM	304720	53.00	PARTS NEEDED TO REPAIR DE #141	1/14/2022
2472	RICH FORD			ALBUQUERQUE	NM	304720	1,163.72	PARTS NEEDED TO REPAIR DE #141	1/14/2022
820	RICHARD G FLEMING		LAWN RANGERS OF CARLSBAD NM LLC	CARLSBAD	NM	304564	125.00	Mowing & trimming of Orchard Lane & Delta property	1/7/2022
12573	ROADRUNNER TOOLS LLC	BARRY PEARSON		LAKE ARTHUR	NM	304823	761.00	Replacement coolant tester and	1/20/2022
12766	ROBERT TRAUTNER		SCUBA CONNECTION LLC	CARLSBAD	NM	304971	150.71	Sewing patches on duty uniform	1/28/2022
12766	ROBERT TRAUTNER		SCUBA CONNECTION LLC	CARLSBAD	NM	304971	107.65	Sewing/Removing Patches for Shirts 2022	1/28/2022

VENDOR	NAME	NAME2	DBA	CITY	STATE	CHECK NO	INVOICE NET	INVOICE DESCRIPTION	CHECK DATE
14594	ROBERT TRAUTNER			CARLSBAD	NM	304967	493.00	Per Diem - Wildfire Academy	1/28/2022
12182	ROCKING WD SERVICES LLC			CARLSBAD	NM	304610	4,305.83	FY22 Bird Exclusion and Abatement Services	1/7/2022
6454	ROCKY MOUNTAIN SUPPLY			ALAMOGORDO	NM	304968	276.73	STARTER-T-2 GENERATOR(TH)F/D	1/28/2022
246	ROLFSON OIL LLC			ADDISON	TX	304721	2,510.80	RESTOCK FOR PFA(TH)1/2PD-1/2 F	1/14/2022
246	ROLFSON OIL LLC			ADDISON	TX	304721	2,510.80	RESTOCK FOR PFA(TH)1/2PD-1/2 FD	1/14/2022
246	ROLFSON OIL LLC			ADDISON	TX	304721	2,078.50	Hydraulic oil for water wells	1/14/2022
246	ROLFSON OIL LLC			ADDISON	TX	304969	1,783.70	Refill bulk fluid DEF Red cool	1/28/2022
246	ROLFSON OIL LLC			ADDISON	TX	304969	2,418.25	REFILL BULK FLUID IN LUBE SHOP	1/28/2022
246	ROLFSON OIL LLC			ADDISON	TX	304969	2,400.80	Bulk hyd fluid for various trucks	1/28/2022
246	ROLFSON OIL LLC			ADDISON	TX	304969	839.30	RESTICK FOR PFA 1/2PD 1/2FD(TH	1/28/2022
15718	RORY CASTANEDA			CARLSBAD	NM	304611	191.00	Per Diem - Trip to ABQ	1/7/2022
15718	RORY CASTANEDA			CARLSBAD	NM	304970	206.00	Travel to Albuquerque	1/28/2022
6510	RUSH TRUCK CENTERS		INTERSTATE BILLING SERVICE	DECATUR	AL	304612	(8,355.06)	TRANSMISSION NEEDED TO REPAIR SW #14732 SOLE SOURC	1/7/2022
6510	RUSH TRUCK CENTERS		INTERSTATE BILLING SERVICE	DECATUR	AL	304612	4,852.58	BRAKE PARTS NEEDED FOR SW UNIT	1/7/2022
6510	RUSH TRUCK CENTERS		INTERSTATE BILLING SERVICE	DECATUR	AL	304612	11.74	PART NEEDED TO REPAIR SW #9093	1/7/2022
6510	RUSH TRUCK CENTERS		INTERSTATE BILLING SERVICE	DECATUR	AL	304612	4,130.00	PARTS NEEDED TO REPAIR SW #16058 SOLE SOURCE	1/7/2022
6510	RUSH TRUCK CENTERS		INTERSTATE BILLING SERVICE	DECATUR	AL	304612	2,405.00	PART NEEDED TO REPAIR SW #782	1/7/2022
6620	SAFETY KLEEN CORP.			DALLAS	TX	304613	743.51	ANNUAL EST SERV PARTS & SHOP C	1/7/2022
6620	SAFETY KLEEN CORP.			DALLAS	TX	304722	232.61	Annual Transit Solvent disposal/pickup 7/21 to 6/2	1/14/2022
988	SAMANTHA SHRAKE		LEIGHS' BAKERY	CARLSBAD	NM	304798	250.00	CATERING SERVICE FOR CHRISTMAS LUNCHEON	1/20/2022
946	SAMBA HOLDINGS INC			PASADENA	CA	304824	19.57	Driving Motor Vehicle Reports Subscription	1/20/2022
987	SAN ANTONIO TURF LLC		SUPERIOR GREEN TURF	EL PASO	TX	304730	15,000.00	Range. Second section or the smaller of the first	1/14/2022
212	SANDIA OFFICE SUPPLY INC			ALBUQUERQUE	NM	305051	708.27	office supplies for pro shop	1/31/2022
6722	SECRETARY OF STATE			SANTA FE	NM	304973	3.00	Notary name change	1/28/2022
1038	SEGD			WASHINGTON	DC	304974	185.00	individual membership SEGD des	1/28/2022
11810	SEPI MARKETING	SOUTHEAST PUBLICATIONS		DEERFIELD BEACH	FL	304825	489.00	ads in area camp ground and park guides	1/20/2022
11810	SEPI MARKETING	SOUTHEAST PUBLICATIONS		DEERFIELD BEACH	FL	304825	489.00	ads in area camp ground and park guides	1/20/2022
11810	SEPI MARKETING	SOUTHEAST PUBLICATIONS		DEERFIELD BEACH	FL	304825	489.00	ads in area camp ground and park guides	1/20/2022
11810	SEPI MARKETING	SOUTHEAST PUBLICATIONS		DEERFIELD BEACH	FL	304825	489.00	ads in area camp ground and park guides	1/20/2022
11810	SEPI MARKETING	SOUTHEAST PUBLICATIONS		DEERFIELD BEACH	FL	304825	489.00	ads in area camp ground and park guides	1/20/2022
11810	SEPI MARKETING	SOUTHEAST PUBLICATIONS		DEERFIELD BEACH	FL	304825	729.00	Water Park Guest Guides Ad	1/20/2022
11810	SEPI MARKETING	SOUTHEAST PUBLICATIONS		DEERFIELD BEACH	FL	304825	729.00	Water Park Guest Guides Ad	1/20/2022
6739	SHARNET CORP.			HOBBS	NM	304826	245.67	Troubleshoot Computer Problems	1/20/2022
6742	SHARP ELECTRONICS CORP	SHARP LEASING USA COMPANY		MONTVALE	NJ	304827	5,005.11	Annual for Sharp Electronics	1/20/2022
6742	SHARP ELECTRONICS CORP	SHARP LEASING USA COMPANY		MONTVALE	NJ	304975	3,907.71	Annual for Sharp Electronics	1/28/2022
6760	SHERWIN-WILLIAMS			CARLSBAD	NM	304723	1,234.66	paint for well houses per J Gr	1/14/2022
6760	SHERWIN-WILLIAMS			CARLSBAD	NM	304723	197.65	Materials for painting the par	1/14/2022
6760	SHERWIN-WILLIAMS			CARLSBAD	NM	304828	198.56	paint for plaza restrooms	1/20/2022
5252	SIDDONS-MARTIN EMERGENCY GROUP			DALLAS	TX	304724	(899.40)	Credits PO#22007051 &22007819	1/14/2022
5252	SIDDONS-MARTIN EMERGENCY GROUP			DALLAS	TX	304724	1,895.13	E-4 PRIMER PUMP	1/14/2022
5252	SIDDONS-MARTIN EMERGENCY GROUP			DALLAS	TX	304829	699.54	E-6 pump packing kit DM	1/20/2022
5252	SIDDONS-MARTIN EMERGENCY GROUP			DALLAS	TX	304830	207.96	ENG-6 SEAL KIT	1/20/2022
5252	SIDDONS-MARTIN EMERGENCY GROUP			DALLAS	TX	304830	1,131.47	SENSOR- ENG-1 (TH)F/D	1/20/2022

VENDOR	NAME	NAME2	DBA	CITY	STATE	CHECK NO	INVOICE NET	INVOICE DESCRIPTION	CHECK DATE
825	SIGNATURE PROMOTIONAL GROUP	SIGNATURE COINS		ORLANDO	FL	304831	570.00	Challenge Coin-CPD K9 Departme	1/20/2022
654	SMARTSHEET INC			DALLAS	TX	304832	1,278.84	Smartsheet annual renewal	1/20/2022
6873	SMITH ENGINEERING INC.			ROSWELL	NM	28964	4,453.52	Bid and Construction Phases fo	1/14/2022
6873	SMITH ENGINEERING INC.			ROSWELL	NM	28964	13,371.33	Task Order for repair of Calloway Low Water	1/14/2022
6873	SMITH ENGINEERING INC.			ROSWELL	NM	28964	2,730.88	Hidalgo low water crossing mitigation	1/14/2022
6873	SMITH ENGINEERING INC.			ROSWELL	NM	28964	4,936.39	Materials Testing for Cherry Lane Paving project.	1/14/2022
6884	SNMCAC CORPORATION			CARLSBAD	NM	304725	3,750.00	Senior Citizen Meal Program Annual PO	1/14/2022
6990	SOUTHEAST READY MIX, INC.			CARLSBAD	NM	304833	653.50	range 100 yard line 5'x60' pou	1/20/2022
6990	SOUTHEAST READY MIX, INC.			CARLSBAD	NM	305052	403.50	Range Concrete	1/31/2022
366	SOUTHERN TIRE MART LLC			COLUMBIA	MS	304834	2,419.41	charger tire's	1/20/2022
366	SOUTHERN TIRE MART LLC			COLUMBIA	MS	304834	961.44	TAHOE TIRE RESTOCK	1/20/2022
366	SOUTHERN TIRE MART LLC			COLUMBIA	MS	304834	290.00	TAHOE TIRE RESTOCK	1/20/2022
11954	SOUTHWEST ART			PALM COAST	FL	304614	36.00	2021-22 annual subscription so	1/7/2022
60	SOUTHWEST ENVIRONMENTAL LLC			CARLSBAD	NM	304839	3,678.26	Demolition Task Order	1/20/2022
60	SOUTHWEST ENVIRONMENTAL LLC			CARLSBAD	NM	304979	2,061.85	Demolition	1/28/2022
7088	SOUTHWEST LP GAS CO			CARLSBAD	NM	304726	85.00	tank rental for shooting range	1/14/2022
7088	SOUTHWEST LP GAS CO			CARLSBAD	NM	304726	85.00	tank rental for shooting range	1/14/2022
7088	SOUTHWEST LP GAS CO			CARLSBAD	NM	304726	85.00	tank rental for shooting range	1/14/2022
7088	SOUTHWEST LP GAS CO			CARLSBAD	NM	304726	85.00	tank rental for shooting range	1/14/2022
7093	SOUTHWEST PHARMACY	AND ADVANCED MEDICATIONS		CARLSBAD	NM	304615	1,751.93	Annual Purchases for EMS Medications	1/7/2022
7093	SOUTHWEST PHARMACY	AND ADVANCED MEDICATIONS		CARLSBAD	NM	304615	812.29	Annual Purchases for EMS Medications	1/7/2022
7093	SOUTHWEST PHARMACY	AND ADVANCED MEDICATIONS		CARLSBAD	NM	304835	378.00	Hep A&B Shots for Chad Harris	1/20/2022
7082	SOUTHWESTERN EQUIPMENT CO			JUSTIN	TX	304616	799.37	PARTS NEEDED TO REPAIR SW #823	1/7/2022
7145	SPARKS OFFICE SUPPLY, INC			CARLSBAD	NM	304617	438.62	Office Supplies	1/7/2022
7145	SPARKS OFFICE SUPPLY, INC			CARLSBAD	NM	304727	1,337.99	LOCKERS FOR THE LOBBY	1/14/2022
7145	SPARKS OFFICE SUPPLY, INC			CARLSBAD	NM	304836	38.82	Office Supplies Executive	1/20/2022
7145	SPARKS OFFICE SUPPLY, INC			CARLSBAD	NM	304977	1,378.09	desk and chair for parks off	1/28/2022
7145	SPARKS OFFICE SUPPLY, INC			CARLSBAD	NM	304977	79.98	Notary Stamps 2022	1/28/2022
7145	SPARKS OFFICE SUPPLY, INC			CARLSBAD	NM	304977	239.94	NM Notary Stamps 2022	1/28/2022
7145	SPARKS OFFICE SUPPLY, INC			CARLSBAD	NM	305053	129.50	stand for Battalion Chief Offi	1/31/2022
7145	SPARKS OFFICE SUPPLY, INC			CARLSBAD	NM	305053	154.37	Batteries for PD personnel	1/31/2022
7145	SPARKS OFFICE SUPPLY, INC			CARLSBAD	NM	305053	229.95	Copy Paper for WWTP	1/31/2022
7168	SPRINGTIME CLEANING SVCS	SEPCO, INC.		CARLSBAD	NM	304837	158.78	Annual Cleaning Services	1/20/2022
7168	SPRINGTIME CLEANING SVCS	SEPCO, INC.		CARLSBAD	NM	304837	538.23	Building cleaning services	1/20/2022
734	STAPLES INC	STAPLES CONTRACT & COMMERCIAL LLC		FRAMINGHAM	MA	304618	23.99	office supplies	1/7/2022
734	STAPLES INC	STAPLES CONTRACT & COMMERCIAL LLC		FRAMINGHAM	MA	304728	499.99	office supplies	1/14/2022
13370	STATE DISBURSEMENT UNIT			CAROL STREAM	IL	403578	204.22	1711100/08FA000115	1/14/2022
13370	STATE DISBURSEMENT UNIT			CAROL STREAM	IL	403624	204.22	1711100/08FA000115	1/28/2022
10184	STELLAR INC			CARLSBAD	NM	304619	1,533.43	Moving Phones To New PFA Garag	1/7/2022
10184	STELLAR INC			CARLSBAD	NM	304729	579.53	New Phones For WWTP	1/14/2022
10184	STELLAR INC			CARLSBAD	NM	304729	459.66	Loud Ringer for PFA	1/14/2022
7220	STERICYCLE, INC.			CAROL STREAM	IL	304838	89.60	Annual Medical Waste Disposal July21-June22	1/20/2022
837	STEVEN CARRASCO GARCIA		U CALL, I HAUL	CARLSBAD	NM	304640	800.00	Illegal Dumping Clean-Up	1/7/2022

VENDOR	NAME	NAME2	DBA	CITY	STATE	CHECK NO	INVOICE NET	INVOICE DESCRIPTION	CHECK DATE
812	STRATEGIES 360 INC			SEATTLE	WA	304620	5,313.44	Professional Lobbying Services for FY 2021-22	1/7/2022
5300	STRYKER SALES CORPORATION			CHICAGO	IL	304978	5,747.85	AEDs for Fire Apparatus	1/28/2022
5300	STRYKER SALES CORPORATION			CHICAGO	IL	304978	19,915.39	Stryker Power Load for New Ambulance	1/28/2022
11267	TADDY HEALTHCARE SVCS LLC	NEW ERA PHYSICAL THERAPY		CARLSBAD	NM	304980	75.29	Pre-employment physical	1/28/2022
11267	TADDY HEALTHCARE SVCS LLC	NEW ERA PHYSICAL THERAPY		CARLSBAD	NM	304980	274.28	Pre-employment physical	1/28/2022
11267	TADDY HEALTHCARE SVCS LLC	NEW ERA PHYSICAL THERAPY		CARLSBAD	NM	305054	75.29	Pre-employment physical	1/31/2022
11267	TADDY HEALTHCARE SVCS LLC	NEW ERA PHYSICAL THERAPY		CARLSBAD	NM	305054	75.29	Pre-employment physical	1/31/2022
11267	TADDY HEALTHCARE SVCS LLC	NEW ERA PHYSICAL THERAPY		CARLSBAD	NM	305054	75.29	Pre-employment physical	1/31/2022
11267	TADDY HEALTHCARE SVCS LLC	NEW ERA PHYSICAL THERAPY		CARLSBAD	NM	305054	75.29	Pre-employment physical	1/31/2022
10223	TAKKT AMERICA HOLDING INC		RETAIL RESOURCE	CHICAGO	IL	304608	869.02	Retail Items for Gift Shop	1/7/2022
5281	TARGET SOLUTIONS LEARNING LLC		VECTOR SOLUTIONS	TAMPA	FL	304621	6,379.00	annual fee for Vector Scheduling	1/7/2022
7135	TATE BRANCH	THIRTEEN TWENTY LLC		CARLSBAD	NM	304840	275.52	HOOD SHOCKS-1407 REST FOR STOCK(TH)P/D	1/20/2022
7135	TATE BRANCH	THIRTEEN TWENTY LLC		CARLSBAD	NM	304840	1,392.58	RADIATOR-1407(TH(P/D	1/20/2022
7135	TATE BRANCH	THIRTEEN TWENTY LLC		CARLSBAD	NM	304840	196.56	1608- LOWER RADIATOR HOSE(TH)P	1/20/2022
7135	TATE BRANCH	THIRTEEN TWENTY LLC		CARLSBAD	NM	304981	25.90	Unit 1513 Gas Cap	1/28/2022
10981	TDS			PALATINE	IL	304731	313.23	Annual for TDS internet servic	1/14/2022
10981	TDS			PALATINE	IL	304731	206.39	monthly internet fee for golf course FY22	1/14/2022
10981	TDS			PALATINE	IL	304731	137.95	FY22 Internet Service	1/14/2022
10981	TDS			PALATINE	IL	304731	361.18	Phone, Internet and Cable serv	1/14/2022
10981	TDS			PALATINE	IL	304731	5.76	FY21 Cable Service	1/14/2022
10981	TDS			PALATINE	IL	304731	618.88	FY22 Fax, Phone, Internet at the Sports Complex	1/14/2022
10981	TDS			PALATINE	IL	304841	155.52	Internet Service Station 7 July21-June22	1/20/2022
10981	TDS			PALATINE	IL	304841	313.95	Annual for TDS internet servic	1/20/2022
10981	TDS			PALATINE	IL	304841	393.04	FY21 Library phone and public	1/20/2022
10981	TDS			PALATINE	IL	304841	155.95	FY22 Internet Service for Water Park	1/20/2022
12778	TECHNOLGIES CDWARE INC			CANADA		304732	2,312.00	GPS Tracking for City Vehicles	1/14/2022
13375	TELEFLEX LLC			ATLANTA	GA	304842	1,665.50	Annual Purchases for EZ-IO and Airtraq and Supplie	1/20/2022
7390	TERRYBERRY			GRAND RAPIDS	MI	305055	1,414.02	Service Award Pins (2021)	1/31/2022
2625	THE GARDEN MART, INC.			CARLSBAD	NM	304622	13,455.73	STREET MEDIAN MAINTENANCE	1/7/2022
1017	THE PARTY PLACE NM LLC			CARLSBAD	NM	304623	237.00	decor and upcoming event	1/7/2022
8089	THE WATER WORKS INC			CARLSBAD	NM	304624	7.00	Cooler Rental & Drinking Water	1/7/2022
8089	THE WATER WORKS INC			CARLSBAD	NM	304624	14.00	Water Works Yearly	1/7/2022
8089	THE WATER WORKS INC			CARLSBAD	NM	304624	28.00	Annual Water Bottle Exchange Delivery	1/7/2022
8089	THE WATER WORKS INC			CARLSBAD	NM	304624	14.00	FY2022 water and delivery for Employees	1/7/2022
8089	THE WATER WORKS INC			CARLSBAD	NM	304733	35.00	21-22 annual water delivery se	1/14/2022
8089	THE WATER WORKS INC			CARLSBAD	NM	304733	7.00	EST YRLY WATER BOTTLES WATER DEPT 7/21 TO 6/22	1/14/2022
8089	THE WATER WORKS INC			CARLSBAD	NM	304733	14.00	Drinking Water & Cooler Rental July 2021 - June 20	1/14/2022
8089	THE WATER WORKS INC			CARLSBAD	NM	304733	7.00	FY2022 water and delivery for Employees	1/14/2022
8089	THE WATER WORKS INC			CARLSBAD	NM	304733	7.00	WATER BOTTLES FOR ELECTRICAL D	1/14/2022
8089	THE WATER WORKS INC			CARLSBAD	NM	304733	35.00	Annual purchase requisition for water bottles	1/14/2022
8089	THE WATER WORKS INC			CARLSBAD	NM	304982	14.00	Annual Water Bottle Exchange Delivery	1/28/2022
8089	THE WATER WORKS INC			CARLSBAD	NM	304982	450.00	water filter system	1/28/2022
7482	THERMAL SCIENTIFIC, INC			MANSFIELD	TX	304625	823.00	Reagents and Supplies needed in Lab for Compliance	1/7/2022

VENDOR	NAME	NAME2	DBA	CITY	STATE	CHECK NO	INVOICE NET	INVOICE DESCRIPTION	CHECK DATE
7482	THERMAL SCIENTIFIC, INC			MANSFIELD	TX	304734	255.00	Reagents needed in Lab for Com	1/14/2022
8216	THINK TREES NEW MEXICO			ALBUQUERQUE	NM	304626	320.00	Registration for tree conferen	1/7/2022
11707	THUNDER RUN CONCRETE LLC			CARLSBAD	NM	304735	460.86	concrete for sidewalk on the P	1/14/2022
11707	THUNDER RUN CONCRETE LLC			CARLSBAD	NM	304843	460.86	concrete for sidewalk on the P	1/20/2022
11707	THUNDER RUN CONCRETE LLC			CARLSBAD	NM	304983	4,440.65	concrete for basketball court	1/28/2022
11707	THUNDER RUN CONCRETE LLC			CARLSBAD	NM	304983	4,189.59	concrete for basketball court	1/28/2022
7311	TORO NATIONAL SUPPORT	NETWORK		ABILENE	TX	304736	219.00	Toro NSN support for irrigation at golf course	1/14/2022
10230	TRANSUNION RISK &	ALTERNATIVE DATE SOLUTION		DALLAS	TX	304627	48.01	On-line search tool for CPD In	1/7/2022
847	TROJAN TECHNOLOGIES GROUP ULC			LONDON, ONTARIO		304628	19,635.21	Parts for UV equip Quote & Sole Source Attached	1/7/2022
12393	TYLER TECHNOLOGIES INC			DALLAS	TX	304737	3,014.08	Training & Support for Munis	1/14/2022
12393	TYLER TECHNOLOGIES INC			DALLAS	TX	304844	161.47	Training & Support for Munis	1/20/2022
12393	TYLER TECHNOLOGIES INC			DALLAS	TX	304844	740.00	Training & Support for Munis	1/20/2022
7607	ULINE INC.			PLEASANT PRAIRIE	WI	304629	659.99	brooms for SW/Liners for Comm	1/7/2022
7607	ULINE INC.			PLEASANT PRAIRIE	WI	304845	1,327.12	Evidence Supplies	1/20/2022
7607	ULINE INC.			PLEASANT PRAIRIE	WI	304845	653.96	Work table for incoming used m	1/20/2022
7607	ULINE INC.			PLEASANT PRAIRIE	WI	305056	1,172.80	gloves & masks for PPE/ variou	1/31/2022
7610	ULTRA CLEAN CARPET &	JANITORIAL SERVICE		CARLSBAD	NM	304630	8,198.24	Janitorial services for the parks department	1/7/2022
7610	ULTRA CLEAN CARPET &	JANITORIAL SERVICE		CARLSBAD	NM	304630	1,033.40	FY22 Janitorial Services	1/7/2022
8939	UNITED STEEL WORKERS			PITTSBURGH	PA	403579	3,824.93	Union dues	1/14/2022
8939	UNITED STEEL WORKERS			PITTSBURGH	PA	403625	3,435.83	Union dues	1/28/2022
8987	UNITED WAY	OF EDDY COUNTY		CARLSBAD	NM	403580	178.00	Employee deductions	1/14/2022
8987	UNITED WAY	OF EDDY COUNTY		CARLSBAD	NM	403626	178.00	Employee deductions	1/28/2022
7705	UNIVERSAL BEARING & CHAIN			CARLSBAD	NM	304631	1,195.69	Replacement carrier bearing fo	1/7/2022
7705	UNIVERSAL BEARING & CHAIN			CARLSBAD	NM	304631	693.32	Replacement driveline parts un	1/7/2022
7705	UNIVERSAL BEARING & CHAIN			CARLSBAD	NM	304846	25.90	Station 6 air conditioner V-Be	1/20/2022
7705	UNIVERSAL BEARING & CHAIN			CARLSBAD	NM	304846	8.63	Replace bearing in exhaust fan in Men Restroom	1/20/2022
7705	UNIVERSAL BEARING & CHAIN			CARLSBAD	NM	305057	8.63	Bearing on exhaust fan in men'	1/31/2022
7615	UNM-JUDICIAL EDUC. CENTER			ALBUQUERQUE	NM	304632	2,173.00	Fees Collected Nov 2021	1/7/2022
7615	UNM-JUDICIAL EDUC. CENTER			ALBUQUERQUE	NM	304985	2,206.00	Fees collected in Dec 21	1/28/2022
7624	USA BLUE BOOK	HD SUPPLY FACILITIES MAINTENANCE LTD		WAUKEGAN	IL	304633	127.08	markers for waterline locates	1/7/2022
7624	USA BLUE BOOK	HD SUPPLY FACILITIES MAINTENANCE LTD		WAUKEGAN	IL	304633	467.46	markers for waterline locates	1/7/2022
7624	USA BLUE BOOK	HD SUPPLY FACILITIES MAINTENANCE LTD		WAUKEGAN	IL	304847	299.60	Water tank for new chop saws	1/20/2022
7624	USA BLUE BOOK	HD SUPPLY FACILITIES MAINTENANCE LTD		WAUKEGAN	IL	304847	208.82	Repair fire hydrants	1/20/2022
10118	VANGARD WIRELESS LLC			ALEXANDRIA	VA	304986	64.74	EST YRLY TOWER SP RADIO MALJMAR #2 7/21-6/22	1/28/2022
11901	VERIZON WIRELESS			DALLAS	TX	304738	64.05	FY22 Phone Service for Cell Phone	1/14/2022
11901	VERIZON WIRELESS			DALLAS	TX	304738	0.05	EST YRLY WTR AIRCD/CELL/DATA/SCADA W/TAX 7/21-6/22	1/14/2022
11901	VERIZON WIRELESS			DALLAS	TX	304738	236.08	EST YRLY WTR AIRCD/CELL/DATA/SCADA W/TAX 7/21-6/22	1/14/2022
11901	VERIZON WIRELESS			DALLAS	TX	304738	4.07	Cell Phone Service July21-June22	1/14/2022
11901	VERIZON WIRELESS			DALLAS	TX	304738	0.02	Cell Phone Service July21-June22	1/14/2022
11901	VERIZON WIRELESS			DALLAS	TX	304738	360.11	Air Cards	1/14/2022
11901	VERIZON WIRELESS			DALLAS	TX	304738	0.05	EST YRLY WTR AIRCD/CELL/DATA/SCADA W/TAX 7/21-6/22	1/14/2022
11901	VERIZON WIRELESS			DALLAS	TX	304738	81.17	Annual PO Cell Phone Usage - Verizon 7/21 to 6/22	1/14/2022
12261	VISION LEADERSHIP INC		AERIAL DESIGNS	SEATTLE	WA	304754	14,976.87	NCKRI Dropzone	1/20/2022

VENDOR	NAME	NAME2	DBA	CITY	STATE	CHECK NO	INVOICE NET	INVOICE DESCRIPTION	CHECK DATE
11972	VIVIAL MEDIA LLC			ST LOUIS	MO	304634	355.91	Monthly Advertising for Windstream FY 21/22	1/7/2022
11529	WAC UPFITTERS LLC			ALBUQUERQUE	NM	304739	179.60	unit power cables for Panasoni	1/14/2022
11529	WAC UPFITTERS LLC			ALBUQUERQUE	NM	304987	694.00	LIGHTS(TH)P/D 1801/1807/1906 U	1/28/2022
8027	WAGNER EQUIPMENT CORP.			DENVER	CO	304988	(8.18)	PARTS NEEDED TO REPAIR DE #11960 #14115	1/28/2022
8027	WAGNER EQUIPMENT CORP.			DENVER	CO	304988	3,892.52	Payment for Dup Credits	1/28/2022
12558	WAGNER RENTS INC			DENVER	CO	304740	(8,865.09)	Tire Shredder Rental	1/14/2022
12558	WAGNER RENTS INC			DENVER	CO	304740	8,865.09	Tire Shredder Rental	1/14/2022
12558	WAGNER RENTS INC			DENVER	CO	304740	2,826.15	Tire Shredder Rental	1/14/2022
8070	WATER DEPARTMENT			CARLSBAD	NM	304848	33,225.86	FY 22 water service	1/20/2022
8072	WATSON TRUCK & SUPPLY			HOBBS	NM	304635	132.21	FILTERS NEEDED FOR SW #14732	1/7/2022
8072	WATSON TRUCK & SUPPLY			HOBBS	NM	304989	876.99	E-4 fuel lines and fittings DM	1/28/2022
8072	WATSON TRUCK & SUPPLY			HOBBS	NM	304989	665.98	Tire replacement for 12499 in hobbs	1/28/2022
312	WELLS FARGO FINANCIAL LEASING INC			DES MOINES	IA	304849	1,624.55	FY22 Lease for 90009A Mower at Sports Complex	1/20/2022
8364	WEX BANK			CAROL STREAM	IL	113	10,178.92	WEX CC Dec 2021	1/13/2022
8364	WEX BANK			CAROL STREAM	IL	118	87,877.81	WEX Fuel Dec 2021	1/18/2022
7860	WINDSTREAM COMMUNICATIONS			LOUISVILLE	KY	304636	161.31	Fax Service for CPD FY 2021-2022	1/7/2022
7860	WINDSTREAM COMMUNICATIONS			LOUISVILLE	KY	304850	110.17	ANNUAL TELEPHONE SERVICE FOR G	1/20/2022
7860	WINDSTREAM COMMUNICATIONS			LOUISVILLE	KY	304850	164.57	Fax Service for CPD FY 2021-2022	1/20/2022
7860	WINDSTREAM COMMUNICATIONS			LOUISVILLE	KY	304850	307.09	Fax Service for CPD FY 2021-2022	1/20/2022
7860	WINDSTREAM COMMUNICATIONS			LOUISVILLE	KY	304990	7,412.44	Annual purchase requisition for windstream	1/28/2022
17	WINSUPPLY N LAS CRUCES			LAS CRUCES	NM	304742	1,926.16	Replacement irrigation parts	1/14/2022
12513	WITTEK GOLF SUPPLY			ELK GRV VILL	IL	304637	2,238.40	pencils for pro shop	1/7/2022
12513	WITTEK GOLF SUPPLY			ELK GRV VILL	IL	304851	2,653.12	range balls for golf course	1/20/2022
8375	XCEL ENERGY SERVICES, INC			DENVER	CO	304638	48,696.32	Electric Services FY 21/22	1/7/2022
8375	XCEL ENERGY SERVICES, INC			DENVER	CO	304743	31,230.63	Electricity for Airport	1/14/2022
8375	XCEL ENERGY SERVICES, INC			DENVER	CO	304744	30,853.21	STREET LIGHTING AND SIGNAL FOR FY 2021 - 2022	1/14/2022
12652	YAMAHA MOTOR FINANCE CORP			CHICAGO	IL	304639	3,233.65	FY22 Lease for 40 Yamaha golf carts	1/7/2022
1012	ZACHARY CHACON			EL PASO	TX	304852	191.00	Per Diem - Psych Evaluation	1/20/2022
807	ZIA DISTRIBUTION CO LLC			CARLSBAD	NM	304641	14.49	upcoming events for community	1/7/2022
807	ZIA DISTRIBUTION CO LLC			CARLSBAD	NM	304641	228.91	upcoming events for community	1/7/2022
807	ZIA DISTRIBUTION CO LLC			CARLSBAD	NM	304642	(9.85)	Credit	1/7/2022
807	ZIA DISTRIBUTION CO LLC			CARLSBAD	NM	304642	258.49	upcoming events for community	1/7/2022
807	ZIA DISTRIBUTION CO LLC			CARLSBAD	NM	304991	350.50	snacks to sell at pro shop	1/28/2022
807	ZIA DISTRIBUTION CO LLC			CARLSBAD	NM	304991	376.22	Concession Stock	1/28/2022
807	ZIA DISTRIBUTION CO LLC			CARLSBAD	NM	304992	378.95	OFFICE SUPPLIES FOR ACTIVITIES	1/28/2022
							2,742,577.07		

14. Vendor Fiscal Year Summary

City of Carlsbad
YTD Vendor Summary
July 2021-January 2022

Vendor Number	Vendor Name	City	State	YTD Purchases	YTD Payments
12830	4 ELEMENTS AUTOMOTIVE	CARLSBAD	NM	7,143.59	7,143.59
595	4 ELEMENTS OILFIELD SERVICES LLC	CARLSBAD	NM	827.91	827.91
7558	4 RIVERS EQUIPMENT	HOBBS	NM	113,819.60	113,819.60
2358	4IMPRINT INC.	CHICAGO	IL	15,586.73	15,586.73
835	535 GROUP LLC	MCLEAN	VA	30,000.00	30,000.00
417	90 DEGREE BENEFITS	LUBBOCK	TX	690,974.71	690,974.71
148	A & S ENTERPRISES INC	ALBUQUERQUE	NM	28,775.50	28,775.50
8	AAA AUTO GLASS	HAGERMAN	NM	1,357.72	1,357.72
687	AAL FIRE & SAFETY LLC	CARLSBAD	NM	4,595.52	4,595.52
815	AARON L RUIZ	CARLSBAD	NM	50.00	50.00
875	ACK ENTERPRISES INC	SMITHFIELD	UT	4,632.81	4,632.81
11874	ACME ENVIRONMENTAL, INC	ALBUQUERQUE	NM	2,103.56	2,103.56
223	AD VENTURE MARKETING	BROWNFIELD	TX	1,982.04	1,982.04
13169	ADB SAFEGATE AMERICAS LLC	COLUMBUS	OH	3,268.21	3,268.21
64	ADMIN OFFICE OF THE COURT	SANTA FE	NM	39,165.00	39,165.00
1033	ADMIRAL BEVERAGE CORP	ALBUQUERQUE	NM	1,176.16	1,176.16
660	ADOLPH KIEFER & ASSOCIATES LLC	BLOOMINGTON	IL	1,320.60	1,320.60
5635	ADORAMA INC	NEW YORK	NY	1,162.35	1,162.35
11959	ADRIAN GONZALES	CARLSBAD	NM	160.00	160.00
14039	ADRIAN R RODRIGUEZ	CARLSBAD	NM	349.02	396.33
11317	ADVANCE AUTO PARTS	RALEIGH	NC	12,998.42	12,998.42
5276	ADVANCED CHEMICAL TRANSPORT INC.	SAN JOSE	CA	23,283.12	23,283.12
11012	ADVANCED PEST AND WEED	CARLSBAD	NM	7,865.48	7,865.48
6539	AERZEN USA CORP	COATESVILLE	PA	1,231.20	1,231.20
11620	AES INC.	TEMPE	AZ	21,764.73	21,764.73
12644	AGA	ALEXANDRIA	VA	110.00	110.00
886	AIR CANNONS INC	GOLDEN	CO	1,395.00	1,395.00
88	ALANS AUTO & CYCLE SUPPLY	CARLSBAD	NM	3,156.85	3,156.85
12462	ALBERT GALINDO	CARLSBAD	NM	0.00	97.00
15713	ALBERT MOISA	CARLSBAD	NM	471.00	471.00
78	ALBERTSON'S #907	AMARILLO	TX	3,628.39	3,628.39

City of Carlsbad
YTD Vendor Summary
July 2021-January 2022

Vendor Number	Vendor Name	City	State	YTD Purchases	YTD Payments
228	ALERT ALL CORP	NEW HOLLAND	PA	5,397.50	5,397.50
873	ALI M MORALES	ALBUQUERQUE	NM	5,321.90	5,321.90
806	ALK INC	ARTESIA	NM	572.50	572.50
10	ALL CITY MANAGEMENT SERVICES INC	LOS ANGELES	CA	79,442.22	79,442.22
13369	ALL OUT SERVICES LLC	CARLSBAD	NM	20,627.36	20,627.36
948	ALPHA-PURE SERVICES	CARLSBAD	NM	10,876.05	10,876.05
99	ALTEC INDUSTRIES INC	BIRMINGHAM	AL	1,301.51	1,301.51
939	ALYSSA RODRIGUEZ	CARLSBAD	NM	500.00	500.00
684	AMANDA LEE	LUBBOCK	TX	1,600.00	1,600.00
999	AMBROSIO C RODRIGUEZ	CARLSBAD	NM	500.00	500.00
8900	AMERICAN HOME SECURITY	SALT LAKE	UT	117.42	117.42
871	AMERICAN LIBRARY ASSOC	CHICAGO	IL	403.00	403.00
10052	AMERICAN MEDICAL GROUP	HOBBS	NM	3,147.76	3,147.76
832	ANDON SPECIALTIES INC	HOUSTON	TX	2,289.59	2,289.59
11208	ANDREW CARVER	CARLSBAD	NM	18.00	18.00
15965	ANDREW MATTA	CARLABAD	NM	73.00	73.00
14886	ANDREW SWANSON	CARLSBAD	NM	18.00	18.00
901	ANDREWS BROADCASTING COMPANY INC.	ANDREWS	TX	800.00	800.00
850	ANDY DELFIN	CARLSBAD	NM	197.17	197.17
224	ANGEL ARMOR LLC	FORT COLLINS	CO	12,079.50	12,079.50
10802	ANGELO AMALLA	CARLSBAD	NM	89.38	89.38
195	ANIMAL CARE EQUIPMENT & SERVICES LLC	BROOMFIELD	CO	2,091.90	2,091.90
671	ANITA DOMINGUEZ	CARLSBAD	NM	500.00	500.00
419	ANTHONY BRICENO	CARLSBAD	NM	810.00	810.00
943	ANTHONY W SMITH	LITTLE ROCK	AK	20,000.00	20,000.00
9692	ANTONIO BACA	CARLSBAD	NM	143.38	143.38
833	ANUVU OPERATIONS LLC	SANTA ANA	CA	375.00	375.00
14	APCO, AFC INC.	DAYTONA BEACH	FL	48,190.00	48,190.00
927	APIC SOLUTIONS INC	ALBUQUERQUE	NM	1,964.54	1,964.54
251	APSCO INC	ALAMOGORDO	NM	634.50	634.50
303	AQUATIC CONSULTANTS, INC	ALBUQUERQUE	NM	37,809.68	37,809.68

City of Carlsbad
YTD Vendor Summary
July 2021-January 2022

Vendor Number	Vendor Name	City	State	YTD Purchases	YTD Payments
544	ARAMARK UNIFORM & CAREER APPAREL GROUP	BEMIDJI	MN	3,853.19	3,853.19
12927	ARCHIVESOCIAL INC	DURHAM	NC	4,788.00	4,788.00
279	ARCMATE MANUFACTURING CO	ESCONDIDO	CA	2,496.60	2,496.60
755	ARMENTA INC.	ALBUQUERQUE	NM	13,241.19	13,241.19
358	ARTESIA DAILY PRESS	ARTESIA	NM	75.00	75.00
360	ARTESIA FIRE EQUIPMT, INC	ARTESIA	NM	3,492.35	3,492.35
394	ASCE/MEMBERSHIP	BALTIMORE	MD	273.00	273.00
14590	ASHLEE DIONNE	CARLSBAD	NM	70.29	70.29
715	ASHLEY CARNERO	CARLSBAD	NM	250.00	250.00
693	ASKART INC.	TONGANOXIE	KS	234.00	234.00
1018	ASSOCIATION OF GOVERNMENTAL ACCOUNTANTS	ALBUQUERQUE	NM	20.00	20.00
391	AT&T CORPORATION	ATLANTA	GA	9,099.15	9,099.15
12271	AT&T TELECONFERENCE SVCS	CAROL STREAM	IL	429.74	429.74
10484	ATLANTIC SIGNAL, LLC	TOPEKA	KS	407.00	407.00
396	AUSTIN TURF & TRACTOR INC	MARBLE FALLS	TX	54,535.44	54,535.44
13104	AUTOMATED RECOVERY SYS	FARMINGTON	NM	2,757.67	2,757.67
405	AUTOZONE	CARLSBAD	NM	145.93	145.93
11293	AWE ACQUISTION, INC	CHESTER	PA	175.00	175.00
323	AXON ENTERPRISE INC	SCOTTSDALE	AZ	403.67	403.67
311	AZ WASTEWATER IND. INC	PHOENIX	AZ	500.00	500.00
428	B & H PHOTO VIDEO	NEW YORK	NY	6,866.53	6,866.53
1767	B & M CONCRETE PUMPING	CARLSBAD	NM	5,354.50	5,354.50
416	B & R TRUCKING, INC.	CARLSBAD	NM	3,380.08	3,380.08
11191	B. SHANE SKINNER	CARLSBAD	NM	0.00	12.00
438	BAKER UTILITY SUPPLY CORP	ALBUQUERQUE	NM	121,829.40	121,829.40
440	BALLEAU GROUNDWATER INC.	ALBUQUERQUE	NM	33,524.86	33,524.86
593	BARKING DOG INTERPRETIVE DESIGN INC	STRUM	WI	112.00	112.00
736	BEAR PAW EMBROIDERY CORP.	CARLSBAD	NM	24,828.08	24,828.08
458	BENMARK SUPPLY CO., INC.	MIDLAND	TX	54,446.30	54,446.30
884	BERKLEY INSURANCE COMPANY	IRVING	TX	3,323.00	3,323.00
676	BIBLIOLABS LLC	CHARLESTON	SC	3,380.00	3,380.00

City of Carlsbad
YTD Vendor Summary
July 2021-January 2022

Vendor Number	Vendor Name	City	State	YTD Purchases	YTD Payments
1723	BIBLIONIX, LLC	AUSTIN	TX	2,938.00	2,938.00
10229	BIBLIOTHECA, LLC	ATLANTA	GA	4,392.66	4,392.66
910	BIG 5 SPORTING GOODS	EL SEGUNDO	CA	982.60	982.60
462	BIG STATE INDUSTRIAL SUPPLY INC	RIVERSIDE	CA	4,660.88	4,660.88
1176	BILLY SAPIEN	CARLSBAD	NM	400.51	400.51
701	BIO AQUATIC TESTING INC	CARROLLTON	TX	3,975.00	3,975.00
509	BIXBY ELECTRIC, INC.	ALBUQUERQUE	NM	61,572.85	61,572.85
510	BLAINE INDUSTRIAL SUPPLY	LUBBOCK	TX	785.97	785.97
1509	BLICK ART MATERIALS LLC	GALESBURG	IL	920.99	920.99
12719	BLUE 360 MEDIA LLC	PARK CITY	UT	1,352.08	1,352.08
367	BLUE PEAK LOGIC INC	MISSION VIEJO	CA	2,920.00	2,920.00
243	BLUEBEAM INC	PASADENA	CA	2,340.00	2,340.00
1019	BNI PUBLICATIONS INC	VISTA	CA	1,350.20	1,350.20
661	BNSF RAILWAY COMPANY CORP	FT WORTH	TX	1,796.43	1,796.43
1028	BOARD OF VETERINARY MEDICINE	ALBUQUERQUE	NM	300.00	300.00
412	BOARDTRONICS INC	ROSEVILLE	CA	2,016.37	2,016.37
404	BOBBY G NESBIT	CARLSBAD	NM	500.00	500.00
10074	BOBCAT AUTO AND DETAIL	CARLSBAD	NM	30,287.46	30,287.46
12014	BOBCAT COLLISION CENTER	CARLSBAD	NM	12,942.35	12,942.35
638	BOHANNAN HUSTON INC.	ALBUQUERQUE	NM	8,695.24	8,695.24
1053	BOKF, NA	ALBUQUERQUE	NM	2,265.38	2,265.38
954	BOND EQUIPMENT CO INC	DALLAS	TX	202.70	202.70
834	BORDER MARKETING INC	MESA	AZ	14,541.01	14,541.01
571	BOUND TREE MEDICAL LLC	CHICAGO	IL	1,025.00	1,025.00
603	BOWMAN SPECIALIZED SERVICES LLC	CARLSBAD	NM	45,628.49	45,628.49
6919	BRADY INDUSTRIES OF NM	LAS VEGAS	NV	894.00	894.00
580	BRANDON INDUSTRIES, INC.	MCKINNEY	TX	2,519.00	2,519.00
11263	BRANDON LEE	CARLSBAD	NM	110.76	110.76
13382	BRIAN MCCARTY	BLOOMFIELD	NM	471.00	471.00
742	BRIDGEPAY NETWORK SOLUTIONS	MAITLAND	FL	1,110.00	1,110.00
616	BRININSTOOL EQUIPMENT SALES INC	CARLSBAD	NM	53,392.40	53,392.40

City of Carlsbad
YTD Vendor Summary
July 2021-January 2022

Vendor Number	Vendor Name	City	State	YTD Purchases	YTD Payments
635	BRODART CO.	COLUMBUS	OH	7,068.60	7,068.60
652	BROWNING GARAGE DOORS LLC	CARLSBAD	NM	16,722.77	16,722.77
10865	BRUCKNER TRUCK SALES INC	BIRMINGHAM	AL	169,549.08	169,549.08
11562	BRYAN CABRIALES	CARLSBAD	NM	809.00	809.00
662	BSN SPORTS LLC	DALLAS	TX	2,311.98	2,311.98
13343	BTE BODY COMPANY	IRVING	TX	31,428.67	31,428.67
877	BUILDOLOGY, INC	ALBUQUERQUE	NM	11,721.92	11,721.92
12868	BURLAP & LIGHT	CARLSBAD	NM	195.00	195.00
294	BURNISHINE GRAPHIC PRODUCTS LLC	LAKE VILLA	IL	1,634.00	1,634.00
12895	BUSINESS NOTIONS INC	ROSWELL	NM	90.52	90.52
11251	C & R DISTRIBUTING, LLC	EL PASO	TX	3,478.42	3,478.42
787	CAIN ELECTRIC SUPPLY CORP	DALLAS	TX	371.77	371.77
1031	CAL RIPKEN SR FOUNDATION INC	BALTIMORE	MD	30,000.00	30,000.00
10535	CALEB SHELL	ARTESIA	NM	18.00	18.00
507	CANDOR TIRES LLC	CARLSBAD	NM	9,320.50	9,320.50
11294	CANNON COCHRAN MANAGEMENT	INDIANAPOLIS	IN	11,999.74	11,999.74
881	CAPROCK WATER COMPANY INC	ARTESIA	NM	206.00	206.00
936	CARAHSOFT TECHNOLOGY CORP	RESTON	VA	314.86	314.86
890	CARC FARM, INC.	CARLSBAD	NM	2,745.00	2,745.00
10517	CARLSBAD AREA ART ASSOC.	CARLSBAD	NM	9,865.20	9,865.20
915	CARLSBAD AUTO SUPPLY	CARLSBAD	NM	32,817.43	32,817.43
11181	CARLSBAD AUTOMOTIVE	CARLSBAD	NM	2,188.83	2,188.83
920	CARLSBAD BLOCK & SUPPLY	CARLSBAD	NM	2,326.05	2,326.05
1032	CARLSBAD CHEVROLET	CARLSBAD	NM	915.84	915.84
12203	CARLSBAD COMMUNITY	CARLSBAD	NM	36,602.48	36,602.48
944	CARLSBAD COMMUNITY ANTI-DRUG/GANG COALITION	CARLSBAD	NM	12,000.00	12,000.00
930	CARLSBAD CURRENT ARGUS	MCLEAN	VA	284.74	284.74
1922	CARLSBAD CURRENT-ARGUS	LOS ANGELES	CA	272.16	272.16
933	CARLSBAD DEPT OF DEVELOPMENT CORP	CARLSBAD	NM	154,116.62	154,116.62
934	CARLSBAD DOWNTOWN LIONS	CARLSBAD	NM	50.00	50.00
950	CARLSBAD IRRIGATION DIST.	CARLSBAD	NM	16,917.70	16,917.70

City of Carlsbad
YTD Vendor Summary
July 2021-January 2022

Vendor Number	Vendor Name	City	State	YTD Purchases	YTD Payments
941	CARLSBAD MAINSTREET CORP	CARLSBAD	NM	114,394.33	114,394.33
12835	CARLSBAD MEDICAL CENTER	COLUMBIA	MO	3,179.92	3,179.92
983	CARLSBAD MUNICIPAL SCHOOL	CARLSBAD	NM	64,200.00	64,200.00
5206	CARLSBAD NATIONAL LITTLE LEAGUE	CARLSBAD	NM	23,260.00	23,260.00
12061	CARLSBAD PRINTING/DESIGN	CARLSBAD	NM	2,135.00	2,135.00
998	CARLSBAD QUALITY AUTOBODY	CARLSBAD	NM	1,598.97	1,598.97
902	CARLSBAD RADIO INC.	CARLSBAD	NM	9,717.17	9,717.17
1040	CARLSBAD SHEET METAL, LLC	CARLSBAD	NM	90.00	90.00
11122	CARLSBAD SOCCER LEAGUE	CARLSBAD	NM	6,410.00	6,410.00
11662	CARLSBAD TRANSITIONAL	CARLSBAD	NM	32,000.00	32,000.00
1085	CARROT TOP INDUSTRIES	HILLSBOROUGH	NC	2,375.29	2,375.29
6537	CARTER'S AIR CONDITIONING	CARLSBAD	NM	3,727.23	3,727.23
921	CATANIA MEDALLIC SPECIALITY INC	AVON LAKE	OH	1,515.00	1,515.00
1082	CAUSEY DEMGEN & MOORE PC	DENVER	CO	4,000.00	4,000.00
11144	CAVERN CITY CHILD	CARLSBAD	NM	10,000.00	10,000.00
13208	CAVERN CITY MEDIA	CARLSBAD	NM	6,593.30	6,593.30
992	CED	DALLAS	TX	55,358.39	58,054.97
1135	CENTER POINT LARGE PRINT	THORNDIKE	ME	784.89	784.89
1879	CENTRAL RESTAURANT PROD	INDIANAPOLIS	IN	2,693.19	2,693.19
1120	CENTRAL VALLEY ELECTRIC COOP	ARTESIA	NM	945.33	945.33
442	CHAD NESBIT	CARLSBAD	NM	500.00	500.00
1206	CHAMBER OF COMMERCE CORP.	CARLSBAD	NM	481,628.69	481,628.69
13360	CHAMPION MOTORSPORTS	ROSWELL	NM	2,402.55	2,402.55
1213	CHAPARRAL SAND & GRAVEL	CHAPARRAL	NM	6,765.37	6,765.37
7539	CHARLES G TRACY	HOUSTON	TX	4,314.06	4,314.06
9382	CHARLES H. JURVA	CARLSBAD	NM	12,927.36	14,543.28
13267	CHAVEZ'S GOLF SHOP LLC	CARLSBAD	NM	674.29	674.29
369	CHISPAS PERFORMANCE SOLUTIONS	ALBUQUERQUE	NM	2,909.38	2,909.38
12383	CHRIS CARON	CARLSBAD	NM	377.05	377.05
848	CHRISTIAN JOHNSON	CARLSBAD	NM	138.91	138.91
328	CHRISTIAN RODRIGUEZ	CARLSBAD	NM	40.00	40.00

City of Carlsbad
YTD Vendor Summary
July 2021-January 2022

Vendor Number	Vendor Name	City	State	YTD Purchases	YTD Payments
845	CHRISTIN Y ARANDA	CARLSBAD	NM	500.00	500.00
14037	CHRISTOPHER AUSTIN	CARLSBAD	NM	126.00	126.00
276	CHRISTOPHER MORALES	ARTESIA	NM	320.00	320.00
659	CI TECHNOLOGIES INC	ST AUGUSTINE	FL	2,676.50	2,676.50
12871	CIELO VISTA MALL	EL PASO	TX	2,800.00	2,800.00
13445	CIERRA SAMANIEGO	CARLSBAD	NM	0.00	12.00
1941	CISCO EQUIPMENT	ODESSA	TX	3,253.37	3,253.37
9166	CITY OF CARLSBAD			20,000.00	20,000.00
363	CITY OF LUBBOCK TX	LUBBOCK	TX	4,800.00	4,800.00
13126	CLARISSA LOPEZ	CARLSBAD	NM	85.00	85.00
906	CLARK TRUCK EQUIP CO INC	ALBUQUERQUE	NM	1,490.34	1,490.34
6002	CLEARSTREAM RECYCLING INC	PALOS HEIGHTS	IL	2,500.00	2,500.00
12653	CLUB PROPHET SYSTEMS	CHESWICK	PA	2,100.00	2,100.00
10728	CNA SURETY	ST LOUIS	MO	50.00	50.00
1202	COATS PUMP & SUPPLY INC	DEXTER	NM	168,053.67	168,053.67
453	COLLABORATIVE SUMMER LIBRARY PROGRAM	MASON CITY	IA	1,040.29	1,040.29
10104	COLLINS TREE SERVICE LLC	ARTESIA	NM	7,427.56	7,427.56
9287	COLLIS JOHNSON	CARLSBAD	NM	64.04	64.04
8918	COLONIAL LIFE & ACCIDENT	COLUMBIA	SC	300,001.23	300,001.23
1270	CONNELLS OFFICE SUPPLY	CARLSBAD	NM	43,837.84	43,837.84
3344	CONSOLIDATED FLEET SERV	SEARCY	AR	2,309.60	2,309.60
1290	CONSTRUCTOR'S INC.	CARLSBAD	NM	2,276,679.56	2,276,679.56
743	CONSULTRX LLC	CARLSBAD	NM	800.00	800.00
5857	CONWAY SHIELD INC	NEW BERLIN	WI	1,463.10	1,463.10
5775	COOPERATIVE EDUCATIONAL SERVICES	ALBUQUERQUE	NM	1,928,966.77	1,928,966.77
10110	COPY CRAFT PRINTERS INC	LUBBOCK	TX	515.09	515.09
12318	CORE & MAIN LP	ST LOUIS	MO	109,217.61	109,217.61
1356	COURTESY PAWN	CARLSBAD	NM	279.98	279.98
3946	CREATIVE BUS SALES INC.	CHINO	CA	119.40	119.40
12691	CREATIVE CARLSBAD	CARLSBAD	NM	7,905.71	7,905.71
829	CREATIVE RECREATIONAL DESIGNS INC	RIO RANCHO	NM	3,358.10	3,358.10

City of Carlsbad
YTD Vendor Summary
July 2021-January 2022

Vendor Number	Vendor Name	City	State	YTD Purchases	YTD Payments
1367	CREWS GLASS & MIRROR INC.	CARLSBAD	NM	4,995.63	4,995.63
1000	CROWN SECURITY PRODUCTS LLC	BOYNTON BEACH	FL	1,935.46	1,935.46
12199	CULLIGAN	ROSWELL	NM	1,646.81	1,646.81
12240	CUMMINS SALES & SERVICE	DENVER	CO	12,158.25	12,158.25
878	CYNTHIA ARMIJO	ALBUQUERQUE	NM	1,000.00	1,000.00
219	D & D AUTOMATION & ELECTRIC LLC	HOBBS	NM	7,672.74	7,672.74
520	D DEAN HINSON	ALBUQUERQUE	NM	18.00	18.00
12483	DANA HERNANDEZ	CARLSBAD	NM	92.93	92.93
1408	DANA KEPNER CO.	DENVER	CO	25,293.99	25,293.99
694	DANIEL BARASH	BERKELEY	CA	0.00	225.00
1402	DARDANELLE TIMBER CO INC	CARLSBAD	NM	1,797.84	1,797.84
536	DEANNA TAYLOR	CARLSBAD	NM	2,170.00	2,170.00
3622	DEERE CREDIT INC.	JOHNSTON	IA	150,412.02	150,412.02
3706	DEERE CREDIT INC.	JOHNSTON	IA	15,897.78	15,897.78
995	DELIA NAVARRETE	CARLSBAD	NM	500.00	500.00
1463	DEMCO, INC.	MILWAUKEE	WI	1,329.68	1,329.68
463	DENISE MADRID-BOYEA	CARLSBAD	NM	1,107.74	1,107.74
12956	DESERT FOX SOLUTIONS	CARLSBAD	NM	36,486.84	36,486.84
1768	DESERT HILLS ELECTRIC SUPPLY INC	ARTESIA	NM	1,553.50	1,553.50
11958	DESERT SNOW	LIBBY	MT	2,496.00	2,496.00
11471	DEVON STINSON	CARLSBAD	NM	292.47	292.47
784	DICK CHARLES MUNOZ	CARLSBAD	NM	645.87	645.87
648	DISH DBS CORP	ENGLEWOOD	CO	726.13	726.13
1488	DITCH WITCH OF EL PASO	EL PASO	TX	304.13	304.13
9987	DIVISION FOR ENTERPRISE	ARLINGTON	TX	495.00	495.00
1041	DIVOTS SPORTSWEAR COMPANY INC	PEACHTREE CORNERS	GA	1,179.29	1,179.29
1530	DPC INDUSTRIES, INC.	DALLAS	TX	8,435.00	8,435.00
298	DUNGAREES LLC	COLUMBIA	MO	4,122.33	4,122.33
269	EAGLE ENGRAVING INC	SAINT CHARLES	IL	2,653.60	2,653.60
9797	EARL PHELPS	CARLSBAD	NM	40.00	40.00
538	EASTERN NM UNIVERSITY	PORTALES	NM	1,981.00	1,981.00

City of Carlsbad
YTD Vendor Summary
July 2021-January 2022

Vendor Number	Vendor Name	City	State	YTD Purchases	YTD Payments
1795	EBSCO SUBSCRIPTION SERV	DALLAS	TX	18,245.00	18,245.00
1878	ECONOLITE CONTROL PRODUCTS INC	PASADENA	CA	3,637.65	3,637.65
10150	EDDIE DUARTE	CARLSBAD	NM	68.85	68.85
1837	EDDY COUNTY	CARLSBAD	NM	1,054,267.83	1,054,267.83
1845	EDDY COUNTY CGIS	CARLSBAD	NM	0.00	38,402.00
1792	EDDY COUNTY CLERK	CARLSBAD	NM	425.00	425.00
1809	EDDY COUNTY DETENTION CENTER	CARLSBAD	NM	194,465.00	194,465.00
1810	EDDY COUNTY EXTENSION SERVICE	CARLSBAD	NM	180.00	180.00
1831	EDDY LEA ENERGY ALLIANCE	CARLSBAD	NM	25,000.00	25,000.00
13443	EDGAR JARAMILLO	CARLSBAD	NM	1,111.00	1,111.00
8950	EDILBERTO MORENO	CARLSBAD	NM	320.00	320.00
12882	EDISPATCHES	KINNELON	NJ	2,312.23	2,312.23
938	EDUARDO BUSTAMANTE	CARLSBAD	NM	500.00	500.00
11887	EL VAQUERITO WESTERN WEAR	CARLSBAD	NM	4,910.73	4,910.73
990	ELAINE HENSLEY FRANCO	CARLSBAD	NM	500.00	500.00
801	ELIJAH R NIETO	CARLSBAD	NM	500.00	500.00
12147	ELITE TIRE & WRECKER SVCS	CARLSBAD	NM	484.41	484.41
730	ELM USA INC	BUFFALO GROVE	IL	515.98	515.98
1926	EMBLEM ENTERPRISES, INC.	VAN NUYS	CA	2,238.40	2,238.40
1927	EMERGENCY MEDICAL PRODUCTS, INC.	CHICAGO	IL	320.00	320.00
11159	EMERSON PROCESS MNGMT	CHICAGO	IL	24,927.32	24,927.32
1892	EMPIRE GRAPHIX	CARLSBAD	NM	4,580.00	4,580.00
1931	EMS REGION III CORP	CLOVIS	NM	80.00	80.00
11475	EMSRX	WAXAHACHIE	TX	16,000.00	16,000.00
12816	ENCHANTED TECHNOLOGY SOLUTIONS	ALBUQUERQUE	NM	39,472.54	39,472.54
1933	ENCYCLOPAEDIA BRITANNICA	CHICAGO	IL	1,275.00	1,275.00
6321	ENMU-ROSWELL	ROSWELL	NM	7,741.32	7,741.32
13161	ENNIS-FLINT INC	GREENSBORO	NC	9,086.80	9,086.80
1963	ENVIRONMENTAL RESOURCE ASSOCIATION	GOLDEN	CO	322.04	322.04
13358	EQUIPMENTSHARE.COM INC	FULTON	MO	574.34	574.34
12524	ERIC CHAVEZ	CARSLBAD	NM	1,567.60	1,567.60

City of Carlsbad
YTD Vendor Summary
July 2021-January 2022

Vendor Number	Vendor Name	City	State	YTD Purchases	YTD Payments
505	ERIKA R PALMER	CARLSBAD	NM	250.00	250.00
876	ERNESTO B MARTINEZ	ROSWELL	NM	5,391.65	5,391.65
840	ETHAN COLE NICHOLS	LUBBOCK	TX	300.00	300.00
872	EVERYTHING2GO.COM LLC	MILWAUKEE	WI	450.00	450.00
1998	EVIDENT, INC	UNION HALL	VA	1,019.78	1,019.78
2019	EXERPLAY, INC.	CEDAR CREST	NM	10,527.73	10,527.73
1801	E-Z RENTALS & SALES, INC.	CARLSBAD	NM	19,313.40	19,313.40
2254	FARONICS TECHNOLOGIES INC	PLEASANTON	CA	970.20	970.20
2255	FASTENAL COMPANY	WINONA	MN	3,330.34	3,330.34
2284	FEDERAL EXPRESS CORP.	PITTSBURGH	PA	209.54	209.54
2359	FERGUSON WATERWORKS #3083	LOS ANGELES	CA	55,949.45	55,949.45
10260	FINANCIAL SECURITY	CARLSBAD	NM	400.51	0.00
9981	FIRE SAFETY USA, INC	ROCHESTER	MN	58.00	58.00
13110	FIREHOSEDIRECT	MOORESVILLE	NC	1,234.67	1,234.67
421	FIRST UNITED METHODIST CHURCH	CARLSBAD	NM	5,000.00	5,000.00
10385	FLAGHOUSE INC	HASBROUCK HT	NJ	8.13	8.13
2384	FLEETPRIDE	DALLAS	TX	7,802.71	7,802.71
2383	FLIGHT LIGHT INC.	SACRAMENTO	CA	1,394.12	1,394.12
229	FLYHIGHUSA, LLC	MUNFORDVILLE	KY	577.00	577.00
2596	FOLLETT HIGHER EDUCATION GROUP INC	WESTCHESTER	IL	930.00	930.00
2480	FORREST TIRE CO., INC.	CARLSBAD	NM	52,832.19	52,832.19
800	FRANCISCO GLENN	SANTA FE	NM	950.00	950.00
12896	FRIENDS OF THE LIVING DESERT	CARLSBAD	NM	7,053.13	7,053.13
2597	FUSON INDUSTRIAL MAINTENANCE LLC	CARLSBAD	NM	600.00	600.00
11919	FUSON PROPERTIES	CARLSBAD	NM	500.00	500.00
2624	GALE A DIVISION OF CENGAGE LEARNING	CHICAGO	IL	1,385.48	1,385.48
12960	GALLS LLC	CHICAGO	IL	29,996.21	29,996.21
330	GARRET ALDAZ	CARLSBAD	NM	40.00	40.00
870	GCC SUN CITY MATERIALS LLC	EL PASO	TX	11,108.03	11,108.03
759	GEMPLER'S INC	JANESVILLE	WI	914.86	914.86
2846	GENERAL MAILING & SHIPPING SYSTEM INC	ALBUQUERQUE	NM	242.00	242.00

City of Carlsbad
YTD Vendor Summary
July 2021-January 2022

Vendor Number	Vendor Name	City	State	YTD Purchases	YTD Payments
8928	GENERAL OPERATING FUND			677,176.50	677,176.50
14690	GERARD JAQUEZ	CARLSBAD	NM	854.61	854.61
6916	GLENDALE PARADE STORE LLC	SAN ANTONIO	TX	2,444.90	2,444.90
11350	GLOBAL EQUIPMENT CO.,INC.	CHICAGO	IL	1,362.51	1,362.51
2548	GOOD EARTH PRODUCTS, INC	HOLLYWOOD	FL	465.95	465.95
343	GOOD TIMES TSHIRT ORGANIZATION LLC	ALBUQUERQUE	NM	2,184.66	2,184.66
817	GOODMANS INC	PHOENIX	AZ	55,103.11	55,103.11
2932	GOPHER SPORT	OWATONNA	MN	564.20	564.20
2933	GRAINGER	KANSAS CITY	MO	54,037.87	54,037.87
331	GRAY MEDIA GROUP INC	ATLANTA	GA	2,440.00	2,440.00
2546	GREEN CLEAN WINDOW CLEANING	CARLSBAD	NM	1,103.36	1,103.36
12698	GREG GUERRA	CARLSBAD	NM	54.56	54.56
12149	GUADALUPE MTN FENCING	CARLSBAD	NM	807.34	807.34
13148	GUADALUPE PEST CONTROL	CARLSBAD	NM	20,261.33	20,261.33
971	GUTH LABORATORIES INC	HARRISBURG	PA	174.13	174.13
14287	GUY BAKER	CARLSBAD	NM	351.63	351.63
3021	GUY LUTMAN ENTERPRISES	CARLSBAD	NM	873.42	873.42
3030	HACH COMPANY	CHICAGO	IL	1,601.69	1,601.69
723	HADRONEX INC.	ESCONDIDO	CA	556.00	556.00
10957	HALL ENVIRONMENTAL	ALBUQUERQUE	NM	2,968.94	2,968.94
3050	HALL MACHINE	CARLSBAD	NM	27,010.24	27,010.24
567	HARRELL'S LLC	LAKELAND	FL	21,587.84	21,587.84
548	HBSS CONNECT CORP	LOWELL	MA	12,036.15	12,036.15
4806	HEARST NEWSPAPER II, LLC	PRESCOTT	AZ	1,830.00	1,830.00
11079	HEIL OF TEXAS	IRVING	TX	13,834.03	13,834.03
3140	HELENA AGRI-ENTERPRISES	DALLAS	TX	43,071.00	43,071.00
15753	HENRY J CASTANEDA	CARLSBAD	NM	73.53	73.53
826	HERB PETTUS	CARLSBAD	NM	1,765.39	1,765.39
3159	HI LINE CO	DALLAS	TX	4,602.46	4,602.46
11680	HINKLE + LANDERS, PC	ALBUQUERQUE	NM	135,909.72	135,909.72
3174	HINKLE SHANOR LLP	ROSWELL	NM	18,687.71	18,687.71

City of Carlsbad
YTD Vendor Summary
July 2021-January 2022

Vendor Number	Vendor Name	City	State	YTD Purchases	YTD Payments
3198	HOBBS NEWS-SUN INC	HOBBS	NM	2,400.00	2,400.00
744	HOLLY BRIGHTLY	EL PASO	TX	2,100.00	2,100.00
491	HOLTZ INDUSTRIES INC	NEWARK	OH	130.28	130.28
10188	HORIZON PEST CONTROLL,LLC	CARLSBAD	NM	1,644.83	1,644.83
993	HORTENSIA S CALDERON	CARLSBAD	NM	500.00	500.00
258	HORTON LAW FIRM LLC	CARLSBAD	NM	4,036.89	4,036.89
13373	HOT SHOT SUPPLY	DENVER	CO	4,276.00	4,276.00
10726	HUB INTL INS SVCS INC	DALLAS	TX	198,788.00	198,788.00
799	HUTTON BROADCASTING LLC	SANTA FE	NM	3,836.43	3,836.43
3320	HYDRA-STOP LLC	BURR RIDGE	IL	3,238.01	3,238.01
3401	IAFC-SOUTHWESTERN DIV	CHANTILLY	VA	880.00	880.00
918	IAN LUKE GARZA	CARLSBAD	NM	357.80	357.80
8937	IBEW, LOCAL UNION #611	ALBUQUERQUE	NM	10,707.82	10,707.82
810	ICA RADIO LTD	DALLAS	TX	790.00	790.00
309	ICE QUBE INC	GREENSBURG	PA	3,240.09	3,240.09
3408	IDEXX DISTRIBUTION INC.	ATLANTA	GA	9,259.22	9,259.22
10059	IMAGE PERMANENCE INST	ROCHESTER	NY	120.00	120.00
3451	INDUSTRIAL ELECTRIC MOTORS INC	CARLSBAD	NM	6,050.27	6,050.27
928	INDUSTRIAL PRODUCTS MFG INC	SALT LAKE CITY	UT	19,496.00	19,496.00
351	INFORMATION PROTECTION SERVICES INC	ROSWELL	NM	2,406.84	2,406.84
3465	INGRAM LIBRARY SERVICES	ATLANTA	GA	10,795.26	10,795.26
10158	INOUTBOARD.COM LLC	CHULA VISTA	CA	300.00	300.00
532	INSIGHT DIRECT USA INC	TEMPE	AZ	3,938.29	3,938.29
735	INSIGHT PUBLIC SECTOR	TEMPE	AZ	107,915.60	107,915.60
3486	IN-SITU, INC.	FORT COLLINS	CO	3,026.18	3,026.18
831	INSTITUTIONAL COMPUTER	N MASSAPEQUA	NY	225.00	225.00
12685	INTAPOL INDUSTRIES INC	NEW YORK	NY	382.99	382.99
93	INTEGRATION & CONTROL SOLUTIONS LLC	ALBUQUERQUE	NM	1,100.02	1,100.02
3522	INTERNAL REVENUE SERVICE	KANSAS CITY	MO	380.11	380.11
10145	INTERNATIONAL BRONZE	FT MYERS	FL	4,257.00	4,257.00
3407	INTERNATIONAL CRITICAL INCIDENT STRESS	ELLICOTT CITY	MD	2,394.00	2,394.00

City of Carlsbad
YTD Vendor Summary
July 2021-January 2022

Vendor Number	Vendor Name	City	State	YTD Purchases	YTD Payments
3508	INTERNATIONAL INSTITUTE OF	RANCHO CUCAMONGA	CA	380.00	380.00
853	IPS TACTICAL	ALBUQUERQUE	NM	81.00	81.00
15634	ISAAC FLOREZ	CARLSBAD	NM	274.17	274.17
12707	ISRAEL RODRIGUEZ	CARLSBAD	NM	342.00	342.00
3601	J & J PIPE & SUPPLY	CARLSBAD	NM	10,080.15	10,080.15
781	J J KELLER & ASSOCIATES INC	NEENAH	WI	413.99	413.99
541	J WAYNE BEVERS	ROSWELL	NM	8,720.06	8,720.06
3605	J.P. COOKE COMPANY	OMAHA	NE	156.00	156.00
3519	JACK HENRY AND ASSOC. INC	MONETT	MO	2,884.42	2,884.42
10533	JACOB DORADO	CARLSBAD	NM	40.00	40.00
5770	JAIME'S WELDING LLC	CARLSBAD	NM	8,017.01	8,017.01
3665	JAMES COOKE & HOBSON INC	ALBUQUERQUE	NM	48,040.21	48,040.21
557	JAMES G EAGER	CARLSBAD	NM	228.00	228.00
3058	JAMES HAMILTON CONST. CO	SILVER CITY	NM	41,127.83	41,127.83
10361	JAMES LOGSDON	ARTESIA	NM	493.00	493.00
700	JAMESON LUCAS	CARLSBAD	NM	3,849.59	3,849.59
3626	JD CREATIONS	CARLSBAD	NM	2,484.50	2,484.50
839	JEFFERSON REITER	CARLSBAD	NM	1,991.44	1,991.44
1036	JENKINS MARKETING CO LLC	ENGLEWOOD	CO	1,972.78	1,972.78
3685	JENX INC	CARLSBAD	NM	924.20	924.20
3729	JESSE PERRY	CARLSBAD	NM	1,314.41	1,314.41
542	JESSI RODRIGUREZ	CARLSBAD	NM	937.73	937.73
14024	JESSIE RODRIGUEZ	CARLSBAD	NM	840.80	840.80
482	JESSIE WILLIAMS	ERA	TX	60,000.00	60,000.00
858	JESUS SOSA	EL PASO	TX	151.00	151.00
3695	JILL'S FABRIC	CARLSBAD	NM	878.87	878.87
11585	JIM MYERS & SONS INC	CHARLOTTE	NC	0.00	4,417.00
10498	JK AUTO & DIESEL LLC	CARLSBAD	NM	398.64	398.64
13449	JOANNE JAURE	CARLSBAD	NM	167.82	167.82
11689	JOE J MONAHAN	ALBUQUERQUE	NM	527.50	527.50
11691	JOEL DOMSCHOT	ROSWELL	NM	36.00	36.00

City of Carlsbad
YTD Vendor Summary
July 2021-January 2022

Vendor Number	Vendor Name	City	State	YTD Purchases	YTD Payments
12884	JOEY LANDGRAF	CARLSBAD	NM	18.00	18.00
782	JOHN HERRING	NOGAL	NM	105.77	105.77
846	JOHN J PENNELL	ROSWELL	NM	15,884.23	15,884.23
14230	JOHN LOWE	CARLSBAD	NM	836.01	836.01
12942	JOHN M CARAWAY	CARLSBAD	NM	2,409.65	2,409.65
966	JOHN MICHAEL DAVIDSON	CARLSBAD	NM	500.00	500.00
14047	JOHN RIDDLE	CARLSBAD	NM	55.00	55.00
15966	JOHN SNEATHEN	CARLSBAD	NM	128.80	128.80
3767	JOHNSTONE SUPPLY	ALBUQUERQUE	NM	1,125.60	1,125.60
828	JONATHAN CHANDLER	CARLSBAD	NM	1,700.00	1,700.00
836	JOSE B ANAYA	CARLSBAD	NM	500.00	500.00
566	JOSE E BENAVIDEZ	LOVING	NM	5,270.60	5,270.60
15653	JOSE M ORNELAS	CARLSBAD	NM	350.00	350.00
329	JOSEPH HOUSER	CARLSBAD	NM	40.00	40.00
208	JOSEPH SHORT	CARLSBAD	NM	119.35	119.35
386	JOSEPH TREADAWAY	CARLSBAD	NM	178.00	178.00
13251	JOSHUA CALDER	CARLSBAD	NM	1,196.92	1,196.92
976	JUAN COELLO	EL PASO	TX	169.00	169.00
302	JUDGEMENT SOLUTIONS	CARLSBAD	NM	769.53	769.53
12710	JUDY BRAKEMAN	CARLSBAD	NM	839.22	839.22
569	JULIE CHESTER	LITHIA	FL	34,694.54	34,694.54
13393	JUNTOS ART ASSOCIATION	EL PASO	TX	2,916.00	2,916.00
3800	JUSTICE SYSTEMS, INC.	ALBUQUERQUE	NM	3,720.00	3,720.00
10764	JWC ENVIRONMENTAL LLC	LOS ANGELES	CA	5,472.60	5,472.60
3869	K LOG	ZION	IL	25,960.00	25,960.00
3813	K W FUELS, INC.	HOBBS	NM	7,110.00	7,110.00
3818	KAM SECURITY & SOUND, INC	CARLSBAD	NM	7,624.87	7,624.87
3780	KANN MANUFACTURING CORP	DUBUQUE	IA	492.17	492.17
15772	KAREN DOMINGUEZ	CARLSBAD	NM	500.00	500.00
3541	KARS LLC	ROSWELL	NM	9,891.90	11,434.62
435	KATHLEEN DAVIS	CARLSBAD	NM	1,475.00	1,475.00

City of Carlsbad
YTD Vendor Summary
July 2021-January 2022

Vendor Number	Vendor Name	City	State	YTD Purchases	YTD Payments
14153	KATHRYN PRELL	CARLSBAD	NM	117.76	117.76
14257	KENNETH AHRENS	CARLSBAD	NM	90.00	90.00
513	KENNETH BERTIN	ROSWELL	NM	2,500.00	2,500.00
12869	KENNETH C FUGATE	CARLSBAD	NM	1,266.00	1,266.00
572	KEVIN C GARNER	CARLSBAD	NM	107.65	107.65
304	KEYMAKE SOLUTIONS LLC	CARLSBAD	NM	2,822.82	2,822.82
10634	KEYSTONE PUMP & SUPPLY	KERMIT	TX	88.88	88.88
962	KEYSTONE RIDGE DESIGNS INC	BUTLER	PA	2,050.00	2,050.00
849	KIRBY WHEELER	CARLSBAD	NM	212.43	212.43
315	KNOX ASSOCIATES INC	PHOENIX	AZ	425.00	425.00
11080	KOAT-TV-HEARST PROPERTIES	ALBUQUERQUE	NM	3,393.75	3,393.75
811	KOOL SNACKS LLC	NEWARK	NJ	2,486.40	2,486.40
3945	KRISTINA B HILLMER	CARLSBAD	NM	1,008.85	1,469.95
348	KUULA LLC	BEVERLY HILLS	CA	518.40	518.40
13387	KWES TELEVISION LLC	ODESSA	TX	3,020.00	3,020.00
1027	L & F DISTRIBUTORS LLC	CORPUS CHRISTI	TX	836.86	836.86
11867	LA CUEVA PET CARE CENTER	CARLSBAD	NM	762.13	762.13
4011	LA TIENDA	CARLSBAD	NM	1,380.92	1,380.92
959	LABORLAWCENTER LLC	SANTA ANA	CA	748.75	748.75
6867	LAKESIDE MEATS INC.	CARLSBAD	NM	1,517.91	1,517.91
4260	LASCO CONSTRUCTION	HOBBS	NM	534,319.25	534,319.25
15793	LATRISHA CALDERON	CARLSBAD	NM	82.94	82.94
4310	LAWSON PRODUCTS INC	CHICAGO	IL	4,646.77	4,646.77
4340	LEA COUNTY ELEC COOP. INC	LOVINGTON	NM	60,897.84	60,897.84
10975	LEAGUE/HISTORIC AMERICAN	FOREST HILL	MD	325.00	325.00
11518	LEATHAM FAMILY LLC	OGDEN	UT	4,403.00	4,403.00
10578	LEE WILSON & ASSOCIATES INC	SANTA FE	NM	2,835.64	2,835.64
10729	LEGENDARY WELD SERVICES	CARLSBAD	NM	2,953.80	2,953.80
204	LELAND'S INDUSTRIES LLC	GRANDVIEW	TX	3,014.00	3,014.00
986	LEO O FRANCO	CARLSBAD	NM	500.00	500.00
11185	LEXJET LLC	ATLANTA	GA	1,105.42	1,105.42

City of Carlsbad
YTD Vendor Summary
July 2021-January 2022

Vendor Number	Vendor Name	City	State	YTD Purchases	YTD Payments
232	LIBRARICA LLC	DALLAS	TX	297.00	297.00
4439	LIBRARY STORE, INC.	TREMONT	IL	1,253.44	1,253.44
4359	LIFE ASSIST INC	RANCHO CORDOVA	CA	55,560.39	55,560.39
1007	LINDA V FRANCO	CARLSBAD	NM	500.00	500.00
929	LISA SIMMONS	CARLSBAD	NM	500.00	500.00
10663	LMC SERVICES INC	CARLSBAD	NM	10,813.02	10,813.02
3875	LN CURTIS & SONS	WALNUT CREEK	CA	26,398.76	26,398.76
3406	LOGIN/IACP NET	BALTIMORE	MD	875.00	875.00
10702	LONGHORN INC	DALLAS	TX	1,136.26	1,136.26
12977	LONNIE SALAZAR	ROSWELL	NM	0.00	84.05
10593	LORRAINE MONTOYA	CARLSBAD	NM	18.00	18.00
12890	LOU'S GLOVES	BRIDGEVIEW	IL	876.00	876.00
10694	LOVING LOCKSMITH SERVICES	CARLSBAD	NM	622.46	622.46
11815	LOWE'S	ATLANTA	GA	56,083.12	56,083.12
14032	LUPE ORNELAS	CARLSBAD	NM	400.30	400.30
4731	MAIL SERVICE CENTER	CARLSBAD	NM	1,677.59	1,677.59
346	MALLORY SAFETY & SUPPLY LLC	LONGVIEW	WA	2,772.20	2,772.20
364	MARCELA G PINON	EL PASO	TX	4,969.68	4,969.68
13195	MARGARET DIANE MOLINA	ANTHONY	NM	2,062.50	2,062.50
1046	MARIO GONZALEZ SANTILLAN	CARLSBAD	NM	100.00	100.00
11812	MARISCAL ELECTRICAL SVC	ARTESIA	NM	65,998.74	65,998.74
861	MARJANOVIC LAW LLC	ALBUQUERQUE	NM	3,235.95	3,235.95
12972	MARK BISCAINO	CARLSBAD	NM	18.00	18.00
10532	MARK JOHNSON	CARLSBAD	NM	76.00	76.00
10948	MARY GARWOOD	CARLSBAD	NM	1,946.92	1,946.92
12649	MASEK ROCKY MTN GOLF CARS	ALBUQUERQUE	NM	768.39	768.39
4779	MASTER LUBE INC	CARLSBAD	NM	1,619.61	1,619.61
4759	MCCOYS LUMBER	CARLSBAD	NM	15,060.93	15,064.03
851	MCGARD LLC	ORCHARD PARK	NY	2,017.70	2,017.70
4764	MCGEE CO	DENVER	CO	3,021.39	3,021.39
3033	MD SOLUTIONS INC	PLAIN CITY	OH	6,489.42	6,489.42

City of Carlsbad
YTD Vendor Summary
July 2021-January 2022

Vendor Number	Vendor Name	City	State	YTD Purchases	YTD Payments
11417	MDN SURVEYING LLC	CARLSBAD	NM	12,600.48	12,600.48
11848	MEGA POWER ELECTRIC LLC	CARLSBAD	NM	2,288.00	2,288.00
12441	MEGAN BOWIE	CARLSBAD	NM	173.05	173.05
13184	MELISSA FELT	CARLSBAD	NM	500.00	500.00
584	MELISSA L ESTRADA	CARLSBAD	NM	500.00	500.00
340	MELISSA PHILLIPS	CARLSBAD	NM	104.39	104.39
5249	MELLOY DODGE	ALBUQUERQUE	NM	35,581.00	35,581.00
11928	MERCURY MEDICAL	CLEARWATER	FL	815.00	815.00
10061	METAL SHOP LIVE	CARLSBAD	NM	7,435.51	7,435.51
908	METALPROMO LLC	AUSTIN	TX	555.00	555.00
893	MH5500 LLC	CARLSBAD	NM	5,004.43	5,004.43
10117	MHQ OF NEW MEXICO	RIO RANCHO	NM	1,620.68	1,620.68
13448	MICAH ROBERTS	ARTESIA	NM	127.86	127.86
11978	MICHAEL (BRAD) HENSON	CARLSBAD	NM	235.82	235.82
931	MICHAEL GREEN	CHATTANOOGA	TN	453.20	453.20
11693	MICHAEL HUETTNER	CARLSBAD	NM	361.45	361.45
13190	MICHAEL HUETTNER	CARLSBAD	NM	113.59	113.59
15755	MICHAEL SHOTT	CARLSBAD	NM	18.00	18.00
11851	MICHAEL TRUJILLO	CARLSBAD	NM	1,209.42	1,209.42
12486	MICHELE ROBERTSON	CARLSBAD	NM	1,500.00	1,500.00
11367	MICHELLE GRANGER	CARLSBAD	NM	69.74	69.74
4869	MIDWEST TAPE	HOLLAND	OH	2,166.64	2,166.64
5218	MILLER ENGINEERS INC	ALBUQUERQUE	NM	687,857.30	687,857.30
4872	MINE SUPPLY	DALLAS	TX	10,474.23	10,474.23
388	MISSION COMMUNICATIONS LLC	NORCROSS	GA	14,706.60	14,706.60
10246	MITCHELL & CRUSE	CARLSBAD	NM	2,368.21	2,368.21
4897	MITY-LITE, INC	DALLAS	TX	13.20	13.20
10647	MOBILE SAFETY & CONSULT	CARLSBAD	NM	3,646.37	3,646.37
4902	MODERN COMPANY	CARLSBAD	NM	2,508.16	2,508.16
4905	MODRALL SPERLING, ROEHL	ALBUQUERQUE	NM	50,727.89	50,727.89
9450	MOLZEN-CORBIN & ASSOC,INC	ALBUQUERQUE	NM	61,314.03	61,314.03

City of Carlsbad
YTD Vendor Summary
July 2021-January 2022

Vendor Number	Vendor Name	City	State	YTD Purchases	YTD Payments
670	MONTGOMERY & ANDREWS, P.A.	SANTA FE	NM	40,183.74	40,183.74
4910	MONTGOMERY AGENCY, INC.	CARLSBAD	NM	2,971.00	2,971.00
4917	MORALES UPHOLSTERY	CARLSBAD	NM	1,157.16	1,157.16
4935	MORRISON SUPPLY	DALLAS	TX	29,951.93	29,951.93
10471	MOST DEPENDABLE FOUNTAINS	ARLINGTON	TN	533.00	533.00
4925	MSC INDUSTRIAL SUPPLY CO.	ST. LOUIS	MO	5,918.46	5,918.46
804	MT SNOW CONSTRUCTION LLC	NEWFANE	VT	6,674.04	6,674.04
4862	MTD INC-THE KID	LOVINGTON	NM	7,260.86	7,260.86
5021	MUELLER REC. PRODUCTS	LINCOLN	NE	254.03	254.03
4975	MUNICIPAL CODE CORP.	TALLAHASSEE	FL	1,400.00	1,400.00
5424	MUNICIPAL EMERGENCY SRVC	SOUTHBURY	CT	48,922.50	47,833.22
818	MUNISSION LLC	SAN JUAN	PR	11,727.50	11,727.50
1022	MUSEUM STUDY LLC	MINNEAPOLIS	MN	400.00	400.00
4587	MWI VETERINARY SUPPLY	DALLAS	TX	1,376.07	1,376.07
5757	MY-LOR, INC	DALLAS	GA	180.39	180.39
4997	MYRON CORP	BALTIMORE	MD	1,759.27	1,759.27
12706	MYSTERY RANCH LTD	BOZEMAN	MT	1,651.80	1,651.80
12913	N7 TACTICAL TRAINING LLC	CARLSBAD	NM	6,150.00	6,150.00
12340	NADINE MIRELES	CARLSBAD	NM	869.18	869.18
9782	NATHAN SKELTON	CARLSBAD	NM	563.69	563.69
917	NATIONAL FILTER MEDIA	WINTHROP	ME	2,531.68	2,531.68
13366	NATIONAL INDUSTRIAL & SAFETY SUPPLY LLC	OLYMPIA	WA	5,710.48	5,710.48
963	NELLIE RODRIGUEZ	CARLSBAD	NM	500.00	500.00
5376	NEUMARK IRRIGATION	ALBUQUERQUE	NM	8,075.81	8,075.81
896	NEW MEXICO DEMOGRAPHIC RESEARCH LLC	ROSWELL	NM	10,783.33	10,783.33
696	NEW MEXICO ENVIRONMENT DEPT	SANTA FE	NM	125.00	125.00
5491	NEW MEXICO FIRE CHIEFS ASSOCIATION	SANTA FE	NM	100.00	100.00
5810	NEW MEXICO GAS CO. INC.	ALBUQUERQUE	NM	40,403.10	40,403.10
5483	NEW MEXICO MAGAZINE	SANTA FE	NM	16,498.25	16,498.25
11109	NEXSTAR BROADCASTING, INC	ALBUQUERQUE	NM	4,518.94	4,518.94
71	NEXTREQUEST CO	SAN FRANCISCO	CA	15,765.75	15,765.75

City of Carlsbad
YTD Vendor Summary
July 2021-January 2022

Vendor Number	Vendor Name	City	State	YTD Purchases	YTD Payments
2349	NFPA	AVON	MA	40.00	40.00
5551	NICHOLS PRINTING, INC.	CARLSBAD	NM	11,263.00	11,263.00
1010	NICK SULLIVAN	CARLSBAD	NM	1,490.00	1,490.00
11650	NM ASSOC OF CHIEFS OF	SANTA FE	NM	250.00	250.00
5458	NM BOARD OF PHARMACY	ALBUQUERQUE	NM	50.00	50.00
8953	NM CHILD SUPPORT	ALBUQUERQUE	NM	28,888.84	28,888.84
5492	NM CITY MANAGEMENT ASSN.	SANTA FE	NM	1,030.30	1,030.30
5470	NM EMS BUREAU	SANTA FE	NM	290.00	290.00
5471	NM FLOODPLAIN MANAGERS ASSOC	ROSWELL	NM	35.00	35.00
5467	NM JUNIOR COLLEGE	HOBBS	NM	5,207.00	5,207.00
12957	NM LAW ENFORCEMENT ACADEMY	SANTA FE	NM	30.00	30.00
5484	NM LIBRARY ASSOCIATION	ALBUQUERQUE	NM	310.00	310.00
6953	NM MUNICIPAL ATTORNEYS	SANTA FE	NM	10.00	10.00
5489	NM MUNICIPAL CLERKS AND	SANTA FE	NM	60.00	60.00
5493	NM MUNICIPAL COURT CLERKS	SANTA FE	NM	420.00	420.00
5494	NM MUNICIPAL JUDGES ASSN.	SANTA FE	NM	225.00	225.00
5495	NM MUNICIPAL LEAGUE	SANTA FE	NM	75.00	75.00
5499	NM MUNICIPAL LIBRARIANS ASSOCIATION	SANTA FE	NM	50.00	50.00
5536	NM ONE CALL SYSTEMS INC	ALBUQUERQUE	NM	7,528.00	7,528.00
5502	NM RECYCLING COALITION	SANTA FE	NM	1,485.00	1,485.00
8955	NM RETIREE HEALTH CARE	ALBUQUERQUE	NM	606,547.10	606,547.10
5584	NM SELF INSURERS FUND	SANTA FE	NM	759,660.47	759,660.47
11366	NMAC 911 DIRECTORS AFFILL	GALLUP	NM	150.00	150.00
5497	NMML	SANTA FE	NM	76,150.00	76,150.00
5108	NMPTA	RIO RANCHO	NM	400.00	400.00
5555	NMWWA	ESPANOLA	NM	2,031.00	2,031.00
5608	NMWWA SE SECTION	ESPANOLA	NM	1,278.00	1,278.00
5546	NOAH'S ARK, INC.	CARLSBAD	NM	184,440.02	184,440.02
11266	NOALMARK BROADCASTING COR	HOBBS	NM	2,156.66	2,156.66
13213	NOREGON SYSTEMS INC	GREENSBORO	NC	450.00	450.00
994	NORMA NAVARRETE	CARLSBAD	NM	500.00	500.00

City of Carlsbad
YTD Vendor Summary
July 2021-January 2022

Vendor Number	Vendor Name	City	State	YTD Purchases	YTD Payments
5572	NORTHERN SAFETY CO.,INC.	UTICA	NY	556.20	556.20
13398	NORTHERN TOOL & EQUIPMENT	BURNSVILLE	MN	15,571.50	15,571.50
565	NUMERICALLY AUTOMATED CUTTING	LAKEVILLE	MN	1,124.50	1,319.50
13138	NUTRIEN AG SOLUTIONS	WALL LAKE	IA	2,635.00	2,635.00
5602	OCLC, INC	DENVER	CO	6,852.56	6,852.56
11090	ODESSA AMERICAN	MCALLEN	TX	5,630.00	5,630.00
5639	OFFICE DEPOT INC.	DALLAS	TX	16,548.78	16,548.78
11659	OHIO CHILD SUPPORT PYMT	COLUMBUS	OH	5,583.99	5,583.99
5678	ON TARGET COMMUNICATIONS	BURTONSVILLE	MD	26,000.00	26,000.00
11364	ONE FIFTYS LLC	CARLSBAD	NM	2,105.55	2,105.55
9998	ONE TIME			13,707.67	13,767.92
9999	ONE TIME			7,976,369.82	7,978,855.32
218	OPPORTUNITYSPACE INC	BOSTON	MA	12,000.00	12,000.00
5668	OREILLY AUTO/FIRST CALL	SPRINGFIELD	MO	6,123.10	6,123.10
5693	ORIENTAL TRADING CO	DES MOINES	IA	4,500.97	4,500.97
3017	ORLANDO GARZA	CARLSBAD	NM	284,966.80	284,966.80
11886	OTC BRANDS, INC.	DES MOINES	IA	1,088.07	1,088.07
16080	OTIS WATER USERS CO-OP	CARLSBAD	NM	1,165.61	1,165.61
5715	OTTO ENVIRONMENTAL	CHARLOTTE	NC	37,874.57	37,874.57
10025	OVERDRIVE INC	CLEVELAND	OH	3,153.00	3,153.00
349	OXI FRESH OF SE NM LLC	ROSWELL	NM	1,590.51	1,590.51
488	P & M SOLUTIONS LLC	NORCROSS	GA	4,531.40	4,531.40
5808	PAC-N-MAIL/T&S ENTEPRISES	CARLSBAD	NM	995.39	995.39
857	PARKER JOHNSON	CARLSBAD	NM	169.00	169.00
10714	PASTPERFECT SOFTWARE INC	EXTON	PA	760.00	760.00
935	PATHSOLUTIONS INC	SUNNYVALE	CA	29,736.00	29,736.00
383	PATRICIA LOPEZ	CARLSBAD	NM	18.00	18.00
471	PATRICIA ORTIZ	CARLSBAD	NM	408.52	408.52
5848	PATS PARTS & SVC, INC.	CARLSBAD	NM	914.99	914.99
11734	PDS INC	EL PASO	TX	968.81	968.81
5729	PECOS VALLEY BROADCASTING CORP	ARTESIA	NM	8,046.89	8,046.89

City of Carlsbad
YTD Vendor Summary
July 2021-January 2022

Vendor Number	Vendor Name	City	State	YTD Purchases	YTD Payments
5222	PECOS VALLEY CONSTRUCTION LLC	CARLSBAD	NM	1,272.12	1,272.12
5862	PECOS VALLEY EQUIPMENT CO	ARTESIA	NM	79.98	79.98
158	PELICANS LLC	FREDERICK	CO	8,786.18	8,786.18
5877	PENWORTHY	MILWAUKEE	WI	1,209.89	1,209.89
6924	PERFECT DESIGNS, LLC	CARLSBAD	NM	2,411.08	2,411.08
357	PERMITS WEST, INC.	SANTA FE	NM	261.13	261.13
5889	PETERSON'S WATER TREATMENT LLC	ALBUQUERQUE	NM	3,162.15	3,162.15
5882	PETES EQUIPMENT REPAIR, INC	ALBUQUERQUE	NM	28,648.16	28,648.16
68	PETSENSE	CARLSBAD	NM	761.82	761.82
5924	PHIL'S LANDSCAPING	CARLSBAD	NM	6,031.11	6,031.11
11872	PICO PROPANE AND FUELS	CARLSBAD	NM	17,918.28	17,918.28
12574	PILOT THOMAS LOGISTICS	DALLAS	TX	1,746.92	1,746.92
5944	PIONEER EQUIPMENT INC	PHOENIX	AZ	14,377.52	14,377.52
10935	PIPESTONE EQUIPMENT LLC	GOLDEN	CO	11,369.25	11,369.25
5938	PITNEY BOWES GLOBAL FINANCIAL SERVICES LLC	PITTSBURGH	PA	13,559.57	13,559.57
5950	PLAINS WELDING SUPPLY,INC	CARLSBAD	NM	6,838.46	7,074.96
1042	PLANETAIR TURF PRODUCTS LLC	NAPLES	FL	923.71	923.71
895	PLANTED LANDSCAPING LLC	CARLSBAD	NM	1,184.11	1,184.11
13189	PLATINUM AUTO SERVICES INC	CARLSBAD	NM	747.37	747.37
477	PNA CONSTRUCTION	CARLSBAD	NM	40,429.10	40,429.10
868	POLAR KING INTERNATIONAL INC	FORT WAYNE	IN	35,065.45	35,065.45
588	POLARIS SALES INC	MEDINA	MN	22,042.14	22,042.14
7331	POLICEONE.COM	FRISCO	TX	5,900.00	5,900.00
6007	POLYDYNE INC	ATLANTA	GA	10,026.00	10,026.00
916	POSITIVE CONCEPTS INC.	ORANGE	CA	775.00	775.00
5996	POSITIVE PROMOTIONS	HAUPPAUGE	NY	940.01	940.01
5972	POSTAL PROS, INC	CALDWELL	ID	61,148.48	61,148.48
9632	POSTMASTER	CARLSBAD	NM	388.00	388.00
296	POTHOLES LLC	BILLINGS	MT	2,271.79	2,271.79
11997	POWERDMS,INC	ORLANDO	FL	8,011.82	8,011.82
11278	PRECISION HYDRAULIC TECH	ODESSA	TX	2,118.27	2,118.27

City of Carlsbad
YTD Vendor Summary
July 2021-January 2022

Vendor Number	Vendor Name	City	State	YTD Purchases	YTD Payments
11141	PREMIERE APPARAISALS LLC	CARLSBAD	NM	0.00	500.00
468	PRESTIGE COLLISION CENTER	CARLSBAD	NM	3,910.24	3,910.24
13205	PRO ACOUSTICS LLC	SALADO	TX	1,254.01	1,254.01
62	PROFESSIONAL AMBULANCE SALES & SERVICE LLC	COMANCHE	TX	2,314.47	2,314.47
6116	PROFESSIONAL GLASS CONSULTANTS	SANTA FE	NM	159.47	159.47
5981	PROFORCE LAW ENFORCEMENT	PRESCOTT	AZ	14,913.50	14,913.50
6114	PROQUEST INFORMATION	CHICAGO	IL	1,188.68	1,188.68
8964	PROVIDENT LIFE & ACCIDENT	ALTANTA	GA	3,597.26	3,597.26
6106	PUBLIC AGENCY TRNNG CNCL	PLAINFIELD	IN	945.00	945.00
11077	PUBLIC SAFETY PSYCHOLOGICAL SERVICES	DEMING	NM	1,497.12	1,497.12
12603	PUBLIC SAFETY PSYCHOLOGY	ALBUQUERQUE	NM	16,531.25	16,531.25
12174	PULLTARPS MFG	EL CAJON	CA	4,484.53	5,985.24
5032	PURE OPERATIONS, LLC	LAS CRUCES	NM	115,762.81	115,762.81
6097	PVT	ARTESIA	NM	21,794.19	21,794.19
6130	QA BALANCE SERVICES, INC.	AURORA	CO	911.80	911.80
678	QUADIENT LEASING USA INC	MILFORD	CT	752.92	752.92
11899	QUALITY JANITORIAL LLC	HAGERMAN	NM	60,795.51	60,795.51
11318	QUALITY TOWING	CARLSBAD	NM	6,667.95	6,667.95
6164	QUEST DIAGNOSTICS	ATLANTA	GA	4,533.46	4,533.46
6168	QUILL OFFICE PRODUCTS	FRAMINGHAM	MA	9,683.63	9,789.62
6198	R & R PRODUCTS, INC.	TUCSON	AZ	6,681.76	6,681.76
10097	R & R SURVEYING, LLC	CARLSBAD	NM	1,641.60	1,641.60
179	R&J BAILEY LLC	CARLSBAD	NM	2,305.96	2,305.96
457	RAGNASOFT INC	LANCASTER	PA	1,350.00	1,350.00
11564	RAIN DECK, LLC	MESA	AZ	3,366.10	3,366.10
14489	RANDY GALINDO	CARLSBAD	NM	453.00	453.00
914	RANDY M AUTIO	ALBUQUERQUE	NM	1,724.49	1,724.49
11291	RAPID MARINE FUELS LLC	DEER PARK	TX	700.00	700.00
6319	RAY ALLEN MANUFACTURING LLC	COLORADO SPRINGS	CO	1,386.82	1,386.82
119	RBC CAPITAL MARKETS LLC	JERSEY CITY	NJ	26,968.75	26,968.75
6318	REAL VISION SOFTWARE INC	ALEXANDRIA	LA	3,000.00	3,000.00

City of Carlsbad
YTD Vendor Summary
July 2021-January 2022

Vendor Number	Vendor Name	City	State	YTD Purchases	YTD Payments
6228	RED BUD SUPPLY INC	BELMONT	MS	1,881.05	1,881.05
12797	RED ROCKET MEDIA LLC	LAS VEGAS	NV	49,569.09	49,569.09
6243	REEVES COMPANY INC	ATTLEBORO	MA	134.78	162.73
13403	REFLECTIVE APPAREL FACTORY	MARIETTA	GA	1,958.28	1,958.28
978	RELIANCE ENVIRONMENTAL TRUCK SALES LLC	CONVERSE	TX	1,595.54	1,595.54
12204	RELIANCE STANDARD	CAROL STREAM	IL	90,314.21	90,314.21
12651	RELIANT HIRING SOLUTIONS	MANASSAS	VA	450.00	450.00
1029	REPUBLIC NATIONAL DISTRIBUTING CO	ALBUQUERQUE	NM	1,355.00	1,355.00
6841	RESCUE SOLUTIONS INTERNATIONAL INC	REDMOND	OR	1,395.00	1,395.00
6216	RESCUE SOURCE	WILTON	CA	2,076.53	2,076.53
2472	RICH FORD	ALBUQUERQUE	NM	21,082.54	21,082.54
9580	RICHARD AGUILAR	CARLSBAD	NM	320.00	320.00
11146	RICHARD CAGE	CARLSBAD	NM	616.18	616.18
820	RICHARD G FLEMING	CARLSBAD	NM	1,999.99	1,999.99
9398	RICHARD LOPEZ	CARLSBAD	NM	104.43	104.43
10597	RICHARD RAMIREZ	ROSWELL	NM	0.00	30.00
989	RITA CALDERON	CARLSBAD	NM	500.00	500.00
11893	RIVISTAS SUBSCRIPTION SERVICES	GLOUCESTER	VA	2,853.70	2,853.70
716	RJ BORDER INTERNATIONAL	EL PASO	TX	1,259.85	1,259.85
12573	ROADRUNNER TOOLS LLC	LAKE ARTHUR	NM	865.00	865.00
9168	ROBERT CASTILLO	CARLSBAD	NM	198.86	237.92
984	ROBERT L FRANCO	CARLSBAD	NM	500.00	500.00
9733	ROBERT SANCHEZ	CARLSBAD	NM	18.00	18.00
14594	ROBERT TRAUTNER	CARLSBAD	NM	770.87	1,018.38
12766	ROBERT TRAUTNER	CARLSBAD	NM	258.36	1,028.33
6348	ROBERTS TRUCK CENTER OF	ALBUQUERQUE	NM	1,671.09	1,671.09
12522	ROCKING M SERVICES LLC	CARLSBAD	NM	8,768.82	8,768.82
12182	ROCKING WD SERVICES LLC	CARLSBAD	NM	34,446.64	34,446.64
6447	ROCKY MOUNTAIN INFORMATION NETWORK INC	PHOENIX	AZ	200.00	200.00
6454	ROCKY MOUNTAIN SUPPLY	ALAMOGORDO	NM	276.73	276.73
10705	ROGUE FITNESS	COLUMBUS	OH	2,291.60	2,291.60

City of Carlsbad
YTD Vendor Summary
July 2021-January 2022

Vendor Number	Vendor Name	City	State	YTD Purchases	YTD Payments
10803	ROLAND ROY	CARLSBAD	NM	472.18	472.18
246	ROLFSON OIL LLC	ADDISON	TX	51,596.16	51,596.16
493	ROLL OFFS USA INC	DURANT	OK	1,941.70	1,941.70
15718	RORY CASTANEDA	CARLSBAD	NM	751.25	751.25
667	RUDY DOMINGUEZ	CARLSBAD	NM	1,500.00	1,500.00
5922	RUGGED TRADE LLC	CARLSBAD	NM	270.48	270.48
6510	RUSH TRUCK CENTERS	DECATUR	AL	75,206.03	66,850.97
13215	S & S WORLDWIDE INC	BOSTON	MA	197.40	197.40
6620	SAFETY KLEEN CORP.	DALLAS	TX	2,905.27	2,905.27
952	SAFEWARE INC.	LANHAM	MD	11,615.24	11,615.24
988	SAMANTHA SHRAKE	CARLSBAD	NM	250.00	250.00
985	SAMANTHA SMITH	CARLSBAD	NM	500.00	500.00
263	SAMANTHA WATSON	CARLSBAD	NM	67.84	67.84
946	SAMBA HOLDINGS INC	PASADENA	CA	63.40	63.40
14297	SAMUEL A RIVERA	CARLSBAD	NM	58.74	70.74
9199	SAMUEL DORADO	CARLSBAD	NM	362.00	362.00
987	SAN ANTONIO TURF LLC	EL PASO	TX	34,000.00	34,000.00
6642	SAN BAR CONSTRUCTION CORP	ALBUQUERQUE	NM	15,611.56	15,611.56
14140	SANDERS BRUIN COLL & WORLEY PA	ROSWELL	NM	15,700.00	15,700.00
212	SANDIA OFFICE SUPPLY INC	ALBUQUERQUE	NM	5,214.34	5,214.34
852	SAUL AGUILAR	ROSWELL	NM	2,095.58	2,095.58
277	SAUL MEDINA	EL PASO	TX	90.00	90.00
549	SCADA ACCESS INC	SHREVEPORT	LA	72.00	72.00
6658	SCHOLASTIC LIBRARY PUBLICATIONS	SECAUCUS	NJ	1,032.32	1,032.32
6653	SCHOOL OUTFITTERS	CINCINNATI	OH	2,132.84	2,132.84
6680	SCIENTIFIC LABORATORY DIV	ALBUQUERQUE	NM	65.00	65.00
9427	SCOTT MAXWELL	CARLSBAD	NM	2,520.06	2,520.06
6699	SCOTTS LANDSCAPING INC	CARLSBAD	NM	7,621.54	7,621.54
6722	SECRETARY OF STATE	SANTA FE	NM	353.00	353.00
1038	SEGD	WASHINGTON	DC	185.00	185.00
11810	SEPI MARKETING	DEERFIELD BEACH	FL	3,903.00	3,903.00

City of Carlsbad
YTD Vendor Summary
July 2021-January 2022

Vendor Number	Vendor Name	City	State	YTD Purchases	YTD Payments
11469	SERGIO MALDONADO	ELEPHANT BUTTE	NM	54.00	54.00
14048	SERGIO RAMOS	CARLSBAD	NM	54.00	54.00
979	SERVICE ORIENTED LLC	RIO RANCHO	NM	538.23	538.23
7513	SEW WHAT!	CARLSBAD	NM	1,385.40	1,385.40
12084	SHALOM TRAILERS, INC	CARLSBAD	NM	2,150.00	2,150.00
814	SHANAN CAMPBELL ENTERPRISES LLC	DURANGO	CO	5,595.00	5,595.00
6739	SHARNET CORP.	HOBBS	NM	1,412.59	1,412.59
6742	SHARP ELECTRONICS CORP	MONTVALE	NJ	41,402.13	41,402.13
6760	SHERWIN-WILLIAMS	CARLSBAD	NM	4,562.30	4,562.30
12070	SHI INTERNATIONAL CORP	DALLAS	TX	57.00	12.84
6533	SHIFT CALENDARS, INC	COVINA	CA	856.04	856.04
6794	SHORTHORN LITTLE LEAGE	CARLSBAD	NM	2,880.00	2,880.00
234	SHORT'S WRECKER SERVICES LLC	CARLSBAD	NM	1,018.53	1,018.53
10927	SIAS PLUMBING	CARLSBAD	NM	6,336.00	6,336.00
5252	SIDDONS-MARTIN EMERGENCY GROUP	DALLAS	TX	19,874.90	19,874.90
12881	SIGNALSCAPE INC	CARY	NC	2,377.99	2,377.99
825	SIGNATURE PROMOTIONAL GROUP	ORLANDO	FL	570.00	570.00
841	SILAS GABRIEL CLARK	LUBBOCK	TX	300.00	300.00
922	SILK WORLDWIDE INC	STAFFORD	TX	1,699.99	1,699.99
6800	SIRCHIE	YOUNGSVILLE	NC	209.61	209.61
216	SLIP SPECIALISTS OF THE SOUTHWEST LLC	CARLSBAD	NM	635.11	635.11
654	SMARTSHEET INC	DALLAS	TX	1,278.84	1,278.84
13280	SMITH & PHELPS ENTERPRISES	CARLSBAD	NM	2,948.00	2,948.00
6873	SMITH ENGINEERING INC.	ROSWELL	NM	151,040.84	151,040.84
10171	SMITHCO CONSTRUCTION INC	CABALLO	NM	8,822.57	8,822.57
5782	SNF INC DBA BRAND FX BODY	FORT WORTH	TX	768.50	768.50
6884	SNMCAC CORPORATION	CARLSBAD	NM	7,500.00	7,500.00
6981	SOCIETY FOR HUMAN	BALTIMORE	MD	448.00	448.00
11793	SOLARWINDS INC	AUSTIN	TX	427.83	427.83
830	SONIA MONTEJANO-FRANCO	CARLSBAD	NM	296.03	296.03
7323	SONICLEAR TRIO SYSTEMS LLC	PASADENA	CA	1,439.00	1,439.00

City of Carlsbad
YTD Vendor Summary
July 2021-January 2022

Vendor Number	Vendor Name	City	State	YTD Purchases	YTD Payments
951	SONJA DURAN	LOVING	NM	5,011.51	5,011.51
1008	SONYA ANNE SCHUTT	CARLSBAD	NM	500.00	500.00
6980	SOUTH COUNTRY GREENHOUSE	CARLSBAD	NM	750.00	750.00
6990	SOUTHEAST READY MIX, INC.	CARLSBAD	NM	11,482.98	11,482.98
7000	SOUTHEASTERN NM ECONOMIC	ROSWELL	NM	7,641.00	7,641.00
366	SOUTHERN TIRE MART LLC	COLUMBIA	MS	10,975.09	10,975.09
11954	SOUTHWEST ART	PALM COAST	FL	36.00	36.00
60	SOUTHWEST ENVIRONMENTAL LLC	CARLSBAD	NM	46,318.26	46,318.26
8823	SOUTHWEST FIRST AID AND	EL PASO	TX	538.78	538.78
7088	SOUTHWEST LP GAS CO	CARLSBAD	NM	736.34	736.34
7093	SOUTHWEST PHARMACY	CARLSBAD	NM	19,659.72	19,659.72
11429	SOUTHWEST TRAINING CONSLT	ALGODONES	NM	24,466.25	24,466.25
7082	SOUTHWESTERN EQUIPMENT CO	JUSTIN	TX	14,208.31	14,208.31
7145	SPARKS OFFICE SUPPLY, INC	CARLSBAD	NM	39,137.43	39,137.43
7162	SPECIALTY COMMUNICATIONS	ALBUQUERQUE	NM	12,378.20	12,378.20
899	SPECIALTY PUBLICATIONS OF MICHIGAN LLC	WALLED LAKE	MI	6,000.00	6,000.00
7164	SPORT CENTER	CARLSBAD	NM	2,170.68	2,170.68
7168	SPRINGTIME CLEANING SVCS	CARLSBAD	NM	5,258.52	5,258.52
4534	STANDARD SIGNS INC	MACEDONIA	OH	459.02	459.02
734	STAPLES INC	FRAMINGHAM	MA	616.21	616.21
13370	STATE DISBURSEMENT UNIT	CAROL STREAM	IL	3,703.94	3,703.94
808	STATE OF NEW MEXICO TOURISM DEPT	SANTA FE	NM	23,380.00	23,380.00
7216	STATE OF NM COMMISSIONER	SANTA FE	NM	25,416.86	25,416.86
7221	STEEL DEPOT	HOBBS	NM	6,331.61	6,331.61
10184	STELLAR INC	CARLSBAD	NM	23,407.12	23,407.12
12969	STEPHEN MUNROE	CARLSBAD	NM	2,689.28	2,689.28
7220	STERICYCLE, INC.	CAROL STREAM	IL	592.52	592.52
837	STEVEN CARRASCO GARCIA	CARLSBAD	NM	8,750.00	8,750.00
7229	STONYS PAINT & BODY	CARLSBAD	NM	667.40	667.40
812	STRATEGIES 360 INC	SEATTLE	WA	31,880.64	31,880.64
5300	STRYKER SALES CORPORATION	CHICAGO	IL	63,769.70	63,769.70

City of Carlsbad
YTD Vendor Summary
July 2021-January 2022

Vendor Number	Vendor Name	City	State	YTD Purchases	YTD Payments
10898	SUSTEEN, INC	IRVINE	CA	1,495.00	1,495.00
7101	SW TROPHIES & ENGRAVING	CARLSBAD	NM	171.72	171.72
6971	SWANK MOTION PICTURES INC	CHICAGO	IL	850.00	850.00
485	SYSAID TECHNOLOGIES INC	NEWTON	MA	4,260.00	4,260.00
11267	TADDY HEALTHCARE SVCS LLC	CARLSBAD	NM	8,637.87	8,637.87
10223	TAKKT AMERICA HOLDING INC	CHICAGO	IL	869.02	869.02
5281	TARGET SOLUTIONS LEARNING LLC	TAMPA	FL	6,379.00	6,379.00
7135	TATE BRANCH	CARLSBAD	NM	13,036.87	13,036.87
7340	TAXATION & REVENUE DEPT.	SANTA FE	NM	22,903.12	22,903.12
8983	TAXATION & REVENUE DEPT.			4,145.20	4,145.20
885	TAXATION & REVENUE NM	ALBUQUERQUE	NM	5,431.43	5,431.43
10981	TDS	PALATINE	IL	16,332.75	16,332.75
7397	TECHNIQUE DATA SYSTEMS	ROCKWALL	TX	447.00	447.00
12778	TECHNOLGIES CDWARE INC	CANADA		18,496.00	18,496.00
11114	TED CORDOVA	CARLSBAD	NM	1,218.95	1,218.95
821	TED D MILLER ASSOCIATES INC	LAKEWOOD	CO	573.55	573.55
11348	TEINERT METALS, INC.	LUBBOCK	TX	587.16	587.16
570	TELECURVE LLC	LAKEWOODM	NJ	745.00	745.00
13375	TELEFLEX LLC	ATLANTA	GA	10,435.22	10,435.22
7393	TENNIS EQUIP SALES & SVCE	SCOTTSDALE	AZ	840.00	840.00
7390	TERRYBERRY	GRAND RAPIDS	MI	1,414.02	1,414.02
1233	THE CIMA COMPANIES, INC.	WOODBRIDGE	VA	1,348.63	1,348.63
6015	THE FLAG MAKERS	DENVER	CO	218.00	218.00
2625	THE GARDEN MART, INC.	CARLSBAD	NM	117,134.35	117,134.35
803	THE GRANT PLANT INC	ALBUQUERQUE	NM	25,837.31	25,837.31
2550	THE LOCAL PAGES INC	SALT LAKE CITY	UT	477.96	477.96
6651	THE NEW MEXICAN INC	SANTA FE	NM	6,620.11	6,620.11
1017	THE PARTY PLACE NM LLC	CARLSBAD	NM	237.00	237.00
12855	THE POWERS GROUP	EL PASO	TX	2,400.00	2,400.00
8089	THE WATER WORKS INC	CARLSBAD	NM	6,132.80	6,132.80
7482	THERMAL SCIENTIFIC, INC	MANSFIELD	TX	3,535.15	3,535.15

City of Carlsbad
YTD Vendor Summary
July 2021-January 2022

Vendor Number	Vendor Name	City	State	YTD Purchases	YTD Payments
8216	THINK TREES NEW MEXICO	ALBUQUERQUE	NM	320.00	320.00
7345	THIRTEEN TWENTY LLC	ARTESIA	NM	796.90	796.90
7533	THOMSON-WEST	CAROL STREAM	IL	9,808.00	9,808.00
11707	THUNDER RUN CONCRETE LLC	CARLSBAD	NM	41,332.60	41,332.60
7500	THYSSENKRUPP ELEVATOR CRP	CAROL STREAM	IL	6,205.26	6,205.26
12955	TIM NYCE	CARLSBAD	NM	18.00	18.00
11040	TODD P FLOREZ	CARLSBAD	NM	500.00	500.00
7311	TORO NATIONAL SUPPORT	ABILENE	TX	1,785.00	1,785.00
10230	TRANSUNION RISK &	DALLAS	TX	1,464.25	1,464.25
732	TRAVIS J BRUNS	CARLSBAD	NM	252.18	252.18
9869	TREY THOMPSON	CARLSBAD	NM	509.00	509.00
210	TRI-TECH FORENSICS INC	LELAND	NC	0.00	306.50
847	TROJAN TECHNOLOGIES GROUP ULC	LONDON, ONTARIO		19,635.21	19,635.21
6927	TTCS	ALBUQUERQUE	NM	830.00	830.00
12506	TURNER BURKE HEADRICK	ARTESIA	NM	40.00	40.00
13177	TYLER BARKER	CARLSBAD	NM	95.00	95.00
12393	TYLER TECHNOLOGIES INC	DALLAS	TX	427,639.49	427,639.49
7607	ULINE INC.	PLEASANT PRAIRIE	WI	38,529.71	38,529.71
7610	ULTRA CLEAN CARPET &	CARLSBAD	NM	69,840.75	69,840.75
7660	UNION HOME & INDUSTRIAL	CARLSBAD	NM	2,280.90	2,280.90
7634	UNITED REFRIGERATION, INC	DALLAS	TX	1,009.20	1,009.20
7667	UNITED SALT CORPORATION	LAFAYETTE	LA	541.10	541.10
8939	UNITED STEEL WORKERS	PITTSBURGH	PA	54,438.64	54,438.64
8987	UNITED WAY	CARLSBAD	NM	9,029.52	9,029.52
771	UNIVERSAL AG LLC	LENORAH	TX	4,800.00	4,800.00
7705	UNIVERSAL BEARING & CHAIN	CARLSBAD	NM	2,505.25	2,505.25
12693	UNIVERSITY OF NEW MEXICO	ALBUQUERQUE	NM	450.00	450.00
7723	UNIVERSITY PRODUCTS, INC.	HOLYOKE	MA	1,229.79	1,229.79
7615	UNM-JUDICIAL EDUC. CENTER	ALBUQUERQUE	NM	16,788.00	16,788.00
7621	UPBEAT, INC.	CHICAGO	IL	2,445.49	2,445.49
10050	URBAN RESTORATION GROUP	GLENDALE	CA	813.00	813.00

City of Carlsbad
YTD Vendor Summary
July 2021-January 2022

Vendor Number	Vendor Name	City	State	YTD Purchases	YTD Payments
7624	USA BLUE BOOK	WAUKEGAN	IL	7,159.40	7,159.40
7671	USPS-NEOPOST POC	CAROL STREAM	IL	4,000.00	4,000.00
10118	VANGARD WIRELESS LLC	ALEXANDRIA	VA	453.18	453.18
300	VENDNOVATION LLC	RICHMOND	WA	1,200.00	1,200.00
336	VERIZON CONNECT NWF INC	SAN DIEGO	CA	590.33	590.33
11901	VERIZON WIRELESS	DALLAS	TX	41,876.82	41,876.82
7937	VERMEER SALES SOUTHWEST	GILBERT	AZ	65,120.60	65,120.60
964	VERONICA GARCIA	CARLSBAD	NM	500.00	500.00
7821	VICTOR STANLEY, INC	DUNKIRK	MD	2,584.40	2,584.40
512	VIRGINIA RUBBER CORPORATION	MANASSAS	VA	219.51	219.51
12261	VISION LEADERSHIP INC	SEATTLE	WA	14,976.87	14,976.87
11972	VIVIAL MEDIA LLC	ST LOUIS	MO	2,924.03	2,924.03
239	VIVID INK & TONER	NORTHRIDGE	CA	1,911.82	1,911.82
11529	WAC UPFITTERS LLC	ALBUQUERQUE	NM	1,110.60	1,110.60
8027	WAGNER EQUIPMENT CORP.	DENVER	CO	23,096.44	19,203.92
12558	WAGNER RENTS INC	DENVER	CO	180,296.47	180,296.47
8030	WAIDE SAND & GRAVEL CO.	ROSWELL	NM	1,666.59	1,666.59
8047	WAL-MART STORE, INC.	CARLSBAD	NM	3,500.00	3,500.00
10487	WARRIOR KIT INC	PUEBLO WEST	CO	13,500.00	13,500.00
8065	WASTE SYSTEMS	ABERNATHY	TX	4,893.94	4,893.94
8063	WASTEQUIP MANUFACTURING CO LLC	CHARLOTTE	NC	127,778.00	127,778.00
8818	WATCHGUARD VIDEO INC	ALLEN	TX	8,245.00	8,245.00
8070	WATER DEPARTMENT	CARLSBAD	NM	450,869.35	450,869.35
8077	WATERMASTER IRRIGATION SUPPLY	LUBBOCK	TX	1,636.51	1,636.51
8072	WATSON TRUCK & SUPPLY	HOBBS	NM	16,914.73	16,914.73
312	WELLS FARGO FINANCIAL LEASING INC	DES MOINES	IA	13,607.66	13,607.66
11648	WENDY D AUSTIN	CARLSBAD	NM	2,182.68	2,182.68
647	WESTERN STATES FIRE PROTECTION CO	BOSTON	MA	4,027.19	4,027.19
8364	WEX BANK	CAROL STREAM	IL	762,174.62	759,345.95
13111	WHITEWATER WEST IND LTD	RICHMOND	BC	6,587.93	6,587.93
8232	WILL WYATT CONSTRUCTION	CARLSBAD	NM	18,449.51	18,449.51

City of Carlsbad
YTD Vendor Summary
July 2021-January 2022

Vendor Number	Vendor Name	City	State	YTD Purchases	YTD Payments
969	WILLIAM FRY / EFREN GUILLEN	CARLSBAD	NM	726.32	726.32
9693	WILLIAM RODRIGUEZ	CARLSBAD	NM	1,337.66	1,337.66
11729	WILSONS AC & HEATING SVC	CARLSBAD	NM	526.82	526.82
7860	WINDSTREAM COMMUNICATIONS	LOUISVILLE	KY	61,961.17	61,961.17
17	WINSUPPLY N LAS CRUCES	LAS CRUCES	NM	7,306.21	7,306.21
361	WINSUPPLY NE ABQ NM CO	ALBUQUERQUE	NM	2,522.04	2,522.04
7457	WITMER PUBLIC SAFETY	COATESVILLE	PA	4,154.02	4,154.02
12513	WITTEK GOLF SUPPLY	ELK GRV VILL	IL	9,947.78	9,947.78
8166	WORLD TRADE PRESS	TRAVERSE CITY	MI	1,280.00	1,280.00
8375	XCEL ENERGY SERVICES, INC	DENVER	CO	1,022,278.56	1,022,278.56
12652	YAMAHA MOTOR FINANCE CORP	CHICAGO	IL	43,027.91	43,027.91
434	YSIDRO MOLINAR	CARLSBAD	NM	500.00	500.00
122	YVETTE RODRIGUEZ	CARLSBAD	NM	500.00	500.00
1012	ZACHARY CHACON	EL PASO	TX	191.00	191.00
327	ZADOC CAMPBELL	HOBBS	NM	199.33	199.33
502	ZETX INC	CHANDLER	AZ	2,400.00	2,400.00
807	ZIA DISTRIBUTION CO LLC	CARLSBAD	NM	4,155.91	4,155.91
				29,960,569.58	30,000,092.10

LINKED MINUTES OF A REGULAR MEETING OF THE CITY COUNCIL OF THE CITY OF CARLSBAD, NEW MEXICO, HELD IN THE MUNICIPAL ANNEX BUILDING ON FEBRUARY 22, 2022 AT 6:00 P.M.

Present:	Dale Janway	Mayor
	Lisa A. Anaya Flores	Councilor *via telephone*
	Edward T. Rodriguez	Councilor
	Jason O. Chavez	Councilor
	Judith E. Waters	Councilor
	Wesley A. Carter	Councilor
	Mark C. Walterscheid	Councilor
	Jeff Forrest	Councilor
	Karla Niemeier	Councilor *via telephone*
Absent:		
Also Present:	John Lowe	City Administrator
	K.C. Cass	Deputy City Administrator
	Ted Cordova	Deputy City Administrator
	Denise Madrid-Boyea	City Attorney
	Nadine Mireles	City Clerk
	Angie Barrios-Testa	Director of Municipal Services
	Ron Myers	Director of Utilities
	Wayne Hatfield	IT Director
	Brent Griffith	IT Technician
	Melissa Salcido	Finance Director
	Richard Lopez	Fire Chief
	Jeff Patterson	Planning Director
	Shane Skinner	Police Chief
	Patrick Cass	Public Works Director
	Gerardo Garcia	Citizen
	Jesus Garcia	Citizen
	Jim Waters	Citizen

DRAFT

Time Stamps and headings below correspond to recording of meeting and the recording is hereby made a part of the official record.

0:00:00 **Call Meeting to Order**

0:00:04 Invocation – Pledge of Allegiance

0:13:10 **1. APPROVAL OF AGENDA**

0:13:14 **MOTION**
The motion was made by Councilor Carter and seconded by Councilor Waters to approve the Agenda

0:13:18 **VOTE**
The vote was as follows: Yes - Forrest, Niemeier, Walterscheid, Anaya-Flores, Chavez, Waters, Carter, Rodriguez; No - None; Absent - None; the motion carried.

0:13:33 **2. ROUTINE AND REGULAR BUSINESS**

A. Minutes of the Regular City Council Meeting held on February 8, 2022
B. City Personnel Report
C. Contracts and Agreements
   1) Consider Approval of Mutual Aid Agreement between the City of Carlsbad, Carlsbad Fire Department and United States Department of Energy Waste Isolation Pilot Plant Carlsbad Field Office for Emergency Services
   2) Consider Approval of Agreement between the City of Carlsbad and National Little League Girls Softball for League Services at the Bob Forrest Youth Sports Complex
   3) Consider Approval of Agreement between the City of Carlsbad and Shorthorn Little League for League Services at Bob Forrest Youth Sports Complex
D. Monthly Reports
   1) Community Development January 2022
   2) Municipal Court Department January 2022
   3) Municipal Services Department January 2022
   4) Utilities Department January 2022

0:13:57 **Mayor asked Mr. Lowe to discuss Item C.1 Consider Approval of Mutual Aid Agreement between the City of Carlsbad, Carlsbad Fire Department and United States Department of Energy Waste Isolation Pilot Plant Carlsbad Field Office for Emergency Services**
Mr. Lowe said this is a renewal agreement with the Department of Energy that has been in place for several years. He said this agreement is for our support of WIPP in an emergency situation.

0:14:21 **MOTION**
The motion was made by Councilor Carter and seconded by Councilor Forrest to approve Routine and Regular Business.

0:14:26 **VOTE**
The vote was as follows: Yes - Forrest, Niemeier, Walterscheid, Anaya-Flores, Chavez, Waters, Carter, Rodriguez; No - None; Absent - None; the motion carried.

DRAFT

0:14:44 **3. CONSIDER APPROVAL OF TEMPORARY USE APPLICATION TO ALLOW FOR MOBILE SALES (VENDING) OF SHAVED ICE ON CITY PROPERTY BESIDE THE CARLSBAD WATERPARK AND THE RAY ANAYA SAN JOSE PLAZA BY THE COLD SHOULDER APPLICANT: VANESSA RAMIREZ, OWNER**

Mr. Patterson said the purpose of this request is to allow vending of shaved ice, food and related drinks on City-owned property in the area near the Carlsbad Waterpark and Ray Anaya San Jose Plaza. He said this is the same business and owner that Council approved last year. He said the Planning Department recommends approval of this request with the following conditions: The applicant shall not disturb the peace with a loud speaker, megaphone, bell, music or other disruptive noise. The applicant shall provide hours of operation. He explained approval of this request grants permission to the applicant to vend shaved ice and related food and drinks (non-alcoholic) on City-owned property in the area near the Carlsbad Waterpark and Ray Anaya San Jose Plaza from Wednesday, February 23, 2022, until Saturday, December 31, 2022.

Councilor Forrest asked if there are two food trucks or one that moves back and forth between the two locations. **Mr. Patterson** said it is one truck that moves between the two locations.

Councilor Forrest asked how many food trucks are at the Ray Anaya San Jose Plaza now. **Mr. Patterson** said he believes four have been approved for that area. He said the Cold Shoulder has asked for the same spot they had last year at the Ray Anaya San Jose Plaza.

Councilor Chavez asked if the Cold Shoulder will be parking on the black top. **Mr. Patterson** said the truck should be parked where it is indicated on the map provided, which is near the ramp entrance and if she wanted to change locations at the beach area she will need to contact the Planning Department for permission.

0:17:57 **MOTION**

The motion was made by Councilor Rodriguez and seconded by Councilor Anaya-Flores to approve Temporary Use Application to allow for mobile sales (vending) of shaved ice on City property beside the Carlsbad Waterpark and the Ray Anaya San Jose Plaza by The Cold Shoulder Applicant: Vanessa Ramirez, Owner

0:18:29 **VOTE**

The vote was as follows: Yes - Forrest, Niemeier, Walterscheid, Anaya-Flores, Chavez, Waters, Carter, Rodriguez; No - None; Absent - None; the motion carried.

0:18:47 **4. CONSIDER APPROVAL OF RESOLUTION 2022-02, A RESOLUTION REQUIRING THE REMOVAL OF THE WEEDS AND DEBRIS AT 1401 N. EIGHTH STREET OWNER: KELVIN AND KAREN FOLSOM**

DRAFT

Mrs. Madrid-Boyea explained the property at 1401 N. Eighth Street went before Council in January, and an extension was granted to the Folsom's. She said updated photographs of the property have been provided and the property has been cleaned up.

0:21:28 **Mayor Janway asked if there was a representative for the property present. No one appeared.**

0:21:37 **Councilor Walterscheid** said he drove by the property and compared the property to the photos from last month and said the property has improved drastically. He said the property looks as good or better than other properties in that area. He said there was a different property on Eighth Street with boarded up windows and tall weeds that should be looked into. He said the Folsom's did a good job cleaning up the property.

0:23:19 **MOTION**
The motion was made by Councilor Rodriguez and seconded by Councilor Waters to remove/rescind this resolution as the property has been cleaned up.

0:23:51 **VOTE**
The vote was as follows: Yes - Forrest, Niemeier, Walterscheid, Anaya-Flores, Chavez, Waters, Carter, Rodriguez; No - None; Absent - None; the motion carried.

0:24:09 **5. CONSIDER APPROVAL OF RESOLUTION 2022-07, A RESOLUTION REQUIRING THE REMOVAL OF THE WEEDS AND DEBRIS AT 401 HAMILTON STREET OWNER: GERARDO AND NELDA GARCIA**
Mrs. Madrid-Boyea explained this property is a single family residence and a large lot. She said the listed owners through the Eddy County Assessor's Office are Gerardo and Nelda Garcia of the same address. She said the property has not been maintained. She said Code Enforcement has been to the property and there is junk, non-running vehicles, vehicle parts, scrap wood, weeds and general debris scattered throughout the property. She said a letter was mailed and signed for in 2021, although the owner denies receiving the letter. She said the property has been inspected multiple times by Code Enforcement and the Fire Marshal. She said in the most recent inspections the property is still out of compliance. She said the Fire Marshal found the property presents an extreme fire hazard.

Mr. Gerardo Garcia said he would like to bring into action the New Mexico State Constitution, the United States Constitution, Virginia Constitution and the Bill of Rights. He said he would like to bring into action a court case from the Supreme Court, Marbury V. Madison.

Mr. Jesus Garcia said he is not happy with his brother's property either, he doesn't see how this resolution is constitutional in any manner. He said his brother has lived on

DRAFT

the property for 33 years and this resolution will uproot his life. He said God brought him to the meeting to make this clear. He said he believes in most of the laws. He said there is a law in these books (he brought books with him) that states our representatives should take care that they are not breaking the law, to enforce the law. He said City Councilors were voted in to represent the citizens, he said an attorney was not voted in to represent the citizens. He said there is a law that states "taking bad advice is against the law".

0:38:10 **MOTION**
The motion was made by Councilor Rodriguez and seconded by Councilor Niemeier to approve Resolution 2022-07, a Resolution requiring the removal of the weeds and debris at 401 Hamilton Street Owner: Gerardo and Nelda Garcia

0:38:34 **VOTE**
The vote was as follows: Yes - Forrest, Niemeier, Walterscheid, Anaya-Flores, Chavez, Waters, Carter, Rodriguez; No - None; Absent - None; the motion carried.

0:38:50 **6. COUNCIL COMMITTEE REPORTS**
Councilor Chavez said the NEA Conference is still being worked on for May 5, 2022, here in Carlsbad. He said he is waiting for confirmation on speakers for the conference.

0:39:28 **Mayor Janway asked if anyone in the audience would like to address the Council.**

Mr. Jesus Garcia asked if Council would grant Mr. Gerardo Garcia 60 days to clean his property as it has taken 33 years to get in this shape. He said he would be willing to help his brother. **Mayor Janway** explained the resolution has already been approved and the resolution states 30 days. **Mr. Jesus Garcia** said he will file a writ of mandate to a superior court for a stay on this decision. **Mayor Janway** advised Mr. Garcia to talk to Mr. Patterson about bringing this item to the next council meeting.

Jim Waters, Citizen, said if Mr. Garcia can show progress in the next 30 days, the resolution would not go into effect.

Mayor Janway reminded the Garcia's they have 30 days to get the property cleaned up. He again advised the Garcia's to talk to Mr. Patterson.

0:41:18 **7. ADJOURN**

0:41:25 **MOTION**
The motion was made by Councilor Anaya-Flores and seconded by Councilor Forrest to Adjorn.

DRAFT

0:41:31 **VOTE**
The vote was as follows: Yes - Forrest, Niemeier, Walterscheid, Anaya-Flores, Chavez, Waters, Carter, Rodriguez; No - None; Absent - None; the motion carried.

0:41:48 **Adjourn**

There being no further business, the meeting was adjourned at 6:41 p.m.

_____
Dale Janway, Mayor

ATTEST:

_____
Nadine Mireles, City Clerk

DRAFT

CITY OF CARLSBAD

PERSONNEL REPORT

March 8, 2022

APPOINTMENTS:

NAME	DATE	DEPARTMENT	CLASSIFICATION
Christopher Cordova	03/09/22	Golf	Pro Shop Manager
Emily Dorado	03/09/22	Water Park	Recreation Attendant, seasonal
Antonio Martinez	03/09/22	Solid Waste	ARC Driver
Carla Martinez	03/09/22	Water Park	Recreation Attendant, seasonal
Robbie Pirtle	03/09/22	Riverwalk	Recreation Attendant, on-call

TERMINATIONS:

NAME	DATE	DEPARTMENT	CLASSIFICATION	REASON
Jesus Arrambide	02/17/22	Solid Waste	ARC Driver	Resigned
Jillian Harper	02/23/22	Transit	Transit Driver, on-call	Resigned
John Herring	02/22/22	Fire	Firefighter/EMT-I	Resigned

INTERNAL TRANSFERS AND PROMOTIONS:

NAME	DATE	DEPARTMENT	CLASSIFICATION
Paula Evans	02/21/22	Finance	Account Clerk III
Kristina Torres	02/21/22	Finance	Account Clerk I

CITY OF CARLSBAD

RECOMMENDATION FOR EMPLOYMENT

Dale Janway, Mayor — John Lowe, City Administrator

TO: The Honorable Mayor Dale Janway & Members of the City Council

FROM: Ted Cordova, Deputy City Administrator — Ted Cordova

Digitally signed by Ted Cordova
DN: cn=Ted Cordova, o=City of Carlsbad, ou=Community Development, email=tcordova@cityofcarlsbadnm.com, c=US
Date: 2022.02.28 14:20:59 -07'00'

SUBJECT: Recommendation for Employment

DATE: February 28, 2022

The following applicant has met all pre-employment requirements and is hereby recommended for employment with the City of Carlsbad subject to a pre-hire medical examination:

General Information:

Name: Christopher Cordova — Classification/Position: Pro Shop Manager

Department: Golf Course

- ☒ Regular ☒ Full-time ☒ Hourly $32.76 per hour
- ☐ Seasonal ☐ Part-time ☐ Salary $_____ per annum
- ☐ Temporary ☐ On call

Education Level:

- ☒ High School Diploma ☐ GED or equivalent
- ☐ Associates Degree
- ☐ Bachelors Degree
- ☐ Masters Degree
- ☐ Other

Employment:

Present or last Employer: Distribution Now (DNOW)

From June 2019 to Present Classification: Efficiency/Safety Manager

Duties: Manage daily operations of facility and employees. Delegate work tasks. Sales Director. Manage all safety requirements of facility/employees. Manager Vendor accounts. Point of sale contact for customers.

Related Experience: Mr. Cordova has experience working at the Lake Carlsbad golf course and is familiar with golf course and golf shop operations. Mr. Cordova has management experience and excellent customer service skills.

Comments: Mr. Codova is a great fit for the position and will be an asset to the Lake Carlsbad Golf Course.

CITY OF CARLSBAD

RECOMMENDATION FOR EMPLOYMENT

Dale Janway, Mayor — John Lowe, City Administrator

TO: The Honorable Mayor Dale Janway & Members of the City Council

FROM: Ted Cordova, Deputy City Administraor — Ted Cordova — Digitally signed by Ted Cordova DN: cn=Ted Cordova, o=City of Carlsbad, ou=Community Development, email=tcordova@cityofcarlsbadnm.com, c=US Date: 2022.02.28 14:21:22 -07'00'

SUBJECT: Recommendation for Employment

DATE: February 28, 2022

The following applicant has met all pre-employment requirements and is hereby recommended for employment with the City of Carlsbad subject to a pre-hire medical examination:

General Information:

Name: Emily Dorado — Classification/Position: Attendant

Department: Water Park

☐ Regular ☐ Full-time ☒ Hourly $ 11.50 per hour

☒ Seasonal ☒ Part-time ☐ Salary $ _____ per annum

☐ Temporary ☐ On call

Education Level:

☒ High School Diploma ☐ GED or equivalent

☐ Associates Degree _____

☐ Bachelors Degree _____

☐ Masters Degree _____

☒ Other Currently attending NMSU

Employment:

Present or last Employer: Las Cruces Public Schools

From February 2022 to May 2022 Classification: Substitute/EA

Duties: Fill in for and assist teachers.

Related Experience: Ms. Dorado has worked as an attendant at the Water Park for two (2) seasons.

Comments: We are pleased to have Ms. Dorado returning for another season.

CITY OF CARLSBAD

RECOMMENDATION FOR EMPLOYMENT

Dale Janway, Mayor — John Lowe, City Administrator

TO: The Honorable Mayor Dale Janway & Members of the City Council

FROM: **Ron Myers, Director of Utilities** Ron Myers Digitally signed by Ron Myers DN: cn=Ron Myers, o=City of Carlsbad, ou=Water Department, email=rwmyers@cityofcarlsbadnm.com, c=US Date: 2022.02.18 15:28:41 -07'00'

SUBJECT: Recommendation for Employment

DATE: 02-18-2022

The Following applicant has met all pre-employment requirements and is hereby recommended for employment with the City of Carlsbad subject to pre-hire medical examination:

General Information:

Name: Antonio Martinez Classification/Position: ARC Driver
Department: Solid Waste

☒	Regular	☒	Full-time	☒	Hourly	$ 23.37 per hour
☐	Seasonal	☐	Part-time	☐	Salary	$ _____ per hour
☐	Temporary	☐	On call			

Education Level:

☐ High School Diploma ☑ GED or equivalent

☐ Associates Degree _____

☐ Bachelors Degree _____

☐ Masters Degree _____

☐ Other _____

Employment:

Present or last Employer: Enterprise Holdings
From 03-2020 to 12-2021 Classification: Car Attendant
Duties Wash trucks and deliver to customers

Related Experience:
Mr. Martinez has experience operating commercial vehicles and equipment.

Comment: Mr. Martinez holds a Class A Commercial Drivers License.

CITY OF CARLSBAD

RECOMMENDATION FOR EMPLOYMENT

Dale Janway, Mayor — John Lowe, City Administrator

TO: The Honorable Mayor Dale Janway & Members of the City Council

FROM: Ted Cordova, Deputy City Administraor — Ted Cordova — Digitally signed by Ted Cordova DN: cn=Ted Cordova, o=City of Carlsbad, ou=Community Development, email=tcordova@cityofcarlsbadnm.com, c=US Date: 2022.02.28 14:21:32 -07'00'

SUBJECT: Recommendation for Employment

DATE: February 28, 2022

The following applicant has met all pre-employment requirements and is hereby recommended for employment with the City of Carlsbad subject to a pre-hire medical examination:

General Information:

Name: Carla Martinez — Classification/Position: Attendant

Department: Water Park

☐ Regular ☐ Full-time ☒ Hourly $12.00 per hour

☒ Seasonal ☒ Part-time ☐ Salary $_____ per annum

☐ Temporary ☐ On call

Education Level:

☐ High School Diploma ☐ GED or equivalent

☐ Associates Degree

☐ Bachelors Degree

☐ Masters Degree

☒ Other Currently a Carlsbad High School Student

Employment:

Present or last Employer: City of Carlsbad

From May 2021 to July 2021 Classification: Lifeguard

Duties: Cleaning the Water Park facility, assisting patrons, and general lifeguard duties.

Related Experience: Ms. Martinez is CPR and First-Aid certified and is part of the high school swim team.

Comments: We are pleased to have Ms. Martinez returning for another season.

CITY OF CARLSBAD

RECOMMENDATION FOR EMPLOYMENT

Dale Janway, Mayor — John Lowe, City Administrator

TO: The Honorable Mayor Dale Janway & Members of the City Council

FROM: Angie Barrios-Testa, Director of Municipal Services

Digitally signed by Angelica Barrios-Testa
DN: cn=Angelica Barrios-Testa, o=City of Carlsbad, ou=MS, email=abarrios@cityofcarlsbadnm.com, c=US
Date: 2022.02.28 14:43:22 -07'00'

SUBJECT: Recommendation for Employment

DATE: February 28, 2022

The following applicant has met all pre-employment requirements and is hereby recommended for employment with the City of Carlsbad subject to a pre-hire medical examination:

General Information:

Name: Robbie Pirtle Classification/Position: Recreation Attendant

Department: Riverwalk Recreation Center

- [x] Regular
- [ ] Seasonal
- [ ] Temporary
- [ ] Full-time
- [x] Part-time
- [x] On call
- [x] Hourly $13.77 per hour
- [ ] Salary $_____ per annum

Education Level:

- [x] High School Diploma
- [ ] GED or equivalent
- [ ] Associates Degree
- [x] Bachelors Degree — Instructional Training Design
- [ ] Masters Degree
- [ ] Other

Employment:

Present or last Employer: NMDOH

From March 2021 to May 2021 Classification: Deputy Volunteer Coordinator

Duties: Interviewing, overseeing, supervising, and training volunteers. Writing policies and vetting for emergency management.

Related Experience:

Comments: Ms. Pirtle will be a great addition to the Riverwalk Recreation Center staff.

CITY OF CARLSBAD

AGENDA BRIEFING MEMORANDUM

Council Meeting Date: 03-08-2022

DEPARTMENT: Public Works	**By**: K.C. Cass, Deputy City Administrator	**DATE:** 03-03-2022

SUBJECT: Roadway Lighting Agreement between the City of Carlsbad and New Mexico Department of Transportation for Installation of Roadway Lighting Project

The New Mexico Department of Transportation is installing Roadway Lighting at the intersection of US62/180 and Refinery Road. The installation of roadway lighting will promote traffic safety in the area. The NMDOT is requesting the City pay for the electrical power and the maintenance of the lighting equipment.

This Agreement becomes effective upon signatures of all parties.

DEPARTMENT RECOMMENDATION: If it is the pleasure of the City Council, it is recommended the Agreement with NMDOT be approved.

BOARD/COMMISSION/COMMITTEE ACTION:

☐ P & Z	☐ Lodgers Tax Board	☐ Cemetery Board	} ☐ APPROVED	
☐ Museum Board	☐ San Jose Board	☐ Water Board	}	
☐ Library Board	☐ N. Mesa Board	☐ _____ Committee	} ☐ DISAPPROVED	

Reviewed by: Deputy **City Administrator:** /s/K.C. Cass **Date:** 03/03/2022

Attachments: NMDOT Agreement

Contract No.:_____

MAINTENANCE AGREEMENT

ROADWAY LIGHTING

This Agreement is between the **NEW MEXICO DEPARTMENT OF TRANSPORTATION** (Department), and the, **CITY OF CARLSBAD** (Public Entity). This Agreement is effective as of the date of the last party to sign it on the signature page below.

RECITALS

Whereas, the Department contemplates the construction of a highway project within the boundaries of the Public Entity, identified as, PN: 2193348 CN: 2193348 (Project);

Whereas, the Department and Public Entity agree with the need for installation of roadway lighting at the following location(s): US62/180 and the intersection of US62/180 and Refinery Road (CR-605);

Whereas, the installation of the roadway lighting will promote traffic safety;

Whereas, the parties want to set forth their responsibilities on operation and maintenance of the roadway lighting.

Now therefore, pursuant to NMSA 1978, Section 67-3-28, the parties agree as follows:

1. The Department Shall:

a. After completion of the Project, allow the Public Entity to enter into the Department's right of way to perform maintenance as detailed in Section 2 below.

2. The Public Entity Shall:

After the roadway lighting system has been constructed:

a. Provide at its sole cost and expense all electrical energy.
b. Perform at its sole cost and expense any and all maintenance to keep the system operating, which includes luminaire replacement as well as replacement of all parts and components as a result of equipment failure, accidental damage and intentional damage, which includes vandalism.
c. Perform maintenance as detailed in this Section 2, to all parts and components, which includes and is not limited to poles or fixtures, conduits and wiring, and as provided by as-built drawings.
d. Replace all parts and components with the same kind, brand or performance for continued satisfactory operation of said roadway lighting system.

3. Term.
This Agreement becomes effective upon signature of all parties. The effective date is the date when the last party signed the Agreement on the signature page below.

4. Third Party Beneficiaries.
It is not intended by any of the provisions of any part of this Agreement to create in the public or any member thereof a third party beneficiary or to authorize anyone not a party to the Agreement to maintain a suit(s) for wrongful death(s), bodily and/or personal injury(ies) to person(s), damage(s) to property(ies), and/or any other claim(s) whatsoever pursuant to the provisions of this Agreement.

5. New Mexico Tort Claims Act.
As between the Department and Public Entity, neither party shall be responsible for liability incurred as a result of the other party's acts or omissions in connection with this Agreement. Any liability incurred in connection with this Agreement is subject to the immunities and limitations of the New Mexico Tort Claims Act, NMSA 1978, Sections 41-4-1, *et seq*. This paragraph is intended only to define the liabilities between the parties and it is not intended to modify, in any way, the parties' liabilities as governed by common law or the New Mexico Tort Claims Act.

6. Scope of Agreement.
This Agreement incorporates all the agreements, covenants, and understandings between the parties concerning the subject matter. All such covenants, agreements, and understandings have been merged into this written Agreement. No prior Agreement or understandings, verbal or otherwise, of the parties or their agents shall be valid or enforceable unless embodied in this Agreement.

7. Terms of this Agreement.
The terms of this Agreement are lawful; performance of all duties and obligations shall conform with and do not contravene any state, local, or federal statutes, regulations, rules, or ordinances.

8. Equal Opportunity Compliance.
The parties agree to abide by all federal and state laws and rules and regulations, and executive orders of the Governor of the State of New Mexico, pertaining to equal employment opportunity. In accordance with all such laws and rules and regulations, and executive orders of the Governor of the State of New Mexico, the parties agree to assure that no person in the United States shall, on the grounds of race, color, national origin, ancestry, sex, sexual preference, age or handicap, be excluded from employment with, or participation in, any program or activity performed under this Agreement. If the parties are found to not be in compliance with these requirements during the term of this Agreement, the parties agree to take appropriate steps to correct these deficiencies.

9. Appropriations and Authorizations.
The terms of this Agreement are contingent upon sufficient appropriations and authorizations being made by the governing board of the Public Entity, the Legislature of New Mexico, or the

Congress of the United States if federal funds are involved, for performance of the Agreement. If sufficient appropriations and authorizations are not made by the Public Entity, Legislature or the Congress of the United States if federal funds are involved, this Agreement shall terminate upon written notice being given by one party to the other. The Department and Public Entity are expressly not committed to expenditure of any funds until such time as they are programmed, budgeted, encumbered, and approved for expenditure.

10. Severability.
In the event that any portion of this Agreement is determined to be void, unconstitutional or otherwise unenforceable, the remainder of this Agreement shall remain in full force and effect.

11. Contingent on Project Being Let.
In the event that the Project is not let for any reason, this Agreement shall become null and void and shall create no obligation on any of the parties.

12. Applicable Law.
The laws of the State of New Mexico shall govern this Agreement, without giving effect to its choice of law provisions. Venue shall be proper only in a New Mexico court of competent jurisdiction in accordance with NMSA 1978, Section 38-3-1(0).

13. Principal Contacts and Notices.
The principal contacts for this Agreement are listed below. Except as otherwise specified, all notices shall be in writing (including notice by facsimile or E-mail) and shall be given to the principal contacts listed below.

Name: Francisco Sanchez, P.E.,
Title: District Engineer
Public Entity: New Mexico Department of Transportation
Address: P.O. Box 1457, Roswell, NM 88202
Office: 575-840-3035
E-mail: Francisco.Sanchez@state.nrn.us

Name: KC Cass
Title: Deputy City Administrator
Public Entity: City of Carlsbad
Address: 101 N. Halagueno Street; Carlsbad, NM 88220
Office: 575.887.1191
E-mail: kccass@cityofcarlsbadnm.com

14. Amendment
This Agreement shall not be altered, modified, or amended except by an instrument in writing and executed by the parties.

In witness whereof, each party is signing this Agreement on the date stated opposite that party's signature.

NEW MEXICO DEPARTMENT OF TRANSPORTATION

By:_____ Date: _____
Cabinet Secretary or Designee

Recommended by:

By:_____ Date: _____
State Traffic Engineer

By:_____ Date: _____
District Engineer

Approved as to form and legal sufficiency by the New Mexico Department of Transportation's Office of General Counsel

By:_____ Date: Nov 8, 2021
Assistant General Counsel

CITY OF CARLSBAD

By:_____ Date: _____

Title: _____

Attest: _____

City of Carlsbad
Personnel Department

Action Report
Month of February 2022

City of Carlsbad
Personnel Department Action Report
Month of February 2022

EMPLOYEE REPORT	Beginning of Month	New Hires	Termina-tions	Transfers In	Transfers Out	End of Month
Full-Time Employees	422	5	2	0	0	425
Part-Time/Temp Employees	41	1	1	0	0	41
Total Employees	463	6	3	0	0	466
Administrative	18	0	0	0	0	18
Judicial	8	0	0	0	0	8
Finance	16	0	0	1	0	17
Police	100	1	0	0	0	101
Fire	62	4	1	0	0	65
Community Development	81	1	0	0	1	81
Planning & Regulation	17	0	0	0	0	17
Utilities	74	0	1	0	0	73
Transportation & Facilities	87	0	1	0	0	86
TOTAL	463	6	3	1	1	466

WEEKLY INDEMNITY	Beginning of Month	New Claims	Released To Work	Terminated	End of Month
Employees on WI	1	3	2	1	1

UNEMPLOYMENT CLAIMS	Claims Received	Claims Returned	Claims Denied	Claims Approved	Claims Pending	Claims Appealed
Current Month	0	0	0	0	36	0

DRUG TESTS	Number Given
Pre-employment	5
Probationary	0
Post Accident	9
Random	0
Periodic	0
Probable Cause	0

PHYSICAL EXAMINATIONS	Number Given
Pre-employment	5
Return to Work Evaluation	0
Functional Capacity Evaluation	0

TESTING	Number Given
None	

VACANCIES BID	Department
Foreman	Street
Pro Shop Attendant	Golf

VACANCIES ADVERTISED	Applications Received
ARC Driver	Pending
Firefighter/EMT	Pending
Lifeguard	Pending
Master Mechanic	Pending
Patrolman	Pending
Pro Shop Attendant	Pending
Recreation Attendant, part-time	Pending
Recreation Attendant, seasonal	Pending
Seasonal Laborers	Pending
Transit Driver, part-time	Pending
Vactor Operator	Pending
Waste Water Operator	18
Waste Water Superintendent	Pending

CARLSBAD MUNICIPAL COURT
CITY OF CARLSBAD
FEBRUARY 2022

Number of Cases	1106
Warrants Outstanding	4356
Amount of Fines	$ 86,887.00
Cases on Appeal	6

FINES

Summary for the Month of	**FEBRUARY 2022**
Total Fines	$61,526.00
Total Prevention Fees	$ 450.00
Total Lab Fees	$ 413.00
Total Correction Fees	$ 16,831.00
Total Automation Fees	$ 5,116.00
Judicial Fees	$ 2,551.00
Notary Fees	$ 0.00
Victim Restitution	$ 0.00
TOTAL	**$ 86,887.00**

TOTAL FINES WORKED OUT THROUGH COMMUNITY SERVICE $0.00

cc: Chief
City Administrator
Finance Department

Municipal Judge

CITY OF CARLSBAD

INTER-OFFICE MEMORANDUM

Dale Janway, Mayor John N. Lowe, City Administrator

March 1, 2022

TO: Council Members

FROM: Mayor Janway

RE: Board, Commission and Committee Appointments

Subject to the approval of the Governing Body, I would like to appoint the following:

Eddy Lea Energy Alliance (ELEA)

Appoint: Councilor Wesley Carter

Carlsbad Department of Development (CDOD)

Appoint: Councilor Jeff Forrest

Riverwalk Recreation Complex Advisory Board

Appoint: Gerard Huerta 4 year term

Thank you
DJ/cm

MINUTES OF A PUBLIC HEARING IN THE MUNICIPAL BUILDING ON MARCH 2, 2022 AT 9:00 A.M.

IN THE MATTER OF: A RESTAURANT A BEER AND WINE LIQUOR LICENSE WITH ON PREMISES CONSUMPTION ONLY. APPLICATION NO. 1214435

Proposed Owner & Location:
RR Pizza, LLC
dba: Pizza Inn
Ruben Ramirez
3005 National Parks Highway
Carlsbad, NM 88220

Present:
K.C. Cass, Hearing Officer
Olga Ramirez, Assistant to City Administrator
Ruben Ramirez, Owner RR Pizza, LLC

Mr. Cass convened the hearing at 9:04 a.m. to consider a Restaurant A Beer and Wine Liquor License with on premises consumption only. The proposed location is at 3005 National Parks Highway, Carlsbad, NM.

The matter was received by the City of Carlsbad on January 24, 2022. The hearing was conducted in accordance with Section 60-6B-4 NMSA of the Liquor Control Act.

For the record, public notice was properly made on January 30, 2022 and February 6, 2022, in accordance with the applicable statutes. Persons representing the applicant were present. The proposed locations are within an area where the sale of alcoholic beverages is allowed by the laws of New Mexico.

Mr. Cass asked for comments from those present at the hearing. Mr. Ramirez stated he is the new owner of Pizza Inn and would like to sell alcohol as the previous owners did.

There was no opposition to the requested application for a Restaurant A Beer and Wine Liquor License.

Mr. Cass explained that the application would be considered by the Carlsbad City Council at their next regular scheduled meeting on Tuesday, March 8, 2022 at 6:00 pm.

There being no further comments, the hearing was adjourned at 9:07 am.

K.C. Cass
Hearing Officer

KC:or

NMRLD
NEW MEXICO
REGULATION &
LICENSING DEPARTMENT

STATE OF NEW MEXICO
MICHELLE LUJAN GRISHAM, GOVERNOR
Linda M. Trujillo, Superintendent
Andrew Vallejos, Director

January 18, 2022

Certified Mail No.: 9171 9690 0935 0155 7570 78

City of Carlsbad
Nadine Mireles, CMC City Clerk
PO Box 1569
Carlsbad, NM 88221-1569

Lic. No. /Appl. No.:	**Application No. 1214435**
Name of Applicant:	RR Pizza, LLC
Doing Business As:	Pizza Inn
Proposed Location:	3005 National Parks Hwy, Carlsbad, NM 88220

The Director of the Alcoholic Beverage Control Division (ABC) has reviewed the referenced Application and granted **Preliminary Approval.** It is being forwarded to you for Local Option District approval or disapproval of the Liquor License Application.

Notice of the Public Hearing required by the Liquor Control Act **shall be given by the governing body by publishing a notice** of the date, time, and place of the hearing **twice during the 30 days prior to the hearing** in a newspaper of general circulation within the territorial limits of the governing body. **The first notice must be published at least thirty (30) days before the hearing. Both publications must occur before a hearing can be conducted.** The notice shall include:

(A) Name and address of the Applicant/Licensee;
(B) The action proposed to be taken;
(C) The location of the licensed premises.

In addition, if the Local Option District has a website, **the Notice shall also be published on the website.**

While the law states that "within forty-five **(45)** days after receipt of a Notice from the Alcoholic Beverage Control, the governing body shall hold a Public Hearing in the question of whether the department should approve the proposed issuance or transfer", we recognize the potential for conflict between the requirement for publication of 30 day notice and the 45 day hearing requirement.

With that in mind, when a local governing body receives a liquor license application from ABC, that governing body has a couple of options:

1) Hold a hearing on the license application within the statutory time frame of forty-five (45) days, as required by the Liquor Control Act, and comply with all other statutory and regulatory procedures and notify ABC of your decision within thirty (30) days of the hearing;
2) Request from ABC an extension of time, past the forty-five (45) days, designating how much additional time will be needed to conduct the hearing in compliance with all statutory and

regulatory procedures. After the extension is granted and the hearing is held, notify ABC of your decision within thirty (30) days of the hearing;

ABC has no preference in the option you choose.

The governing body is required to send notice by certified mail to the Applicant of the date, time, and place of the Public Hearing. The governing body may designate a Hearing Officer to conduct the hearing. **A record shall be made** of the hearing.

The Applicant is seeking a Restaurant A Liquor License.

Within thirty (30) days after the Public Hearing, the governing body shall notify ABC of their decision to approve or disapprove the issuance or transfer of the license by signing the enclosed original Page 1 of the Application. The original Page 1 of the Application must be returned together with the notices of publication. **If the Governing Body fails to either approve or disapprove the issuance or transfer of the license within thirty days after the Public Hearing, the Director may issue the license.**

If the Governing Body disapproves the issuance or transfer of the license, it shall notify ABC within thirty (30) days setting forth the reasons for the disapproval. A copy of the Minutes of the Public Hearing shall be submitted to ABC with the Notice of Disapproval (*Page 1 of the Application, noting disapproval*).

Respectfully,

Desirae D. Griego
Admin Law Judge | Hearing Officer
NM Regulation & Licensing Department
Alcoholic Beverage Control Division
Phone: (505) 476-4552 Fax: (505) 476-4595
Email: Desirae.Griego@state.nm.us

Enclosures:

1. Original Page 1 of the Application *(must be signed and returned w/notices of publication)*
2. Copy of Page 2 of the Application
3. Copy of the Zoning Statement

Des

NMRLD
NEW MEXICO
REGULATION &
LICENSING DEPARTMENT

RECEIVED
STATE OF NEW MEXICO
MICHELLE LUJAN GRISHAM, GOVERNOR
Linda M. Trujillo, Superintendent
Andrew Vallejos, Director
NOV 04 2021
ALCOHOL & GAMING DIVISION

Restaurant Liquor License Application | $200.00 Application Fee, non-refundable

ABC USE ONLY: Application Fee $200.00 Received on: 11/2/21 Receipt No. 24264202
License Fee $ _____ Received on: _____ Receipt No. _____

Application Number: 121435 Local Option District: _____

TYPE of APPLICATION: *Check appropriate box*

☒ Restaurant A | Beer & Wine only | License Fee, pro-rated, due at final: $1,050.00
☐ Restaurant B | Beer, Wine & Spirits | License Fee, pro-rated, due at final: $10,000.00

Applicant is: ☐ Individual ☒ Limited Liability Company ☐ Corporation ☐ Partnership (General/Limited)

Applicant /Company Name: RR Pizza, LLC

D/B/A Name: Pizza Inn

Email: (required) r_rpizza@hotmail.com Business Phone No: (575) 390-1484

Mailing Address: 3502 Sandoval Rd Unit 2 Carlsbad, NM 88220

Physical location, if different: 3005 National Parks Hwy. Carlsbad, NM 88220
(Include Street number / Hwy number / State Road, City, State, and Zip Code)

County: Eddy

Are alcoholic beverages currently being dispensed at the proposed location? ☒ Yes ☐ No If Yes, License # / Type: 3693 Restaurant

As defined in §60-3A-3. V. "Restaurant", *means an establishment having a New Mexico resident as a proprietor or manager ... as a place where food is prepared and served primarily for on-premises consumption to the general public in consideration of payment and that has a dining room, a kitchen and the employees necessary for preparing, cooking and serving food; ... does not include establishments as defined in rules promulgated by the director serving only hamburgers, sandwiches, salads and other fast foods;*
I qualify as a "Restaurant"? ☒ Yes ☐ No

Is food service the primary source of revenue and accounts for 60% or more of the total gross receipts at current licensed premises? ☒ Yes ☐ No

Is Food Service Permit current? ☒ Yes, attached ☐ No

I have attached **photos of the Dining Room and Kitchen** and included a **copy of the Menu**. ☒ Yes ☐ No

Days and Hours of Operation? Monday - Sunday 11am to 10 pm

I understand that a restaurant license requires that the establishment is not a bar-like setting and the hours for sales and/or service of alcoholic beverages are only from 7:00am to 11:00pm or until food sale and service ceases, whichever is earlier? ☒ Yes ☐ No

Contact Person: Ruben Ramirez Phone #: (575) 390-1484 Email: r_rpizza@hotmail.com

RECEIVED
NOV 02 2021
ALCOHOL & GAMING DIVISION

Application No. 1214435

You must sign before a Notary Public.

I, (print name) John Ruben Ramirez, as (Title) Owner (Managing member)
being first duly sworn upon oath deposes and says: that he/she is the applicant or is authorized by the applicant to make this application; that he/she has read the same; knows the contents therein contained are true. Applicant(s) agree(s) that if any statements or representations herein are found to be false, the Director may refuse to issue or renew the license or may cause the license to be revoked at any time.

Signature of Applicant: John Ruben Ramirez Date: 08/27/2021

Notary Public Use Only: (State of NEW MEXICO, County of EDDY)

SUBSCRIBED AND SWORN TO before me this 27TH day of AUGUST, 2021

By Affiant: JOHN RUBEN RAMIREZ

Notary Public: SONJA HALL

My Commission Expires on: 11-07-2021

OFFICIAL SEAL
SONJA HALL
NOTARY PUBLIC-STATE OF NEW MEXICO
My commission expires: 11-07-2021

Local Option District Use Only:

Local Governing Body of _____ City, County, Town, Village

Public Hearing held on _____ 20____ Decision: ☐Approved ☐Disapproved

Signature of Official: _____ Title: _____

ABC USE ONLY:

☐APPROVED ☐DISAPPROVED, _____

Done this _____ Day of _____, 20____.

SIGNED BY DIRECTOR: _____

ASSIGNED LICENSE NO. _____ **EXPIRES ON:** _____

Reviewed, with copy sent to Licensee via ☐Email, ☐Fax, ☐1st class mail

By: _____ Date: _____

RECEIVED
NOV
ALCOHOL & GAMING DIVISION

Premises Location, Ownership, and Description | NMSA §60-6B-10 | Page 2

1. The land and building which is proposed to be the licensed premises is: **(check one)**

☐ Owned by Applicant, copy of deed/document attached

☐ Leased by Applicant, copy of lease/document attached

☒ Other (provide details): RR Pizza will be leasing the business from M+K Pizza Inc.

2. If the land and building are not owned by Applicant, indicate the following:

A. Owner(s): M+K Pizza, Inc.

B. Date and Term of Lease: January 1, 2022 Term: 36 months

3. Premises location is Zoned (example C-1, see Zoning Statement): C-2

Zoning Statement attached, ☒**Yes** ☐**No** Must be obtained from the Local Government, listing the proposed location by address, Type of Zone, state whether alcoholic beverages are allowed at proposed location, and if applicable, whether packaged sales, patio service and/or manufacturing is allowable. If there is no zoning in the proposed location, attach Statement from the local government, indicating there is no zoning.

4. Distance* from nearest Church: (Property line of church to closest point of licensed premises—shortest distance)

Name of Church: Church on the Move Miles/feet: .4 miles

Address/location of Church: 126 Kircher St. Carlsbad, NM

5. Distance* from nearest School: (Property line of school to closest point of licensed premises—shortest distance)

Name of School: Emit Smith Elementary Miles/feet: 1.0 miles

Address/location of School: 2415 Carver St. Carlsbad, NM

6. Attach Detailed Floor Plan, must include the Total Square Footage of premises; List nearest cross street; Show which direction is North; Show each level (floor) where alcoholic beverages will be sold or consumed, exterior walls, doors, and interior walls; Patio Area with type of barrier used; Highlight Bonded Areas. The floor plan should be no larger than 8½ x 11 inches and must be labeled with designated areas highlighted, which will reflect the proposed Licensed Premises.

7. Type of Operation: ☐ Hotel ☐ Lounge ☐ Package Grocery ☐ Racetrack

☒ Restaurant ☐ Craft Distiller ☐ Small Brewer ☐ Winery ☐ Wholesaler

☐ Other (specify): N/A

***NOTE**: If the distance is beyond 300 feet, but less than 400 feet, and the Applicant does not admit that the location is within 300 feet and requests a waiver from the LOD, a Registered Engineer or Licensed Surveyor must complete a Survey Certificate showing the exact distance.

Post Office Box 1569
Carlsbad, NM 88221-1569
(575) 887-1191
1-800-658-2713
www.cityofcarlsbadnm.com

RECEIVED
NOV 02 2021
ALCOHOL & GAMING

DALE JANWAY
Mayor
JOHN LOWE
City Administrator

August 25, 2021

ZONING DISTRICT DETERMINATION

Property Address: 3005 National Parks Hwy., Carlsbad, NM 88220
Business Name: M & K Pizza Inc DBA Pizza Inn Carlsbad
Assessor Parcel Number: 4-157-129-525-408
Zoning District: C-2 Commercial 2 District

To Whom It May Concern,

According to the City's official zoning map, the subject property located at 3005 National Parks Hwy. is zoned "C-2" Commercial 2 District. According to Code of Ordinances Section 56-41(g) Table 3, on-premises consumption of alcohol is an allowed use in the "C-2" Commercial 2 zoning district.
A map indicating properties within a 300' radius has been provided. At this time, there are not any places of worship or schools in that range.

If additional information is needed, please contact me at 575-885-1185 or via email at paortiz@cityofcarlsbadnm.com.

Thank you,

Trysha Ortiz
Deputy Director of Planning and Regulation

COUNCILORS

Ward 1	Ward 2	Ward 3	Ward 4
LISA A. ANAYA-FLORES	J.J. CHAVEZ	JASON G. SHIRLEY	WESLEY CARTER
EDWARD T. RODRIGUEZ	LEO ESTRADA	JUDITH WATERS	MARK WALTERSHEID

1:5,400
1 inch = 450 feet

300 Foot Radius

Map # 2497_ed01
Date: 1/25/2022

Address
Roads
Parcel

0 230 460 920
Feet

IMPORTANT: Maps, products and data are NOT surveyor quality and are only to be used as a reference.

City of Carlsbad GIS

Carlsbad Current Argus.
PART OF THE USA TODAY NETWORK

ACCTS PAYABLE
FEB 14 '22 PM4:

Affidavit of Publication

Ad # 0005107019

This is not an invoice

CITY OF CARLSBAD
POBOX 1569

CARLSBAD, NM 88221

I, a legal clerk of the **Carlsbad Current Argus**, a newspaper published daily at the City of Carlsbad, in said county of Eddy, state of New Mexico and of general paid circulation in said county; that the same is a duly qualified newspaper under the laws of the State wherein legal notices and advertisements may be published; that the printed notice attached hereto was published in the regular and entire edition of said newspaper and not in supplement thereof in editions dated as follows:

01/30/2022, 02/06/2022

Legal Clerk

Subscribed and sworn before me this February 6, 2022:

State of WI, County of Brown
NOTARY PUBLIC

1-7-25
My commission expires

KATHLEEN ALLEN
Notary Public
State of Wisconsin

NOTICE OF HEARING REGARDING APPLICATION FOR A RESTAURANT BEER AND WINE LIQUOR LICENSE WITH ON PREMISES CONSUMPTION ONLY

Notice is hereby given that a public hearing will be held by the City of Carlsbad, New Mexico in the Planning Room of the Municipal Building, 101 North Halagueno Street, Carlsbad, NM at **9:00 a.m. on March 2, 2022.** The purpose of the hearing will be to accept public comment on whether the City Council should approve or disapprove an application for a Restaurant Beer and Wine Liquor License with on premises consumption only.
Applicant: RR Pizza, LLC
D/B/A: Pizza Inn
Address: 3005 National Parks Hwy
Carlsbad, NM 88220
Only questions relating to the Liquor License will be considered.
Written comments regarding this matter maybe directed to the office of the City Administrator, City of Carlsbad, 101 N. Halagueno Street, PO Box 1569, Carlsbad, New Mexico, 88220, or by email to oeramirez@cityofcarlsbadnm.com and will be accepted until 5:00 p.m. on March 1, 2022.
/s/John N Lowe
City Administrator
#5107019 , Current Argus, Jan.30, Feb 6, 2022

Ad # 0005107019
PO #:
# of Affidavits 1

This is not an invoice

CITY OF CARLSBAD

AGENDA BRIEFING MEMORANDUM

COUNCIL MEETING DATE: 03-08-22

DEPARTMENT: Water	**BY:** Ron Myers Director of Utilities	**DATE:** 03-01-22

SUBJECT: Request for water service outside City limits

Ron Myers

Digitally signed by Ron Myers
DN: cn=Ron Myers, o=City of Carlsbad, ou=Water Department, email=rwmyers@cityofcarlsbadnm.com, c=US
Date: 2022.03.01 10:13:57 -07'00'

SYNOPSIS, HISTORY and IMPACT (SAFETY AND WELFARE/FINANCIAL/PERSONNEL/INFRASTRUCTURE/ETC.):

Monarchy Country RV Park, LLC has purchased a property/RV Park located at 2007 Connie Road. This property is located outside City limits. Principals with Monarchy Country RV Park LLC submitted an application for water service outside City limits, the application is attached. The previous owner of this property was granted access to City water for this property in January 2021. Per City policy this service is not transferable and the new owners are required to reapply for water service. This request was presented to the Board of Water and Sewer Commissioners at their monthly meeting held on February 17, 2022. The Board passed a motion recommending approval of this request. The City is asking for Council's consideration of this request and if approved authorize the Mayor and/or City Administrator to execute all documents necessary to implement the terms of any agreement or contract.

DEPARTMENT RECOMMENDATION:

The Water Department recommends approval of this request.

BOARD/COMMISSION/COMMITTEE ACTION:

☐	P & Z	☐	Lodgers Tax Board	☐	Cemetery Board	☐	APPROVED
☐	Museum	☐	San Jose Board	☐	Water Board	☐	DISAPPROVED
☐	Library Board	☐	N. Mesa Board	☐	_____ Committee		

Reviewed by Deputy City Administrator: /s/Ted Cordova Date: 03/03/2022

ATTACHMENTS: Request for Water Service Outside City Limits

City of Carlsbad

Inter-Office Memorandum

Dale Janway, Mayor **John Lowe, City Administrator**

TO: John Lowe, City Administrator

FROM: Ron Myers, Director of Utilities

DATE: February 04, 2022

RE: Request for water service outside City limits

Monarchy Country RV Park, LLC has purchased a property/RV Park commonly known as 2007 Connie Road. This property is located outside City limits. Monarchy Country RV Park, LLC has submitted an application for water service outside City limits for this property, the application is attached. In January 2021 the previous owner, George Blakely appeared before the Board and presented a request for water to serve this property. The Board approved the request with the stipulation that annexation into the City would be pursued if and when possible. The property at 2007 Connie Road does not share a boundary with the City boundary. There is another property between 2007 Connie Road and the City boundary. It is our understanding that efforts to convince the neighboring property owner to annex which would allow 2007 Connie Road to annex, have been unsuccessful.

APPLICATION FOR CITY WATER SERVICE

OUTSIDE OF CITY LIMITS

PROPERTY OWNER

Applicants' Name: Monarchy Country RV Park, LLC

Mailing Address: 1220 5th St. NW

Albuquerque, NM 87102

Home Telephone: 505-930-0341 Business Telephone: 575-904-0072

Location of Water Service: 2007 Connie Road, Carlsbad NM 88220

PROPERTY DESCRIPTION

Legal Description: Subdivision see attached Lot Block

(If not in subdivision, Attach legal description.)

Lot size: 1.74 acres

☐ Residential ☐ Commercial

Structures:

☐ Residence Sq. Footage:

☒ Business Sq. Footage: 0 # Employees: 1

Current Water Services:

☐ No Service ☐ Water Co-op Name of Co-op:

☐ Private Well ☒ existing water account (see attached)

☐ Anticipated Water Usage 6-8K gal./month

☐ Water Rights _____ acre feet ☐ Type of Rights:

Meter size requested: ☐ 5/8" ☒ 1" ☐ Other, specify

Reason for wanting City water: Continued use for RV park.

Signature: [signature] Date: 2/3/22

FOR OFFICE USE ONLY

Acreage:

Main line Footage:

Costs

Main Line: $

Tap & Meter: $

Water Rights: $

TOTAL: $

EXHIBIT A

LEGAL DESCRIPTION OF REAL PROPERTY

Tract 1A PARSLEY/BLOODWORTH TRACTS

2007 Connie Road

4. Consider Approval to remove from table request from George Blakely for Outside City Limits Water Service for property located at 2007 Connie Road

The motion was made by F. Beard and seconded by D. Miehls to remove from table the request for Outside City Limits Water Service. The vote was as follows, Yes: C. Stephens, D. Miehls, F. Beard, J. Bowen No: None Absent: G. Perkowski. The motion passed.

5. Consider Approval of request from George Blakely for Outside City Limits Water Service for property located at 2007 Connie Road

C. Stephens asked G. Blakely to approach the board. G. Blakely told the board he has gone to the Planning and Zoning Commission to request annexation but the board tabled the item. He is coming before this board to see what options he has. He stated his neighbors do not want to annex into the city.

E. Rodriguez asked if he was the majority landowner of that section. C. Stephens asked if that made a difference. E. Rodriguez stated yes, being a majority landowner, he could force annexation if he choose to. J. Patterson gave a brief description of the procedures needed to take too force annexation.

G. Blakely stated the neighbor that is against annexation is the same neighbor he has been receiving water from, and that neighbor has informed him that as of January 31 he would no longer be allowed to receive water.

J. Bowen asked if he knew what the neighbor's objection was to annex into the city. G. Blakely stated they just were not interested in annexing.

J. Patterson stated Mr. Blakely needs his neighbor to the north to join in order to have property contiguous to the city boundary. C. Stephens asked if there was more than one property that would make him contiguous to city property. J. Patterson responded there are two property owners if he could get one to join than they could be contiguous to city boundary.

F. Beard asked if his neighbor that was using water had trailers on his property. G. Blakely responded yes, it is an unusual situation. His neighbor has two parcels; one parcel is in the city the other parcel is in the county.

C. Stephens said one of the problems is he lives outside the city limits and there is a city policy not to provide water outside the city limits. Although, there are some instances that the city does provide water outside the city limits. G. Blakely said he is willing to annex, right now, he is under a time crunch. He has done everything the board has recommended he has exhausted all of his options.

D. Miehls stated so legally Mr. Blakely could annex and the city would supply him water. J. Lowe clarified he has the right to start the process, if he is the majority owner.

DRAFT

F. Beard asked why the city could not supply Mr. Blakely water if his neighbor who is outside the city limits is getting water. R. Myers stated they could, the city has done it in the past, but that is a decision for the board. J. Lowe asked if this was the same situation as what council previously just approved. R. Myers stated they are different because council approved just a resident, this a business. C. Stephens asked what the water rate was. R. Myers stated rates are two ½ times the city limits. C. Stephens stated so it would be beneficial to annex into the city. He asked what the zoning was. J. Patterson said the applicant is proposing to change to a C2 zoning.

The motion was made by F. Beard to grant Mr. Blakely to have outside city limits water, contingent upon the process started by him to annex his property and the neighbors into the city limits and seconded by D. Miehls. The vote was as follows, Yes: C. Stephens, D. Miehls, F. Beard, J. Bowen No: None Absent: G. Perkowski. The motion passed.

6. Update on Revision to Wellhead Protection Ordinance Draft by Maria O'Brien and Dave Romero

M. O'Brien stated the Wellhead Protection Ordinance has been in effect for quite some time. The Ordinance is to try to protect the City's future water supply. The updated Ordinance will include the developing Tatum, Sheep's draw, and Double Eagle.

D. Romero gave a brief highlight of the old Ordinance and the New Ordinance. He gave an update on the analysis of water pumped over 20 years and over 100 years.

C. Stephens said the changes are they expanded the protection area, updated the language and included Tatum. D. Romero stated yes, that is correct.

M. O'Brien stated yes that is correct. This is not only based on updated information but also to correlate and to stay consistent with the wellfield protection with the city's water planning. C. Stephens asked if this was the maximum amount of protection, the city could have to protect the wellfields. M. O'Brien responded yes. She reminded the board the city cannot prevent the oil and gas drilling but they could regulate the activities to protect its critical water supply. She said this is an excellent approach to protect the water supply.

E. Rodriguez asked for and explanation on the process or system of analysis is that actually depths or an extrapolation of numbers. D. Romero stated back in 2000 the analysis was based on a model that was supported by the Environmental Protection Agency; it was a simple model and did not have the actual structure of the Aquifer.

D. Miehls asked so the 2020 analysis is more defensible. D. Romero stated yes.

7. Consider Approval to recommend to City Council Updated Wellhead Protection Ordinance

The motion was made by J. Bowen and seconded by D. Miehls to recommend to City Council approval of the Updated Wellhead Protection Ordinance. The vote was as follows, Yes: C. Stephens, D. Miehls, F. Beard, J. Bowen No: None Absent: G. Perkowski. The motion passed.

DRAFT

RESOLUTION NO. 2007-63

A RESOLUTION AMENDING RESOLUTION NOS. 96-22 AND 2003-50 REGARDING SERVICE OF CITY WATER OUTSIDE THE CITY LIMITS

WHEREAS, Resolution Nos. 96-22 and 2003-50 have been adopted by the Governing Body of the City of Carlsbad to establish a policy regarding service of City water outside the City limits; and

WHEREAS, it is now the desire of the Governing Body to amend said policy.

NOW, THEREFORE, BE IT RESOLVED BY THE GOVERNING BODY OF THE CITY OF CARLSBAD that the policy for service of City water outside the City limits, adopted pursuant to Resolution Nos. 96-22 and 2003-50 and attached hereto and incorporated by reference, are amended to alter the water usage charges for non-City consumers within Section 1(d) from four times the City consumer rate to two and one-half times the City consumer rate. This change shall become immediately effective upon adoption subject to such future revision or amendment as the Governing Body may deem appropriate from time to time.

APPROVED, PASSED, AND ADOPTED this 11th day of December, 2007

Mayor

ATTEST:

City Clerk

Res

RESOLUTION NO. 2003-50

A RESOLUTION AMENDING RESOLUTION NO. 96-22 REGARDING SERVICE OF CITY WATER OUT SIDE THE CITY LIMITS

WHEREAS, Resolution No. 96-22 was adopted by the Governing Body of the City of Carlsbad on May 28, 1996 to establish a policy regarding service of City water outside the City limits; and

WHEREAS, it is now the desire of the Governing Body to amend said policy.

NOW, THEREFORE, BE IT RESOLVED BY THE GOVERNING BODY OF THE CITY OF CARLSBAD that the policy for service of City water outside the City limits, adopted pursuant to Resolution 96-22 and attached hereto and incorporated by reference, is amended by the addition of a new paragraph 17 and shall become immediately effective upon adoption subject to such future revision or amendment as the Governing Body may deem appropriate from time to time.

APPROVED, PASSED, AND ADOPTED this 14th day of October, 2003.

Judi Bates
Mayor Pro Tem

ATTEST:

Parlene Bradshaw
City Clerk

RESOLUTION NO. 96-22

RESOLUTION ESTABLISHING A POLICY REGARDING SERVICE OF CITY WATER OUTSIDE THE CITY LIMITS

WHEREAS, the City of Carlsbad owns and operates a municipal water system supplying potable water to residences and businesses within the incorporated boundaries of the municipality and also within the boundaries established by the LaHuerta Water Cooperative purchase agreement; and

WHEREAS, it has been the long-standing policy of the Board of Water and Sewer Commissioners and the City Council that municipal water not be furnished outside the incorporated boundaries of the municipality or outside the boundaries defined in the LaHuerta Water Cooperative Purchase Agreement; and

WHEREAS, it is now considered to be in the best interest of the City to furnish domestic water to non-City residences and businesses which have been adversely impacted by drought or otherwise financially impaired by the unavailability of a dependable source of potable water; and

WHEREAS, the City of Carlsbad Board of Water and Sewer Commissioners have approved and recommended to the City Council a policy regarding the service of City water outside the city limits.

NOW, THEREFORE, BE IT RESOLVED by the Governing Body of the City of Carlsbad that the policy regarding service of City water outside the city limits, attached hereto and incorporated by reference, shall become immediately effective upon adoption, subject to such future revision or amendment as the Governing Body may deem appropriate from time to time.

INTRODUCED, APPROVED, PASSED AND ADOPTED this 28th day of May, 1996.

Mayor

ATTEST:

City Clerk

POLICY REGARDING SERVICE OF CITY WATER

OUTSIDE THE CITY LIMITS

Upon written application and after recommendation by the Board of Water and Sewer Commissioners and approval by the Governing Body of the City of Carlsbad, municipal water for domestic purposes only may be furnished to non-City residential and business consumers. Such non-City water services approved, if any, shall be on the basis of written contract subject but not necessarily limited to the terms and conditions specified hereinafter.

Non-City Consumers

1. The following charges shall apply to all non-City consumers:
   a. For main service line, a one-time charge of the higher of either
      i. $8.00 per abutting foot adjusted for inflation at a rate of 3% per year beginning January 1, 1997; the City, at is sole discretion, may vary this per abutting foot charge for irregularly shaped or non-abutting lots; or
      ii. The actual cost of installation.
   b. The actual cost of time, materials and equipment for installation of water tap and meter with a minimum charge of $150.00
   c. A water deposit in the amount of $180.00
   d. Minimum and excess water usage charges shall be four times the rates of City consumers.
2. To offset the consumptive impact to the City's water supply, each non-City consumer, prior to receiving City water, shall:
   a. Irrevocably deed and transfer to the City a minimum of three acre feet of Capitan water rights for each acre or fraction of an acre to be served by City water; or
   b. Pay a one-time water rights acquisition fee of $2,500 per acre or fraction of an acre to be served by City water if the City, at any time prior to the final transfer of water rights described in subparagraph 2(a) above, determines at its sole discretion that such transfer is not in its best interest; or
   c. Pay a one-time water rights acquisition fee of $2,500 per acre or fraction of an acre to be served by City water if the City determines at its sole discretion that in lieu of water rights, such fee is in its best interest.
3. The maximum meter size that may be installed for a non-City consumer's use is a one inch meter, except that the City Administrator may approve installation of a larger meter if necessary to ensure adequate service.
4. Should the City, at its sole discretion, determine at any time that rationing of the municipal water supply is prudent or necessary, the City may without prior notice terminate water service to non-City consumers or impose other conservation measures.
5. City water provided to non-City consumers shall be utilized only for domestic purposes as herein defined and only in and upon the premises described in the written water service contract. Delivery, sale or transference of City water by one non-City consumer to any other person or premises shall be cause for immediate termination of City water service without prior notice.

6. City water shall not be provided to any non-City consumer:
   a. whose property is served by or connected to any other water cooperative or water company or
   b. whose property is capable of being served by or connected to any other water cooperative or water company within six months of the date of written application to the City.
7. The City may agree to amortize the costs incurred pursuant to paragraphs 1(a), 1(b) and 2(b) above at an interest rate of 10% A.P.R. for a definite period not to exceed 5 years.
8. Failure to pay by the 10th of the month following billing shall result in termination of water service without prior notice until all outstanding balances are paid in full.
9. Non-City consumers will be responsible for the full cost of all service lines on their side of the water meter including the installation of a backflow prevention mechanism which meets the approval of the City Water Department. Water service will not be furnished under any circumstances until such backflow prevention mechanism is installed and approved. Further, water service will not be furnished until the City determines to its satisfaction that all previous connections to wells or other water sources have been disconnected and isolated from the system that will deliver City water from the water meter to the non-City consumer's residence or business.
10. Non-City consumers whose properties are annexed into the City limits shall upon the first day of the month following annexation be entitled to the minimum and excess water usage charges established by the City for City consumers. Further, a non-City consumer whose property is annexed shall be entitled to a rebate of that amount of their water deposit paid in excess of the water deposit imposed at that time upon City consumers. Such rebates shall not be made in cash but rather shall be applied as credit against future billings. Under no circumstances however, shall a non-City consumer whose property is annexed into the City, be eligible for a rebate or recapture of any portion of those costs incurred for installation of the water service or water rights acquisition fee.
11. Unless and until paid in full, all costs incurred pursuant to paragraphs 1(a), 1(b) and 2(b) shall be secured by a lien against the property with foreclosure as authorized by law in the event of non-payment.
12. Contracts entered into between the City and non-City consumers shall not be transferrable. Subsequent non-City consumers at the same location shall not be eligible for water service until a new contract has been properly executed.
13. If, at its sole discretion, the City deems it to be in its best interest, the City may refuse to provide water service to non-City water applicants or otherwise limit such service.
14. Non-City consumers whose properties are capable of being served by the City sewer system shall within 6 months after the City provides water be connected to the sewer. Failure to connect to the sewer as noted above will result in termination of water service without prior notice until such connection is made. Sewer charges for non-City consumers shall be in accordance with paragraph 1 (d) above.
15. All monies received by the City from non-City consumers as water rights acquisition fees pursuant to paragraphs 2(b) and 2(c) above shall be placed in the Water System Improvement Fund for water rights acquisition.
16. Should any portion of this Agreement be deemed to be void or unenforceable, the remainder of the Agreement will continue in full force and effect.

17. Notwithstanding any provision herein to the contrary, the Governing Body may, with regard to service of water outside the City limits to water cooperatives, establish by contract such terms and conditions, including the rate charged for water usage, as it deems appropriate, provided however, that in no case shall the water rates charged to such cooperatives be less than that charged to water users within the City limits.

DEFINITIONS

City Limits: Those areas within the incorporated boundaries of the City of Carlsbad as changed from time to time.

LaHuerta Co-op Boundary: Those areas defined in the LaHuerta Co-op Purchase Agreement for which the City is obligated to furnish water.

City Consumer: All residential and commercial properties within the City limits or within the LaHuerta Co-op boundaries, currently or hereinafter provided water by the City of Carlsbad.

Non-City Consumer: All residential and commercial properties outside the City limits and outside the LaHuerta Co-op boundaries, requiring potable water for domestic purposes.

Domestic Water Use: Water used for household or other domestic use including irrigation of not more than one acre of noncommercial trees, lawn or garden.

CITY OF CARLSBAD

AGENDA BRIEFING MEMORANDUM

Meeting Date: 3/8/22

DEPARTMENT: Projects	**BY:** Ivan M. Abell Projects Administrator	**DATE: 3/1/22**

SUBJECT: Resolution authorizing the City of Carlsbad's participation in the Municipal Arterial Program project administrated by the New Mexico Department of Transportation

BACKGROUND, ANALYSIS AND IMPACT: (Safety and Welfare/Financial/Personal/Infrastructure/ etc.)

Staff is seeking approval to apply for the MAP grant program for a pavement rehabilitation project for the rehabilitation of Pate Street and Sixth Street. The project would start from the Intersection of Pierce Street (US-285) going south to the intersection of Church Street along Pate Street. The Project would continue from the intersection of Sixth Street & Church Street south to Texas Street. The work performed in this Project would include the use of crack seal and Micro Seal to extend the life of the current paving. All work on this project will be in accordance with NMDOT Standard Specifications for Highway and Bridge Construction.

The total estimated cost of this project will $80,000.00 to be funded in proportional share by the parties as follows:

New Mexico Department of Transportation share shall be 75% or $60,000.00

City of Carlsbad matching share shall be 25% or $20,000.00

DEPARTMENT RECOMMENDATION: City Council approval to apply for a MAP Grant from the New Mexico Department of Transportation

Reviewed by: Deputy
City Administrator: /s/K.C. Cass **Date:** 03/04/2022

ATTACHMENTS: Resolution, Map

RESOLUTION NO-2022-09

A RESOULTION AUTHORIZING THE CITY OF CARLSBAD'S PARTICIPATION IN THE MUNICPAL ARTERIAL PROGRAM PROJECT ADMINISTRATED BY THE NEW MEXICO DEPARTMENT OF TRANSPORTATION

WHEREAS, the NEW MEXICO DEPARTMENT OF TRANSPORTATION is accepting applications for the Municipal Arterial Program Project Grant for FY 2023

WHEREAS, the City of Carlsbad is interested in applying for the MAP grant for a Microseal project for the rehabilitation of Pate Street and Sixth Street.

WHEREAS, the total cost of the project will be $80,000.00 to be funded in proportional share by the parties hereto as follows:

a. New Mexico Department of Transportation's share shall be 75% or $60,000.00

b. City of Carlsbad proportional matching share shall be 25% or $ 20,000.00

TOTAL PROJECT COST IS $80,000.00

Now therefore, be it resolved in official session the City of Carlsbad, that filing of an application to the NEW MEXICO DEPARTMENT OF TRANSPORTATION is authorized. The Mayor is hereby authorized to act as the representative of the City of Carlsbad in the execution of this program.

INTRODUCED, PASSED, ADOPTED AND APPROVED this 8th day of March 2022

Dale Janway, Mayor _____ Date _____

ATTESTED:

Nadine Mireles, City Clerk _____ Date _____

1:9,600
1 inch = 800 feet

CITY OF CARLSBAD, NM
NMDOT FY 2022-2023 MAP

Map # 2515_ed01
Date: 3/1/2022

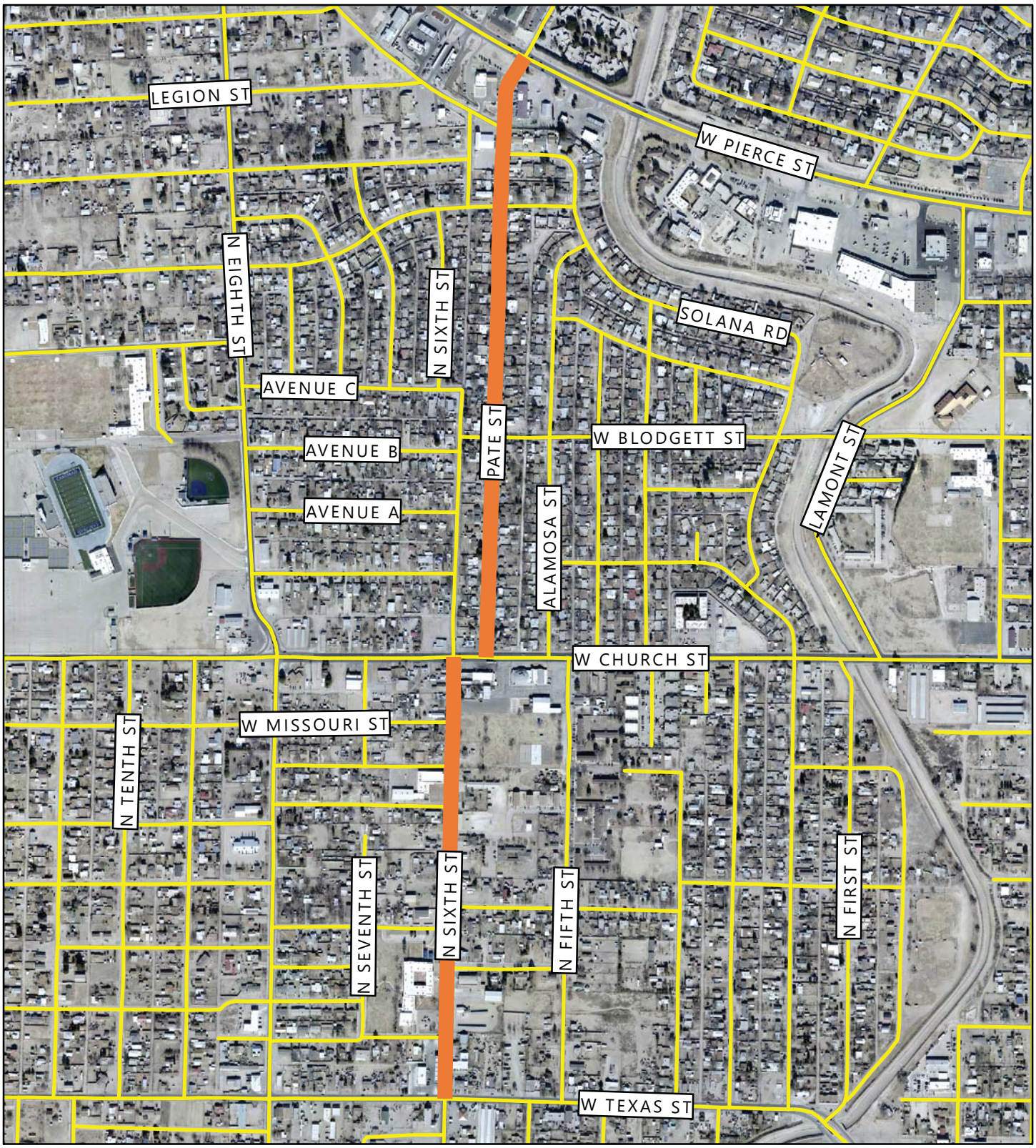

0 400 800 1,600
Feet

Roads

Project Location

IMPORTANT: Maps, products and data are NOT surveyor quality and are only to be used as a reference.

City of Carlsbad GIS

CITY OF CARLSBAD

AGENDA BRIEFING MEMORANDUM

Meeting Date: 3/8/22

DEPARTMENT: Projects	**BY:** Ivan M. Abell Projects Administrator	**DATE: 3/1/22**

SUBJECT: Resolution authorizing the City of Carlsbad's participation in the Local Government Road Fund project administrated by the New Mexico Department of Transportation

BACKGROUND, ANALYSIS AND IMPACT: (Safety and Welfare/Financial/Personal/Infrastructure/ etc.)

The City of Carlsbad is interested in applying for the LGRF grant program for a pavement rehabilitation project for the rehabilitation of multiple streets in a neighborhood. The project would include the streets of Maple, Olive, West Ash, North Ash and North Elm from Church Street to Mermod street. The work performed in this Project would include the use of crack seal and Micro Seal to extend the life of the current paving. All work on this project will be in accordance with NMDOT Standard Specifications for Highway and Bridge Construction.

The total estimated cost of this project will $204,100.00 to be funded in proportional share by the parties as follows:

New Mexico Department of Transportation share shall be 75% or $153,075.00

City of Carlsbad matching share shall be 25% or $51,025.00

DEPARTMENT RECOMMENDATION: City Council approval to apply for a LGRF Grant from the New Mexico Department of Transportation

Reviewed by: Deputy City Administrator: /s/K.C. Cass **Date:** 03/04/2022

ATTACHMENTS: Resolution, Map

RESOLUTION NO-2022-10

A RESOULTION AUTHORIZING THE CITY OF CARLSBAD'S PARTICIPATION IN THE LOCAL GOVERNMENT ROAD FUND PROJECT ADMINISTRATED BY THE NEW MEXICO DEPARTMENT OF TRANSPORTATION

WHEREAS, the NEW MEXICO DEPARTMENT OF TRANSPORTATION is accepting applications for the Local Government Road Fund Project Grant for FY 2023

WHEREAS, the City of Carlsbad is interested in applying for the LGRF grant for a Microseal project for the rehabilitation North Maple, North Olive, North Elm, West Ash and North Ash Streets.

WHEREAS, the total cost of the project will be $204,100.00 to be funded in proportional share by the parties hereto as follows:

a. New Mexico Department of Transportation's share shall be 75% or $153,075.00

b. City of Carlsbad proportional matching share shall be 25% or $ 51,025.00

TOTAL PROJECT COST IS $204,100.00

Now therefore, be it resolved in official session the City of Carlsbad, that filing of an application to the NEW MEXICO DEPARTMENT OF TRANSPORTATION is authorized. The Mayor is hereby authorized to act as the representative of the City of Carlsbad in the execution of this program.

INTRODUCED, PASSED, ADOPTED AND APPROVED this 8th day of March 2022

Dale Janway, Mayor Date

ATTESTED:

Nadine Mireles, City Clerk Date

1:4,800
1 inch = 400 feet

CITY OF CARLSBAD, NM
NMDOT FY 2022-2023 MAP

Map # 2519_ed01
Date: 3/4/2022

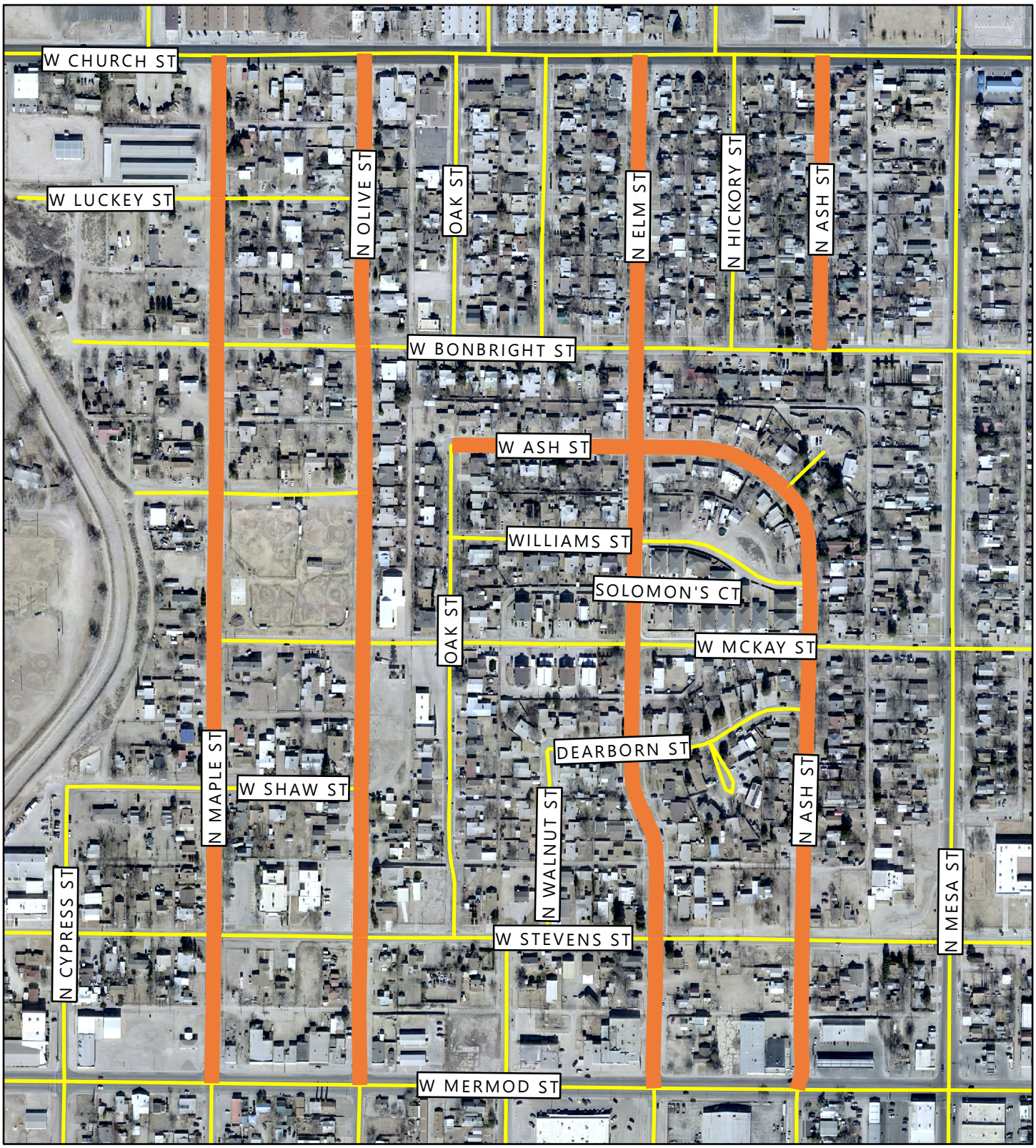

0 200 400 800
Feet

Roads

Roads selection

IMPORTANT: Maps, products and data are NOT surveyor quality and are only to be used as a reference.

City of Carlsbad GIS

CITY OF CARLSBAD

AGENDA BRIEFING MEMORANDUM

Council Meeting Date: March 8, 2022

DEPARTMENT: Legal	**BY:** Denise Madrid Boyea DB	**DATE**: March 1, 2022

SUBJECT:

Proposed Resolution requiring the removal of the weeds at 1302 & 1304 W. Church.

BACKGROUND, ANALYSIS AND IMPACT: (Safety and Welfare/Financial/Personnel/Infrastructure/etc.)

The property commonly known as 1302 & 1304 W. Church. is in a residential area near the intersection of Church and Olive St. This property is two vacant lots. The Eddy County Assessor's Office lists Michael Anthony Braddock as owning or having an interest in the property. The Assessor's records list Michael Anthony Braddock's address as PO Box 5094, Carlsbad, NM 88220

The property appears to be vacant and has not been maintained. Code enforcement has been to the property. This property is a problem and complaints about weeds on the property and alleyway has come to the attention of code enforcement about the condition of the property. There are weeds throughout the property.

The property has been inspected by the City Code Enforcement Officer and the Fire Marshal. They found that the property remains out of compliance with applicable codes. The weeds remain on the property. The Fire Marshal found that the property presents an extreme fire hazard for responding firefighters and emergency personnel.

A resolution has been prepared which, if adopted, would require the property owner to remove all weeds from the property within thirty days of the service of the resolution.

On February 28, 2022, a certified letter was sent to Michael Anthony Braddock at the address on the records of the County Assessor at as PO Box 5094, Carlsbad, NM 88220.

DEPARTMENT RECOMMENDATION:

Adopt the proposed resolution.

BOARD/COMMISSION/COMMITTEE ACTION: N/A

☐ P & Z	☐ Lodgers Tax Board	☐ Cemetery Board	} ☐ APPROVED
☐ Museum Board	☐ San Jose Board	☐ Water Board	}
☐ Library Board	☐ North Mesa Board	☐ _____ Committee	} ☐ DISAPPROVED

Reviewed by: Deputy
City Administrator /s/K.C. Cass **Date:** 03/03/2022

ATTACHMENT(S):

Proposed Resolution with Attachments
Photographs
Letter to Michael Anthony Braddock dated February 28, 2022.

RESOLUTION NO. 2022-11

A RESOLUTION FINDING 1302 & 1304 W. CHURCH STREET TO BE COVERED WITH RUINS, RUBBISH, WRECKAGE, DEBRIS, AND/OR WEEDS AND REQUIRING THE REMOVAL OF THE RUINS, RUBBISH, WRECKAGE, DEBRIS, AND/OR WEEDS

WHEREAS, the records of the Eddy County Assessor's Office show Michael Anthony Braddock to be the owner of or to have an interest in the property commonly known as 1302 & 1304 W. Church Street, Carlsbad, Eddy County, New Mexico, and more particularly described as:

Subd: CARTER UNIT #3 Lot: 9 Block: 14 Quarter: SE S: 36 T: 21S R: 26E

Subd: CARTER UNIT #3 Lot: 8 Block: 14 Quarter: SE S: 36 T: 21S R: 26E

hereinafter referred to as “Property”, and

WHEREAS, the Property has been inspected by the Carlsbad Code Enforcement Officer and the City Fire Marshal; and

WHEREAS, the Code Enforcement Officer and the Fire Marshal found that the Property has not been adequately maintained; and

WHEREAS, the Property contains a large amount of ruins, rubbish, wreckage, and/or debris, and some weeds; and

WHEREAS, the Property is in an unsafe condition and constitutes a hazard to the surrounding properties, residents and passersby; and

WHEREAS, the Code Enforcement Officer found that the specific violations, under Code of Ordinances of the City of Carlsbad, at the Property include, but are not limited to those listed on the attached Exhibit “A”; and

WHEREAS, the City Fire Marshal has inspected the Property and found that the specific violations at the Property under Fire Code include, but are not limited to those listed on the attached Exhibit “B”; and

WHEREAS, the Property and all ruins, rubbish, wreckage, debris, and weeds are a menace to the public comfort, health, peace, and safety and require removal forthwith;

NOW THEREFORE, BE IT RESOLVED by the Governing Body of the City of Carlsbad, Eddy County, New Mexico that:

1. A copy of this Resolution shall be served on the record owner, as shown by the real estate records of the County Clerk, occupants, or agents in charge of the Property. Such service shall be in person if such a person can be found within the City of Carlsbad, New Mexico after a reasonable search.

2. If a record owner, occupant, or agent in charge of the Property cannot be located within the City of Carlsbad, New Mexico, notice shall be by posting at the Property and by publishing this Resolution one time in a newspaper in general circulation in the City of Carlsbad.

3. Within ten days of either the receipt of a copy of this Resolution or the posting and publishing of this Resolution, the owner, occupant, or agent in charge of the Property shall either:

A. Commence removing all ruins, rubbish, wreckage, debris, and weeds from the premises; or

B. File a written objection with the Carlsbad Municipal Clerk at 101 N. Halagueno, Carlsbad, New Mexico 88220 and request a hearing before the City Council.

4. If a written objection is filed as required, the City Council shall proceed as directed by Chapter 22, Article II of the Code of Ordinances, City of Carlsbad, New Mexico.

5. The removal of the ruins, rubbish, wreckage, debris, and weeds shall:

A. Begin immediately;

B. Proceed properly and with diligence; and

C. Be completed in a timely manner;

D. BUT IN NO CASE SHALL SUCH WORK TAKE LONGER THAN THIRTY (30) DAYS FROM THE DATE THE RESOLUTION WAS SERVED UNLESS THE CARLSBAD CITY COUNCIL CONSENTS IN WRITING TO AN EXTENSION.

6. Any removal of the ruins, rubbish, wreckage, debris, or weeds shall leave the property from which the materials have been removed in a clean, level, and safe condition, suitable for further occupancy or construction and with all excavations filled.

7. If the owner, occupant, or agent in charge does not commence the removal of the stated items, and if no written objection is filed as required, or if the removal of the stated items is not completed in a timely manner, the City may remove the ruins, rubbish, wreckage, debris, and/or weeds at the cost and expense of the owner.

8. The reasonable cost of such a removal shall constitute a lien against the ruins, rubbish, wreckage, debris, and/or weeds so removed and against the lot or parcel of land from which it was removed.

9. The City Clerk shall make out, sign, attest, file, and record in the office of the Eddy County Clerk's Office, a claim of lien upon the described premises.

10. The lien shall bear interest at the rate of twelve percent (12%) per annum from the date of filing until paid, together with reasonable attorney's fees for the foreclosure of the same. The lien shall be foreclosed in any manner proved by an applicable state lien foreclosure law.

INTRODUCED, PASSED, ADOPTED, AND APPROVED this 8th day of March, 2022.

_____
DALE JANWAY, MAYOR

ATTEST:

_____
NADINE MIRELES, CITY CLERK

CITY OF CARLSBAD
Planning, Engineering, and Regulation Department
114 S. Halagueno, PO Box 1569
Carlsbad, New Mexico 88220
Phone (575) 885-1185, Fax (575) 628-8379

CODE ENFORCEMENT REPORT

Case Number: CE-___-_____	**Date of Complaint:** January 28, 2022	**Complaint Taken By:** Lonnie Jaquez
	Complainant Name:	**Phone Number:**

Complaint Location:
1302 & 1304 West Church, Carlsbad, N.M. 88220

Details of Complaint:

-Overgrown weeds in alley and on property

Primary Structure:	**Photographs Taken** (attach):	**CE District:**
☐ Residential ☐ Commercial	■ Yes	☐ North
☐ Occupied ☐ Vacant	☐ No	☐ South
☐ Secured ☐ Unsecured		
■ No structure on property		

Narrative:

-Final notice letter mailed.
-No structure on property.

Disposition of Case:

- ☐ No Basis for Complaint: _____
- ■ Mailed Notice of Violation/Date: January 28, 2022
- ☐ Door Hanger Notice of Violation/Date: _____
- ☐ Verbal Warning/Date: _____
- ☐ Referred to Other Agency: _____
- ☐ Other: _____

Code Enforcement Signature	Printed Name	Date
	Lonnie Jaquez	2-14-22

Report Information:
Entered into Database on: _____ By: _____

Page ___ of ___

EXHIBIT A

15 CITY OF CARLSBAD
Planning, Engineering, and Regulation Department
Code Enforcement Division
101 N. Halagueno St., PO Box 1569
Carlsbad, New Mexico 88220
Phone (575) 885-1185, Fax (575) 628-8379

NOTICE OF CODE VIOLATION

Date: Decembeer 21, 2021
Case: CE- 2021 - Pending
Address: 1302 & 1304 West Church
Carlsbad, New Mexico 88220

Name and Address of Property Owner or Occupant*
4-156-126-366-532 & 4-156-126-372-532
BRADDOCK, MICHAEL ANTHONY
PO BOX 5094
CARLSBAD, NM 88221-5094

FINAL NOTICE

The following violation(s) of the Carlsbad Code of Ordinances have been identified as existing on your property.It is your responsibility, if you have any control over the property, to take immediate action to correct these violation(s), even if you do not actually occupy the property or if the property is occupied by others.

COMPLETION OF CORRECTIVE ACTION(S) IS REQUIRED NO LATER THAN: December 28, 2021.

CORRECTIVE ACTION TO BE TAKEN (WHAT YOU SHOULD DO) BEFORE DEADLINE:
Please remove structure, weeds, and debris from the property. Thank you for your compliance, should you have any questions please call our office at 575-885-1185.

CODE VIOLATED:
WASTE STORAGE (CCO 22-03):
EXCESS WEEDS - LOTS (CCO 22-64):
Cutting and removal—Duty of owner (CCO 22-66):

CODE VIOLATED:
OFFENSIVE WASTE (CCO 22-02):
DISPOSAL OF LARGE ITEMS (CCO 44-04(03)):
DEPOSIT OF GARBAGE (CCO 44-07(04)):

CODE VIOLATED:

Note: Specific details regarding the applicable ordinance may be obtained from the Code Enforcement Division Office listed above. The complete Code of Ordinances may be found on the City of Carlsbad website: www.cityofcarlsbadnm.com or in the office of the City Clerk.

The required Corrective Active listed above must be initiated immediately and be completed no later than the deadline. Failure to comply with the Ordinances of the City of Carlsbad is subject to specific actions. If the owner of the property cannot be located or refuses compliance, the City may initiate condemnation procedures under Chapter 22, Article II, of the Carlsbad Code of Ordinances to remedy the violation. Under this procedure the City will file a claim of lien against the premises in the amount of the expenditure by the City to correct each violation. Optionally, the City may seek a judgment in Municipal Court for the maximum penalty allowed by ordinance for violation of municipal ordinances. Unless a lesser maximum penalty or a specific penalty is established by ordinance for a particular offense, a fine of not more than $500 or imprisonment for not more than 90 days, or both, plus court costs, may be imposed by the court.

*Property and owner information is received from the Eddy County Assessor's Office, Occupant, or City records.

Code Enforcement Signature	Lonnie Jaquez	12/21/2021
	Printed Name	Date

U.S. Postal Service™
CERTIFIED MAIL® RECEIPT
Domestic Mail Only

For delivery information, visit our website at www.usps.com®.

OFFICIAL USE

7020 2450 0000 9227 8101

Certified Mail Fee
$ 3.75

Extra Services & Fees (check box, add fee as appropriate)
- [x] Return Receipt (hardcopy) $ 3.05
- [ ] Return Receipt (electronic) $
- [ ] Certified Mail Restricted Delivery $
- [ ] Adult Signature Required $
- [ ] Adult Signature Restricted Delivery $

Postage
$ .53

Total Postage and Fees
$ 7.33

U.S POSTAL SERVICE
Postmark Here
DEC 22 2021
CARLSBAD NM 88220

Sent To Michael Anthony Braddock

Street and Apt. No., or PO Box No.
PO Box 5094

City, State, ZIP+4®
Carlsbad, N.M. 88220

PS Form 3800, April 2015 PSN 7530-02-000-9047 See Reverse for Instructions

USPS Tracking®

FAQs >

Track Another Package +

Tracking Number: 70202450000092278101

Remove ×

Your package is moving within the USPS network and is on track to be delivered to its final destination. It is currently in transit to the next facility.

USPS Tracking Plus® Available ⌄

In Transit to Next Facility

February 4, 2022

Feedback

Get Updates ⌄

Text & Email Updates ⌄

Tracking History ⌃

February 4, 2022
In Transit to Next Facility
Your package is moving within the USPS network and is on track to be delivered to its final destination. It is currently in transit to the next facility.

February 2, 2022, 8:23 am
Departed USPS Regional Facility
COPPELL TX DISTRIBUTION CENTER

February 1, 2022, 1:33 pm
Arrived at USPS Regional Facility

COPPELL TX DISTRIBUTION CENTER

January 24, 2022, 1:46 pm
Moved, Left no Address
CARLSBAD, NM 88221

January 23, 2022, 12:50 pm
Departed USPS Regional Facility
LUBBOCK TX DISTRIBUTION CENTER

January 22, 2022, 3:48 am
Arrived at USPS Regional Facility
LUBBOCK TX DISTRIBUTION CENTER

January 20, 2022, 7:59 am
Departed USPS Regional Facility
COPPELL TX DISTRIBUTION CENTER

January 6, 2022, 9:18 am
Arrived at USPS Regional Facility
COPPELL TX DISTRIBUTION CENTER

Reminder to Schedule Redelivery of your item

December 24, 2021, 7:01 am
Available for Pickup
CARLSBAD, NM 88220

December 24, 2021, 6:59 am
Forwarded
CARLSBAD, NM

December 24, 2021, 6:58 am
Arrived at Post Office
CARLSBAD, NM 88220

Feedback

December 23, 2021, 11:38 pm
Departed USPS Regional Facility
LUBBOCK TX DISTRIBUTION CENTER

December 22, 2021, 8:44 pm
Arrived at USPS Regional Facility
LUBBOCK TX DISTRIBUTION CENTER

December 22, 2021, 4:19 pm
Departed Post Office
CARLSBAD, NM 88220

December 22, 2021, 1:27 pm
USPS in possession of item
CARLSBAD, NM 88220

USPS Tracking Plus®

Product Information

Feedback

See Less

Can’t find what you’re looking for?

Go to our FAQs section to find answers to your tracking questions.

FAQs

Feb 4, 2022 2:37:13 PM
1302 West Church Street
Carlsbad
Eddy County
New Mexico


Feb 4, 2022 2:37:08 PM
1302 West Church Street
Carlsbad
Eddy County
New Mexico


Feb 14, 2022 4:25:04 PM
1304 West Church Street
Carlsbad
Eddy County
New Mexico

Feb 14, 2022 4:24:49 PM
1304 West Church Street
Carlsbad
Eddy County
New Mexico

City Of Carlsbad

Inter-Office Memorandum

Dale Janway Mayor

John Lowe, City Manager

Date: February 24, 2022

To: Denise Madrid Boyea, City Attorney

From: Ken Ahrens, Assistant Fire Chief

Re: 1302 & 1304 W. Church St.

On February 24, 2022, I inspected a property located at 1302 & 1304 W. Church St. This property presents an ***extreme*** fire hazard for responding Firefighters and emergency personnel, as well as the neighboring properties. I recommend that the property be cleaned up and the weeds and debris be removed under the following fire codes.

The International Fire Code, 2006 edition states:

Section 110 Unsafe Buildings

110.1 General. If during the inspection of a building or structure or any building system, in whole or part, constitutes a clear and inimical threat to human life, safety or health, the fire code official shall issue such notice or orders to remove or remedy the conditions as shall be deemed necessary in accordance with this section and shall refer the building to the building department for any repairs, alterations, remodeling, removing or demolition required.

110.4 Abatement. The owner, operator or occupant of a building or premises deemed unsafe by the fire code official shall abate or cause to be abated or corrected such unsafe conditions by repair, rehabilitation, demolition, or other approved corrective action.

Section 304 Combustible Waste Material

304.1.1 Waste material. Accumulations of wastepaper, wood, hay, straw, weeds, litter, or combustible or flammable rubbish of any type shall not be permitted to remain on a roof or in any court, yard, vacant lot, alley, parking lot, open space, or beneath a grandstand, bleacher, pier, wharf, manufactured home, recreational vehicle, or other similar structure.

304.1.2 Vegetation. Weeds, grass, vines or other growth that is capable of being ignited and endangering property, shall be cut down and removed by the owner or occupant of the premises.

Section 311 Vacant Premises

311.3 Removal of combustibles. Persons owning, or in charge of a vacant building or portion thereof, shall remove therefrom all accumulations of combustible material, flammable or combustible waste or rubbish and shall securely lock or otherwise secure doors, windows, and other openings to prevent entry by unauthorized persons. The premises shall be maintained clear of waste or hazardous materials.

EXHIBIT B

Ken Ahrens, Assistant Fire Chief
Carlsbad Fire Department

CARLSBAD

Post Office Box 1569
Carlsbad, NM 88221-1569
(575) 887-1191
1-800-658-2713
www.cityofcarlsbadnm.com

DALE JANWAY
MAYOR

JOHN N. LOWE
CITY ADMINISTRATOR

February 28, 2022

Michael Anthony Braddock
PO Box 5094
Carlsbad, NM 88220

RE: Dangerous Premises at the property known as 1302 & 1304 W. Church St., Carlsbad, NM

Dear Mr. Braddock:

According to the records of the Eddy County Assessor's Office, you are the owner or have an interest in the property commonly known as 1302 & 1304 W. Church St., Carlsbad, NM. The property has been inspected by the City Code Enforcement Office and the Fire Marshal. They have found the property to be in violation of a number of health, safety, and building laws.

Because of the condition of the property, a Resolution has been prepared requiring the cleaning of the property. The Carlsbad City Council will consider passing that Resolution at its meeting on **Tuesday, March 8, 2022 at 6:00 PM**. That meeting will be held in the Council Chambers in the Janell Whitlock Municipal Complex at 114 S. Halagueno St., Carlsbad, NM. You are encouraged to come to the meeting and speak with Council about the property. A draft of the Resolution is included with this letter.

If the Council adopts the Resolution, you must begin removing the ruins, rubbish, wreckage, debris, and weeds from the property within ten days and complete the work within thirty days. The property must be left in a clean, level, and safe condition, suitable for further occupancy or construction and with all excavations filled. If the work is not done, the City may do the work itself or hire someone to do the work. All reasonable costs to the City for such work will become a lien against the property. The City may then foreclose the lien as allowed by law.

If you have any questions regarding this matter, please contact me at (575) 887-1191, or at the Municipal Building, 101 N. Halagueno, Carlsbad, NM 88220.

Sincerely,

Denise Madrid Boyea

Denise Madrid Boyea
City Attorney

Enclosure

COUNCILORS

Ward 1	Ward 2	Ward 3	Ward 4
EDDIE T. RODRIGUEZ	JEFF FORREST	KARLA NIEMEIER	MARK WALTERSCHEID
LISA A. ANAYA FLORES	J J CHAVEZ	JUDI WATERS	WESLEY A. CARTER

CITY OF CARLSBAD

AGENDA BRIEFING MEMORANDUM

Council Meeting Date: March 8, 2022

DEPARTMENT: Legal	**BY:** Denise Madrid Boyea DB	**DATE**: March 1, 2022

SUBJECT:

Proposed Resolution requiring the removal of the weed and debris at 1301 N. 8th St.

BACKGROUND, ANALYSIS AND IMPACT: (Safety and Welfare/Financial/Personnel/Infrastructure/etc.)

The property commonly known as 1301 N. 8th St. is in a residential neighborhood near the intersection of 8th and Legion St. This property is a residential property. The Eddy County Assessor's Office lists Amy Jaure as owning or having an interest in the property. The Assessor's records list Amy Jaure's address as 1307 N. 8th St., Carlsbad, NM 88220.

The property appears to have a residence that is vacant and un-occupied and it has not been maintained. Code enforcement has been to the property. This property has been a problem for some time. There is dead grass and weeds throughout the parcel as well as a dead tree in the back of the house. There is trash and debris on the property. Code enforcement made contact with a neighbor who stated they are related to the owner and would pass along the code violations to the owner.

The property has been inspected by the City Code Enforcement Officer and the Fire Marshal. They found that the property remains out of compliance with applicable codes. The weeds remain on the property. The Fire Marshal found that the property presents an extreme fire hazard for responding firefighters and emergency personnel.

A resolution has been prepared which, if adopted, would require the property owner to remove all weed and debris from the property within thirty days of the service of the resolution.

On February 28, 2022, a certified letter was sent to Amy Jaure at the address on the records of the County Assessor at 1307 N. Eighth St., Carlsbad, NM 88220, but no response has occurred.

DEPARTMENT RECOMMENDATION:

Adopt the proposed resolution.

BOARD/COMMISSION/COMMITTEE ACTION: N/A

☐ P & Z	☐ Lodgers Tax Board	☐ Cemetery Board	} ☐ APPROVED
☐ Museum Board	☐ San Jose Board	☐ Water Board	}
☐ Library Board	☐ North Mesa Board	☐ _____ Committee	} ☐ DISAPPROVED

Reviewed by: Deputy

City Administrator /s/Ted Cordova **Date:** 03/03/2022

ATTACHMENT(S):

Proposed Resolution with Attachments
Photographs
Letter to Amy Jaure dated February 28, 2022.

RESOLUTION NO. 2022-12

A RESOLUTION FINDING 1301 N. EIGHTH STREET TO BE COVERED WITH RUINS, RUBBISH, WRECKAGE, DEBRIS, AND/OR WEEDS AND REQUIRING THE REMOVAL OF THE RUINS, RUBBISH, WRECKAGE, DEBRIS, AND/OR WEEDS

WHEREAS, the records of the Eddy County Assessor's Office show Amy Jaure to be the owner of or to have an interest in the property commonly known as 1301 N. Eighth Street, Carlsbad, Eddy County, New Mexico, and more particularly described as:

Subd: BELVA Block: 64 (LOT 64) BEG SE COR W 3' TO POB, N 121', W 94', S 58', W 8', S 63', E 102' TO POB Quarter: NE S: 35 T: 21S R: 26E

hereinafter referred to as “Property”, and

WHEREAS, the Property has been inspected by the Carlsbad Code Enforcement Officer and the City Fire Marshal; and

WHEREAS, the Code Enforcement Officer and the Fire Marshal found that the Property has not been adequately maintained; and

WHEREAS, the Property contains a large amount of ruins, rubbish, wreckage, and/or debris, and some weeds; and

WHEREAS, the Property is in an unsafe condition and constitutes a hazard to the surrounding properties, residents and passersby; and

WHEREAS, the Code Enforcement Officer found that the specific violations, under Code of Ordinances of the City of Carlsbad, at the Property include, but are not limited to those listed on the attached Exhibit “A”; and

WHEREAS, the City Fire Marshal has inspected the Property and found that the specific violations at the Property under Fire Code include, but are not limited to those listed on the attached Exhibit “B”; and

WHEREAS, the Property and all ruins, rubbish, wreckage, debris, and weeds are a menace to the public comfort, health, peace, and safety and require removal forthwith;

NOW THEREFORE, BE IT RESOLVED by the Governing Body of the City of Carlsbad, Eddy County, New Mexico that:

1. A copy of this Resolution shall be served on the record owner, as shown by the real estate records of the County Clerk, occupants, or agents in charge of the Property. Such service shall be in person if such a person can be found within the City of Carlsbad, New Mexico after a reasonable search.

2. If a record owner, occupant, or agent in charge of the Property cannot be located within the City of Carlsbad, New Mexico, notice shall be by posting at the Property and by publishing this Resolution one time in a newspaper in general circulation in the City of Carlsbad.

3. Within ten days of either the receipt of a copy of this Resolution or the posting and publishing of this Resolution, the owner, occupant, or agent in charge of the Property shall either:

A. Commence removing all ruins, rubbish, wreckage, debris, and weeds from the premises; or

B. File a written objection with the Carlsbad Municipal Clerk at 101 N. Halagueno, Carlsbad, New Mexico 88220 and request a hearing before the City Council.

4. If a written objection is filed as required, the City Council shall proceed as directed by Chapter 22, Article II of the Code of Ordinances, City of Carlsbad, New Mexico.

5. The removal of the ruins, rubbish, wreckage, debris, and weeds shall:

A. Begin immediately;

B. Proceed properly and with diligence; and

C. Be completed in a timely manner;

D. BUT IN NO CASE SHALL SUCH WORK TAKE LONGER THAN THIRTY (30) DAYS FROM THE DATE THE RESOLUTION WAS SERVED UNLESS THE CARLSBAD CITY COUNCIL CONSENTS IN WRITING TO AN EXTENSION.

6. Any removal of the ruins, rubbish, wreckage, debris, or weeds shall leave the property from which the materials have been removed in a clean, level, and safe condition, suitable for further occupancy or construction and with all excavations filled.

7. If the owner, occupant, or agent in charge does not commence the removal of the stated items, and if no written objection is filed as required, or if the removal of the stated items is not completed in a timely manner, the City may remove the ruins, rubbish, wreckage, debris, and/or weeds at the cost and expense of the owner.

8. The reasonable cost of such a removal shall constitute a lien against the ruins, rubbish, wreckage, debris, and/or weeds so removed and against the lot or parcel of land from which it was removed.

9. The City Clerk shall make out, sign, attest, file, and record in the office of the Eddy County Clerk's Office, a claim of lien upon the described premises.

10. The lien shall bear interest at the rate of twelve percent (12%) per annum from the date of filing until paid, together with reasonable attorney's fees for the foreclosure of the same. The lien shall be foreclosed in any manner proved by an applicable state lien foreclosure law.

INTRODUCED, PASSED, ADOPTED, AND APPROVED this 8th day of March, 2022.

_____
DALE JANWAY, MAYOR

ATTEST:

_____
NADINE MIRELES, CITY CLERK

CITY OF CARLSBAD
Planning, Engineering, and Regulation Department
114 S. Halagueno, PO Box 1569
Carlsbad, New Mexico 88220
Phone (575) 885-1185, Fax (575) 628-8379

CODE ENFORCEMENT REPORT

Case Number:	Date of Complaint:	Complaint Taken By:
CE- 21 - 53	11-18-2021	M. Devlin
	Complainant Name: Anonymous	**Phone Number:**

Complaint Location:
1301 N. 8th Street

Details of Complaint:
Dead grass and weeds as well as a dead tree on the property. Trash and debris scattered on the property.

Primary Structure:	Photographs Taken (attach):	CE District:
■ Residential ☐ Commercial	■ Yes	■ North
☐ Occupied ■ Vacant	☐ No	☐ South
■ Secured ☐ Unsecured		
☐ No structure on property		

Narrative:
Property has been an issue for some time. There is dead grass and weeds throughout the parcel as well as a dead tree in the back of the house. There is also a lot of trash and debris on the property. The property needs to be cleaned up and brought into compliance.

Disposition of Case:

☐ No Basis for Complaint: _____
☐ Mailed Notice of Violation/Date: 11-18-2021, 12-08-2021
☐ Door Hanger Notice of Violation/Date: _____
☐ Verbal Warning/Date: _____
☐ Referred to Other Agency: _____
☐ Other: I have spoken to the resident on the north side of the property. Resident stated this is a relatives property and they would relay the code violations to the relative.

Melissa Devlin — Melissa Devlin — 02/02/2022
Code Enforcement Signature | **Printed Name** | **Date**

Report Information:
Entered into Database on: _____ By: _____

Page ___ of ___

EXHIBIT A

15 CITY OF CARLSBAD
Planning, Engineering, and Regulation Department
Code Enforcement Division
114 S. Halagueno, PO Box 1569
Carlsbad, New Mexico 88220
Phone 575.885.1185, Fax 575.628.8379

NOTICE OF CODE VIOLATION

Date: 12/08/2021
Case: CE- 21 - 53
Address: 1301 N. 8th St.
Carlsbad, New Mexico 88220

Name and Address of Property Owner or Occupant*

JAURE, AMY
1307 N. 8TH STREET
CARLSBAD N.M. 88220

FINAL NOTICE

The following violation(s) of the Carlsbad Code of Ordinances have been identified as existing on your property. It is your responsibility, if you have any control over the property, to take immediate action to correct these violation(s), even if you do not actually occupy the property or if the property is occupied by others.

COMPLETION OF CORRECTIVE ACTION(S) IS REQUIRED NO LATER THAN: 12/18/2021.

CORRECTIVE ACTION TO BE TAKEN (WHAT YOU SHOULD DO) BEFORE DEADLINE:

Please cut, or mow ALL grass and weeds on the entire parcel of property. Please remove any junk and debris from the property as well. Thank You. Any Question Contact 885-1185, Ext 2238.

CODE VIOLATED:

EXCESS WEEDS - LOTS (CCO 22-64): It shall be unlawful for any owner having charge or control of any lot within the city to permit or maintain on any such lot, including the area located between the property line and the middle of the alley adjacent to the property, and the area located between the property line and the curb, and the area located ten feet outside the property line where there is no curb, any growth of weeds to a greater height than 12 inches, or any accumulation of weeds.

CODE VIOLATED:

WASTE STORAGE (CCO 22-03): Any land, within the city, used for open storage of junk, trash or debris is hereby declared to be a public nuisance, and such use of land is prohibited in the city.

CODE VIOLATED:

Thank You !!!!

Note: Specific details regarding the applicable ordinance may be obtained from the Code Enforcement Division Office listed above. The complete Code of Ordinances may be found on the City of Carlsbad website: www.cityofcarlsbadnm.com or in the office of the City Clerk.

The required Corrective Active listed above must be initiated immediately and be completed no later than the deadline. Failure to comply with the Ordinances of the City of Carlsbad is subject to specific actions. If the owner of the property cannot be located or refuses compliance, the City may initiate condemnation procedures under Chapter 22, Article II, of the Carlsbad Code of Ordinances to remedy the violation. Under this procedure the City will file a claim of lien against the premises in the amount of the expenditure by the City to correct each violation. Optionally, the City may seek a judgment in Municipal Court for the maximum penalty allowed by ordinance for violation of municipal ordinances. Unless a lesser maximum penalty or a specific penalty is established by ordinance for a particular offense, a fine of not more than $500 or imprisonment for not more than 90 days, or both, plus court costs, may be imposed by the court.

*Property and owner information is received from the Eddy County Assessor's Office, Occupant, or City records.

M Devlin — M. DEVLIN — 12/08/2021

Code Enforcement Signature | Printed Name | Date

15 CITY OF CARLSBAD
Planning, Engineering, and Regulation Department
Code Enforcement Division
114 S. Halagueno, PO Box 1569
Carlsbad, New Mexico 88220
Phone 575.885.1185, Fax 575.628.8379

NOTICE OF CODE VIOLATION

Date: 11/18/2021
Case: CE- 21 - 53
Address: 1301 N 8th St.
Carlsbad, New Mexico 88220

Name and Address of Property Owner or Occupant*

JAURE, AMY
1307 N 8TH STREET
CARLSBAD, NM 88220

The following violation(s) of the Carlsbad Code of Ordinances have been identified as existing on your property. It is your responsibility, if you have any control over the property, to take immediate action to correct these violation(s), even if you do not actually occupy the property or if the property is occupied by others.

COMPLETION OF CORRECTIVE ACTION(S) IS REQUIRED NO LATER THAN: 11/28/2021.

CORRECTIVE ACTION TO BE TAKEN (WHAT YOU SHOULD DO) BEFORE DEADLINE:

Please cut, mow or sterilize ALL grass and weeds on both parcels of your property. Remove any trash, junk or debris from the property as well. Thank You. Any Question Contact 885-1185, Ext 2238.

CODE VIOLATED:

EXCESS WEEDS - LOTS (CCO 22-64): It shall be unlawful for any owner having charge or control of any lot within the city to permit or maintain on any such lot, including the area located between the property line and the middle of the alley adjacent to the property, and the area located between the property line and the curb, and the area located ten feet outside the property line where there is no curb, any growth of weeds to a greater height than 12 inches, or any accumulation of weeds.

CODE VIOLATED:

WASTE STORAGE (CCO 22-03): Any land, within the city, used for open storage of junk, trash or debris is hereby declared to be a public nuisance, and such use of land is prohibited in the city.

CODE VIOLATED:

Thank you for your compliance!!

Note: Specific details regarding the applicable ordinance may be obtained from the Code Enforcement Division Office listed above. The complete Code of Ordinances may be found on the City of Carlsbad website: www.cityofcarlsbadnm.com or in the office of the City Clerk.

The required Corrective Active listed above must be initiated immediately and be completed no later than the deadline. Failure to comply with the Ordinances of the City of Carlsbad is subject to specific actions. If the owner of the property cannot be located or refuses compliance, the City may initiate condemnation procedures under Chapter 22, Article II, of the Carlsbad Code of Ordinances to remedy the violation. Under this procedure the City will file a claim of lien against the premises in the amount of the expenditure by the City to correct each violation. Optionally, the City may seek a judgment in Municipal Court for the maximum penalty allowed by ordinance for violation of municipal ordinances. Unless a lesser maximum penalty or a specific penalty is established by ordinance for a particular offense, a fine of not more than $500 or imprisonment for not more than 90 days, or both, plus court costs, may be imposed by the court.

*Property and owner information is received from the Eddy County Assessor's Office, Occupant, or City records.

M. Devlin	M. DEVLIN	11/18/2021
Code Enforcement Signature	Printed Name	Date

01/26/2022 09:41

01/26/2022 09:41

01/26/2022 09:42

01/26/2022 09:42

01/26/2022 09:42

DEAD
END
AHEAD
01/26/2022 09:42

01/26/2022 09:42

City Of Carlsbad

Inter-Office Memorandum

Dale Janway Mayor

John Lowe, City Manager

Date: February 2, 2022

To: Denise Madrid Boyea, City Attorney

From: Ken Ahrens, Assistant Fire Chief

Re: 1301 N. 8th St.

On February 2, 2022, I inspected a property located at 1301 N. 8th St. This property presents an ***extreme*** fire hazard for responding Firefighters and emergency personnel. I recommend that the building on site be demolished, the property be cleaned up, and the weeds and debris be removed under the following fire codes.

The International Fire Code, 2006 edition states:

Section 110 Unsafe Buildings

110.1 General. If during the inspection of a building or structure or any building system, in whole or part, constitutes a clear and inimical threat to human life, safety or health, the fire code official shall issue such notice or orders to remove or remedy the conditions as shall be deemed necessary in accordance with this section and shall refer the building to the building department for any repairs, alterations, remodeling, removing or demolition required.

110.1.1 Unsafe Conditions. Structures or existing equipment that are or here after become unsafe or deficient because of inadequate means of egress or which constitute a fire hazard, or are otherwise dangerous to human life or the public welfare, or which involve illegal or improper occupancy or inadequate maintenance shall be deemed an unsafe condition. A vacant structure which is not secured against unauthorized entry as required by Section 311 shall be unsafe.

110.1.2 Structural Hazards. When an apparent structural hazard is caused by the faulty installation, operation or malfunction of any of the items or devices governed by this code, the fire official shall immediately notify the building official in accordance with Section 110.1

110.4 Abatement. The owner, operator or occupant of a building or premises deemed unsafe by the fire code official shall abate or cause to be abated or corrected such unsafe conditions by repair, rehabilitation, demolition, or other approved corrective action.

EXHIBIT B

Section 304 Combustible Waste Material

304.1.1 Waste material. Accumulations of wastepaper, wood, hay, straw, weeds, litter, or combustible or flammable rubbish of any type shall not be permitted to remain on a roof or in any court, yard, vacant lot, alley, parking lot, open space, or beneath a grandstand, bleacher, pier, wharf, manufactured home, recreational vehicle, or other similar structure.

304.1.2 Vegetation. Weeds, grass, vines or other growth that is capable of being ignited and endangering property, shall be cut down and removed by the owner or occupant of the premises.

Section 311 Vacant Premises

311.1 General. Temporarily unoccupied buildings, structures, premises, or portions there of including tenant spaces shall be safeguarded and maintained in accordance with this section.

311.1.1 Abandoned premises. Buildings, structures and premises for which an owner cannot be identified or located by dispatch of a certificate of mailing to the last known address, which persistently or repeatedly become unprotected or unsecure, which have been occupied by unauthorized persons or for illegal purposes, or which present a danger of structural collapse or fire spread to adjacent properties shall be considered, declared unsafe and abated by demolition or rehabilitation.

311.2 Safeguarding vacant premises. Temporarily unoccupied buildings, structures, premises, or portions thereof shall be secured and protected in accordance with this section.

311.2.2 Security. Exterior openings and interior openings accessible to other tenants or authorized persons shall be boarded, locked, blocked or otherwise protect to prevent entry by unauthorized individuals. The Fire Code Official is authorized to placard, post signs, erect barrier tape or take similar measures as necessary to secure public safety.

311.3 Removal of combustibles. Persons owning, or in charge of a vacant building or portion thereof, shall remove therefrom all accumulations of combustible material, flammable or combustible waste or rubbish and shall securely lock or otherwise secure doors, windows, and other openings to prevent entry by unauthorized persons. The premises shall be maintained clear of waste or hazardous materials.



Ken Ahrens, Assistant Fire Chief
Carlsbad Fire Department

CARLSBAD

Post Office Box 1569
Carlsbad, NM 88221-1569
(575) 887-1191
1-800-658-2713
www.cityofcarlsbadnm.com

DALE JANWAY
MAYOR

JOHN N. LOWE
CITY ADMINISTRATOR

February 28, 2022

Amy Jaure
1307 N. Eighth St.
Carlsbad, NM 88220

RE: Dangerous Premises at the property known as 1301 N. Eighth St., Carlsbad, NM

Dear Ms. Jaure:

According to the records of the Eddy County Assessor's Office, you are the owner or have an interest in the property commonly known as 1301 N. Eighth St., Carlsbad, NM. The property has been inspected by the City Code Enforcement Office and the Fire Marshal. They have found the property to be in violation of a number of health, safety, and building laws.

Because of the condition of the property, a Resolution has been prepared requiring the cleaning of the property. The Carlsbad City Council will consider passing that Resolution at its meeting on **Tuesday, March 8, 2022 at 6:00 PM**. That meeting will be held in the Council Chambers in the Janell Whitlock Municipal Complex at 114 S. Halagueno St., Carlsbad, NM. You are encouraged to come to the meeting and speak with Council about the property. A draft of the Resolution is included with this letter.

If the Council adopts the Resolution, you must begin removing the ruins, rubbish, wreckage, debris, and weeds from the property within ten days and complete the work within thirty days. The property must be left in a clean, level, and safe condition, suitable for further occupancy or construction and with all excavations filled. If the work is not done, the City may do the work itself or hire someone to do the work. All reasonable costs to the City for such work will become a lien against the property. The City may then foreclose the lien as allowed by law.

If you have any questions regarding this matter, please contact me at (575) 887-1191, or at the Municipal Building, 101 N. Halagueno, Carlsbad, NM 88220.

Sincerely,

Denise Madrid Boyea

Denise Madrid Boyea
City Attorney

Enclosure

COUNCILORS

Ward 1	Ward 2	Ward 3	Ward 4
EDDIE T. RODRIGUEZ	JEFF FORREST	KARLA NIEMEIER	MARK WALTERSCHEID
LISA A. ANAYA FLORES	J J CHAVEZ	JUDI WATERS	WESLEY A. CARTER

CITY OF CARLSBAD

AGENDA BRIEFING MEMORANDUM

Council Meeting Date: March 8, 2022

DEPARTMENT: Legal	**BY:** Denise Madrid Boyea DB	**DATE**: March 1, 2022

SUBJECT:
Proposed Resolution requiring the removal of the weed and debris at 406 Pompa St.

BACKGROUND, ANALYSIS AND IMPACT: (Safety and Welfare/Financial/Personnel/Infrastructure/etc.)

The property commonly known as 406 Pompa St. is in a residential neighborhood near the intersection of Pompa and Alameda St. This property is a residential property. The Eddy County Assessor's Office lists Manuel Jaquez, Jr. as owning or having an interest in the property. The Assessor's records list Manuel Jaquez, Jr's address as 248 Yolanda Dr., El Paso, TX 79914.

The property appears to be two vacant lots and it has not been maintained. Code enforcement has been to the property. This property has been a problem since November, 2021. There is dead grass and weeds throughout the parcel. There is trash and debris on the property and an old travel trailer that has been broken into.

The property has been inspected by the City Code Enforcement Officer and the Fire Marshal. They found that the property remains out of compliance with applicable codes. The weeds remain on the property. The Fire Marshal found that the property presents an extreme fire hazard for responding firefighters and emergency personnel.

A resolution has been prepared which, if adopted, would require the property owner to remove all weed and debris from the property within thirty days of the service of the resolution.

On February 28, 2022, a certified letter was sent to Manuel Jaquez, Jr at the address on the records of the County Assessor at 248 Yolanda Dr., El Paso, TX 79914, but no response has occurred.

DEPARTMENT RECOMMENDATION:
Adopt the proposed resolution.

BOARD/COMMISSION/COMMITTEE ACTION: N/A

☐ P & Z	☐ Lodgers Tax Board	☐ Cemetery Board	} ☐ APPROVED
☐ Museum Board	☐ San Jose Board	☐ Water Board	}
☐ Library Board	☐ North Mesa Board	☐ _____ Committee	} ☐ DISAPPROVED

Reviewed by: Deputy
City Administrator /s/K.C. Cass **Date:** 03/03/2022

ATTACHMENT(S):
Proposed Resolution with Attachments
Photographs
Letter to Manuel Jaquez, Jr. dated February 28, 2022.

RESOLUTION NO. 2022-13

A RESOLUTION FINDING 406 POMPA STREET TO BE COVERED WITH RUINS, RUBBISH, WRECKAGE, DEBRIS, AND/OR WEEDS AND REQUIRING THE REMOVAL OF THE RUINS, RUBBISH, WRECKAGE, DEBRIS, AND/OR WEEDS

WHEREAS, the records of the Eddy County Assessor's Office show Manuel Jaquez, Jr. to be the owner of or to have an interest in the property commonly known as 406 Pompa Street, Carlsbad, Eddy County, New Mexico, and more particularly described as:

> Subd: OSBORNE Lot: 14 Block: 188 MAP# 251-30-35 LOT SIZE 50.05' X 75'

hereinafter referred to as “Property”, and

WHEREAS, the Property has been inspected by the Carlsbad Code Enforcement Officer and the City Fire Marshal; and

WHEREAS, the Code Enforcement Officer and the Fire Marshal found that the Property has not been adequately maintained; and

WHEREAS, the Property contains a large amount of ruins, rubbish, wreckage, and/or debris, and some weeds; and

WHEREAS, the Property is in an unsafe condition and constitutes a hazard to the surrounding properties, residents and passersby; and

WHEREAS, the Code Enforcement Officer found that the specific violations, under Code of Ordinances of the City of Carlsbad, at the Property include, but are not limited to those listed on the attached Exhibit “A”; and

WHEREAS, the City Fire Marshal has inspected the Property and found that the specific violations at the Property under Fire Code include, but are not limited to those listed on the attached Exhibit “B”; and

WHEREAS, the Property and all ruins, rubbish, wreckage, debris, and weeds are a menace to the public comfort, health, peace, and safety and require removal forthwith;

NOW THEREFORE, BE IT RESOLVED by the Governing Body of the City of Carlsbad, Eddy County, New Mexico that:

1. A copy of this Resolution shall be served on the record owner, as shown by the real estate records of the County Clerk, occupants, or agents in charge of the Property. Such service shall be in person if such a person can be found within the City of Carlsbad, New Mexico after a reasonable search.

2. If a record owner, occupant, or agent in charge of the Property cannot be located within the City of Carlsbad, New Mexico, notice shall be by posting at the Property and by publishing this Resolution one time in a newspaper in general circulation in the City of Carlsbad.

3. Within ten days of either the receipt of a copy of this Resolution or the posting and publishing of this Resolution, the owner, occupant, or agent in charge of the Property shall either:

A. Commence removing all ruins, rubbish, wreckage, debris, and weeds from the premises; or

B. File a written objection with the Carlsbad Municipal Clerk at 101 N. Halagueno, Carlsbad, New Mexico 88220 and request a hearing before the City Council.

4. If a written objection is filed as required, the City Council shall proceed as directed by Chapter 22, Article II of the Code of Ordinances, City of Carlsbad, New Mexico.

5. The removal of the ruins, rubbish, wreckage, debris, and weeds shall:

A. Begin immediately;

B. Proceed properly and with diligence; and

C. Be completed in a timely manner;

D. BUT IN NO CASE SHALL SUCH WORK TAKE LONGER THAN THIRTY (30) DAYS FROM THE DATE THE RESOLUTION WAS SERVED UNLESS THE CARLSBAD CITY COUNCIL CONSENTS IN WRITING TO AN EXTENSION.

6. Any removal of the ruins, rubbish, wreckage, debris, or weeds shall leave the property from which the materials have been removed in a clean, level, and safe condition, suitable for further occupancy or construction and with all excavations filled.

7. If the owner, occupant, or agent in charge does not commence the removal of the stated items, and if no written objection is filed as required, or if the removal of the stated items is not completed in a timely manner, the City may remove the ruins, rubbish, wreckage, debris, and/or weeds at the cost and expense of the owner.

8. The reasonable cost of such a removal shall constitute a lien against the ruins, rubbish, wreckage, debris, and/or weeds so removed and against the lot or parcel of land from which it was removed.

9. The City Clerk shall make out, sign, attest, file, and record in the office of the Eddy County Clerk's Office, a claim of lien upon the described premises.

10. The lien shall bear interest at the rate of twelve percent (12%) per annum from the date of filing until paid, together with reasonable attorney's fees for the foreclosure of the same. The lien shall be foreclosed in any manner proved by an applicable state lien foreclosure law.

INTRODUCED, PASSED, ADOPTED, AND APPROVED this 8th day of March, 2022.

_____
DALE JANWAY, MAYOR

ATTEST:

_____
NADINE MIRELES, CITY CLERK

CITY OF CARLSBAD
Planning, Engineering, and Regulation Department
114 S. Halagueno, PO Box 1569
Carlsbad, New Mexico 88220
Phone (575) 885-1185, Fax (575) 628-8379

CODE ENFORCEMENT REPORT

Case Number:	Date of Complaint:	Complaint Taken By:
CE- 21 - 48	11/16/21	EHarrell
	Complainant Name: EHarrell	**Phone Number:**

Complaint Location:
406 Pompa

Details of Complaint:
Weeds

Primary Structure:	Photographs Taken (attach):	CE District:
■ Residential ☐ Commercial ☐ Occupied ■ Vacant ☐ Secured ■ Unsecured ■ No structure on property	■ Yes ☐ No	☐ North ■ South

Narrative:
Weeds and trash, an old travel trailer that has been broken into.
There are two parcels that make up this address. Letters were sent to the address only parcel.

Disposition of Case:

- ☐ No Basis for Complaint: _____
- ■ Mailed Notice of Violation/Date: 11/16/21 and certified on 1/28/22
- ☐ Door Hanger Notice of Violation/Date: _____
- ☐ Verbal Warning/Date: _____
- ☐ Referred to Other Agency: _____
- ■ Other: Will ask fire marshal for an inter office memo to start a condemnation.

E Harrell	EHarrell	1/31/22
Code Enforcement Signature	**Printed Name**	**Date**

Report Information:
Entered into Database on: _____ By: _____

Page ___ of ___

EXHIBIT A

15 CITY OF CARLSBAD
Planning, Engineering, and Regulation Department
Code Enforcement Division
101 N. Halagueno St., PO Box 1569
Carlsbad, New Mexico 88220
Phone (575) 885-1185, Fax (575) 628-8379

NOTICE OF CODE VIOLATION

Date: 11/16/2021
Case: CE- 21 - 048
Address: 406 Pompa
Carlsbad, New Mexico 88220

Name and Address of Property Owner or Occupant*

4-157-128-187-135
JAQUEZ, MANUEL JR
248 YOLANDA DR
EL PASO, TX 79914

The following violation(s) of the Carlsbad Code of Ordinances have been identified as existing on your property.It is your responsibility, if you have any control over the property, to take immediate action to correct these violation(s), even if you do not actually occupy the property or if the property is occupied by others.

COMPLETION OF CORRECTIVE ACTION(S) IS REQUIRED NO LATER THAN: 11/26/2021.

CORRECTIVE ACTION TO BE TAKEN (WHAT YOU SHOULD DO) BEFORE DEADLINE:

Please cut/mow and remove weeds from property. RV has been broken into. Thank you for your compliance. Any questions call 575-885-1185 ext. 2239

CODE VIOLATED:

EXCESS WEEDS - LOTS (CCO 22-64): It shall be unlawful for any owner having charge or control of any lot within the city to permit or maintain on any such lot, including the area located between the property line and the middle of the alley adjacent to the property, and the area located between the property line and the curb, and the area located ten feet outside the property line where there is no curb, any growth of weeds to a greater height than 12 inches, or any accumulation of weeds.

CODE VIOLATED:

Cutting and removal—Duty of owner (CCO 22-66) It shall be the duty of the owner to cut the weeds and remove the cuttings or any accumulation of weeds or cause the weeds to be cut and cause the cuttings or any accumulation of weeds to be removed as often as necessary in order to comply with the provisions set out in sections 22-64 and 22-65.

CODE VIOLATED:

Note: Specific details regarding the applicable ordinance may be obtained from the Code Enforcement Division Office listed above. The complete Code of Ordinances may be found on the City of Carlsbad website: www.cityofcarlsbadnm.com or in the office of the City Clerk.

The required Corrective Active listed above must be initiated immediately and be completed no later than the deadline. Failure to comply with the Ordinances of the City of Carlsbad is subject to specific actions. If the owner of the property cannot be located or refuses compliance, the City may initiate condemnation procedures under Chapter 22, Article II, of the Carlsbad Code of Ordinances to remedy the violation. Under this procedure the City will file a claim of lien against the premises in the amount of the expenditure by the City to correct each violation. Optionally, the City may seek a judgment in Municipal Court for the maximum penalty allowed by ordinance for violation of municipal ordinances. Unless a lesser maximum penalty or a specific penalty is established by ordinance for a particular offense, a fine of not more than $500 or imprisonment for not more than 90 days, or both, plus court costs, may be imposed by the court.

*Property and owner information is received from the Eddy County Assessor's Office, Occupant, or City records.

Code Enforcement Signature	Printed Name	Date
	EHarrell	11/16/2021

15 CITY OF CARLSBAD
Planning, Engineering, and Regulation Department
Code Enforcement Division
101 N. Halagueno St., PO Box 1569
Carlsbad, New Mexico 88220
Phone (575) 885-1185, Fax (575) 628-8379

NOTICE OF CODE VIOLATION

Date: 1/28/2022
Case: CE- 21 - 048
Address: 406 Pompa
Carlsbad, New Mexico 88220

FINAL NOTICE

Name and Address of Property Owner or Occupant*
4-157-128-187-135
JAQUEZ, MANUEL JR
248 YOLANDA DR
EL PASO, TX 79914

The following violation(s) of the Carlsbad Code of Ordinances have been identified as existing on your property.It is your responsibility, if you have any control over the property, to take immediate action to correct these violation(s), even if you do not actually occupy the property or if the property is occupied by others.

COMPLETION OF CORRECTIVE ACTION(S) IS REQUIRED NO LATER THAN: 2/7/2022.

CORRECTIVE ACTION TO BE TAKEN (WHAT YOU SHOULD DO) BEFORE DEADLINE:
Please Clean all junk/trash/debris and weeds from property. RV has been broken into. This property is attracting vagrants. This will be your last notice before a condemnation is filed. Please call this office. Thank you for your compliance. Any questions call 575-885-1185 ext. 2239

CODE VIOLATED:

WASTE STORAGE (CCO 22-03): Any land, within the city, used for open storage of junk, trash or debris is hereby declared to be a public nuisance, and such use of land is prohibited in the city.

CODE VIOLATED:

EXCESS WEEDS - LOTS (CCO 22-64): It shall be unlawful for any owner having charge or control of any lot within the city to permit or maintain on any such lot, including the area located between the property line and the middle of the alley adjacent to the property, and the area located between the property line and the curb, and the area located ten feet outside the property line where there is no curb, any growth of weeds to a greater height than 12 inches, or any accumulation of weeds.

CODE VIOLATED:

Note: Specific details regarding the applicable ordinance may be obtained from the Code Enforcement Division Office listed above. The complete Code of Ordinances may be found on the City of Carlsbad website: www.cityofcarlsbadnm.com or in the office of the City Clerk.

The required Corrective Active listed above must be initiated immediately and be completed no later than the deadline. Failure to comply with the Ordinances of the City of Carlsbad is subject to specific actions. If the owner of the property cannot be located or refuses compliance, the City may initiate condemnation procedures under Chapter 22, Article II, of the Carlsbad Code of Ordinances to remedy the violation. Under this procedure the City will file a claim of lien against the premises in the amount of the expenditure by the City to correct each violation. Optionally, the City may seek a judgment in Municipal Court for the maximum penalty allowed by ordinance for violation of municipal ordinances. Unless a lesser maximum penalty or a specific penalty is established by ordinance for a particular offense, a fine of not more than $500 or imprisonment for not more than 90 days, or both, plus court costs, may be imposed by the court.

*Property and owner information is received from the Eddy County Assessor's Office, Occupant, or City records.

EHarrell	EHarrell	1/28/2022
Code Enforcement Signature	Printed Name	Date

GENERAL NOTES REGARDING COMPLIANCE

This Notice of Violation was based on a recent inspection of your property by Carlsbad Code Enforcement Personnel. A re-inspection of your property will be made after the date specified for compliance. A decision will be made at that time regarding the need for further action.

If you are willing to complete the required actions, but are unable to do so in a reasonable manner by the compliance date, the date for compliance may be extended for certain violations with a demonstration of a realistic need and supported with appropriate justification. This extension must be requested prior to the original compliance date. The date, however, for mitigation of violations that involve a serious and/or immediate threat to the health, safety, and/or welfare of the occupants of the property or general population may not be extended, but must be resolved without delay.

Code Enforcement Personnel will evaluate each request, as sole arbitrator, and will offer an Agreement to Abate, if appropriate. An Agreement to Abate is a written agreement between the individual responsible for mitigation, most generally the owner of the property or agent, and the Code Enforcement Personnel by which the applicant is afforded additional time to achieve compliance without threat of sanction. If awarded, the Agreement will extend the date for compliance the minimum amount of time required for compliance, and is generally not renewable.

The Code Enforcement Division is located in the Municipal Building Annex at 114 S. Halagueno Street.
Code Enforcement Personnel may also be contacted by phone at (575) 885-1185 for additional information or guidance regarding resolution of this matter.

PLEASE DON'T DELAY—CORRECT THE PROBLEM NOW!

7017 1070 0000 6424 3424

U.S. Postal Service™
CERTIFIED MAIL® RECEIPT
Domestic Mail Only

For delivery information, visit our website at www.usps.com®.

OFFICIAL USE

Certified Mail Fee	$ 3.75
Extra Services & Fees (check box, add fee as appropriate)	
☒ Return Receipt (hardcopy)	$ 3.05
☐ Return Receipt (electronic)	$
☐ Certified Mail Restricted Delivery	$
☐ Adult Signature Required	$
☐ Adult Signature Restricted Delivery	$
Postage	$ .53
Total Postage and Fees	$ 7.33

Postmark Here

Sent To: Manuel Jaquez
Street and Apt. No., or PO Box No.: 248 Yolanda Dr.
City, State, ZIP+4®: El Paso, Tx 79914

PS Form 3800, April 2015 PSN 7530-02-000-9047 See Reverse for Instructions

USPS Tracking®

FAQs >

Track Another Package +

Tracking Number: 70171070000064243424

Remove ×

Your item was delivered to an individual at the address at 3:50 pm on January 31, 2022 in EL PASO, TX 79915.

USPS Tracking Plus™ Available ∨

Delivered, Left with Individual

January 31, 2022 at 3:50 pm
EL PASO, TX 79915

Get Updates ∨

Feedback

Text & Email Updates ∨

Tracking History ∧

January 31, 2022, 3:50 pm
Delivered, Left with Individual
EL PASO, TX 79915
Your item was delivered to an individual at the address at 3:50 pm on January 31, 2022 in EL PASO, TX 79915.

January 31, 2022, 5:04 am
Departed USPS Regional Facility
EL PASO TX DISTRIBUTION CENTER

January 30, 2022, 9:05 am
Arrived at USPS Regional Facility
EL PASO TX DISTRIBUTION CENTER

January 29, 2022
In Transit to Next Facility

January 28, 2022, 11:19 pm
Departed USPS Regional Facility
LUBBOCK TX DISTRIBUTION CENTER

January 28, 2022, 10:13 pm
Arrived at USPS Regional Facility
LUBBOCK TX DISTRIBUTION CENTER

USPS Tracking Plus™

Product Information

Feedback

See Less

Can't find what you're looking for?

Go to our FAQs section to find answers to your tracking questions.

FAQs

SNOWBIRD
Dec 17, 2021 7:59:17 AM
501 Ortega Stree
Carlsbad
Eddy County
New Mexico


Dec 17, 2021 7:59:21 AM
501 Ortega Stree
Carlsbad
Eddy County
New Mexico

SNOWBIRD
Dec 17, 2021 7:59:38 AM
406 Pompa Street
Carlsbad
Eddy County
New Mexico

Dec 17, 2021 7:59:40 AM
406 Pompa Street
Carlsbad
Eddy County
New Mexico

S. ALAMEDA
SNOWBIRD
Dec 17, 2021 7:59:52 AM
406 Pompa Street
Carlsbad
Eddy County
New Mexico

W. POMPA
S. ALAMEDA
Dec 17, 2021 8:00:07 AM
406 Pompa Street
Carlsbad
Eddy County
New Mexico


Dec 17, 2021 8:00:19 AM
406 Pompa Street
Carlsbad
Eddy County
New Mexico


Dec 17, 2021 8:00:33 AM
406 Pompa Stree
Carlsbad
Eddy County
New Mexico

City Of Carlsbad

Inter-Office Memorandum

Dale Janway Mayor

John Lowe, City Manager

Date: February 2, 2022

To: Denise Madrid Boyea, City Attorney

From: Ken Ahrens, Assistant Fire Chief

Re: 406 Pompa

On February 2, 2022, I inspected a property located at 406 Pompa. This property presents an ***extreme*** fire hazard for responding Firefighters and emergency personnel. I recommend that the camper be removed, the property be cleaned up, and the weeds and debris be removed under the following fire codes.

The International Fire Code, 2006 edition states:

Section 110 Unsafe Buildings

110.1 General. If during the inspection of a building or structure or any building system, in whole or part, constitutes a clear and inimical threat to human life, safety or health, the fire code official shall issue such notice or orders to remove or remedy the conditions as shall be deemed necessary in accordance with this section and shall refer the building to the building department for any repairs, alterations, remodeling, removing or demolition required.

110.1.1 Unsafe Conditions. Structures or existing equipment that are or here after become unsafe or deficient because of inadequate means of egress or which constitute a fire hazard, or are otherwise dangerous to human life or the public welfare, or which involve illegal or improper occupancy or inadequate maintenance shall be deemed an unsafe condition. A vacant structure which is not secured against unauthorized entry as required by Section 311 shall be unsafe.

110.1.2 Structural Hazards. When an apparent structural hazard is caused by the faulty installation, operation or malfunction of any of the items or devices governed by this code, the fire official shall immediately notify the building official in accordance with Section 110.1

110.4 Abatement. The owner, operator or occupant of a building or premises deemed unsafe by the fire code official shall abate or cause to be abated or corrected such unsafe conditions by repair, rehabilitation, demolition, or other approved corrective action.

EXHIBIT B

Section 304 Combustible Waste Material

304.1.1 Waste material. Accumulations of wastepaper, wood, hay, straw, weeds, litter, or combustible or flammable rubbish of any type shall not be permitted to remain on a roof or in any court, yard, vacant lot, alley, parking lot, open space, or beneath a grandstand, bleacher, pier, wharf, manufactured home, recreational vehicle, or other similar structure.

304.1.2 Vegetation. Weeds, grass, vines or other growth that is capable of being ignited and endangering property, shall be cut down and removed by the owner or occupant of the premises.

Section 311 Vacant Premises

311.1 General. Temporarily unoccupied buildings, structures, premises, or portions there of including tenant spaces shall be safeguarded and maintained in accordance with this section.

311.1.1 Abandoned premises. Buildings, structures and premises for which an owner cannot be identified or located by dispatch of a certificate of mailing to the last known address, which persistently or repeatedly become unprotected or unsecure, which have been occupied by unauthorized persons or for illegal purposes, or which present a danger of structural collapse or fire spread to adjacent properties shall be considered, declared unsafe and abated by demolition or rehabilitation.

311.2 Safeguarding vacant premises. Temporarily unoccupied buildings, structures, premises, or portions thereof shall be secured and protected in accordance with this section.

311.2.2 Security. Exterior openings and interior openings accessible to other tenants or authorized persons shall be boarded, locked, blocked or otherwise protect to prevent entry by unauthorized individuals. The Fire Code Official is authorized to placard, post signs, erect barrier tape or take similar measures as necessary to secure public safety.

311.3 Removal of combustibles. Persons owning, or in charge of a vacant building or portion thereof, shall remove therefrom all accumulations of combustible material, flammable or combustible waste or rubbish and shall securely lock or otherwise secure doors, windows, and other openings to prevent entry by unauthorized persons. The premises shall be maintained clear of waste or hazardous materials.



Ken Ahrens, Assistant Fire Chief
Carlsbad Fire Department

CARLSBAD

Post Office Box 1569
Carlsbad, NM 88221-1569
(575) 887-1191
1-800-658-2713
www.cityofcarlsbadnm.com

DALE JANWAY
MAYOR

JOHN N. LOWE
CITY ADMINISTRATOR

February 28, 2022

Manuel Jaquez, Jr.
248 Yolanda Dr.
El Paso, TX 79914

RE: Dangerous Premises at the property known as 406 Pompa St., Carlsbad, NM

Dear Mr. Jaquez:

According to the records of the Eddy County Assessor's Office, you are the owner or have an interest in the property commonly known as 406 Pompa St., Carlsbad, NM. The property has been inspected by the City Code Enforcement Office and the Fire Marshal. They have found the property to be in violation of a number of health, safety, and building laws.

Because of the condition of the property, a Resolution has been prepared requiring the cleaning of the property. The Carlsbad City Council will consider passing that Resolution at its meeting on **Tuesday, March 8, 2022 at 6:00 PM**. That meeting will be held in the Council Chambers in the Janell Whitlock Municipal Complex at 114 S. Halagueno St., Carlsbad, NM. You are encouraged to come to the meeting and speak with Council about the property. A draft of the Resolution is included with this letter.

If the Council adopts the Resolution, you must begin removing the ruins, rubbish, wreckage, debris, and weeds from the property within ten days and complete the work within thirty days. The property must be left in a clean, level, and safe condition, suitable for further occupancy or construction and with all excavations filled. If the work is not done, the City may do the work itself or hire someone to do the work. All reasonable costs to the City for such work will become a lien against the property. The City may then foreclose the lien as allowed by law.

If you have any questions regarding this matter, please contact me at (575) 887-1191, or at the Municipal Building, 101 N. Halagueno, Carlsbad, NM 88220.

Sincerely,

Denise Madrid Boyea

Denise Madrid Boyea
City Attorney

Enclosure

COUNCILORS

Ward 1	Ward 2	Ward 3	Ward 4
EDDIE T. RODRIGUEZ	JEFF FORREST	KARLA NIEMEIER	MARK WALTERSCHEID
LISA A. ANAYA FLORES	J J CHAVEZ	JUDI WATERS	WESLEY A. CARTER

Committee Reports

Adjourn

Carlsbad MainStreet Project
102 S Canyon St
Carlsbad, NM 88220
Carlsbadmainstreet@gmail.com
Office : 575-628-3768 Cell: 575-988-0145

March 1, 2022

Mr. John Lowe
City Administrator
City of Carlsbad

Dear Mr. Lowe:

The following report is submitted to the City of Carlsbad to update the progress and status of the Carlsbad MainStreet Project for February 2022, per the Downtown Revitalization Services Contract. With this report, MainStreet is enclosing an invoice requesting the monthly allocation from the City of Carlsbad for $5000.00 based on the total annual services contract of $60,000.

RECOGNITION

MainStreet America and New Mexico MainStreet recognized Carlsbad MainStreet

- Carlsbad MainStreet has met all the requirements and is a recognized 2021 & 2022 Accredited Main Street America™ Program!
- Carlsbad MainStreet is recognized as a 2021/2022 National Neighborhood Champion / Shop Small by American Express.

NEW MEXICO MAIN STREET (NMMS) REQUIRED MEETINGS (MAINSTREET EXECUTIVE DIRECTOR):

- NMMS Winter Conference –conference was held virtually on February 23rd-25th. Kat and Eyenid both attended all sessions which were directed towards business development and styles of incubators within local MainStreet Districts
- New Mexico MainStreet Executive Director Boot Camp- Jan 10th & 11th, 2022 attended in person in Albuquerque, NM. Kat Davis received her certification as having completed the training during our Winter Conference

EXECUTIVE DIRECTOR BOARDS AND COMMITTEES:

- Kat Davis is the Communications Chair of the Carlsbad Downtown Club Executive Board in the 2021/2022 year.
- Kat Davis recently got appointed to the Eddy County DWI Advisory Council by program director Cindy Sharif
- In addition to MainStreet activities, the Carlsbad MainStreet Executive Director serves on the following boards and committees related to downtown promotion and economic development and attends weekly and monthly meetings to support their priorities and activities:

Cavern Theater, Carlsbad Downtown Lions Club, Pearl of the Pecos Committee, Chamber of Commerce Tourism Council, Mayors Fine Arts and Acquisition Committee (FAAV), Anti-Drug and Gang Coalition, Rotary, Chamber of Commerce, City Council, Eddy County Commission, City Lodgers' Tax, and CDOD

Carlsbad MainStreet Project
102 S Canyon St
Carlsbad, NM 88220
Carlsbadmainstreet@gmail.com
Office : 575-628-3768 Cell: 575-988-0145

ECONOMIC DEVELOPMENT-MAINSTREET STYLE

Metropolitan Redevelopment Area (MRA)

- Reaching out to Property owners to receive support of the MRA Designation.
- Must obtain 51% Property owner approval
- Advertise 2 times to the public before Resolution can be approved.
- Council will need to adopt Resolution.

New Mexico MainStreet

- New Mexico MainStreet Winter Conference- February 23rd- 25th

Digital Kiosk for Corner of Mermod and Canyon

- Kiosk has successfully been installed on the corner of Canyon and Mermod Street. The electrical and internet connections have been successfully set up and running
- MainStreet receives weekly reports on the usage of the Kiosk which we feel will be great during our busy event season to track the success of the kiosk

Downtown Farmers Market / Third Thursday

- Kelly Childs, our Farmers Market Manager attended the New Mexico Farmers Market annual conference which will took place at the end of February. She found the training very useful and plans to implement some of the tools she learnt for this year's season

MainStreet Business/Merchants Economic Vitality

- Carlsbad MainStreet launched a new webpage that shows community and visitors where to shop, eat, stay, events, and tourist attractions
- Working to receive a final launch date from Assign Advertising on Carlsbad NM App. Final date has not been established at this time.
- Video showcase done with Carlsbad Public Library and Carlsbad Museum- awaiting final videos
- Window Cling project
    - Pistol Packin Cowgirls- Designs needed from Pistol Packin Cowgirls

Downtown MainStreet Rejuvenation Project

MainStreet would like to start fundraising to replace benches, and trash cans in the MainStreet District. We would also like the to raise enough funds to repaint 54 light poles and replace the globes on these light poles. MainStreet will receive multiple quotes on this project.

- Working with Pat Quintana on speaker system details and instillation. Received approval from John Heaton Jr. for the transmitter to go on the MainStreet Building. John would like to meet with Pat Quintana to discuss installation in early 2022.

Carlsbad MainStreet Project
102 S Canyon St
Carlsbad, NM 88220
Carlsbadmainstreet@gmail.com
Office : 575-628-3768 Cell: 575-988-0145

- Carlsbad MainStreet received the Chevron Catalyst grant in the amount of $2500 for instillation of the speaker system. Attended grant award ceremony at the beginning of February.
- The next shipments of benches have entered production
- Approved design and ordered plaque for the beautification project which we would like to see installed following the next shipment of benches being installed.

CavernFest

- June 10th & 11, 2022- with the addition of the Friday night to the event we hope to see more out of town visitors and longer stays for the weekend.
- We have begun having weekly meetings with the MainStreet board for planning this event
-

MainStreet Board Meeting – 4th Monday of each month

- MainStreet Board of Directors Meeting February 28, 2022
- CavernFest Committee Meeting- February 3rd, 10th, 17th & 24th 2022

Pearl of the Pecos

- POP Steering Committee Meeting February 28th, 2022

City of Carlsbad

- Meeting with Mayor Janway, John Lowe, Anthony Foreman and Jason Shirley on February 21st to update on CavernFest proceedings and discuss requests needed from the city

Eddy County

- N/A

Department of Development

- Worked on an updated vacant building list for the district and added new buildings for sale/rent with Jeff Campbell

HAPPENING AT THE MAINSTREET OFFICE

Staff at the MainStreet office

- Training of MainStreet Assistant Director Eyenid has been going well. We have had a lot of introductory meetings over the past month and have had her attend multiple community meetings.
- Eyenid is also currently enrolled in New Mexico MainStreet's Grant Writing Training and will take the Fundraising course following that

Reporting

- All monthly and quarterly reports have been submitted to the City, and County.

Carlsbad MainStreet Project
102 S Canyon St
Carlsbad, NM 88220
Carlsbadmainstreet@gmail.com
Office : 575-628-3768 Cell: 575-988-0145

Speaking Opportunity

- Presented at the AARP Committee meeting on February 21st

OTHER MAINSTREET ED MEETINGS AND ACTIVITIES:

- Attended some of the Chamber's Bat Brigade sessions throughout the beginning of February
- Chevron Catalyst Grant Award Ceremony February 3rd
- Attended welcome ceremony for the Carlsbad Caverns New Superintendent February 8th
- Meeting with Jill Barkley of the Carlsbad Chamber on the Community Calendar February 9th
- Had to opportunity to meet with State Governor Michelle Lujan Grisham on February 11th during her trip to Carlsbad
- Meeting with Beverly Allen of Chevron February 15th
- Meeting with Mosaic Human Resources Arianna Pauletti on February 14th
- Meeting with Congresswoman Yvette Harrel on February 18th
- Meeting with Ted and Candance McGill to discuss holiday decorations for Downtown 2022/2023

PROMOTION FOR MAINSTREET and CARLSBAD

New Mexico Magazine

- Had a meeting with Chris Romero and Joseph Leong from New Mexico Magazine to discuss sponsorship opportunities for our events and to have New Mexico Magazine present
- CavernFest Advertising has started- full page for Spring issue

Focus Magazine

- Advertisements monthly online and quarterly in print.

Carlsbad Local

- Pearl of the Pecos Mural print advertising

Current-Argus

- N/A

Artesia Radio

- N/A

Carlsbad Radio

- N/A

If you have any questions, please feel free to contact me.
Thank you for your continued support of Carlsbad MainStreet!

Respectfully,

Kat Davis

Kat Davis
Executive Director