A G E N D A

Carlsbad City Council Regular Meeting
Municipal Annex
114 S. Halagueno Street
Carlsbad, New Mexico

May 26, 2020 at 6:00 p.m.

Invocation – Pledge of Allegiance

1. Approval of Agenda

2. City of Carlsbad – Financials March 2020

3. Consider Approval of Resolution 2020-20, a Resolution making certain Budgetary Adjustments to the 2019-20 Fiscal Year Budget

4. Consider Approval of Resolution 2020-21, a Resolution adopting the 2020-21 Fiscal Year Interim Budget

5. Routine and Regular Business

All matters under this heading are considered routine by the City Council and will be acted upon in one motion. There will be no separate discussion of these items. If discussion is desired on a particular item, upon request, that item may be removed from the Routine and Regular Business and be considered separately.

A. Minutes of the Regular City Council Meeting held on May 12, 2020
B. City Personnel Report
C. Purchasing

1) Consider Approval to Advertise Invitation to Bid for Fencing Materials for the installation of a new fence at the Carlsbad Cemetery
2) Consider Approval to Conduct Annual Bids for the 2020-21 Fiscal Year for Tree Trimming and Removal Services and for Pest Control Services
3) Consider Approval to Advertise Request for Proposal for an Intelligent Transportation System for the Carlsbad Municipal Transit System
4) Consider Approval to Award Bid 2020-05 to Lasco Construction for Renovation of the San Jose Senior Center at Pate School - Phase I
5) Consider Approval to Award Bid 2020-06 to Greer Construction for the Cavern Theater Rehabilitation Project - Phase III

D. Contracts and Agreements

1) Consider Approval of Agreement between the City of Carlsbad and FAA (Federal Aviation Administration) for a CARES Act Grant for the Municipal Airport to resurface the aircraft parking areas for $69,000

2) Consider Approval of Agreement between the City of Carlsbad and New Mexico Department of Transportation for an Aviation Grant for runway lighting at the Carlsbad Municipal Airport

3) Consider Approval of Memorandum of Agreement between the City of Carlsbad and New Mexico Department of Transportation making amendments to the 5311 Grant Agreement for the Carlsbad Municipal Transit System

4) Consider Approval of Sub-Award Agreement between the City of Carlsbad and New Mexico Humanities Council for Grant funding for Virtual Tours at the Carlsbad Museum & Arts Center

E. Monthly Reports

1) Community Development Department April 2020
2) Municipal Services Department April 2020
3) Transportation and Facilities Department March 2020
4) Utilities Department April 2020

F. Set Date:, July 14, 2020

1) An Ordinance rezoning part of “R-1” Residential 1 District to “R-2” Residential 2 District for an approximately 0.48 acre property located W of 2319 Legion St and S of 2317 Legion St

6. Consider Approval of Resolution 2020-22, a Resolution to deem certain Utility Accounts Uncollectable

7. Consider Approval of Request from New Mexico Gas Company for a Purchase Agreement for the grant of a Natural Gas Transmission Line Easement

8. Council Committee Reports

9. Adjourn

FOR INFORMATION ONLY

Agendas and City Council minutes are available on the City web site: ***cityofcarlsbadnm.com*** or may be viewed in the Office of the City Clerk during normal and regular business hours.

CARLSBAD CITY COUNCIL MEETING SCHEDULE

• Regular Meeting - Tuesday, June 9, 2020 at 6:00 p.m.
• Regular Meeting - Tuesday, June 23, 2020 at 6:00 p.m.

If you require hearing interpreter, language interpreters or auxiliary aids in order to attend and participate in the above meeting, please contact the City Administrator’s office at (575) 887-1191 at least 48 hours prior to the scheduled meeting time.

City of Carlsbad, NM

Financial Summary

FY20

For: July 2019 – March 2020

Financial Summary

Table of Contents

1. Bank Reconciliation
2. Summary of Fund Position
3. Revenues
4. Labor
5. Operations
6. Capital & Open Projects (Project Central)
7. Promotional Lodgers' Tax Aging Schedule
8. Check Registers
9. Detail Budget Review

1. Bank Reconciliation

City of Carlsbad
Reconciled Cash
FY20 - Period 9 (March)

Bank Statements	Per Bank	Outstanding	Adjustments	Book Balance
Wells Fargo				
General & Misc. - 10100	60,691,841.22	(779,421.20)	(115,515.22)	59,796,904.80
Money Market & US Securities - Perm W&S	7,931,905.50	-	-	7,931,905.50
	68,623,746.72	(779,421.20)	(115,515.22)	67,728,810.30
Western Commerce Bank				
Construction - 10200	8,639,958.29	147,300.63	(9,324.72)	8,777,934.20
Federal Projects - 10210	100.00	-		100.00
CDBG Grant - 10250	95,100.00	-		95,100.00
CDs	2,542,459.26	-	-	2,542,459.26
	11,277,617.55	147,300.63	(9,324.72)	11,415,593.46
Carlsbad National Bank				
Workers Comp - 10300	11,861.07	(1,861.07)	-	10,000.00
Health Insurance - 10310	1,028,488.96	12,538.22	-	1,041,027.18
Payroll - 10320	966,065.32	(163,360.53)	-	802,704.79
Municipal Court - 10330	31,289.81	(345.00)	-	30,944.81
Debt Service - 10340	4,175,625.11	-	(41,049.15)	4,134,575.96
CDs	3,934,709.72	-	-	3,934,709.72
	10,148,039.99	(153,028.38)	(41,049.15)	9,953,962.46
Pioneer Bank				
CDs	3,870,474.98	-	-	3,870,474.98
First American Bank				
CDs	1,692,628.39	-	3,000,000.00	4,692,628.39
Cash on Hand	7,800.06	-	-	7,800.06
	95,620,307.69	**(785,148.95)**	**2,834,110.91**	**97,669,269.65**

NMFA Loans		Statement	Adjustment	Book Balance
Loan 4 - Aerial Platform Ladder Truck - 11000	1020 - Cash - Debt Servicing	87,751.64	-	87,751.64
Loan 11 - DW-2867 - Water Project - 11200	1020 - Cash - Debt Servicing	839,210.33	-	839,210.33
Loan 13 - New SW Grappler Truck - 11300	1020 - Cash - Debt Servicing	8.07	-	8.07
Loan 13 - New SW Grappler Truck - 11301	2011 - Reserve Funds Payable	120,692.97	-	120,692.97
Loan 13 - New SW Grappler Truck - 11302	2020 - Program Funds	8,772.17	-	8,772.17
Loan 15 - Sports Complex - 11400	1020 - Cash - Debt Service	393,818.21	-	393,818.21
Loan 15 - Sports Complex - 11401	2020 - Program Funds	317,004.54	-	317,004.54
Loan 22 - Gen Cap Bond - 11100	1020 - Cash - Debt Servicing	300,535.43	-	300,535.43
Loan 22 - Gen Cap Bond - 11101	2020 - Program Funds	51,894.48	-	51,894.48
		2,119,687.84	-	**2,119,687.84**

Total	**99,788,957.49**

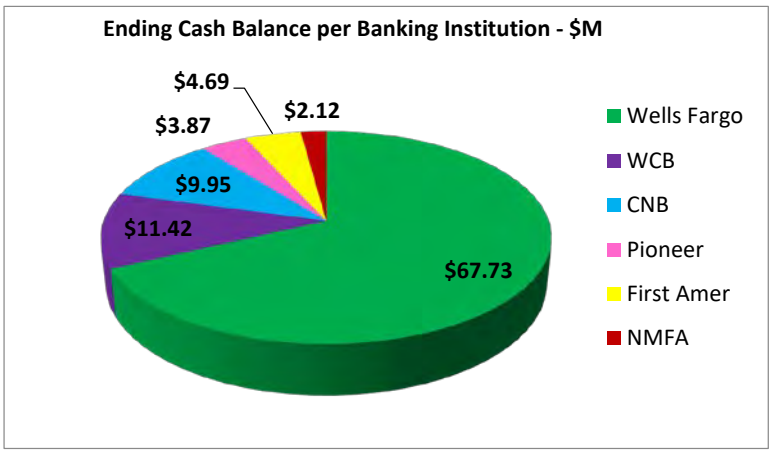

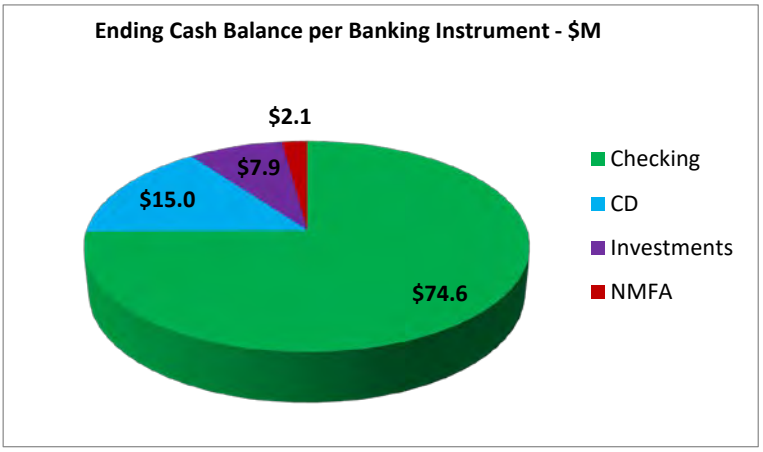

2. Summary of Fund Position

City of Carlsbad
Fund Position
FY20 - Period 9 (March)

	Fund	Fund Name	Beginning Cash	FY20 Revenues	FY20 Transfers Increase (Decrease)	FY20 Costs Labor	FY20 Costs Ops	FY20 Costs Capital	FY20 Costs Total	Revenue & Tran <Less> Costs	Reserve/AP	Ending Cash
General Fund	101	General Fund	25,809,717	59,956,550	(11,805,212)	30,205,967	8,154,246.56	4,078,389.01	42,438,603	5,712,735	2,248,941	33,771,393
	102	Payroll	53,899	-	-	-	-	-	-	-	753,167	807,066
Capital Funds	200	GRT Capital Outlay	2,478,798	4,211,754	(6,446,535)	-	128,824	392,669	521,493	(2,756,274)		(277,476)
	201	Capital Projects	14,626,435	98,060.26	(3,500,000)	-	1,000,000	4,828,731	5,828,731	(9,230,671)		5,395,764
	202	Airport Improvements	(100,509)	1,064,698	850,000	-	7,981	2,413,815	2,421,796	(507,097)		(607,606)
	220	Landfill-Reserve	4,306,978	180,612	-	-	-	-	-	180,612		4,487,589
	230	Landfill-Closure	162,436	-	111,000	-	19,876	-	19,876	91,124		253,560
	240	Landfill-Construction	1,696,976	-	200,000	-	-	-	-	200,000		1,896,976
Special Revenue Funds	300	Sports Complex	2,340,098	2,374,893	(327,372)	466,923	325,335	180,414	972,672	1,074,849	(264)	3,414,683
	320	Streets Improvement	1,782,202	757,739	-	-	-	1,320,135	1,320,135	(562,396)		1,219,805
	350	Local Government Correction	328,586	691,674	-	-	148,778	-	148,778	542,896	19,929	891,411
Insurance Funds	400	Disaster Preparedness	3,710,175	-	1,100,000	-	1,340,000	-	1,340,000	(240,000)		3,470,175
	401	Insurance	730,019	84,108	1,625,000	-	1,194,613	-	1,194,613	514,495		1,244,514
	402	Workers' Compensation	1,342,572	17,648	-	-	396,843	-	396,843	(379,195)		963,378
	420	Health Insurance	2,861,855	5,074,339	(1,727,819)	-	5,167,348	-	5,167,348	(1,820,828)		1,041,027
Grant Funds	500	Fire Protection	465,691	439,359	(87,048)	-	4,920	282,486	287,406	64,905		530,597
	501	Emergency Medical Services	197	20,000	-	-	-	19,995	19,995	5		202
	520	Law Enforcement Protection	-	69,000	-	-	58,663	-	58,663	10,337		10,337
	550	Beautification	25,153	12,817	-	-	26,142	-	26,142	(13,325)		11,829
	570	Municipal Transit	203,422	252,907	666,428	778,986	116,782	-	895,768	23,566	745	227,733
	580	CDBG Grant	100	-	100,000	-	-	5,000	5,000	95,000		95,100
Lodgers' Tax	600	LT-Promotional	2,880,783	1,218,120	-	-	687,031	8,328	695,358	522,762	2,500	3,406,045
	650	LT-Non Promotional	2,487,743	1,827,181	-	-	442,463	840,671	1,283,134	544,047		3,031,790
Enterprise Funds	700	Water & Sewer	17,648,531	11,202,825	1,020,191	3,868,811	2,310,346	9,118,251	15,297,407	(3,074,391)	(111,619)	14,462,522
	720	Solid Waste Disposal	4,329,556	6,240,327	(1,055,184)	1,786,809	1,508,613	189,861	3,485,283	1,699,860	(1,093)	6,028,323
	750	Special Museum	15,595	5,473	-	-	6,593	-	6,593	(1,120)	12	14,487
Debt Service Funds	800	Bonds-W&S	135,184	-	15,537,199	-	12,885,260	-	12,885,260	2,651,939		2,787,123
	802	Bonds-GRT Capital Outlay	40,322	-	496,535	-	29,321	-	29,321	467,214		507,537
	820	NMFA-Governmental	88,715	4,024,764	743,342	-	4,022,822	-	4,022,822	745,285		834,000
	850	NMFA-Water & Sewer	505,143	8,890	1,743,475	-	1,331,397	-	1,331,397	420,968		926,111
	870	NMFA-Solid Waste Disposal	121,592	1,626	756,000	-	5,502	-	5,502	752,124		873,716
Agency Funds	900	Permanent W&S	8,618,324	318,583	-	-	7,451	-	7,451	311,132		8,929,457
	920	Municipal Court	39,710	-	-	-	-	-	-	-	(8,765)	30,945
	950	WIPP Accel Impact	100	91,013	-	-	91,013	-	91,013	-	45,000	45,100
		Total	99,736,100	100,244,961	0	37,107,495	41,418,162	23,678,745	102,204,403	(1,959,441)	2,948,553	100,725,212

City of Carlsbad
Ending Cash Balance
FY20 - Period 9 (March)

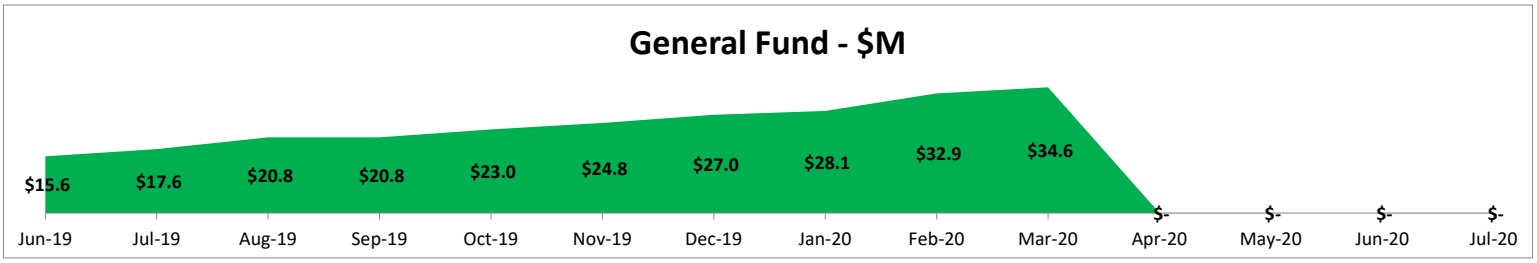

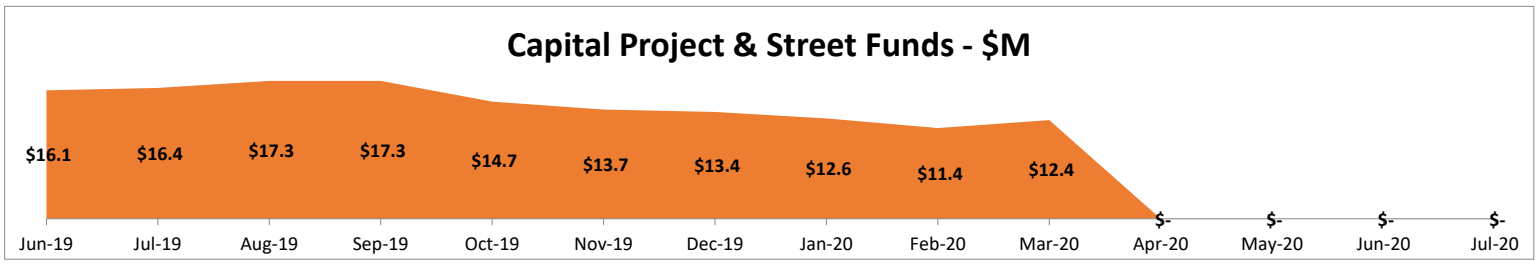

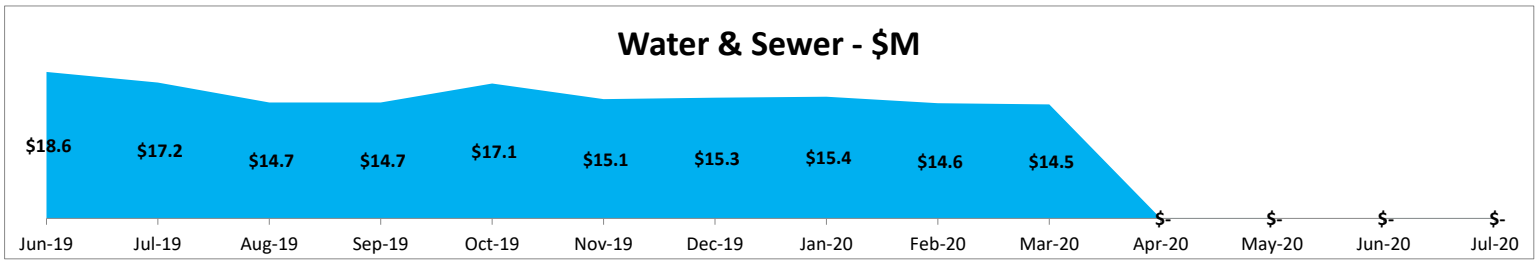

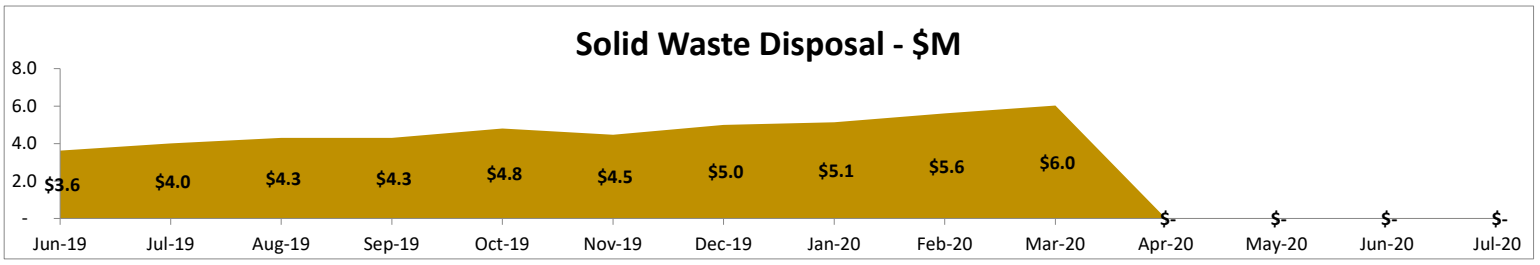





City of Carlsbad
Certificates of Deposit
FY20 - Period 9 (March)

Bank	CD #	Fund	Fund Name	Fund Type	June	September	December	March	YTD Interest
Carlsbad National Bank	6813455	101	General Fund	General	553,504.33	557,070.17	560,698.42	564,348.13	10,843.80
Carlsbad National Bank	6814010	101	General Fund	General	206,196.19	207,611.93	209,021.89	209,874.37	3,678.18
Carlsbad National Bank	6814016	220	Landfill-Reserve	Capital	764,060.44	1,283,276.15	1,288,695.94	1,294,127.99	15,649.13
Carlsbad National Bank	6814016	220	Landfill-Reserve	Capital	511,467.32	-	-	-	2,951.10
Carlsbad National Bank	6815071	402	Workers' Compensation	Insurance	551,419.12	554,589.43	557,777.97	560,981.79	9,562.67
Carlsbad National Bank	6813454	700	Water & Sewer	Enterprise	301,911.45	303,856.45	305,835.50	307,826.37	5,914.92
Carlsbad National Bank	6814992	900	Permanent W&S	Agency	979,372.03	985,351.81	991,434.21	997,551.07	18,179.04
Carlsbad National Bank	6813497	420	Health Insurance	Insurance	462,466.43	465,399.25	468,318.59	-	5,852.16
					4,330,397.31	4,357,155.19	4,381,782.52	3,934,709.72	72,631.00
Pioneer Bank	500162943	101	General Fund	General	457,435.73	460,318.20	463,218.83	465,430.55	7,994.82
Pioneer Bank	500162986	101	General Fund	General	419,124.12	421,765.17	424,422.86	426,449.34	7,325.22
Pioneer Bank	500163006	101	General Fund	General	419,124.12	421,765.17	424,422.86	426,449.34	7,325.22
Pioneer Bank	50103324	101	General Fund	General	679,600.54	683,882.95	688,192.34	691,478.23	11,877.69
Pioneer Bank	500162985	220	Landfill-Reserve	Capital	209,562.03	210,882.55	212,211.39	213,224.62	3,662.59
Pioneer Bank	50101625	220	Landfill-Reserve	Capital	957,049.37	957,049.37	957,049.37	957,049.37	-
Pioneer Bank	500163007	402	Workers' Compensation	Insurance	209,562.03	210,882.55	212,211.39	213,224.62	3,662.59
Pioneer Bank	50103087	402	Workers' Compensation	Insurance	259,521.81	261,111.36	262,710.64	263,944.29	4,422.48
Pioneer Bank	500162156	700	Water & Sewer	Enterprise	209,562.03	210,882.55	212,211.39	213,224.62	3,662.59
					3,820,541.78	3,838,539.87	3,856,651.07	3,870,474.98	49,933.20
Western Commerce Bank	2013426	101	General Fund	General	280,414.38	280,414.38	280,414.38	285,063.62	4,649.24
Western Commerce Bank	2013236	101	General Fund	General	640,000.00	640,000.00	640,000.00	640,000.00	-
Western Commerce Bank	2013189	101	General Fund	General	308,238.29	310,091.07	311,934.69	313,804.68	5,566.39
Western Commerce Bank	2013216	220	Landfill-Reserve	Capital	504,000.00	-	-		2,972.63
Western Commerce Bank	2013341	220	Landfill-Reserve	Captial	425,650.26	-	-		-
Western Commerce Bank	2013442	220	Landfill-Reserve	Capital	-	935,283.61	939,484.19	943,434.44	8,150.83
Western Commerce Bank	2013162	700	Water & Sewer	Enterprise	254,000.00	254,000.00	254,000.00	255,554.96	1,554.96
Western Commerce Bank	2013190	700	Water & Sewer	Enterprise	102,746.10	103,363.69	103,978.23	104,601.56	1,855.46
					2,515,049.03	2,523,152.75	2,529,811.49	2,542,459.26	24,749.51
First American Bank	120119028	101	General Fund	General	1,022,315.81	1,022,315.81	1,022,315.81	1,022,315.81	-
First American Bank	120119027	220	Landfill-Reserve	Capital	653,766.28	653,766.28	653,766.28	670,312.58	16,546.30
					1,676,082.09	1,676,082.09	1,676,082.09	1,692,628.39	16,546.30
Wells Fargo Trust		920	Permanent W&S	Agency	8,618,324.11			8,758,557.58	140,233.47
					8,618,324.11	-	-	8,758,557.58	140,233.47
			TOTAL		**20,960,394.32**	**12,394,929.90**	**12,444,327.17**	**20,798,829.93**	**304,093.48**

City of Carlsbad
Revenue
FY20 - Period 9 (March)

	Fund	Fund Name	1 Jul-19	2 Aug-19	3 Sep-19	4 Oct-19	5 Nov-19	6 Dec-19	7 Jan-20	8 Feb-20	9 Mar-20	10 Apr-20	11 May-20	12 Jun-20	Total
General Fund	101	General Fund	5,641,363.21	7,139,256.71	8,178,217.87	6,040,843.83	6,966,339.61	6,383,415.12	6,767,001.54	6,863,113.21	5,976,999.00				59,956,550.10
	102	Payroll	-	1,625.02	941.18	3,327.74	1,558.64	1,316.90	1,263.48	-	(10,032.96)				-
Capital Funds	200	GRT Capital Outlay	446,066.13	546,120.97	456,762.34	479,752.88	469,734.92	440,874.50	427,716.59	519,441.80	425,283.49				4,211,753.62
	201	Capital Projects	91,300.47	1,274.11	1,027.30	874.31	801.46	798.29	744.12	639.58	600.62				98,060.26
	202	Airport Improvements	244,613.35	1,312.10	17,526.82	53,173.99	576.04	1,545.35	656.93	1,419.21	743,874.66				1,064,698.45
	220	Landfill-Reserve	115,115.38	8,015.15	8,778.53	2,023.96	2,091.42	15,064.59	742.11	17,142.37	11,638.01				180,611.52
	230	Landfill-Closure	-	-	-	-	-	-	-	-	-				-
	240	Landfill-Construction	-	-	-	-	-	-	-	-	-				-
Special Revenue Funds	300	Sports Complex	227,648.46	299,541.39	348,999.96	208,025.59	291,311.42	231,965.48	239,201.46	226,254.73	301,944.50				2,374,892.99
	320	Streets Improvement	68,892.38	81,328.69	79,614.12	103,432.07	86,086.06	97,299.76	70,459.47	69,989.29	100,637.33				757,739.17
	350	Local Government Correction	80,680.00	63,313.00	85,631.00	65,844.00	51,170.00	59,260.00	82,567.00	91,147.00	112,062.00				691,674.00
Insurance Funds	400	Disaster Preparedness	-	-	-	-	-	-	-	-	-				-
	401	Insurance	2,080.88	5,647.20	-	16,256.93	-	12,974.17	32,662.00	-	14,487.00				84,108.18
	402	Workers' Compensation	-	3,170.31	2,910.07	-	3,188.54	2,928.12	-	4,517.15	933.55				17,647.74
	420	Health Insurance	554,005.66	519,554.43	527,615.88	545,940.72	532,124.60	524,175.45	525,405.81	615,427.07	730,089.74				5,074,339.36
Grant Funds	500	Fire Protection	263,203.60	-	-	88,077.80	-	-	88,077.80	-	-				439,359.20
	501	Emergency Medical Services	-	20,000.00	-	-	-	-	-	-	-				20,000.00
	520	Law Enforcement Protection	-	69,000.00	-	-	-	-	-	-	-				69,000.00
	550	Beautification	3,265.00	-	-	-	9,551.88	-	-	-	-				12,816.88
	570	Municipal Transit	38,399.05	65,642.97	5,992.25	6,197.25	23,741.85	27,378.04	65,629.30	15,010.08	4,916.00				252,906.79
	580	CDBG Grant	-	-	-	-	-	-	-	-	-				-
Lodgers' Tax	600	LT-Promotional	146,164.61	163,294.28	140,370.28	145,413.29	113,901.78	117,837.59	85,527.41	106,630.06	198,981.19				1,218,120.49
	650	LT-Non Promotional	219,246.90	244,941.36	210,555.39	218,119.96	170,852.70	176,756.49	128,291.13	159,945.12	298,471.80				1,827,180.85
Enterprise Funds	700	Water & Sewer	1,411,178.92	1,563,071.26	1,220,664.33	1,362,351.41	1,140,764.36	1,371,015.52	972,749.08	981,052.06	1,179,978.26				11,202,825.20
	720	Solid Waste Disposal	682,973.13	684,016.08	720,509.26	698,776.80	672,065.75	726,195.21	683,606.24	672,479.56	699,704.62				6,240,326.65
	750	Special Museum	334.40	159.13	274.11	457.76	1,582.21	991.99	911.04	133.69	628.83				5,473.16
Debt Service Funds	800	Bonds-W&S	-	-	-	-	-	-	-	-	-				-
	802	Bonds-GRT Capital Outlay	-	-	-	-	-	-	-	-	-				-
	820	NMFA-Governmental	207.64	411.75	448.63	455.33	467.61	570.08	686.90	792.75	4,020,723.65				4,024,764.34
	850	NMFA-Water & Sewer	464.53	714.22	582.49	798.14	712.86	1,169.65	1,238.08	1,467.80	1,742.58				8,890.35
	870	NMFA-Solid Waste Disposal	191.98	188.29	181.20	192.84	175.53	181.28	180.97	168.91	164.93				1,625.93
Agency Funds	900	Permanent W&S	12,034.15	60,718.67	(3,930.96)	21,364.79	(13,306.57)	18,492.19	50,712.74	65,144.29	107,354.02				318,583.32
	920	Municipal Court	-	-	-	-	-	-	-	-	-				-
	950	WIPP Accel Impact	-	-	45,675.00	-	-	45,337.75	-	-	-				91,012.75
		Total	10,249,429.83	11,542,317.09	12,049,347.05	10,061,701.39	10,525,492.67	10,257,543.52	10,226,031.20	10,411,915.73	14,921,182.82	-	-	-	100,244,961.30

City of Carlsbad
Transfers
FY20 - Period 9 (March)

	Fund	Fund Name	1 Jul-19	2 Aug-19	3 Sep-19	4 Oct-19	5 Nov-19	6 Dec-19	7 Jan-20	8 Feb-20	9 Mar-20	10 Apr-20	11 May-20	12 Jun-20	Total
General Fund	101	General Fund	(12,085,000.00)	-	-	579,280.00	-	(74,873.02)	(74,873.02)	-	(149,746.04)				(11,805,212.08)
	102	Payroll	-	-	-	-	-	-	-	-	-				-
Capital Funds	200	GRT Capital Outlay	(6,446,535.00)	-	3,000,000.00	(3,000,000.00)	-	-	-	-	-				(6,446,535.00)
	201	Capital Projects	(3,500,000.00)	-	-	-	-	-	-	-	-				(3,500,000.00)
	202	Airport Improvements	200,000.00	-	-	650,000.00	-	-	-	-	-				850,000.00
	220	Landfill-Reserve	-	-	-	-	-	-	-	-	-				-
	230	Landfill-Closure	111,000.00	-	-	-	-	-	-	-	-				111,000.00
	240	Landfill-Construction	200,000.00	-	-	-	-	-	-	-	-				200,000.00
Special Revenue Funds	300	Sports Complex	(39,644.67)	(39,644.67)	(39,644.67)	29,430.00	(39,644.67)	(39,644.67)	(39,644.67)	-	(118,934.01)				(327,372.03)
	320	Streets Improvement	-	-	-	-	-	-	-	-	-				-
	350	Local Government Correction	-	-	-	-	-	-	-	-	-				-
Insurance Funds	400	Disaster Preparedness	1,100,000.00	-	-	-	-	-	-	-	-				1,100,000.00
	401	Insurance	1,625,000.00	-	-	-	-	-	-	-	-				1,625,000.00
	402	Workers' Compensation	-	-	-	-	-	-	-	-	-				-
	420	Health Insurance	-	-	-	(1,727,819.00)	-	-	-	-	-				(1,727,819.00)
Grant Funds	500	Fire Protection	(87,048.00)	-	-	-	-	-	-	-	-				(87,048.00)
	501	Emergency Medical Services	-	-	-	-	-	-	-	-	-				-
	520	Law Enforcement Protection	-	-	-	-	-	-	-	-	-				-
	550	Beautification	-	-	-	-	-	-	-	-	-				-
	570	Municipal Transit	623,000.00	-	-	43,428.00	-	-	-	-	-				666,428.00
	580	CDBG Grant	100,000.00	-	-	-	-	-	-	-	-				100,000.00
Lodgers' Tax	600	LT-Promotional	-	-	-	-	-	-	-	-	-				-
	650	LT-Non Promotional	-	-	-	-	-	-	-	-	-				-
Enterprise Funds	700	Water & Sewer	804,326.00	-	(3,000,000.00)	3,215,865.00	-	-	-	-	-				1,020,191.00
	720	Solid Waste Disposal	(1,165,000.00)	-	-	109,816.00	-	-	-	-	-				(1,055,184.00)
	750	Special Museum	-	-	-	-	-	-	-	-	-				-
Debt Service Funds	800	Bonds-W&S	15,487,199.00	-	-	50,000.00	-	-	-	-	-				15,537,199.00
	802	Bonds-GRT Capital Outlay	446,535.00	-	-	50,000.00	-	-	-	-	-				496,535.00
	820	NMFA-Governmental	126,692.67	39,644.67	39,644.67	-	39,644.67	114,517.69	114,517.69	-	268,680.05				743,342.11
	850	NMFA-Water & Sewer	1,743,475.00	-	-	-	-	-	-	-	-				1,743,475.00
	870	NMFA-Solid Waste Disposal	756,000.00	-	-	-	-	-	-	-	-				756,000.00
Agency Funds	900	Permanent W&S	-	-	-	-	-	-	-	-	-				-
	920	Municipal Court	-	-	-	-	-	-	-	-	-				-
	950	WIPP Accel Impact	-	-	-	-	-	-	-	-	-				-
		Total	(0.00)	-	0.00	-	-	-	-	-	-	-	-	-	0.00

City of Carlsbad
Labor
FY20 - Period 9 (March)

	Fund	Fund Name	1 Jul-19	2 Aug-19	3 Sep-19	4 Oct-19	5 Nov-19	6 Dec-19	7 Jan-20	8 Feb-20	9 Mar-20	10 Apr-20	11 May-20	12 Jun-20	Total
General Fund	101	General Fund	3,037,042.06	4,305,477.17	3,001,649.68	2,851,587.53	4,237,657.16	2,924,201.08	4,137,431.92	2,920,325.95	2,790,594.75				30,205,967.30
	102	Payroll	-	-	-	-	-	-	-	-	-				-
Capital Funds	200	GRT Capital Outlay	-	-	-	-	-	-	-	-	-				-
	201	Capital Projects	-	-	-	-	-	-	-	-	-				-
	202	Airport Improvements	-	-	-	-	-	-	-	-	-				-
	220	Landfill-Reserve	-	-	-	-	-	-	-	-	-				-
	230	Landfill-Closure	-	-	-	-	-	-	-	-	-				-
	240	Landfill-Construction	-	-	-	-	-	-	-	-	-				-
Special Revenue Funds	300	Sports Complex	36,112.03	70,814.40	45,495.13	45,303.46	75,553.80	44,338.37	62,207.25	43,745.88	43,352.22				466,922.54
	320	Streets Improvement	-	-	-	-	-	-	-	-	-				-
	350	Local Government Correction	-	-	-	-	-	-	-	-	-				-
Insurance Funds	400	Disaster Preparedness	-	-	-	-	-	-	-	-	-				-
	401	Insurance	-	-	-	-	-	-	-	-	-				-
	402	Workers' Compensation	-	-	-	-	-	-	-	-	-				-
	420	Health Insurance	-	-	-	-	-	-	-	-	-				-
Grant Funds	500	Fire Protection	-	-	-	-	-	-	-	-	-				-
	501	Emergency Medical Services	-	-	-	-	-	-	-	-	-				-
	520	Law Enforcement Protection	-	-	-	-	-	-	-	-	-				-
	550	Beautification	-	-	-	-	-	-	-	-	-				-
	570	Municipal Transit	73,448.80	98,230.78	73,080.80	77,344.28	120,780.80	77,179.23	112,975.89	72,666.14	73,279.29				778,986.01
	580	CDBG Grant	-	-	-	-	-	-	-	-	-				-
Lodgers' Tax	600	LT-Promotional	-	-	-	-	-	-	-	-	-				-
	650	LT-Non Promotional	-	-	-	-	-	-	-	-	-				-
Enterprise Funds	700	Water & Sewer	370,819.38	528,578.93	385,501.64	387,678.66	586,729.03	367,395.00	500,158.06	367,009.25	374,940.82				3,868,810.77
	720	Solid Waste Disposal	170,163.41	244,981.24	184,828.97	170,691.16	274,337.39	172,175.04	243,686.56	160,694.21	165,250.73				1,786,808.71
	750	Special Museum	-	-	-	-	-	-	-	-	-				-
Debt Service Funds	800	Bonds-W&S	-	-	-	-	-	-	-	-	-				-
	802	Bonds-GRT Capital Outlay	-	-	-	-	-	-	-	-	-				-
	820	NMFA-Governmental	-	-	-	-	-	-	-	-	-				-
	850	NMFA-Water & Sewer	-	-	-	-	-	-	-	-	-				-
	870	NMFA-Solid Waste Disposal	-	-	-	-	-	-	-	-	-				-
Agency Funds	900	Permanent W&S	-	-	-	-	-	-	-	-	-				-
	920	Municipal Court	-	-	-	-	-	-	-	-	-				-
	950	WIPP Accel Impact	-	-	-	-	-	-	-	-	-				-
		Total	3,687,585.68	5,248,082.52	3,690,556.22	3,532,605.09	5,295,058.18	3,585,288.72	5,056,459.68	3,564,441.43	3,447,417.81	-	-	-	37,107,495.33

City of Carlsbad
Operations
FY20 - Period 9 (March)

	Fund	Fund Name	1 Jul-19	2 Aug-19	3 Sep-19	4 Oct-19	5 Nov-19	6 Dec-19	7 Jan-20	8 Feb-20	9 Mar-20	10 Apr-20	11 May-20	12 Jun-20	Total
General Fund	101	General Fund	741,127.22	907,806.80	1,490,341.96	1,064,449.60	834,773.81	711,726.99	762,700.89	813,870.41	827,448.88				8,154,246.56
	102	Payroll	-	-	-	-	-	-	-	-	-				-
Capital Funds	200	GRT Capital Outlay	14,487.71	17,748.93	13,702.87	14,392.59	14,092.05	13,226.24	12,831.50	15,583.25	12,758.50				128,823.64
	201	Capital Projects	-	-	-	-	-	1,000,000.00	-	-	-				1,000,000.00
	202	Airport Improvements	-	-	1,519.48	-	1,368.95	-	4,574.58	-	518.00				7,981.01
	220	Landfill-Reserve	-	-	-	-	-	-	-	-	-				-
	230	Landfill-Closure	-	-	-	-	-	-	-	19,875.96	-				19,875.96
	240	Landfill-Construction	-	-	-	-	-	-	-	-	-				-
Special Revenue Funds	300	Sports Complex	26,252.50	39,904.85	45,213.73	30,358.35	33,542.65	45,715.73	44,004.89	22,442.68	37,899.58				325,334.96
	320	Streets Improvement	-	-	-	-	-	-	-	-	-				-
	350	Local Government Correction	13,585.00	-	-	71,767.37	15,960.00	-	1,106.00	13,347.50	33,012.50				148,778.37
Insurance Funds	400	Disaster Preparedness	-	1,340,000.00	-	-	-	-	-	-	-				1,340,000.00
	401	Insurance	1,095,229.66	1,723.18	9,484.10	21,999.91	4,826.47	7,045.19	31,786.38	12,145.44	10,372.78				1,194,613.11
	402	Workers' Compensation	(133,444.72)	50,509.28	79,474.74	57,646.76	64,160.22	45,542.64	30,079.26	182,942.93	19,931.40				396,842.51
	420	Health Insurance	688,043.25	206,198.65	414,378.30	623,124.65	567,038.75	612,706.29	902,117.54	720,117.47	433,623.59				5,167,348.49
Grant Funds	500	Fire Protection	4,920.00	-	-	-	-	-	-	-	-				4,920.00
	501	Emergency Medical Services	-	-	-	-	-	-	-	-	-				-
	520	Law Enforcement Protection	1,590.48	-	-	2,692.20	21,242.83	275.00	5,866.80	24,624.53	2,371.57				58,663.41
	550	Beautification	-	-	268.67	1,095.13	2,692.34	1,945.94	4,456.24	6,358.65	9,324.72				26,141.69
	570	Municipal Transit	9,081.41	13,823.87	17,445.59	14,562.32	11,115.40	8,489.54	16,172.41	10,786.54	15,305.24				116,782.32
	580	CDBG Grant	-	-	-	-	-	-	-	-	-				-
Lodgers' Tax	600	LT-Promotional	102,287.88	88,671.72	57,252.18	62,602.54	101,897.95	76,969.73	98,012.58	43,497.03	55,839.22				687,030.83
	650	LT-Non Promotional	20,570.26	95,218.43	30,392.89	30,608.17	62,750.88	57,743.57	36,036.57	69,070.59	40,071.20				442,462.56
Enterprise Funds	700	Water & Sewer	160,670.84	244,287.73	223,657.71	229,106.75	344,858.35	177,782.09	248,502.28	144,646.74	536,833.13				2,310,345.62
	720	Solid Waste Disposal	59,090.50	46,457.39	74,077.06	130,810.89	720,239.93	71,028.66	394,685.02	(100,104.41)	112,327.94				1,508,612.98
	750	Special Museum	437.59	3.42	6.48	1,759.95	1,485.54	2,041.67	635.00	1.76	221.98				6,593.39
Debt Service Funds	800	Bonds-W&S	-	-	-	12,873,531.25	13,816.67	-	-	-	(2,088.34)				12,885,259.58
	802	Bonds-GRT Capital Outlay	-	-	-	-	13,816.68	-	-	-	15,504.14				29,320.82
	820	NMFA-Governmental	-	-	-	-	54,637.62	-	-	-	3,968,184.20				4,022,821.82
	850	NMFA-Water & Sewer	-	-	1,187,310.01	-	144,087.16	-	-	-	-				1,331,397.17
	870	NMFA-Solid Waste Disposal	-	-	-	-	5,501.99	-	-	-	-				5,501.99
Agency Funds	900	Permanent W&S	851.27	850.38	856.30	853.85	855.77	790.96	793.01	796.76	802.56				7,450.86
	920	Municipal Court	-	-	-	-	-	-	-	-	-				-
	950	WIPP Accel Impact	-	-	45,675.00	-	-	45,337.75	-	-	-				91,012.75
		Total	2,804,780.85	3,053,204.63	3,691,057.07	15,231,362.28	3,034,762.01	2,878,367.99	2,594,360.95	2,000,003.83	6,130,262.79	-	-	-	41,418,162.40

City of Carlsbad
Capital
FY20 - Period 9 (March)

	Fund	Fund Name	1 Jul-19	2 Aug-19	3 Sep-19	4 Oct-19	5 Nov-19	6 Dec-19	7 Jan-20	8 Feb-20	9 Mar-20	10 Apr-20	11 May-20	12 Jun-20	Total
General Fund	101	General Fund	131,326.95	267,024.96	364,662.88	228,014.60	473,057.47	347,667.85	768,374.51	948,782.06	549,477.73				4,078,389.01
	102	Payroll	-	-	-	-	-	-	-	-	-				-
Capital Funds	200	GRT Capital Outlay	24,363.95	21,313.87	-	69,670.40	-	108,247.59	158,648.08	10,424.98	-				392,668.87
	201	Capital Projects	-	52,645.75	2,389,163.18	507,267.57	297,739.81	(474,574.42)	75,682.27	1,697,779.43	283,027.43				4,828,731.02
	202	Airport Improvements	251,311.76	169,989.40	38,319.81	30,510.45	909,990.88	-	1,013,692.46	-	-				2,413,814.76
	220	Landfill-Reserve	-	-	-	-	-	-	-	-	-				-
	230	Landfill-Closure	-	-	-	-	-	-	-	-	-				-
	240	Landfill-Construction	-	-	-	-	-	-	-	-	-				-
Special Revenue Funds	300	Sports Complex	1,178.04	21,619.46	2,599.97	35,314.82	55,255.72	48,175.60	12,830.52	3,440.00	-				180,414.13
	320	Streets Improvement	117,181.58	76,480.08	196,667.56	273,999.95	340,335.16	228,584.64	2,239.04	58,873.82	25,773.64				1,320,135.47
	350	Local Government Correction	-	-	-	-	-	-	-	-	-				-
Insurance Funds	400	Disaster Preparedness	-	-	-	-	-	-	-	-	-				-
	401	Insurance	-	-	-	-	-	-	-	-	-				-
	402	Workers' Compensation	-	-	-	-	-	-	-	-	-				-
	420	Health Insurance	-	-	-	-	-	-	-	-	-				-
Grant Funds	500	Fire Protection	355.23	-	-	4,182.00	-	107,599.26	170,349.48	-	-				282,485.97
	501	Emergency Medical Services	-	-	-	-	-	-	-	19,995.00	-				19,995.00
	520	Law Enforcement Protection	-	-	-	-	-	-	-	-	-				-
	550	Beautification	-	-	-	-	-	-	-	-	-				-
	570	Municipal Transit	-	-	-	-	-	-	-	-	-				-
	580	CDBG Grant	-	-	-	-	-	-	-	-	5,000.00				5,000.00
Lodgers' Tax	600	LT-Promotional	-	-	-	-	-	-	-	681.81	7,645.80				8,327.61
	650	LT-Non Promotional	29,548.74	67,412.61	44,045.38	36,190.18	33,080.54	196,487.56	8,917.49	253,515.56	171,473.27				840,671.33
Enterprise Funds	700	Water & Sewer	1,548,006.29	1,546,275.39	2,803,366.16	(1,322,182.97)	2,244,631.70	672,856.43	74,286.66	1,182,768.77	368,242.36				9,118,250.79
	720	Solid Waste Disposal	-	-	189,861.00	-	-	-	-	-	-				189,861.00
	750	Special Museum	-	-	-	-	-	-	-	-	-				-
Debt Service Funds	800	Bonds-W&S	-	-	-	-	-	-	-	-	-				-
	802	Bonds-GRT Capital Outlay	-	-	-	-	-	-	-	-	-				-
	820	NMFA-Governmental	-	-	-	-	-	-	-	-	-				-
	850	NMFA-Water & Sewer	-	-	-	-	-	-	-	-	-				-
	870	NMFA-Solid Waste Disposal	-	-	-	-	-	-	-	-	-				-
Agency Funds	900	Permanent W&S	-	-	-	-	-	-	-	-	-				-
	920	Municipal Court	-	-	-	-	-	-	-	-	-				-
	950	WIPP Accel Impact	-	-	-	-	-	-	-	-	-				-
		Total	2,103,272.54	2,222,761.52	6,028,685.94	(137,033.00)	4,354,091.28	1,235,044.51	2,285,020.51	4,176,261.43	1,410,640.23	-	-	-	23,678,744.96

City of Carlsbad
Total Costs
FY20 - Period 9 (March)

	Fund	Fund Name	1 Jul-19	2 Aug-19	3 Sep-19	4 Oct-19	5 Nov-19	6 Dec-19	7 Jan-20	8 Feb-20	9 Mar-20	10 Apr-20	11 May-20	12 Jun-20	Total
General Fund	101	General Fund	3,909,496.23	5,480,308.93	4,856,654.52	4,144,051.73	5,545,488.44	3,983,595.92	5,668,507.32	4,682,978.42	4,167,521.36				42,438,602.87
	102	Payroll	-	-	-	-	-	-	-	-	-				-
Capital Funds	200	GRT Capital Outlay	38,851.66	39,062.80	13,702.87	84,062.99	14,092.05	121,473.83	171,479.58	26,008.23	12,758.50				521,492.51
	201	Capital Projects	-	52,645.75	2,389,163.18	507,267.57	297,739.81	525,425.58	75,682.27	1,697,779.43	283,027.43				5,828,731.02
	202	Airport Improvements	251,311.76	169,989.40	39,839.29	30,510.45	911,359.83	-	1,018,267.04	-	518.00				2,421,795.77
	220	Landfill-Reserve	-	-	-	-	-	-	-	-	-				-
	230	Landfill-Closure	-	-	-	-	-	-	-	19,875.96	-				19,875.96
	240	Landfill-Construction	-	-	-	-	-	-	-	-	-				-
Special Revenue Funds	300	Sports Complex	63,542.57	132,338.71	93,308.83	110,976.63	164,352.17	138,229.70	119,042.66	69,628.56	81,251.80				972,671.63
	320	Streets Improvement	117,181.58	76,480.08	196,667.56	273,999.95	340,335.16	228,584.64	2,239.04	58,873.82	25,773.64				1,320,135.47
	350	Local Government Correction	13,585.00	-	-	71,767.37	15,960.00	-	1,106.00	13,347.50	33,012.50				148,778.37
Insurance Funds	400	Disaster Preparedness	-	1,340,000.00	-	-	-	-	-	-	-				1,340,000.00
	401	Insurance	1,095,229.66	1,723.18	9,484.10	21,999.91	4,826.47	7,045.19	31,786.38	12,145.44	10,372.78				1,194,613.11
	402	Workers' Compensation	(133,444.72)	50,509.28	79,474.74	57,646.76	64,160.22	45,542.64	30,079.26	182,942.93	19,931.40				396,842.51
	420	Health Insurance	688,043.25	206,198.65	414,378.30	623,124.65	567,038.75	612,706.29	902,117.54	720,117.47	433,623.59				5,167,348.49
Grant Funds	500	Fire Protection	5,275.23	-	-	4,182.00	-	107,599.26	170,349.48	-	-				287,405.97
	501	Emergency Medical Services	-	-	-	-	-	-	-	19,995.00	-				19,995.00
	520	Law Enforcement Protection	1,590.48	-	-	2,692.20	21,242.83	275.00	5,866.80	24,624.53	2,371.57				58,663.41
	550	Beautification	-	-	268.67	1,095.13	2,692.34	1,945.94	4,456.24	6,358.65	9,324.72				26,141.69
	570	Municipal Transit	82,530.21	112,054.65	90,526.39	91,906.60	131,896.20	85,668.77	129,148.30	83,452.68	88,584.53				895,768.33
	580	CDBG Grant	-	-	-	-	-	-	-	-	5,000.00				5,000.00
Lodgers' Tax	600	LT-Promotional	102,287.88	88,671.72	57,252.18	62,602.54	101,897.95	76,969.73	98,012.58	44,178.84	63,485.02				695,358.44
	650	LT-Non Promotional	50,119.00	162,631.04	74,438.27	66,798.35	95,831.42	254,231.13	44,954.06	322,586.15	211,544.47				1,283,133.89
Enterprise Funds	700	Water & Sewer	2,079,496.51	2,319,142.05	3,412,525.51	(705,397.56)	3,176,219.08	1,218,033.52	822,947.00	1,694,424.76	1,280,016.31				15,297,407.18
	720	Solid Waste Disposal	229,253.91	291,438.63	448,767.03	301,502.05	994,577.32	243,203.70	638,371.58	60,589.80	277,578.67				3,485,282.69
	750	Special Museum	437.59	3.42	6.48	1,759.95	1,485.54	2,041.67	635.00	1.76	221.98				6,593.39
Debt Service Funds	800	Bonds-W&S	-	-	-	12,873,531.25	13,816.67	-	-	-	(2,088.34)				12,885,259.58
	802	Bonds-GRT Capital Outlay	-	-	-	-	13,816.68	-	-	-	15,504.14				29,320.82
	820	NMFA-Governmental	-	-	-	-	54,637.62	-	-	-	3,968,184.20				4,022,821.82
	850	NMFA-Water & Sewer	-	-	1,187,310.01	-	144,087.16	-	-	-	-				1,331,397.17
	870	NMFA-Solid Waste Disposal	-	-	-	-	5,501.99	-	-	-	-				5,501.99
Agency Funds	900	Permanent W&S	851.27	850.38	856.30	853.85	855.77	790.96	793.01	796.76	802.56				7,450.86
	920	Municipal Court	-	-	-	-	-	-	-	-	-				-
	950	WIPP Accel Impact	-	-	45,675.00	-	-	45,337.75	-	-	-				91,012.75
		Total	8,595,639.07	10,524,048.67	13,410,299.23	18,626,934.37	12,683,911.47	7,698,701.22	9,935,841.14	9,740,706.69	10,988,320.83	-	-	-	102,204,402.69

City of Carlsbad
Net Change in Fund
FY20 - Period 9 (March)

	Fund	Fund Name	1 Jul-19	2 Aug-19	3 Sep-19	4 Oct-19	5 Nov-19	6 Dec-19	7 Jan-20	8 Feb-20	9 Mar-20	10 Apr-20	11 May-20	12 Jun-20	Total
General Fund	101	General Fund	(10,353,133.02)	1,658,947.78	3,321,563.35	2,476,072.10	1,420,851.17	2,324,946.18	1,023,621.20	2,180,134.79	1,659,731.60				5,712,735.15
	102	Payroll	-	1,625.02	941.18	3,327.74	1,558.64	1,316.90	1,263.48	-	(10,032.96)				-
Capital Funds	200	GRT Capital Outlay	(6,039,320.53)	507,058.17	3,443,059.47	(2,604,310.11)	455,642.87	319,400.67	256,237.01	493,433.57	412,524.99				(2,756,273.89)
	201	Capital Projects	(3,408,699.53)	(51,371.64)	(2,388,135.88)	(506,393.26)	(296,938.35)	(524,627.29)	(74,938.15)	(1,697,139.85)	(282,426.81)				(9,230,670.76)
	202	Airport Improvements	193,301.59	(168,677.30)	(22,312.47)	672,663.54	(910,783.79)	1,545.35	(1,017,610.11)	1,419.21	743,356.66				(507,097.32)
	220	Landfill-Reserve	115,115.38	8,015.15	8,778.53	2,023.96	2,091.42	15,064.59	742.11	17,142.37	11,638.01				180,611.52
	230	Landfill-Closure	111,000.00	-	-	-	-	-	-	(19,875.96)	-				91,124.04
	240	Landfill-Construction	200,000.00	-	-	-	-	-	-	-	-				200,000.00
Special Revenue Funds	300	Sports Complex	124,461.22	127,558.01	216,046.46	126,478.96	87,314.58	54,091.11	80,514.13	156,626.17	101,758.69				1,074,849.33
	320	Streets Improvement	(48,289.20)	4,848.61	(117,053.44)	(170,567.88)	(254,249.10)	(131,284.88)	68,220.43	11,115.47	74,863.69				(562,396.30)
	350	Local Government Correction	67,095.00	63,313.00	85,631.00	(5,923.37)	35,210.00	59,260.00	81,461.00	77,799.50	79,049.50				542,895.63
Insurance Funds	400	Disaster Preparedness	1,100,000.00	(1,340,000.00)	-	-	-	-	-	-	-				(240,000.00)
	401	Insurance	531,851.22	3,924.02	(9,484.10)	(5,742.98)	(4,826.47)	5,928.98	875.62	(12,145.44)	4,114.22				514,495.07
	402	Workers' Compensation	133,444.72	(47,338.97)	(76,564.67)	(57,646.76)	(60,971.68)	(42,614.52)	(30,079.26)	(178,425.78)	(18,997.85)				(379,194.77)
	420	Health Insurance	(134,037.59)	313,355.78	113,237.58	(1,805,002.93)	(34,914.15)	(88,530.84)	(376,711.73)	(104,690.40)	296,466.15				(1,820,828.13)
Grant Funds	500	Fire Protection	170,880.37	-	-	83,895.80	-	(107,599.26)	(82,271.68)	-	-				64,905.23
	501	Emergency Medical Services	-	20,000.00	-	-	-	-	-	(19,995.00)	-				5.00
	520	Law Enforcement Protection	(1,590.48)	69,000.00	-	(2,692.20)	(21,242.83)	(275.00)	(5,866.80)	(24,624.53)	(2,371.57)				10,336.59
	550	Beautification	3,265.00	-	(268.67)	(1,095.13)	6,859.54	(1,945.94)	(4,456.24)	(6,358.65)	(9,324.72)				(13,324.81)
	570	Municipal Transit	578,868.84	(46,411.68)	(84,534.14)	(42,281.35)	(108,154.35)	(58,290.73)	(63,519.00)	(68,442.60)	(83,668.53)				23,566.46
	580	CDBG Grant	100,000.00	-	-	-	-	-	-	-	(5,000.00)				95,000.00
Lodgers' Tax	600	LT-Promotional	43,876.73	74,622.56	83,118.10	82,810.75	12,003.83	40,867.86	(12,485.17)	62,451.22	135,496.17				522,762.05
	650	LT-Non Promotional	169,127.90	82,310.32	136,117.12	151,321.61	75,021.28	(77,474.64)	83,337.07	(162,641.03)	86,927.33				544,046.96
Enterprise Funds	700	Water & Sewer	136,008.41	(756,070.79)	(5,191,861.18)	5,283,613.97	(2,035,454.72)	152,982.00	149,802.08	(713,372.70)	(100,038.05)				(3,074,390.98)
	720	Solid Waste Disposal	(711,280.78)	392,577.45	271,742.23	507,090.75	(322,511.57)	482,991.51	45,234.66	611,889.76	422,125.95				1,699,859.96
	750	Special Museum	(103.19)	155.71	267.63	(1,302.19)	96.67	(1,049.68)	276.04	131.93	406.85				(1,120.23)
Debt Service Funds	800	Bonds-W&S	15,487,199.00	-	-	(12,823,531.25)	(13,816.67)	-	-	-	2,088.34				2,651,939.42
	802	Bonds-GRT Capital Outlay	446,535.00	-	-	50,000.00	(13,816.68)	-	-	-	(15,504.14)				467,214.18
	820	NMFA-Governmental	126,900.31	40,056.42	40,093.30	455.33	(14,525.34)	115,087.77	115,204.59	792.75	321,219.50				745,284.63
	850	NMFA-Water & Sewer	1,743,939.53	714.22	(1,186,727.52)	798.14	(143,374.30)	1,169.65	1,238.08	1,467.80	1,742.58				420,968.18
	870	NMFA-Solid Waste Disposal	756,191.98	188.29	181.20	192.84	(5,326.46)	181.28	180.97	168.91	164.93				752,123.94
Agency Funds	900	Permanent W&S	11,182.88	59,868.29	(4,787.26)	20,510.94	(14,162.34)	17,701.23	49,919.73	64,347.53	106,551.46				311,132.46
	920	Municipal Court	-	-	-	-	-	-	-	-	-				-
	950	WIPP Accel Impact	-	-	-	-	-	-	-	-	-				-
		Total	1,653,790.76	1,018,268.42	(1,360,952.18)	(8,565,232.98)	(2,158,418.80)	2,558,842.30	290,190.06	671,209.04	3,932,861.99	-	-	-	(1,959,441.39)

3. Revenues

The City of Carlsbad
Revenue by Fund
FY20 - Period 9 (March 2020)

	Fund	Fund	% of Total Revenue	July - Sept Actual	July - Sept Adj Bud	July - Sept Fav(Unfav)	Total FY Budget	FY Target 75%
General Fund	101	General Fund	59.8%	59,956,550	50,112,979	9,843,571	66,817,306	89.7%
	102	Payroll	0.0%	-	-	-	-	
Captial Funds	200	GRT Capital Outlay	4.2%	4,211,754	3,740,040	471,714	4,986,720	84.5%
	201	Capital Projects	0.1%	98,060	534,323	(436,262)	712,430	13.8%
	202	Airport Improvements	1.1%	1,064,698	2,529,133	(1,464,434)	3,372,177	31.6%
	220	Landfill-Reserve	0.2%	180,612	145,500	35,112	194,000	93.1%
	230	Landfill-Closure	0.0%	-	-	-	-	
	240	Landfill-Construction	0.0%	-	-	-	-	
Special Revenue Funds	300	Sports Complex	2.4%	2,374,893	1,926,443	448,450	2,568,590	92.5%
	320	Streets Improvement	0.8%	757,739	1,797,000	(1,039,261)	2,396,000	31.6%
	350	Local Government Correction	0.7%	691,674	318,750	372,924	425,000	162.7%
Insurance Funds	400	Disaster Preparedness	0.0%	-	-	-	-	
	401	Insurance	0.1%	84,108	-	84,108	-	
	402	Workers' Compensation	0.0%	17,648	-	17,648	-	
	420	Health Insurance	5.1%	5,074,339	4,500,000	574,339	6,000,000	84.6%
Grant Funds	500	Fire Protection	0.4%	439,359	395,578	43,781	527,437	83.3%
	501	Emergency Medical Services	0.0%	20,000	15,000	5,000	20,000	100.0%
	520	Law Enforcement Protection	0.1%	69,000	51,750	17,250	69,000	100.0%
	550	Beautification	0.0%	12,817	17,332	(4,515)	23,109	55.5%
	570	Municipal Transit	0.3%	252,907	671,789	(418,882)	895,719	28.2%
	580	CDBG Grant	0.0%	-	375,000	(375,000)	500,000	0.0%
Lodgers' Tax	600	LT-Promotional	1.2%	1,218,120	1,380,000	(161,880)	1,840,000	66.2%
	650	LT-Non Promotional	1.8%	1,827,181	2,130,750	(303,569)	2,841,000	64.3%
Enterprise Funds	700	Water & Sewer	11.2%	11,202,825	10,391,132	811,693	13,854,843	80.9%
	720	Solid Waste Disposal	6.2%	6,240,327	5,835,371	404,955	7,780,495	80.2%
	750	Special Museum	0.0%	5,473	2,250	3,223	3,000	182.4%
Debt Service Funds	800	Bonds-W&S	0.0%	-	-	-	-	
	802	Bonds-GRT Capital Outlay	0.0%	-	3,015,000	(3,015,000)	4,020,000	0.0%
	820	NMFA-Governmental	4.0%	4,024,764	-	4,024,764	-	
	850	NMFA-Water & Sewer	0.0%	8,890	-	8,890	-	
	870	NMFA-Solid Waste Disposal	0.0%	1,626	-	1,626	-	
Agency Funds	900	Permanent W&S	0.3%	318,583	168,750	149,833	225,000	141.6%
	920	Municipal Court	0.0%	-	-	-	-	
	950	WIPP Accel Impact	0.1%	91,013	68,250	22,763	91,000	100.0%
			100.0%	100,244,961	90,122,119	10,122,842	120,162,826	83.4%

The City of Carlsbad
Revenue by Select Funds and Categories
FY20 - Period 9 (March 2020)

No	Fund / Category	July - Sept Actual	July - Sept Adj Bud	July - Sept Fav(Unfav)	Total FY Budget	FY Target 75%
101	**GENERAL FUND**					
	Gross Receipts Tax	53,888,638	44,661,656	9,226,982	59,548,875	90%
	Property Tax	2,422,029	2,249,850	172,179	2,999,800	81%
	Franchise Tax	611,497	623,250	(11,753)	831,000	74%
	Ambulance Service	451,600	565,500	(113,900)	754,000	60%
	County	260,000	382,500	(122,500)	510,000	51%
	Golf Green Fees & Cart Permits	256,200	303,750	(47,550)	405,000	63%
	Permits, Registrations and Business, Liquor, Pet License	313,973	238,500	75,473	318,000	99%
	Misc. Revenues	303,409	207,000	96,409	276,000	110%
	Grants	558,327	309,715	248,612	412,953	135%
	Fees	338,333	129,000	209,333	172,000	197%
	Cemetery	120,497	121,500	(1,003)	162,000	74%
	Water Park	84,215	100,500	(16,285)	134,000	63%
	Misc. Contracts & Leases	43,955	33,600	10,355	44,800	98%
	Donations	303,878	186,658	117,219	248,878	122%
		59,956,550	50,112,979	9,843,571	66,817,306	90%
320	**Streets Improvement**					
	Gasoline Tax	650,234	615,000	35,234	820,000	79%
	Auto License	75,910	69,750	6,160	93,000	82%
	State Legilative Grant	-	1,087,500	(1,087,500)	1,450,000	0%
	Misc.	31,596	24,750	6,846	33,000	96%
		757,739	1,797,000	(1,039,261)	2,396,000	32%
350	**LOCAL GOVERNMENT CORRECTION**					
	Local Correction Fees (Tickets, Fees, etc.)	691,674	318,750	372,924	425,000	163%
		691,674	318,750	372,924	425,000	163%
600 & 650	**LODGERS TAX**					
	Promotional Lodgers Tax (600)	1,218,120	1,380,000	(161,880)	1,840,000	66%
	Non Promotional Lodgers Tax (650)	1,827,181	2,130,750	(303,569)	2,841,000	64%
		3,045,301	3,510,750	(465,449)	4,681,000	65%
700	**WATER & SEWER**					
	City Water	3,597,176	3,637,500	(40,324)	4,850,000	74%
	Sewer Services	3,613,194	3,562,500	50,694	4,750,000	76%
	Septage Services	1,516,950	729,000	787,950	972,000	156%
	Effluent Contract	500,545	637,200	(136,655)	849,600	59%
	Double Eagle Water	814,414	555,750	258,664	741,000	110%
	Misc. Revenues	428,992	570,932	(141,940)	761,243	56%
	La Huerta Water	488,284	480,000	8,284	640,000	76%
	Late & Reconnect Fees	243,270	218,250	25,020	291,000	84%
		11,202,825	10,391,132	811,693	13,854,843	81%
720	**LANDFILL & SOLID WASTE DISPOSAL**					
	Solid Waste Disposal Services	5,055,221	4,837,500	217,721	6,450,000	78%
	Gross Receipts Tax (Environmental)	1,174,070	975,371	198,699	1,300,495	90%
	County Share of Costs	-	22,500	(22,500)	30,000	0%
	Misc. Revenues	11,036	-	11,036	-	
		6,240,327	5,835,371	404,955	7,780,495	80%

The City of Carlsbad
Gross Receipts Tax Revenue - Net of State Fees
FY20 - Period 9 (March 2020)

Fund	% of Total Revenue	July - Sept Actual	July - Sept Budget	July - Sept Fav(Unfav)	Total Net FY Budget	FY Target 75%
Fund 1 - General						
Municipal GRT	28%	27,693,119	22,524,523	5,168,596	30,032,697	92%
Muni Share - State GRT	23%	23,463,757	19,438,723	4,025,034	25,918,297	91%
Muni Infrastructure	2%	2,348,179	1,922,844	425,335	2,563,792	92%
Muni Share Compensating	0%	210,254	144,977	65,277	193,302	109%
Interstate Telecom	0%	5,386	4,640	746	6,187	87%
GRTR-Internet(HB6)	0%	167,943	-	167,943	-	
	54%	53,888,638	44,035,706	9,852,932	58,714,275	92%
Fund 2 - Muni Capital Outlay GRT	4%	4,082,640	3,627,064	455,576	4,836,085	84%
Fund 29 - Muni Infrastructure (Sports Complex)	2%	2,282,891	1,859,910	422,981	2,479,880	92%
Fund 24 - Municipal Environment (SW Disposal)	1%	1,141,427	944,809	196,618	1,259,745	91%
	7%	7,506,957	6,431,783	1,075,174	8,575,710	88%
Total	61%	61,395,595	50,467,489	10,928,106	67,289,985	91%

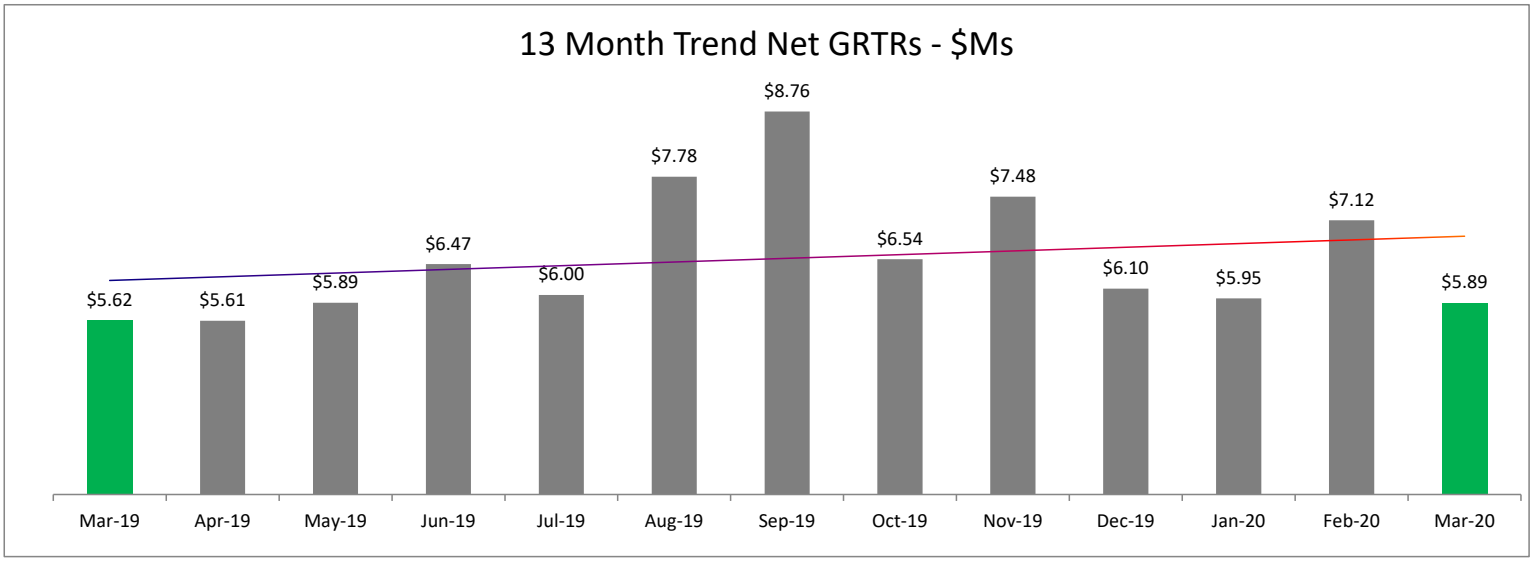

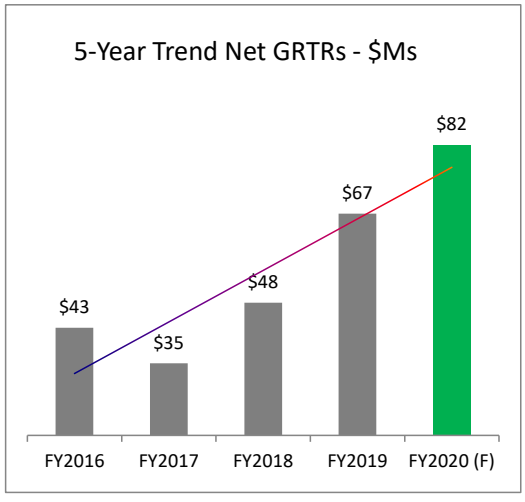

Top 10 Daily Amounts Received				
Count	Total Amt Received	Daily Amount	For the Month/Year	Received Month/Year
1	$8,762,449.97	$282,659.68	July 2019	September 2019
2	$7,780,983.22	$259,366.11	June 2019	August 2019
3	$7,482,736.94	$249,424.56	September 2019	November 2019
4	$7,124,006.63	$229,806.67	December 2019	February 2020
5	$6,539,864.13	$210,963.36	August 2019	October 2019
6	$5,949,394.70	$198,313.16	November 2019	January 2020
7	$6,096,873.62	$196,673.34	October 2019	December 2019
8	$5,811,718.94	$193,723.96	November 2018	January 2019
9	$6,000,353.80	$193,559.80	May 2019	July 2019
10	$5,885,687.40	$189,860.88	Janauary 2020	March 2020

The City of Carlsbad
Total Revenues
FY20 - Period 9 (March 2020)

Total Revenues = $Ms: $100.2

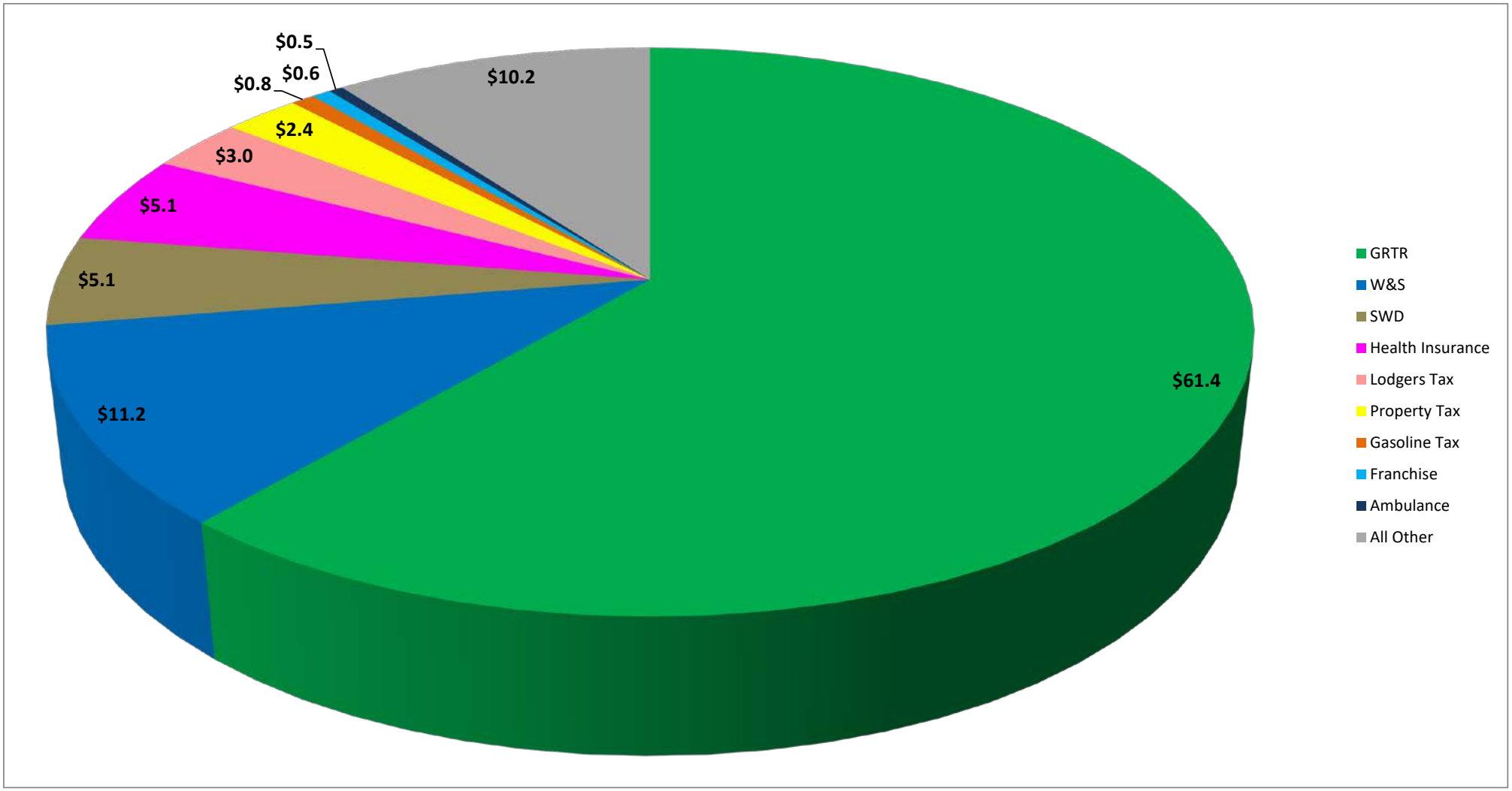

The City of Carlsbad
Total Revenues
FY20 - Period 9 (March 2020)

Total Revenues = $Ms: $100.2

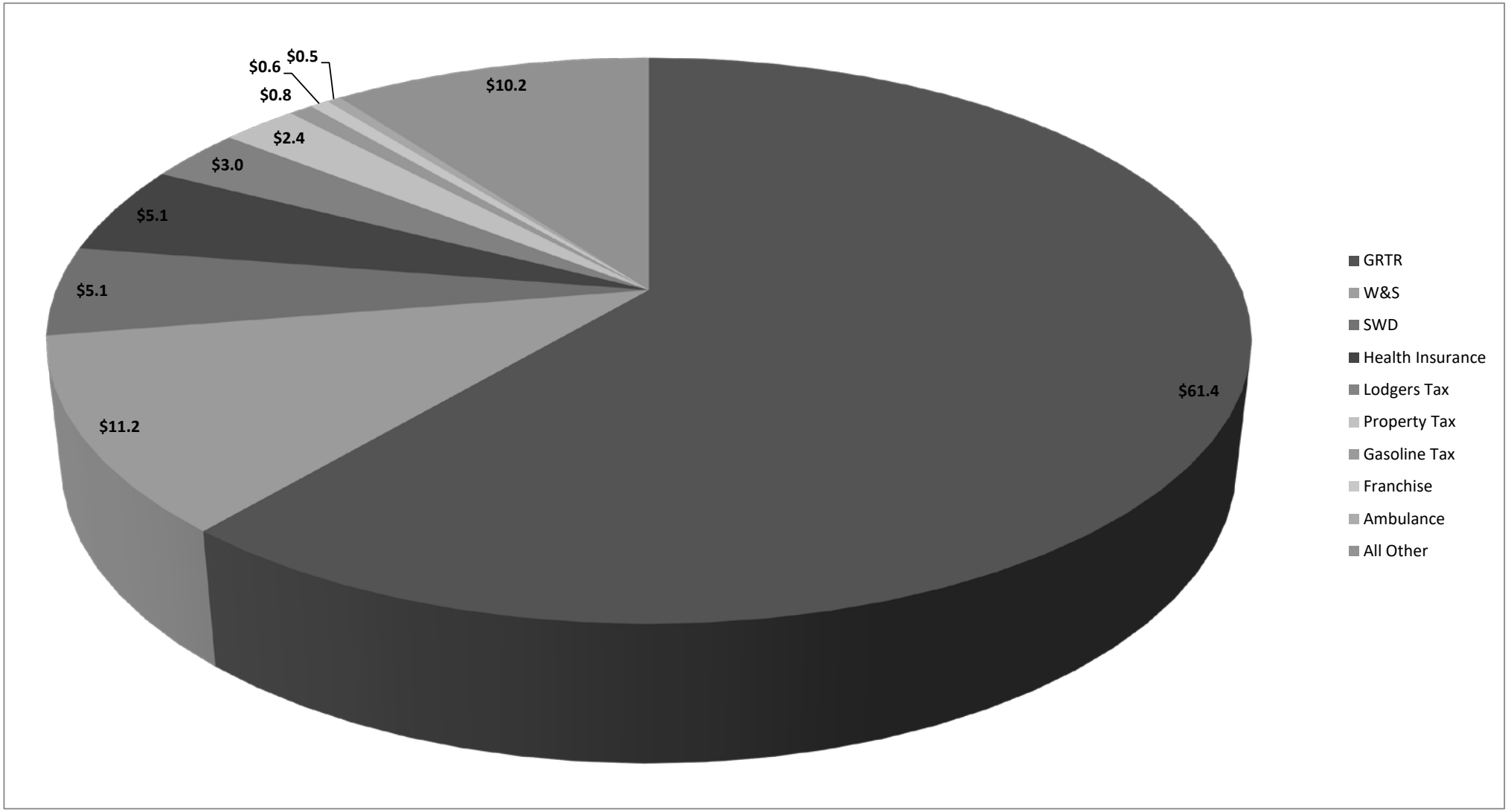

4. Labor

The City of Carlsbad
Labor by Department
FY20 - Period 9 (March 2020)

Fund	Fund Name	Depart	Depart Name	% of Total Labor	July - Sept Actual	July - Sept Adj Bud	July - Sept Fav(Unfav)	Total FY Budget	FY Target 77%
101	General Fund	10110	Mayor & Council	0.1%	55,440	-	(55,440)	-	
101	General Fund	10111	Executive & Legislative	3.3%	1,237,899	1,442,586	204,687	1,875,362	66%
101	General Fund	10112	Judicial	1.2%	439,193	470,998	31,804	612,297	72%
101	General Fund	10113	City Clerk	0.4%	160,598	-	(160,598)	-	
101	General Fund	10114	Human Resources	0.6%	215,524	233,067	17,543	302,987	71%
101	General Fund	10115	Finance-Admin	2.5%	922,163	1,242,595	320,433	1,615,374	57%
101	General Fund	10116	Finance-Cashiers	0.7%	277,588	-	(277,588)	-	
101	General Fund	10117	Information Technology	1.0%	363,592	427,065	63,474	555,185	65%
			Total Administration	9.9%	3,671,997	3,816,312	144,314	4,961,205	74%
101	General Fund	10120	PD - Admin	1.8%	655,703	10,444,408	9,788,705	13,577,730	
101	General Fund	10121	PD - Patrol	13.0%	4,827,574	-	(4,827,574)	-	
101	General Fund	10122	PD - Detective/Criminal Invest	2.9%	1,086,235	-	(1,086,235)	-	
101	General Fund	10123	PD - Community Support	2.5%	930,624	-	(930,624)	-	
101	General Fund	10124	PD - Animal Control	0.4%	148,112	-	(148,112)	-	
101	General Fund	10125	PD - Communications	3.1%	1,166,047	-	(1,166,047)	-	
101	General Fund	10126	PD - Traffic	0.9%	334,225	-	(334,225)	-	
101	General Fund	10127	PD - Professional Standards	0.6%	217,505	-	(217,505)	-	
101	General Fund	10128	PD - Records	0.9%	316,631	-	(316,631)	-	
			Total Police Department	26.1%	9,682,656	10,444,408	761,752	13,577,730	71%
101	General Fund	10130	Fire - Admin	2.7%	1,004,958	7,272,424	6,267,466	9,454,151	
101	General Fund	10132	Fire - EMS	1.8%	650,674	-	(650,674)	-	
101	General Fund	10133	Fire - Suppression	15.6%	5,795,915	-	(5,795,915)	-	
101	General Fund	10134	Fire - PFA	0.7%	244,268	-	(244,268)	-	
			Total Fire Department	20.7%	7,695,815	7,272,424	(423,392)	9,454,151	81%
101	General Fund	10140	Community Development	0.7%	274,310	276,126	1,817	358,964	76%
101	General Fund	10141	Library	1.4%	519,845	542,668	22,823	705,469	74%
101	General Fund	10142	Museum	0.5%	196,152	202,688	6,537	263,495	74%
101	General Fund	10144	Airport	0.7%	248,992	298,363	49,371	387,872	64%
101	General Fund	10145	Riverwalk Recreation	0.9%	337,400	362,892	25,493	471,760	72%
101	General Fund	10146	Golf	1.0%	358,231	433,056	74,825	562,973	64%
101	General Fund	10147	Water Park	0.5%	194,536	218,766	24,230	284,396	68%
101	General Fund	10148	Sr. Rec - San Jose	0.5%	169,280	173,607	4,327	225,689	75%
101	General Fund	10149	Sr. Rec - N. Mesa	0.4%	142,866	146,443	3,578	190,376	75%
101	General Fund	10151	Facility Maintenance	2.0%	760,624	881,138	120,513	1,145,479	66%
			Total Community Develepment & Municipal Servcies	8.6%	3,202,235	3,535,748	333,514	4,596,473	70%
101	General Fund	10152	Streets	3.1%	1,160,166	1,312,618	152,452	1,706,403	68%
101	General Fund	10153	Parks	2.1%	793,910	830,352	36,442	1,079,458	74%
101	General Fund	10154	Community Service	0.9%	330,367	351,932	21,565	457,511	72%
101	General Fund	10155	Garage	2.7%	1,004,702	1,127,019	122,317	1,465,125	69%
101	General Fund	10156	Electrical	1.5%	570,089	686,819	116,730	892,865	64%
101	General Fund	10157	Construction	2.1%	791,404	919,488	128,084	1,195,334	66%
			Total Public Works	12.5%	4,650,638	5,228,228	577,590	6,796,696	68%
101	General Fund	10158	Engineering Services	1.7%	628,539	879,293	250,754	1,143,081	55%
101	General Fund	10160	Planning & Regulation	1.8%	674,087	650,464	(23,623)	845,603	80%
			Total Projects & Planning	3.5%	1,302,627	1,529,757	227,130	1,988,684	66%
			TOTAL GENERAL FUND	**81.4%**	**30,205,967**	**31,826,876**	**1,620,909**	**41,374,939**	**73%**

The City of Carlsbad
Labor by Department
FY20 - Period 9 (March 2020)

Fund	Fund Name	Depart	Depart Name	% of Total Labor	July - Sept Actual	July - Sept Adj Bud	July - Sept Fav(Unfav)	Total FY Budget	FY Target 77%
300	Sports Complex	30000	Sports Complex	1.3%	466,923	539,975	73,053	701,968	67%
570	Municipal Transit	57070	Municipal Transit	2.1%	778,986	861,562	82,576	1,120,030	70%
	Total Other Government Funds			**3.4%**	**1,245,909**	**1,401,537**	**155,628**	**1,821,998**	**68%**
720	Solid Waste Disposal	72030	Solid Waste Disposal	4.8%	1,786,809	1,842,252	55,444	2,394,928	75%
	Total Solid Waste Disposal - Enterprise Fund			**4.8%**	**1,786,809**	**1,842,252**	**55,444**	**2,394,928**	**75%**
700	Water & Sewer	70000	Water	4.7%	1,749,124	1,898,716	149,592	2,468,331	71%
700	Water & Sewer	70001	Waste Water	1.9%	721,891	743,222	21,331	966,188	75%
700	Water & Sewer	70002	Double Eagle	1.8%	666,975	634,245	(32,731)	824,518	81%
700	Water & Sewer	70003	Collection System	1.2%	444,485	504,239	59,754	655,511	68%
700	Water & Sewer	70004	Lab Environmental Services	0.8%	286,335	290,652	4,317	377,848	76%
	Total Water & Sewer - Enterprise Fund			**10.4%**	**3,868,811**	**4,071,074**	**202,263**	**5,292,396**	**73%**
	Total Labor			**100%**	**37,107,495**	**39,141,739**	**2,034,244**	**50,884,261**	**73%**

The City of Carlsbad
Total Labor
FY20 - Period 9 (March 2020)

Administration 3,671,997
% of Total Labor 9.9%

Police Dept 9,682,656
% of Total Labor 26.1%

Fire Dept 7,695,815
% of Total Labor 20.7%

Community Srvcs 3,202,235
% of Total Labor 8.6%

Public Works 4,650,638
% of Total Labor 12.5%

Projects/Planning 1,302,627
% of Total Labor 3.5%

Other Government 1,245,909
% of Total Labor 3.4%

Solid Waste Disposal 1,786,809
% of Total Labor 4.8%

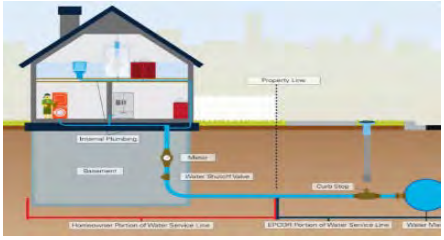

Water & Sewer 3,868,811
% of Total Labor 10.4%

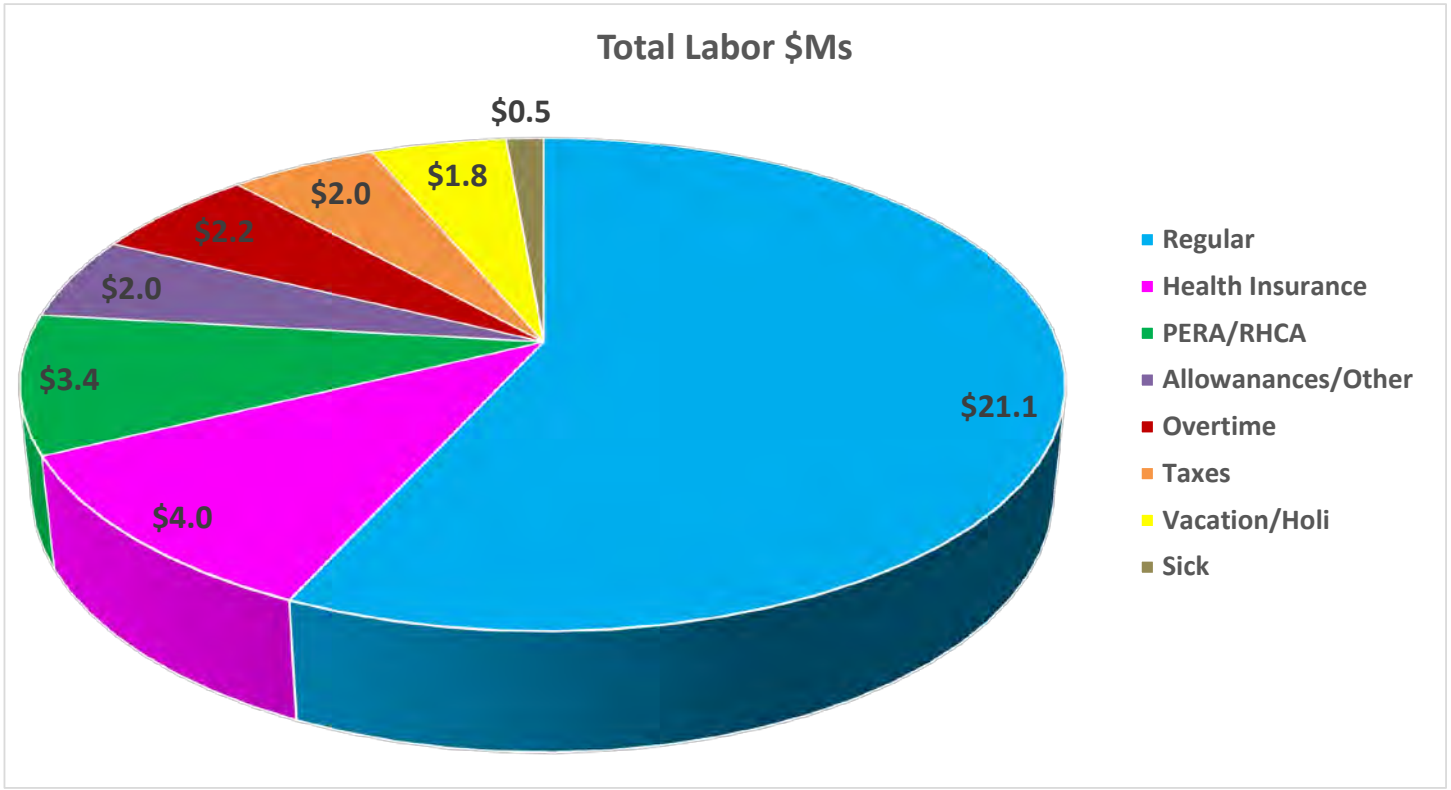

The City of Carlsbad
Total Labor
FY20 - Period 9 (March 2020)

Administration 3,671,997
% of Total Labor 9.9%

Police Dept 9,682,656
% of Total Labor 26.1%

Fire Dept 7,695,815
% of Total Labor 20.7%

Community Srvcs 3,202,235
% of Total Labor 8.6%

Public Works 4,650,638
% of Total Labor 12.5%

Projects/Planning 1,302,627
% of Total Labor 3.5%

Other Government 1,245,909
% of Total Labor 3.4%

Solid Waste Disposal 1,786,809
% of Total Labor 4.8%

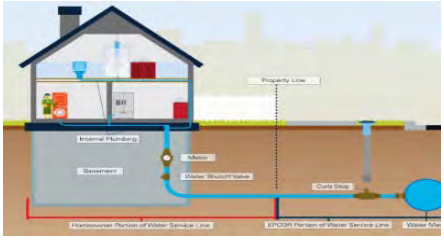

Water & Sewer 3,868,811
% of Total Labor 10.4%

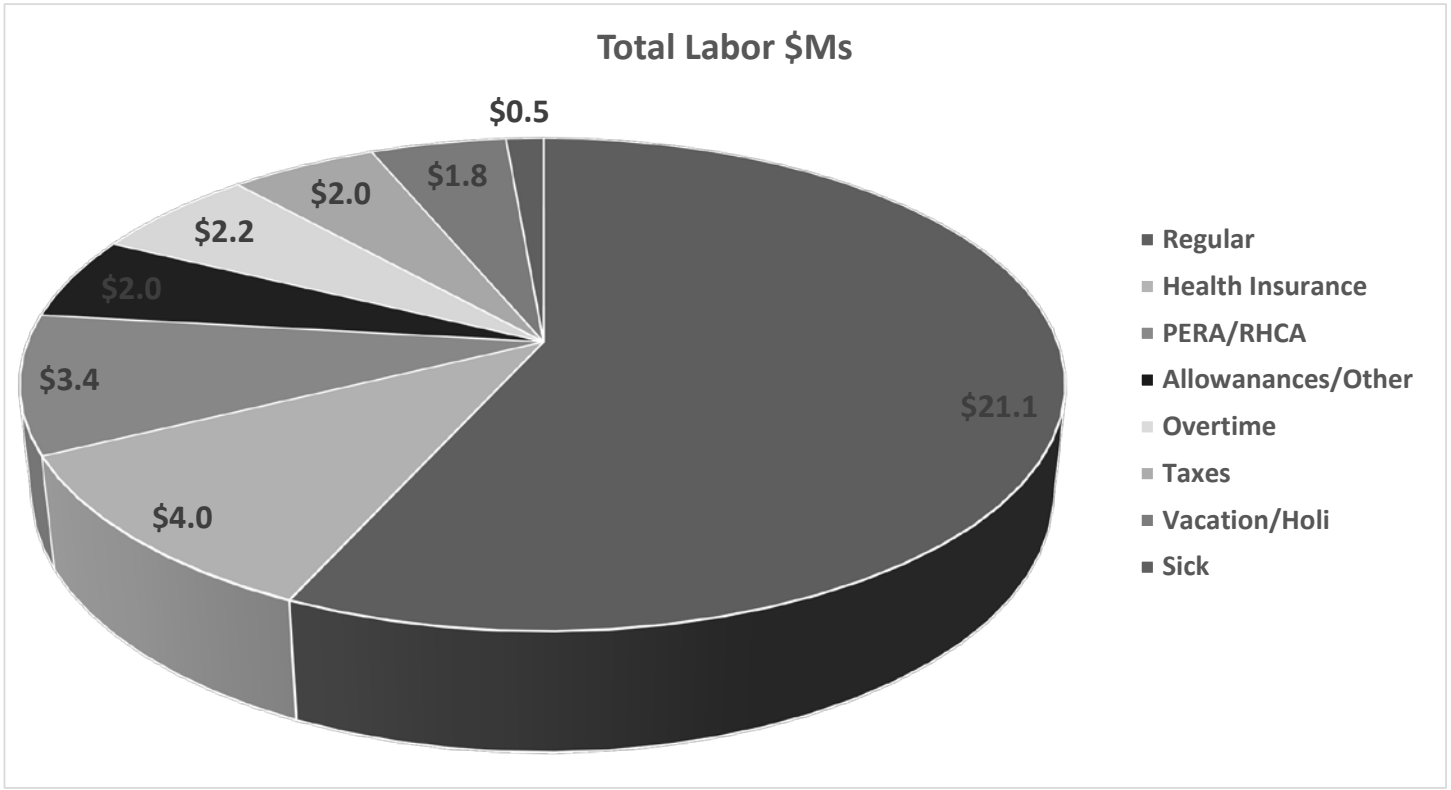

5. Operations

Fund	Fund Name	Dept	Depart Name	% of Total Costs	July - Sept Actual	July - Sept Adj Bud	July - Sept Fav(Unfav)	Total FY Budget	FY Target 75%
101	General Fund	10110	Mayor & Council	0.0%	15,514	-	(15,514)	-	
101	General Fund	10111	Executive & Legislative	2.6%	1,076,605	1,349,906	273,302	1,799,875	60%
101	General Fund	10112	Judicial	0.1%	38,160	58,875	20,715	78,500	49%
101	General Fund	10113	City Clerk	0.0%	8,838	-	(8,838)	-	
101	General Fund	10114	Human Resources	0.0%	6,298	6,525	227	8,700	72%
101	General Fund	10115	Finance-Admin	1.3%	534,980	1,054,200	519,220	1,405,600	38%
101	General Fund	10116	Finance-Cashiers	0.0%	3,063	-	(3,063)	-	
101	General Fund	10117	Information Technology	1.1%	450,655	418,343	(32,312)	557,790	81%
	Total Administration			5.2%	2,134,113	2,887,849	753,736	3,850,465	55%
101	General Fund	10120	PD - Admin	3.1%	1,262,141	1,417,271	155,130	1,889,695	67%
101	General Fund	10121	PD - Patrol	0.1%	52,052	-	(52,052)	-	
101	General Fund	10122	PD - Detective/Criminal Invest	0.0%	42	-	(42)	-	
101	General Fund	10123	PD - Community Support	0.0%	205	-	(205)	-	
101	General Fund	10124	PD - Animal Control	0.0%	105	-	(105)	-	
101	General Fund	10125	PD - Communications	0.0%	330	-	(330)	-	
101	General Fund	10126	PD - Traffic	0.0%	2,199	-	(2,199)	-	
	Total Police Department			3.2%	1,317,075	1,417,271	100,197	1,889,695	70%
101	General Fund	10130	Fire - Admin	0.9%	348,374	912,441	564,067	1,216,588	29%
101	General Fund	10131	Fire - Operations	0.6%	252,613	-	(252,613)	-	
101	General Fund	10132	Fire - EMS	0.1%	48,318	-	(48,318)	-	
101	General Fund	10133	Fire - Suppression	0.2%	68,319	-	(68,319)	-	
101	General Fund	10134	Fire - PFA	0.2%	68,771	-	(68,771)	-	
101	General Fund	10135	Fire - Specialty Teams	0.0%	10,095	-	(10,095)	-	
	Total Fire Department			2.0%	796,491	912,441	115,950	1,216,588	65%
101	General Fund	10140	Community Development	0.3%	103,087	111,000	7,913	148,000	70%
101	General Fund	10141	Library	0.3%	130,446	158,721	28,275	211,628	62%
101	General Fund	10142	Museum	0.2%	90,474	92,625	2,151	123,500	73%
101	General Fund	10143	Performing Arts Center	0.3%	105,990	117,300	11,310	156,400	68%
101	General Fund	10144	Airport	0.2%	67,879	77,061	9,182	102,748	66%
101	General Fund	10145	Riverwalk Recreation	0.2%	88,610	110,813	22,202	147,750	60%
101	General Fund	10146	Golf	0.9%	374,809	489,225	114,416	652,300	57%
101	General Fund	10147	Water Park	0.2%	61,745	101,925	40,180	135,900	45%
101	General Fund	10148	Sr. Rec - San Jose	0.1%	28,666	41,190	12,525	54,920	52%
101	General Fund	10149	Sr. Rec - N. Mesa	0.1%	37,661	45,675	8,014	60,900	62%
101	General Fund	10150	Sr. Rec - Pate	0.0%	5,981	9,825	3,844	13,100	46%
101	General Fund	10151	Facility Maintenance	0.3%	121,402	223,097	101,694	297,462	41%
	Total Community Develepment & Municipal Servcies			3.0%	1,216,751	1,578,456	361,705	2,104,608	58%
101	General Fund	10152	Streets	1.5%	625,338	767,138	141,799	1,022,850	61%
101	General Fund	10153	Parks	1.6%	632,864	788,222	155,358	1,050,963	60%
101	General Fund	10154	Community Service	0.1%	28,154	35,250	7,096	47,000	60%
101	General Fund	10155	Garage	0.2%	90,686	92,400	1,714	123,200	74%
101	General Fund	10156	Electrical	0.1%	34,751	38,550	3,799	51,400	68%
101	General Fund	10157	Construction	0.1%	32,388	43,219	10,831	57,625	56%
101	General Fund	10161	Cemetery	1.0%	398,265	407,115	8,850	542,820	73%
	Total Public Works			4.5%	1,842,445	2,171,893	329,448	2,895,858	64%
101	General Fund	10158	Engineering Services	0.0%	16,227	32,100	15,873	42,800	38%
101	General Fund	10160	Planning & Regulation	0.6%	233,302	491,775	258,473	655,700	36%
	Total Projects & Planning			0.6%	249,529	523,875	274,346	698,500	36%
	TOTAL GENERAL FUND			**18.5%**	**7,556,402**	**9,491,785**	**1,935,382**	**12,655,713**	**60%**
200	GRT Capital Outlay	20000	GRT Capital Outlay	0.3%	128,824	112,976	(15,847)	150,635	86%
201	Capital Projects	20101	Capital Projects	2.4%	1,000,000	750,000	(250,000)	1,000,000	100%
202	Airport Improvements	20202	Airport Improvements	0.0%	7,981	56,034	48,053	74,712	11%
230	Landfill-Closure	23030	Landfill-Closure	0.0%	19,876	66,750	46,874	89,000	22%
	Total Capital Funds			**2.8%**	**1,156,681**	**985,760**	**(170,920)**	**1,314,347**	**88%**

Fund	Fund Name	Dept	Depart Name	% of Total Costs	July - Sept Actual	July - Sept Adj Bud	July - Sept Fav(Unfav)	Total FY Budget	FY Target 75%
300	Sports Complex	30000	Sports Complex	0.8%	325,335	384,692	59,357	512,923	63%
320	Streets Improvement	32020	Streets Improvement	0.0%	-	67,500	67,500	90,000	0%
350	Local Government Correction	35050	Local Government Correction	0.4%	148,778	393,750	244,972	525,000	28%
	Total Special Revenue Funds			**1.2%**	**474,113**	**845,942**	**371,829**	**1,127,923**	**42%**
400	Disaster Preparedness	40000	Disaster Preparedness	3.3%	1,340,000	1,111,962	(228,038)	1,482,617	90%
401	Insurance	40101	Insurance	2.9%	1,194,613	1,013,391	(181,222)	1,351,188	88%
402	Workers' Compensation	40202	Workers' Compensation	1.0%	396,843	476,250	79,407	635,000	62%
420	Health Insurance	42020	Health Insurance	12.7%	5,167,348	4,537,500	(629,848)	6,050,000	85%
	Total Insurance Funds			**19.8%**	**8,098,804**	**7,139,103**	**(959,701)**	**9,518,805**	**85%**
500	Fire Protection	50000	Fire Protection	0.0%	4,920	-	(4,920)	-	
520	Law Enforcement Protection	52020	Law Enforcement Protection	0.1%	58,663	51,750	(6,913)	69,000	85%
550	Beautification	55050	Beautification	0.1%	26,142	34,578	8,436	46,104	57%
570	Municipal Transit	57070	Municipal Transit	0.3%	116,782	149,419	32,636	199,225	59%
	Total Grant Funds			**0.5%**	**206,507**	**235,747**	**29,239**	**314,329**	**66%**
600	LT-Promotional	60000	LT-Promotional	1.7%	687,031	1,597,243	910,212	2,129,657	32%
650	LT-Non Promotional	65000	LT-Non Promotional	1.1%	442,463	559,873	117,410	746,497	59%
	Total Lodgers' Tax			**2.8%**	**1,129,493**	**2,157,116**	**1,027,622**	**2,876,154**	**39%**
700	Water & Sewer	70000	Water	3.8%	1,548,204	1,665,273	117,069	2,220,364	70%
700	Water & Sewer	70001	Waste Water	0.8%	318,422	327,794	9,372	437,058	73%
700	Water & Sewer	70002	Double Eagle	0.5%	184,955	241,875	56,920	322,500	57%
700	Water & Sewer	70003	Collection System	0.6%	229,206	225,713	(3,493)	300,950	76%
700	Water & Sewer	70004	Lab Environmental Services	0.1%	29,558	31,500	1,942	42,000	70%
	Total Water & Sewer			**5.7%**	**2,310,346**	**2,492,154**	**181,809**	**3,322,872**	**70%**
720	Solid Waste Disposal	72030	Solid Waste Disposal	1.9%	791,076	874,238	83,162	1,165,650	68%
720	Solid Waste Disposal	72031	Sandpoint Landfill	1.8%	717,537	1,125,000	407,463	1,500,000	48%
	Total Solid Waste Disposal			**3.7%**	**1,508,613**	**1,999,238**	**490,625**	**2,665,650**	**57%**
750	Special Museum	75060	Special Museum	0.0%	6,593	8,250	1,657	11,000	60%
	Other Enterprise Funds			**0.0%**	**6,593**	**8,250**	**1,657**	**11,000**	**60%**
800	Bonds-Water & Sewer	80001	Bonds-2009 W&S	31.6%	12,885,260	9,965,537	(2,919,723)	13,287,382	97%
802	Bonds-GRT Capital Outlay	80202	Bonds-GRT Capital Outlay	0.1%	29,321	3,181,393	3,152,072	4,241,857	1%
820	NMFA-Governmental	82020	NMFA-Governmental	9.9%	4,022,822	423,067	(3,599,755)	564,089	713%
850	NMFA-Water & Sewer	85050	NMFA-Water & Sewer	3.3%	1,331,397	1,686,003	354,606	2,248,004	59%
870	NMFA-Solid Waste Disposal	87070	NMFA-Solid Waste Disposal	0.0%	5,502	94,655	89,153	126,207	4%
	Total Debt Service			**44.8%**	**18,274,301**	**15,350,654**	**(2,923,647)**	**20,467,539**	**89%**
900	Permanent W&S	90000	Permanent W&S	0.0%	7,451	8,250	799	11,000	68%
950	WIPP Accel Impact	95050	WIPP Accel Impact	0.2%	91,013	68,250	(22,763)	91,000	100%
	Total Agency Funds			**0.2%**	**98,464**	**76,500**	**(21,964)**	**102,000**	**97%**
	Total Operations			**100.0%**	**40,820,318**	**40,782,249**	**(38,069)**	**54,376,332**	**75%**

6. Capital & Project Central

Fund	Fund Name	Dept	Depart Name	% of Total Costs	July - Sept Actual	July - Sept Adj Bud	July - Sept Fav(Unfav)	Total FY Budget	FY Target 75%
101	General Fund	10111	Executive & Legislative	0.0%	4,540	300,000	295,460	400,000	1%
101	General Fund	10112	Judicial	0.0%	8,820	30,000	21,180	40,000	22%
101	General Fund	10113	City Clerk	0.5%	108,078	120,000	11,922	160,000	
101	General Fund	10115	Finance-Admin	0.6%	140,696	164,075	23,380	218,767	64%
101	General Fund	10117	Information Technology	0.4%	89,689	68,250	(21,439)	91,000	99%
	Total Administration			1.5%	351,822	682,325	330,503	909,767	39%
101	General Fund	10120	PD - Admin	2.3%	547,684	623,345	75,661	831,126	66%
101	General Fund	10121	PD - Patrol	0.0%	-	-	-	-	
101	General Fund	10122	PD - Detective/Criminal Invest	0.0%	-	-	-	-	
101	General Fund	10123	PD - Community Support	0.0%	-	-	-	-	
101	General Fund	10124	PD - Animal Control	0.0%	-	-	-	-	
101	General Fund	10125	PD - Communications	0.0%	-	-	-	-	
101	General Fund	10126	PD - Traffic	0.0%	-	-	-	-	
	Total Police Department			2.3%	547,684	623,345	75,661	831,126	66%
101	General Fund	10130	Fire - Admin	3.3%	771,771	1,712,749	940,978	2,283,665	34%
101	General Fund	10131	Fire - Operations	0.0%	-	-	-	-	
101	General Fund	10132	Fire - EMS	0.0%	-	-	-	-	
101	General Fund	10133	Fire - Suppression	0.0%	-	-	-	-	
101	General Fund	10134	Fire - PFA	0.0%	-	-	-	-	
101	General Fund	10135	Fire - Specialty Teams	0.0%	-	-	-	-	
	Total Fire Department			3.3%	771,771	1,712,749	940,978	2,283,665	34%
101	General Fund	10140	Community Development	0.4%	86,301	274,350	188,049	365,800	24%
101	General Fund	10141	Library	0.1%	15,000	103,500	88,500	138,000	11%
101	General Fund	10142	Museum	0.1%	27,915	434,250	406,335	579,000	5%
101	General Fund	10143	Performing Arts Center	1.8%	437,427	412,500	(24,927)	550,000	80%
101	General Fund	10144	Airport	0.3%	62,160	227,919	165,759	303,892	20%
101	General Fund	10145	Riverwalk Recreation	0.2%	36,146	117,218	81,072	156,290	23%
101	General Fund	10146	Golf	0.8%	178,375	381,000	202,625	508,000	35%
101	General Fund	10147	Water Park	0.0%	-	7,500	7,500	10,000	0%
101	General Fund	10149	Sr. Rec - N. Mesa	0.1%	28,546	56,865	28,319	75,820	38%
101	General Fund	10150	Sr. Rec - Pate	0.0%	-	56,250	56,250	75,000	0%
101	General Fund	10151	Facility Maintenance	0.3%	60,709	95,373	34,664	127,164	48%
	Total Community Development & Municipal Servcies			3.9%	932,578	2,166,725	1,234,147	2,888,966	32%
101	General Fund	10152	Streets	0.4%	85,253	237,000	151,748	316,000	27%
101	General Fund	10153	Parks	2.2%	515,816	1,138,760	622,944	1,518,347	34%
101	General Fund	10155	Garage	0.1%	33,607	51,375	17,768	68,500	49%
101	General Fund	10156	Electrical	0.0%	-	26,654	26,654	35,539	0%
101	General Fund	10157	Construction	0.1%	19,511	15,750	(3,761)	21,000	93%
101	General Fund	10161	Cemetery	0.0%	213	237,750	237,537	317,000	0%
	Total Public Works			2.8%	654,399	1,707,289	1,052,890	2,276,386	29%
101	General Fund	10158	Engineering Services	2.9%	682,365	825,000	142,635	1,100,000	62%
101	General Fund	10160	Planning & Regulation	0.6%	137,771	502,500	364,729	670,000	21%
	Total Projects & Planning			3.5%	820,136	1,327,500	507,364	1,770,000	46%
	TOTAL GENERAL FUND			**17.2%**	**4,078,389**	**8,219,933**	**4,141,544**	**10,959,910**	**37%**
200	GRT Capital Outlay	20000	GRT Capital Outlay	1.7%	392,669	477,986	85,317	637,314	62%
201	Capital Projects	20101	Capital Projects	20.4%	4,828,731	8,486,962	3,658,231	11,315,949	43%
202	Airport Improvements	20202	Airport Improvements	10.2%	2,413,815	2,754,251	340,436	3,672,335	66%
220	Landfill-Reserve	22020	Landfill-Reserve	0.0%	-	7,500	7,500	10,000	0%
	Total Capital Funds			**32.2%**	**7,635,215**	**11,726,699**	**4,091,484**	**15,635,598**	**49%**

Fund	Fund Name	Dept	Depart Name	% of Total Costs	July - Sept Actual	July - Sept Adj Bud	July - Sept Fav(Unfav)	Total FY Budget	FY Target 75%
300	Sports Complex	30000	Sports Complex	0.8%	180,414	236,241	55,826	314,987	57%
320	Streets Improvement	32020	Streets Improvement	5.6%	1,320,135	2,777,075	1,456,939	3,702,766	36%
	Total Special Revenue Funds			**6.3%**	**1,500,550**	**3,013,315**	**1,512,765**	**4,017,753**	**37%**
500	Fire Protection	50000	Fire Protection	1.2%	282,486	676,714	394,228	902,285	31%
501	Emergency Medical Services	50101	Emergency Medical Services	0.1%	19,995	15,000	(4,995)	20,000	100%
570	Municipal Transit	57070	Municipal Transit	0.0%	-	229,112	229,112	305,483	0%
580	CDBG Grant	58080	CDBG Grant	0.0%	5,000	375,000	370,000	500,000	1%
	Total Grant Funds			**1.3%**	**307,481**	**1,295,826**	**988,345**	**1,727,768**	**18%**
600	LT-Promotional	60000	LT-Promotional	0.0%	8,328	60,745	52,417	80,993	10%
650	LT-Non Promotional	65000	LT-Non Promotional	3.6%	840,671	3,282,213	2,441,542	4,376,284	19%
	Total Lodgers' Tax			**3.6%**	**848,999**	**3,342,958**	**2,493,959**	**4,457,277**	**19%**
700	Water & Sewer	70000	Water	1.7%	408,404	3,287,936	2,879,532	4,383,915	9%
700	Water & Sewer	70001	Waste Water	1.3%	304,506	675,000	370,494	900,000	34%
700	Water & Sewer	70002	Double Eagle	35.1%	8,317,640	8,238,617	(79,024)	10,984,822	76%
700	Water & Sewer	70003	Collection System	0.4%	87,701	1,525,947	1,438,246	2,034,596	4%
	Total Water & Sewer			**38.5%**	**9,118,251**	**13,727,500**	**4,609,249**	**18,303,333**	**50%**
720	Solid Waste Disposal	72030	Solid Waste Disposal	0.8%	189,861	412,500	222,639	550,000	35%
	Total Solid Waste Disposal			**0.8%**	**189,861**	**412,500**	**222,639**	**550,000**	**35%**
	Total Capital			**100.0%**	**23,678,745**	**41,738,730**	**18,059,985**	**55,651,640**	**43%**

City of Carlsbad, NM
Project Central
as of: May 12, 2020

Project Code	Status	Description	Project Type	Department	Dept Name	Revised Budget	Actuals	Project Balance	Encumbrances	Requistitions
100164	Closed	FY20-SENMEDD	OA	111	Executive & Legislative	7,641.00	7,641.00	-	-	-
100165	Active	FY20-Mainstreet	OA	111	Executive & Legislative	72,000.00	54,000.00	18,000.00	18,000.00	-
100166	Active	FY20-SNMCAC	OA	111	Executive & Legislative	10,500.00	7,875.00	2,625.00	7,125.00	-
100167	Closed	FY20-CMC Summer Academy	OA	111	Executive & Legislative	39,000.00	39,000.00	-	-	-
100168	Closed	FY20-CMC Citizenship	OA	111	Executive & Legislative	7,000.00	7,000.00	-	-	-
100169	Closed	FY20-CMC Tutoring	OA	111	Executive & Legislative	25,000.00	25,000.00	-	-	-
100170	Closed	FY20-CMC Natatorium	OA	111	Executive & Legislative	20,000.00	13,000.00	7,000.00	-	-
100171	Closed	FY20-CMC STEAM	OA	111	Executive & Legislative	15,000.00	15,000.00	-	-	-
100172	Closed	FY20-Comm of Hope	OA	111	Executive & Legislative	18,000.00	18,000.00	-	-	-
100173	Closed	FY20-Transitional Housing	OA	111	Executive & Legislative	32,000.00	32,000.00	-	-	-
100174	Active	FY20-Teen Court	OA	111	Executive & Legislative	24,000.00	18,000.00	6,000.00	6,000.00	-
100175	Active	FY20-COC Retirement	OA	111	Executive & Legislative	45,000.00	32,663.30	12,336.70	12,336.70	-
100176	Active	FY20-Child Advocacy	OA	111	Executive & Legislative	20,000.00	15,000.00	5,000.00	5,000.00	-
100177	Active	FY20-ELEA	OA	111	Executive & Legislative	40,000.00	-	40,000.00	40,000.00	-
100178	Closed	FY20-Crimestoppers	OA	111	Executive & Legislative	10,000.00	10,000.00	-	-	-
100179	Closed	FY20-Boys & Girls Club	OA	111	Executive & Legislative	51,000.00	51,000.00	-	-	-
100180	Closed	FY20-CMC Summer Rec	OA	111	Executive & Legislative	15,000.00	15,000.00	-	-	-
100181	Active	FY20-CDOD	OA	111	Executive & Legislative	344,000.00	267,999.97	76,000.03	76,000.03	-
100245	Closed	CO-Mainstreet	OA	111	Executive & Legislative	5,687.50	5,687.50	-	-	-
100246	Closed	CO-SNMCAC	OA	111	Executive & Legislative	2,500.00	2,500.00	-	-	-
100247	Closed	CO-Teen Court	OA	111	Executive & Legislative	4,725.00	4,725.00	-	-	-
100248	Closed	CO-COC Retirement	OA	111	Executive & Legislative	5,360.00	-	5,360.00	-	-
100263	Closed	FY20-Mission Carlsbad	OA	111	Executive & Legislative	10,000.00	10,000.00	-	-	-
100274	Active	FY20-City Improvement Projects	CAP	111	Executive & Legislative	191,900.00	210,930.89	(19,030.89)	25,460.18	-
100307	Active	FY20-Council Chamber Remodel	CAP	111	Executive & Legislative	150,000.00	-	150,000.00	1,926.86	-
100002	Closed	FY20-Heavy Dty Chairs/Gnging Device	CAP	112	Judicial	11,285.81	8,820.00	2,465.81	-	-
100003	Closed	FY20-Justice Systems Inc	CAP	112	Judicial	25,000.00	-	25,000.00	-	-
100004	Active	FY20-Intercom/Speaker System	OP	112	Judicial	3,714.19	-	3,714.19	-	-
100001	Active	FY20-City Clerk-Document Management	CAP	113	City Clerk	160,000.00	130,867.93	29,132.07	27,287.14	-
100125	Active	CO-Tyler-Munis	CAP	115	Finance-Admin	218,766.95	143,245.67	75,521.28	11,254.56	-
100227	Closed	CO-Fiber Network	CAP	117	Information Technology	85,000.00	85,000.00	-	-	-
100291	Closed	FY20-Cameras Heritage Park	OP	117	Information Technology	6,000.00	4,688.65	1,311.35	-	-
100010	Closed	FY20-Panasonic VOIP Phone System	CAP	120	PD - Admin	85,000.00	73,879.40	11,120.60	-	-
100011	Active	FY20-Evidence Room Expansion	CAP	120	PD - Admin	16,000.00	9,930.48	6,069.52	6,045.01	-
100012	Active	FY20-Mobile Storage	CAP	120	PD - Admin	28,000.00	25,876.07	2,123.93	1,154.67	-
100013	Closed	FY20-Cargo Trailer	CAP	120	PD - Admin	9,000.00	9,000.00	-	-	-
100014	Active	FY20-2020 Chevrolet Silverado 2500	CAP	120	PD - Admin	42,709.00	-	42,709.00	41,910.68	-
100015	Closed	FY20-PD 3rd Floor Lighting Upgrade	CAP	120	PD - Admin	8,000.00	7,879.39	120.61	-	-

Project Code	Status	Description	Project Type	Department	Dept Name	Revised Budget	Actuals	Project Balance	Encumbrances	Requistitions
100016	Closed	FY20-Radio Monitoring System	CAP	120	PD - Admin	22,100.00	22,056.62	43.38	-	-
100017	Closed	FY20-Evidence Unit Bed Toppers	CAP	120	PD - Admin	11,000.00	8,500.00	2,500.00	-	-
100018	Active	FY20-4th Floor Remodel	CAP	120	PD - Admin	50,000.00	-	50,000.00	46,287.69	-
100019	Active	FY20-Police Units	CAP	120	PD - Admin	302,500.00	170,022.38	132,477.62	131,884.57	-
100020	Closed	FY20-Police Unit Upfits	CAP	120	PD - Admin	126,500.00	126,456.26	43.74	-	-
100021	Closed	FY20-Tactical Electronic Core Pole	CAP	120	PD - Admin	9,700.00	9,665.69	34.31	-	-
100022	Closed	FY20-Ultimate Training Munitions	OP	120	PD - Admin	9,285.00	7,749.00	1,536.00	-	-
100023	Closed	FY20-FARO	CAP	120	PD - Admin	60,000.00	58,161.16	1,838.84	-	-
100024	Closed	FY20-FARO Handheld Scanner	CAP	120	PD - Admin	10,000.00	9,434.41	565.59	-	-
100025	Closed	FY20-IAPro and BlueTeam	CAP	120	PD - Admin	19,650.00	16,626.00	3,024.00	-	-
100126	Closed	CO-Tyler-New World Public Safety	CAP	120	PD - Admin	1,682.05	-	1,682.05	-	-
100293	Closed	FY20-Portable Light	CAP	120	PD - Admin	-	-	-	-	-
100294	Closed	FY20-Gate Repair	CAP	120	PD - Admin	10,000.00	8,010.56	1,989.44	-	-
100308	Active	FY20-Kinetic Breaching Tool	CAP	120	PD - Admin	10,000.00	-	10,000.00	9,741.00	-
100026	Active	FY20-Ambulance	CAP	130	Fire - Admin	270,000.00	17,503.80	252,496.20	249,818.00	-
100027	Active	FY20-A-1/PFA Remodel	CAP	130	Fire - Admin	75,000.00	12,365.35	62,634.65	14,254.23	-
100028	Closed	FY20-Auto Pulse	CAP	130	Fire - Admin	70,875.00	70,875.00	-	-	-
100029	Closed	FY20-2-D Scanner	CAP	130	Fire - Admin	11,000.00	8,962.76	2,037.24	-	-
100030	Active	FY20-Station 2 Remodel	CAP	130	Fire - Admin	60,000.00	12,917.49	47,082.51	38,752.49	-
100031	Closed	FY20-Admin Vehicle	CAP	130	Fire - Admin	40,000.00	39,732.68	267.32	-	-
100032	Closed	FY20-Cardiac Monitor	CAP	130	Fire - Admin	35,000.00	33,610.00	1,390.00	-	-
100033	Closed	FY20-U-capit Lockers	CAP	130	Fire - Admin	-	-	-	-	-
100034	Closed	FY20-SCBA s	CAP	130	Fire - Admin	22,000.00	18,821.70	3,178.30	-	-
100035	Closed	FY20-Vehicle Scanner	CAP	130	Fire - Admin	15,000.00	14,995.00	5.00	-	-
100036	Closed	FY20-Tire Changing Machine	CAP	130	Fire - Admin	13,000.00	7,862.49	5,137.51	-	-
100037	Closed	FY20-Tire Balancer	CAP	130	Fire - Admin	8,000.00	6,768.98	1,231.02	-	-
100214	Active	CO-Fire Station 6	CAP	130	Fire - Admin	2,767,285.00	1,077,966.56	1,689,318.44	1,547,622.04	-
100228	Closed	CO-Tyler	CAP	130	Fire - Admin	-	-	-	-	-
100229	Closed	CO-Portable Light Tower	CAP	130	Fire - Admin	9,990.00	9,990.00	-	-	-
100276	Closed	FY20-Boat Motor	CAP	130	Fire - Admin	15,000.00	12,450.00	2,550.00	-	-
100280	Active	FY20-Bunker Gear	OP	130	Fire - Admin	125,000.00	-	125,000.00	93,953.60	-
100284	Active	FY20-Exhaust Extraction System	CAP	130	Fire - Admin	147,300.27	-	147,300.27	145,800.00	-
100084	Active	FY20-Potash Park	CAP	140	Community Development	80,000.00	-	80,000.00	-	-
100085	Active	FY20-Alnon Building	CAP	140	Community Development	20,000.00	-	20,000.00	19,692.00	-
100086	Active	FY20-HAP Phase 3	CAP	140	Community Development	201,603.00	27,436.98	174,166.02	174,030.59	-
100290	Closed	FY20-EDD Mainstreet Grant	OP	140	Community Development	50,000.00	50,000.00	-	-	-
100297	Closed	CO-PRV Gazebo	CAP	140	Community Development	65,800.00	65,772.75	27.25	-	-
100073	Closed	FY20-Security Camera System Upgrade	CAP	141	Library	15,000.00	15,000.00	-	-	-

Project Code	Status	Description	Project Type	Department	Dept Name	Revised Budget	Actuals	Project Balance	Encumbrances	Requistitions
100074	Active	FY20-Phased Lighting	CAP	141	Library	40,020.00	-	40,020.00	40,016.14	-
100075	Active	FY20-Flooring	CAP	141	Library	34,980.00	-	34,980.00	34,029.35	-
100076	Closed	FY20-Shelving & Seating	CAP	141	Library	48,000.00	-	48,000.00	-	-
100260	Active	FY20-Library State-Grants-in-Aid	OP	141	Library	9,403.85	6,526.39	2,877.46	2,500.00	-
100261	Active	FY20-Library GO Bond	OP	141	Library	73,723.85	16,364.52	57,359.33	-	-
100077	Active	FY20-HVAC Upgrade	CAP	142	Museum	570,000.00	21,324.12	548,675.88	535,064.26	-
100078	Active	FY20-HAP Camera Upgrade	CAP	142	Museum	9,000.00	6,590.53	2,409.47	-	-
100090	Active	FY20-Parking Lot Improvements	CAP	143	Performing Arts Center	72,364.54	22,793.12	49,571.42	8,111.55	-
100132	Closed	CO-Fire Suppression System	CAP	143	Performing Arts Center	396,235.46	396,235.46	-	-	-
100302	Active	FY-20 Performing Arts Bldg Impv	CAP	143	Performing Arts Center	81,400.00	24,551.67	56,848.33	56,835.84	-
100064	Active	FY20-Crack Seal/Surface Seal	CAP	144	Airport	70,000.00	69,431.54	568.46	-	-
100065	Active	FY20-Hard Stands on Ramp	CAP	144	Airport	160,000.00	7,268.19	152,731.81	142,991.27	-
100066	Closed	FY20-Snow Plow Attachment	CAP	144	Airport	6,088.92	6,088.92	-	-	-
100232	Closed	CO-Fencing-Airport	CAP	144	Airport	48,803.33	48,803.33	-	-	-
100316	Closed	FY20-Sewer line replacement	CAP	144	Airport	19,000.00	-	19,000.00	-	-
100005	Active	FY20-Security Cameras	CAP	145	Riverwalk Recreation	18,000.00	13,527.42	4,472.58	4,472.28	-
100006	Active	FY20-LED Lighting	CAP	145	Riverwalk Recreation	7,000.00	7,000.00	-	-	-
100007	Active	FY20-Exterior Paint/Construction	CAP	145	Riverwalk Recreation	99,010.00	6,458.75	92,551.25	2,152.91	-
100008	Active	FY20-Gas Vents	CAP	145	Riverwalk Recreation	16,290.00	-	16,290.00	-	-
100009	Active	FY20-High Volume Ceiling Fans	CAP	145	Riverwalk Recreation	15,990.00	10,430.00	5,560.00	5,560.00	-
100047	Active	FY20-Recirculation/Aeration	CAP	146	Golf	123,080.00	89,230.09	33,849.91	33,792.50	-
100048	Active	FY20-Pro Shop Repairs/Paint	CAP	146	Golf	253,100.00	67,997.54	185,102.46	185,004.92	-
100049	Closed	FY20-John Deere Gator 2030A	CAP	146	Golf	29,000.00	28,891.73	108.27	-	-
100050	Closed	FY20-John Deere TC125	CAP	146	Golf	14,000.00	11,394.12	2,605.88	-	-
100051	Closed	FY20-Pond #7 Fill	CAP	146	Golf	26,920.00	26,911.45	8.55	-	-
100052	Active	FY20-Driving Range Lighting	CAP	146	Golf	50,000.00	-	50,000.00	19,539.64	-
100127	Active	CO-Effluent Pond	CAP	146	Golf	70,000.00	21,947.18	48,052.82	21,087.00	-
100072	Active	FY20-Security System	CAP	147	Water Park	10,000.00	-	10,000.00	-	-
100088	Active	FY20-Update Doors	CAP	149	Sr. Rec - N. Mesa	15,588.75	-	15,588.75	-	14,238.77
100089	Active	FY20-Storage Building	CAP	149	Sr. Rec - N. Mesa	12,000.00	8,670.00	3,330.00	147.96	(650.00)
100264	Active	CO-Lapidary	CAP	149	Sr. Rec - N. Mesa	21,920.00	15,932.90	5,987.10	92.47	-
100269	Active	FY20-HVAC-North Mesa	CAP	149	Sr. Rec - N. Mesa	16,811.25	16,811.25	-	-	-
100270	Active	FY20-Shelving-North Mesa	CAP	149	Sr. Rec - N. Mesa	6,500.00	-	6,500.00	-	-
100087	Active	FY20-San Jose Ctr Improvements	CAP	150	Sr. Rec - Pate	75,000.00	-	75,000.00	-	-
100067	Closed	FY20-Scissor Lift	CAP	151	Facility Maintenance	11,000.00	11,000.00	-	-	-
100068	Active	FY20-Chevy 2500	CAP	151	Facility Maintenance	43,026.00	43,026.00	-	-	-
100069	Closed	FY20-Flooring HR	OP	151	Facility Maintenance	1,607.00	1,607.00	-	-	-
100070	Active	FY20-Interior Paint 1st Floor	CAP	151	Facility Maintenance	12,000.00	985.12	11,014.88	9,149.89	-

Project Code	Status	Description	Project Type	Department	Dept Name	Revised Budget	Actuals	Project Balance	Encumbrances	Requistitions
100071	Active	FY20-Alnon Building	CAP	151	Facility Maintenance	18,000.00	9,981.82	8,018.18	1,505.61	-
100131	Closed	CO-HVAC System City Hall	CAP	151	Facility Maintenance	37,138.00	37,134.58	3.42	-	-
100038	Active	FY20-Paint Machine	CAP	152	Streets	146,888.00	146,888.00	-	-	-
100039	Closed	FY20-Tractor	CAP	152	Streets	63,000.00	58,535.79	4,464.21	-	-
100040	Closed	FY20-Brush Hog	CAP	152	Streets	27,000.00	26,716.71	283.29	-	-
100285	Active	FY20-Fence Drainage Pond	CAP	152	Streets	17,000.00	13,162.71	3,837.29	-	-
100295	Active	FY20-Street Sweeper	CAP	152	Streets	27,000.00	-	27,000.00	26,536.08	-
100298	Active	FY20 Security Light	CAP	152	Streets	12,000.00	-	12,000.00	10,764.58	-
100300	Active	FY20-Telephone System	CAP	152	Streets	20,000.00	-	20,000.00	18,678.69	-
100054	Active	FY20-Trees/Irrigation	CAP	153	Parks	20,000.00	6,802.91	13,197.09	12,229.38	-
100055	Active	FY20-Erosion Control	CAP	153	Parks	250,000.00	101,456.17	148,543.83	144,998.89	-
100056	Active	FY20-Boat & Dock Repairs	CAP	153	Parks	30,000.00	22,858.08	7,141.92	871.90	-
100057	Active	FY20-Top of Beach Remediation	CAP	153	Parks	195,000.00	138,802.29	56,197.71	38,520.40	-
100058	Active	FY20-Restroom Cass Park	CAP	153	Parks	70,000.00	68,110.28	1,889.72	1,119.52	-
100059	Closed	FY20-Beach Parking Lot	CAP	153	Parks	13,000.00	10,121.44	2,878.56	-	-
100060	Active	FY20-Resurface Radio Control	CAP	153	Parks	50,000.00	-	50,000.00	49,947.65	-
100061	Active	FY20-Lighting-Beach Parking Lot	CAP	153	Parks	30,000.00	20,167.97	9,832.03	-	-
100062	Active	FY20-Heritage Park Water Feature	CAP	153	Parks	25,000.00	-	25,000.00	6,547.50	-
100063	Closed	FY20-Sprayer/Gator	CAP	153	Parks	45,025.00	40,604.49	4,420.51	-	-
100128	Active	CO-Water Meters	CAP	153	Parks	15,274.00	-	15,274.00	-	-
100129	Closed	CO-Restroom Troy Young Park	CAP	153	Parks	-	-	-	-	-
100130	Active	CO-Engineering Upper Dam	CAP	153	Parks	80,555.00	-	80,555.00	-	-
100222	Active	FY20-Floating Work Platform	CAP	153	Parks	25,000.00	-	25,000.00	-	-
100226	Active	FY20-Park Improvements	CAP	153	Parks	396,477.59	219,344.30	177,133.29	25,117.76	985.00
100230	Active	CO-Ray Anaya Irrigation	CAP	153	Parks	10,690.00	-	10,690.00	-	-
100231	Closed	CO-Fitness Park	CAP	153	Parks	44,325.00	45,309.72	(984.72)	-	-
100286	Closed	FY20-Flumes Lighting	CAP	153	Parks	18,000.00	17,236.80	763.20	-	-
100306	Active	FY20-Beach Parking Lot Upgrades	CAP	153	Parks	200,000.00	2,700.75	197,299.25	-	-
100041	Closed	FY20-Hydraulic Crimp Machine	CAP	155	Garage	9,000.00	9,000.00	-	-	-
100042	Closed	FY20-Zeus Snap-on Scanner	CAP	155	Garage	20,000.00	19,156.93	843.07	-	-
100043	Closed	FY20-Balance Machine	CAP	155	Garage	5,500.00	5,450.00	50.00	-	-
100044	Active	FY20-Forklift	CAP	155	Garage	34,000.00	-	34,000.00	25,880.00	-
100045	Active	FY20-Radio Test Set	CAP	156	Electrical	35,539.25	35,539.25	-	-	-
100046	Closed	FY20-Three Service Truck Bodies	CAP	157	Construction	21,000.00	19,510.95	1,489.05	-	-
100079	Active	FY20-Dam Repairs	CAP	158	Projects	1,070,000.00	688,282.43	381,717.57	264,502.75	-
100080	Active	FY20-Truck	CAP	158	Projects	30,000.00	29,713.88	286.12	-	-
100081	Active	FY20-Tyler Intergov	CAP	160	Planning & Regulation	600,000.00	143,873.95	456,126.05	456,126.05	-
100082	Closed	FY20-Muni Annex Parking Lot	CAP	160	Planning & Regulation	25,000.00	-	25,000.00	-	-

Project Code	Status	Description	Project Type	Department	Dept Name	Revised Budget	Actuals	Project Balance	Encumbrances	Requistitions
100083	Closed	FY20-Plotter	CAP	160	Planning & Regulation	15,000.00	8,597.00	6,403.00	-	-
100224	Active	FY20-PER Truck	CAP	160	Planning & Regulation	30,000.00	-	30,000.00	28,534.50	-
100301	Active	FY20-MFA Grant	OP	160	Planning & Regulation	48,000.00	-	48,000.00	-	-
100091	Active	FY20-Maintenance Shed	CAP	161	Cemetery	125,000.00	-	125,000.00	-	-
100092	Active	FY20-Fence	CAP	161	Cemetery	125,000.00	13,073.80	111,926.20	5,179.21	-
100093	Active	FY20-Mobile Cemetery Web Service	CAP	161	Cemetery	50,000.00	23,725.00	26,275.00	23,724.00	-
100233	Active	CO-Flooring-Cemetery	CAP	161	Cemetery	17,000.00	16,404.20	595.80	-	-
100134	Closed	CO-Waterline Replacement	CAP	200	GRT Capital Outlay	16,100.00	-	16,100.00	-	-
100234	Active	CO-San Jose	CAP	200	GRT Capital Outlay	38,488.00	25,910.55	12,577.45	-	-
100235	Active	CO-8th Street	CAP	200	GRT Capital Outlay	137,726.00	68,123.80	69,602.20	-	-
100123	Active	FY20-Street Projects	CAP	201	Capital Projects	7,420,000.00	2,653,301.78	4,766,698.22	1,563,304.86	-
100124	Active	FY20-Storm Drain	CAP	201	Capital Projects	150,000.00	32,366.30	117,633.70	100,732.78	-
100158	Closed	CO-City Hall Parking Lot	CAP	201	Capital Projects	12,500.00	699.23	11,800.77	-	-
100159	Active	CO-Health Facility	CAP	201	Capital Projects	1,033,460.00	758,522.56	274,937.44	19,811.79	-
100160	Active	CO-Electrical Upgrade at Beach	CAP	201	Capital Projects	100,000.00	28,895.71	71,104.29	12,225.99	-
100161	Active	CO-San Jose Center	CAP	201	Capital Projects	42,000.00	1,416.06	40,583.94	15,785.70	-
100162	Closed	CO-East Bypass	OP	201	Capital Projects	1,000,000.00	1,000,000.00	-	-	-
100243	Active	CO-Halagueno Arts Park	CAP	201	Capital Projects	27,340.00	21,225.22	6,114.78	-	-
100244	Active	CO-Sidewalks	CAP	201	Capital Projects	12,649.00	-	12,649.00	1,665.42	-
100282	Active	FY20-Church St Repave	CAP	201	Capital Projects	2,500,000.00	1,508,397.54	991,602.46	893,718.49	-
100283	Active	FY20-Fire Station 4	CAP	201	Capital Projects	18,000.00	-	18,000.00	-	-
100144	Active	CO-Taxiway Improvement	CAP	202	Airport Improvements	2,910,335.00	2,413,814.76	496,520.24	89,622.58	-
100262	Active	CO-Airport Annual Maintenance	OP	202	Airport Improvements	20,000.00	14,165.98	5,834.02	275.00	-
100275	Active	FY20-Airport Lighting	CAP	202	Airport Improvements	650,000.00	-	650,000.00	65,001.16	-
100313	Active	FY20-Runway 14R-32L	CAP	202	Airport Improvements	112,000.00	-	112,000.00	95,669.88	-
100163	Active	CO-Post Closure Maint & Repair	CAP	220	Landfill-Reserve	10,000.00	-	10,000.00	-	-
100100	Active	FY20-Shade Structures	CAP	300	Sports Complex	136,700.00	134,305.32	2,394.68	2,571.69	-
100101	Closed	FY20-Ice Machines	CAP	300	Sports Complex	15,605.46	15,605.46	-	-	-
100102	Active	FY20-Refrigerators	OP	300	Sports Complex	10,310.49	10,310.49	-	-	-
100103	Closed	FY20-Backstop Padding	CAP	300	Sports Complex	25,914.17	25,914.17	-	-	-
100104	Closed	FY20-Softball Entrance	CAP	300	Sports Complex	15,044.67	15,044.67	-	-	-
100105	Closed	FY20-Sod Cutter	OP	300	Sports Complex	4,342.00	4,342.00	-	-	-
100106	Closed	FY20-ADA Shuttle Cart	CAP	300	Sports Complex	33,880.18	33,880.18	-	-	-
100107	Closed	FY20-Resurface Batting Cages	CAP	300	Sports Complex	29,550.36	29,550.36	-	-	-
100108	Closed	FY20-Backstop Pads	CAP	300	Sports Complex	13,995.42	13,995.42	-	-	-
100109	Closed	FY20-Resurface Splashpad	CAP	300	Sports Complex	20,000.00	19,641.17	358.83	-	-
100278	Closed	CO-Soccer Lighting	CAP	300	Sports Complex	9,644.61	9,644.61	-	-	-
100122	Active	FY20-Street Improvements	CAP	320	Streets Improvement	1,100,000.00	788,302.04	311,697.96	284,675.33	-

Project Code	Status	Description	Project Type	Department	Dept Name	Revised Budget	Actuals	Project Balance	Encumbrances	Requistitions
100152	Active	CO-Standpipe	CAP	320	Streets Improvement	267,990.00	-	267,990.00	-	-
100153	Active	CO-Boyd/Hidalgo Intersection	CAP	320	Streets Improvement	68,189.00	43,133.33	25,055.67	23,184.14	-
100154	Active	CO-Texas St	CAP	320	Streets Improvement	100,000.00	-	100,000.00	-	-
100155	Closed	CO-Median 8th/Church St	CAP	320	Streets Improvement	36,066.00	36,066.00	-	-	-
100156	Active	CO-Land Acquisition	CAP	320	Streets Improvement	20,000.00	-	20,000.00	-	-
100157	Active	CO-Callaway Dr	CAP	320	Streets Improvement	20,000.00	-	20,000.00	-	-
100223	Active	FY20-Sidewalks	CAP	320	Streets Improvement	20,000.00	10,297.33	9,702.67	2,959.08	-
100253	Active	CO-52 Shear	CAP	320	Streets Improvement	9,000.00	-	9,000.00	1,424.69	-
100254	Active	CO-Annual Street Maintenance	CAP	320	Streets Improvement	420,778.00	320,548.60	100,229.40	47,571.95	-
100255	Active	CO-Cherry Lane	CAP	320	Streets Improvement	20,743.00	3,019.33	17,723.67	1,358.73	-
100256	Active	CO-6th St	CAP	320	Streets Improvement	130,000.00	113,730.91	16,269.09	6,170.93	-
100257	Closed	CO-ADA Ramps	CAP	320	Streets Improvement	20,000.00	19,376.24	623.76	-	-
100271	Active	FY20-Canal St Storm Drain	CAP	320	Streets Improvement	600,000.00	-	600,000.00	-	-
100272	Active	FY20-Kircher St	CAP	320	Streets Improvement	850,000.00	-	850,000.00	-	-
100287	Active	FY20-Crack Seal Maint Machine	CAP	320	Streets Improvement	20,000.00	-	20,000.00	17,626.25	-
100288	Active	FY20-Maintenance Crack Seal Machine	OP	320	Streets Improvement	10,000.00	-	10,000.00	6,641.63	-
100236	Active	CO-Drone	CAP	500	Fire Protection	20,000.00	-	20,000.00	19,999.00	-
100112	Closed	FY20-Auto Pulse	CAP	501	Emergency Medical Services	20,000.00	19,995.00	5.00	-	-
100094	Active	FY20-Van	CAP	570	Municipal Transit	16,000.00	-	16,000.00	-	-
100095	Active	FY20-Bus Shelter/Smart Project	CAP	570	Municipal Transit	138,500.00	-	138,500.00	-	-
100135	Active	CO-Van	CAP	570	Municipal Transit	150,983.00	-	150,983.00	-	-
100133	Active	CO-San Jose Sen Ctr	CAP	580	CDBG Grant	645,000.00	36,738.85	608,261.15	10,000.00	-
100143	Active	CO-Cascade Sign	CAP	600	LT-Promo	60,000.00	8,327.61	51,672.39	51,672.39	-
100189	Closed	CO-Billboard Advertising	LT	600	LT-Promo	30,000.00	1,632.60	28,367.40	-	-
100190	Active	CO-Social Media Advertising	LT	600	LT-Promo	80,000.00	54,659.90	25,340.10	10,000.10	-
100191	Closed	CO-Safety Fest Promo	LT	600	LT-Promo	10,000.00	-	10,000.00	-	-
100192	Active	CO-Museum Advertising	LT	600	LT-Promo	40,120.00	27,458.25	12,661.75	11,816.65	-
100193	Active	CO-Culture & Rec Advertising	LT	600	LT-Promo	300,000.00	136,573.86	163,426.14	163,426.14	-
100194	Closed	FY20-Comm Concert Assn	LT	600	LT-Promo	14,850.00	14,368.95	481.05	-	-
100195	Closed	CO-Entertainment/Performance Promo	LT	600	LT-Promo	20,000.00	-	20,000.00	-	-
100196	Active	FY20-Entertainment/Performance	LT	600	LT-Promo	28,900.00	-	28,900.00	28,900.00	-
100197	Closed	CO-Civic Center Promotion	LT	600	LT-Promo	35,000.00	23,378.96	11,621.04	-	-
100198	Active	FY20-Chamber Promotional Expense	LT	600	LT-Promo	225,000.00	187,590.00	37,410.00	37,410.00	-
100199	Closed	CO-Mainstreet Promotional Expense	LT	600	LT-Promo	26,844.00	3,464.67	23,379.33	-	-
100200	Active	FY20-Mainstreet Promotional Expense	LT	600	LT-Promo	60,000.00	29,598.33	30,401.67	30,401.67	-
100201	Closed	CO-Christmas on the Pecos Promo	LT	600	LT-Promo	35,000.00	-	35,000.00	-	-
100202	Closed	CO-Retire Carlsbad Promo	LT	600	LT-Promo	20,000.00	-	20,000.00	-	-
100203	Active	FY20-Retire Carlsbad Promo	LT	600	LT-Promo	20,000.00	-	20,000.00	4,643.99	-

Project Code	Status	Description	Project Type	Department	Dept Name	Revised Budget	Actuals	Project Balance	Encumbrances	Requistitions
100204	Active	FY20-Live Community Events	LT	600	LT-Promo	17,000.00	11,914.50	5,085.50	5,085.50	-
100205	Active	FY20-Creative Carlsbad Arts Council	LT	600	LT-Promo	36,500.00	25,772.17	10,727.83	10,727.83	-
100206	Closed	CO-Carlsbad Area Art Assoc	LT	600	LT-Promo	16,275.00	6,129.38	10,145.62	-	-
100207	Active	FY20-Carlsbad Area Art Assoc	LT	600	LT-Promo	30,000.00	14,900.90	15,099.10	-	-
100208	Closed	FY20-Kicker Arena Motorcross	LT	600	LT-Promo	29,600.00	26,324.99	3,275.01	-	-
100209	Closed	CO-Mainstreet CavernFest	LT	600	LT-Promo	54,000.00	8,700.00	45,300.00	-	-
100210	Closed	CO-Water Park Promotion	LT	600	LT-Promo	7,385.00	7,374.22	10.78	-	-
100211	Closed	CO-United Way 5K Run	LT	600	LT-Promo	10,000.00	-	10,000.00	-	-
100212	Active	FY20-United Way 5K Run	LT	600	LT-Promo	5,000.00	5,000.00	-	-	-
100213	Closed	FY20-NM Energy Summit	LT	600	LT-Promo	30,000.00	29,185.67	814.33	-	-
100215	Closed	CO-Community Theater Promo Sign	LT	600	LT-Promo	64,019.47	61,981.63	2,037.84	-	-
100216	Closed	CO-High Plains Jr Rodeo	LT	600	LT-Promo	5,350.00	5,326.33	23.67	-	-
100217	Closed	CO-Car-A-Fair	LT	600	LT-Promo	16,550.00	8,960.08	7,589.92	-	-
100218	Active	CO-Website Mainstreet	LT	600	LT-Promo	24,093.00	18,768.24	5,324.76	5,324.76	-
100219	Active	CO-Digital Sign Mainstreet	LT	600	LT-Promo	75,000.00	-	75,000.00	75,000.00	-
100220	Closed	CO-Oil & Gas Fest	LT	600	LT-Promo	30,000.00	27,414.78	2,585.22	-	-
100225	Active	FY20-CDOD Media Marketing Campaign	LT	600	LT-Promo	50,000.00	-	50,000.00	50,000.00	-
100238	Closed	CO-Cavern Theater Sign	CAP	600	LT-Promo	20,993.00	-	20,993.00	-	-
100252	Closed	CO-Disc Golf	LT	600	LT-Promo	5,000.00	4,760.63	239.37	-	-
100258	Active	FY20-Friends of Living Desert	LT	600	LT-Promo	17,430.00	1,859.17	15,570.83	15,570.83	-
100265	Closed	FY20-B&G Club Fishing Derby	LT	600	LT-Promo	3,500.00	2,830.50	669.50	-	-
100266	Active	FY20-Entry Billboards	LT	600	LT-Promo	30,862.00	19,633.24	11,228.76	11,228.76	-
100267	Active	FY20-Electronic Sign	LT	600	LT-Promo	216,867.00	93,719.30	123,147.70	123,147.70	-
100281	Active	FY20-Civic Center Promo	LT	600	LT-Promo	125,000.00	9,000.00	116,000.00	116,000.00	-
100289	Active	FY20-Christmas on the Pecos	LT	600	LT-Promo	42,380.37	29,621.16	12,759.21	12,759.21	-
100299	Active	FY20 Mother s Day Tejano Concert	LT	600	LT-Promo	15,000.00	-	15,000.00	15,000.00	-
100303	Active	FY20-Museum Advertising	LT	600	LT-Promo	80,000.00	3,793.84	76,206.16	3,900.16	-
100304	Active	FY20-Water Park Advertising	LT	600	LT-Promo	20,000.00	2,876.00	17,124.00	1,768.00	-
100305	Active	FY20-Car-A-Fair	LT	600	LT-Promo	24,850.00	3,652.97	21,197.03	-	-
100309	Active	FY20-4th of July Celebration Event	LT	600	LT-Promo	50,000.00	-	50,000.00	-	-
100310	Active	FY20-Dirt Dobbers Car Show	LT	600	LT-Promo	11,800.00	-	11,800.00	11,800.00	-
100311	Active	FY20-Gem & Mineral Show	LT	600	LT-Promo	7,773.81	-	7,773.81	-	7,773.81
100312	Active	FY20-CavenFest 2020	LT	600	LT-Promo	67,000.00	-	67,000.00	67,000.00	-
100320	Active	FY20-Graduation Banners	LT	600	LT-Promo	7,000.00	-	7,000.00	7,000.00	-
100096	Active	FY20-PRV Roof Improvements	CAP	650	LT-Non Promotional	290,000.00	189,244.05	100,755.95	100,755.95	-
100097	Active	FY20-PRVCC Kitchen Remodel	CAP	650	LT-Non Promotional	40,300.00	6,024.20	34,275.80	34,101.34	-
100098	Active	FY20- PRV Boat Dock	CAP	650	LT-Non Promotional	75,000.00	1,614.69	73,385.31	-	-
100099	Active	FY20-Cavern Theater	CAP	650	LT-Non Promotional	3,041,430.00	1,020,903.32	2,020,526.68	181,235.12	-

Project Code	Status	Description	Project Type	Department	Dept Name	Revised Budget	Actuals	Project Balance	Encumbrances	Requistitions
100136	Closed	CO-Cavern Theater Electrical Servic	CAP	650	LT-Non Promotional	-	-	-	-	-
100137	Active	CO-Remediation Cavern Theater	CAP	650	LT-Non Promotional	61,980.00	28,603.06	33,376.94	33,376.00	-
100138	Active	CO-Masterplan	CAP	650	LT-Non Promotional	150,000.00	-	150,000.00	-	-
100139	Active	CO-Potash Park	CAP	650	LT-Non Promotional	203,097.00	121,737.91	81,359.09	35,975.50	-
100140	Active	CO-PRV Fencing	CAP	650	LT-Non Promotional	15,000.00	-	15,000.00	-	-
100141	Active	CO-Cave/Karst Research Inst	CAP	650	LT-Non Promotional	242,025.00	180,771.78	61,253.22	52,007.37	-
100142	Closed	CO-Covered Shelter	CAP	650	LT-Non Promotional	225,607.00	215,021.94	10,585.06	-	-
100182	Closed	CO-C&P Fees-Audit	LT	650	LT-Non Promotional	2,500.00	-	2,500.00	-	-
100183	Active	FY20-Fireworks	LT	650	LT-Non Promotional	60,000.00	30,000.00	30,000.00	30,000.00	-
100184	Active	FY20-PRV-Building Maint & Repair	LT	650	LT-Non Promotional	14,700.00	11,189.20	3,510.80	-	-
100185	Active	CO-Museum Exhibit Expense	LT	650	LT-Non Promotional	50,000.00	23,993.00	26,007.00	-	-
100186	Active	FY20-Public Safety & Transit for Ev	LT	650	LT-Non Promotional	100,000.00	25,882.65	74,117.35	10,875.31	-
100187	Active	FY20-Chamber Cont Expense	LT	650	LT-Non Promotional	327,900.00	273,160.00	54,740.00	54,740.00	-
100188	Closed	CO-Holiday Decorations HAP	LT	650	LT-Non Promotional	78,752.00	66,938.51	11,813.49	-	-
100221	Closed	CO-Bandshell	CAP	650	LT-Non Promotional	12,051.23	12,051.23	-	-	-
100237	Active	CO-Covered Shelter-PRV	CAP	650	LT-Non Promotional	24,000.00	-	24,000.00	20,000.00	-
100249	Closed	CO-Fireworks	LT	650	LT-Non Promotional	60,000.00	59,841.25	158.75	-	-
100250	Closed	CO-Museum Exhibits	LT	650	LT-Non Promotional	6,007.00	6,007.00	-	-	-
100251	Closed	CO-Mainstreet Holiday Decorations	LT	650	LT-Non Promotional	6,838.00	6,706.63	131.37	-	-
100259	Closed	FY20-Mainstreet Holiday Decorations	LT	650	LT-Non Promotional	26,650.00	26,649.11	0.89	-	-
100268	Active	FY20-Firefighter Combat Challenge	LT	650	LT-Non Promotional	27,500.00	-	27,500.00	26,000.00	-
100279	Closed	FY20-Gazebo Holiday Lights	LT	650	LT-Non Promotional	2,350.00	-	2,350.00	-	-
100318	Active	FY20-PD Vehicle Restoration	LT	650	LT-Non Promotional	30,000.00	-	30,000.00	-	-
100113	Active	FY20-Backup Generator	CAP	700	Water	629,450.63	-	629,450.63	629,450.63	-
100114	Active	FY20-Engineering Waterline Upgrade	CAP	700	Water	200,000.00	-	200,000.00	-	-
100115	Active	FY20-Upgrade Waterline	CAP	700	Water	500,000.00	-	500,000.00	-	-
100116	Active	FY20-SCADA System Upgrades	CAP	700	Water	100,000.00	42,949.00	57,051.00	13,336.80	-
100118	Active	FY20-New Services	CAP	700	Water	300,000.00	232,995.83	67,004.17	-	-
100145	Active	CO-W&S Line Extension/Upgrades	CAP	700	Water	300,000.00	30,420.20	269,579.80	12,226.39	-
100146	Closed	CO-Well Rehabilitation	CAP	700	Water	50,000.00	49,173.69	826.31	-	-
100147	Active	CO-Reservoir #2	CAP	700	Water	1,368,403.63	9,529.87	1,358,873.76	18,502.88	-
100239	Active	CO-Well Rehab #9	CAP	700	Water	103,086.00	-	103,086.00	100,000.00	-
100273	Active	FY20-Sewer Lift Station Generator	CAP	700	Water	250,000.00	-	250,000.00	77,206.80	-
100292	Closed	FY20-Sheep Draw #4	CAP	700	Water	36,922.41	36,922.41	-	-	-
100296	Closed	FY20 Well 6 VFD Repair	CAP	700	Water	21,052.33	21,052.33	-	-	-
100319	Active	FY20-Valve Replacement	CAP	700	Water	25,000.00	-	25,000.00	18,582.00	-
100117	Active	FY20-Engineering Analysis Sewer	CAP	701	Waste Water	200,000.00	100,642.71	99,357.29	86,326.04	-
100119	Active	FY20-Fan/Belt Press	CAP	701	Waste Water	500,000.00	-	500,000.00	-	-

Project Code	Status	Description	Project Type	Department	Dept Name	Revised Budget	Actuals	Project Balance	Encumbrances	Requistitions
100148	Closed	CO-Sewer Line Extension	CAP	701	Waste Water	300,000.00	297,795.97	2,204.03	-	-
100240	Active	CO-Fall Protection	CAP	701	Waste Water	100,000.00	6,710.18	93,289.82	-	-
100120	Active	FY20-DE 24 CCP Repair South of Prv	CAP	702	Double Eagle	400,000.00	-	400,000.00	-	-
100149	Active	CO-DE Extension	CAP	702	Double Eagle	10,383,623.00	8,584,519.42	1,799,103.58	1,513,763.20	-
100150	Closed	CO-Well Rehabilitation DE	CAP	702	Double Eagle	-	-	-	-	-
100151	Active	CO-Tatum Wellfield	CAP	702	Double Eagle	201,199.00	-	201,199.00	-	-
100121	Active	FY20-Sewer Interceptor upgrades	CAP	703	Collection System	1,849,121.03	89,588.40	1,759,532.63	-	-
100241	Active	CO-Manhole	CAP	703	Collection System	-	-	-	-	-
100242	Closed	CO-Generator	CAP	703	Collection System	27,596.00	27,617.94	(21.94)	-	-
100277	Closed	FY20-SCADA Equipment & Software	CAP	703	Collection System	50,000.00	45,494.20	4,505.80	-	-
100317	Active	FY20-Airport sewer line replacement	CAP	703	Collection System	19,000.00	-	19,000.00	18,990.04	-
100110	Closed	FY20-Roll Off Truck	CAP	730	Solid Waste Disposal	198,277.00	189,861.00	8,416.00	-	-
100111	Closed	FY20-ARC Truck	CAP	730	Solid Waste Disposal	351,723.00	351,723.00	-	-	-
						60,475,252.83	29,877,153.89	30,598,098.94	12,211,701.62	22,347.58

7. Promotional Lodgers' Tax Aging Schedule

City of Carlsbad, NM
Lodgers Tax - Promotional
Aging Schedule of Revenues to be Spent
as of: March 2020

F. The proceeds from the occupancy tax that are required to be used to advertise, publicize and promote tourist-related attractions, facilities and events shall be used within two years of the close of the fiscal year in which they were collected and shall not be accumulated beyond that date or used for any other purpose.

Revenues		Expenditures/Transfers															
		FY15	FY16	FY17	FY18	FY19	FY20	FY21	FY22	FY23	FY24	FY25	FY26	FY27	Offsetting Expense	Balance	Compliance
FY15	1,444,294	-	834,379	583,778	**26,137**										1,444,294	-	**No - $26k**
FY16	767,494				592,385	**175,109**									767,494	-	**No - $175k**
FY17	735,160					735,160									735,160	-	**Yes**
FY18	1,401,511					177,647	695,358								873,005	528,506	
FY19	1,656,917														-	1,656,917	
FY20	1,218,120														-	1,218,120	
FY21															-	-	
FY22															-		
FY23															-		
FY24															-		
		-	834,379	583,778	618,522	1,087,916	695,358	-	-	-	-	-	-	-		3,403,543	

* Total Carryover Balance from previous FYs to establish starting point for aging schedule

The City is currently spending FY18 Revenues.

8. Check Register

DOCUMENT	P.O.	INV DATE	VOUCHER	CHECK RUN	CHECK #	INVOICE NET	DUE DATE	TYPE	STS	INVOICE DESCRIPTION
8 AAA AUTO GLASS										
3802	22002799	09/16/2019	3938	09302019	289996	251.93	09/27/2019	INV	PD	REPLACE BROKEN REAR WINDO
12990	22006277	03/03/2020	14532	03312020	293647	1,082.93	03/31/2020	INV	PD	ESTIMATED REPAIR ON WINDS
						1,334.86				
10 ALL CITY MANAGEMENT SERVICES INC										
3818	22001692	09/04/2019	3954	09302019	290002	4,387.82	09/27/2019	INV	PD	Crossing Guard Contract F
4538	22001692	09/18/2019	4708	10112019	290298	6,364.62	10/11/2019	INV	PD	Crossing Guard Contract F
5622	22001692	10/02/2019	6116	10252019	290652	6,021.82	10/25/2019	INV	PD	Crossing Guard Contract F
6419	22001692	10/08/2019	6938	11142019	291015	45.71	11/15/2019	INV	PD	Crossing Guard Contract F
5436	22001692	10/15/2019	5928	10252019	290652	6,673.14	10/25/2019	INV	PD	Crossing Guard Contract F
6420	22001692	10/29/2019	6939	11142019	291015	6,067.53	11/15/2019	INV	PD	Crossing Guard Contract F
7049	22001692	11/12/2019	7585	11222019	291245	6,398.90	11/22/2019	INV	PD	Crossing Guard Contract F
7418	22001692	11/25/2019	7968	12062019	291465	6,650.28	12/06/2019	INV	PD	Crossing Guard Contract F
8215	22001692	12/10/2019	9627	12272019	291762	3,325.15	12/27/2019	INV	PD	Crossing Guard Contract F
9621	22001692	12/23/2019	11063	01242020	292190	6,581.72	01/24/2020	INV	PD	Crossing Guard Contract F
12502	22001692	01/22/2020	14028	032020	293399	5,976.12	03/20/2020	INV	PD	Crossing Guard Contract F
11635	22001692	02/04/2020	13141	022820	292963	6,067.53	02/28/2020	INV	PD	Crossing Guard Contract F
11640	22001692	02/18/2020	13147	022820	292963	4,673.49	02/28/2020	INV	PD	Crossing Guard Contract F
12104	22001692	03/03/2020	13621	031320	293261	6,067.53	03/13/2020	INV	PD	Crossing Guard Contract F
13064	22001692	03/17/2020	14608	03312020	293649	6,741.69	03/31/2020	INV	PD	Crossing Guard Contract F
						82,043.05				
12 CARRIAGA MACHINE & SUPPLY										
1837	22002123	08/19/2019	1925	08232019	289227	191.44	08/23/2019	INV	PD	parts for lathe in weldin
13 KC SALES LLC										
797	22001355	07/22/2019	839	08022019	288885	1,250.00	08/02/2019	INV	PD	CLASS A /B FOAM
3016	22002111	08/23/2019	3135	09202019	289768	1,265.00	09/20/2019	INV	PD	Fireade Mil Spec Foam 55
7030	22004318	11/18/2019	7565	11222019	291301	2,390.00	11/22/2019	INV	PD	A/B AND AAAF FOAM FOR FIR
						4,905.00				
14 APCO, AFC INC.										
8395	22004286	11/06/2019	9811	01072020	291855	71.00	01/03/2020	INV	PD	APCO International 2020 M
8394	22004286	11/06/2019	9810	01072020	291855	71.00	01/03/2020	INV	PD	APCO International 2020 M
						142.00				
15 GRUPO VENENO LLC										
1082	22001472	08/04/2019	1141	08082019	288955	600.00	08/09/2019	INV	PD	Professional Entertainer
17 WINSUPPLY LAS CRUCES										
2202	22001856	08/09/2019	2304	08302019	289426	2,499.84	08/30/2019	INV	PD	Replacement irrigation he
2292	22002169	08/16/2019	2399	08302019	289426	1,244.16	08/30/2019	INV	PD	Replacement irrigation he
5664	22003484	10/11/2019	6160	1028201	290754	2,178.72	10/31/2019	INV	PD	Replacement irrigation pa
9587	22005270	01/13/2020	11027	01212020	292183	2,475.37	01/24/2020	INV	PD	Replacement irrigation pa
11385	22005855	02/14/2020	12884	022820	293070	1,910.12	02/28/2020	INV	PD	Irrigation parts for the
12226	22006356	02/28/2020	13745	031320	293350	2,354.01	03/13/2020	INV	PD	Replacement irrigation pa

DOCUMENT	P.O.	INV DATE	VOUCHER	CHECK RUN	CHECK #	INVOICE NET	DUE DATE	TYPE	STS	INVOICE DESCRIPTION
12682	22006586	03/13/2020	14212	032420	293557	2,483.79	03/27/2020	INV	PD	Replacement irrigation pa
						15,146.01				
22 STOP STICK LTD										
3637	22002485	08/28/2019	3766	09252019	289963	26,690.36	09/27/2019	INV	PD	9' Stop Stick Rack Kit
23 NETMOTION SOFTWARE INC										
3309	22001878	08/07/2019	3437	09202019	289783	10,962.00	09/20/2019	INV	PD	3 YR. Maint. Contract/La
24 ACE LOCK & KEY LLC										
3952	22001100	09/27/2019	4090	10042019	290106	7.40	10/04/2019	INV	PD	key copies for department
7473	22001100	11/18/2019	8021	12062019	291461	11.10	12/06/2019	INV	PD	key copies for department
343	22001019	07/19/2019	366	072519LO	288690	25.90	07/26/2019	INV	PD	Keys for Community Servic
3435	22001100	07/29/2019	3564	09242019	289857	44.40	09/20/2019	INV	PD	key copies for department
1655	22001741	07/30/2019	1734	08162019	289096	25.90	08/16/2019	INV	PD	SUPPLIES FOR COMMUNITY SE
3141	22001988	08/07/2019	3265	09202019	289692	10.00	09/16/2019	INV	PD	Additional Keys for Pate
1308	22001924	08/06/2019	1374	08122019	288977	159.21	08/09/2019	INV	PD	Lock and keys for the spo
1852	22001951	08/12/2019	1940	08232019	289213	288.26	08/23/2019	INV	PD	service call
1857	22002063	08/16/2019	1945	08232019	289213	11.10	08/23/2019	INV	PD	SUPPLIES FOR STREET DEPAR
3478	22003023	09/18/2019	3607	09242019	289857	48.00	09/20/2019	INV	PD	Keys for Sports Complex
3436	22001100	09/19/2019	3565	09242019	289857	27.40	09/20/2019	INV	PD	key copies for department
3668	22002875	09/20/2019	3799	09302019	289997	475.00	09/27/2019	INV	PD	New padlocks for golf cou
4498	22003563	10/10/2019	4668	10112019	290292	158.50	10/11/2019	INV	PD	Duplicate keys needed for
5876	22001100	10/29/2019	6374	10312019	290756	18.50	10/31/2019	INV	PD	key copies for department
10813	22004093	11/14/2019	12300	021420	292660	96.00	02/14/2020	INV	PD	20- Replacement padlocks
8263	22004976	12/17/2019	9678	12272019	291759	27.75	12/27/2019	INV	PD	Replacement keys for the
7690	22004093	12/09/2019	8245	12122019	291562	64.00	12/13/2019	INV	PD	20- Replacement padlocks
9753	22005493	01/22/2020	11201	01242020	292188	99.21	01/24/2020	INV	PD	Re-key front doors to mat
9255	22005169	01/03/2020	10686	01142020	292029	12.95	01/17/2020	INV	PD	REPLACEMENT KEYS FOR SHOP
9363	22001100	01/09/2020	10797	01212020	292095	18.50	01/17/2020	INV	PD	key copies for department
9251	22005323	01/10/2020	10681	01142020	292029	80.73	01/17/2020	INV	PD	Repair entrance door lock
10366	22004310	01/31/2020	11840	020420	292454	30.00	02/07/2020	INV	PD	SUPPLIES FOR CONSTRUCTION
12373	22006779	03/16/2020	13894	031720	293353	20.00	03/17/2020	INV	PD	Extra keys for city facil
						1,759.81				
25 DV8 EMBROIDERY LLC										
1640	22001514	08/05/2019	1719	08162019	289132	2,778.00	08/16/2019	INV	PD	Uniform order (T-shirts p
3080	22002236	09/04/2019	3202	09202019	289738	893.75	09/20/2019	INV	PD	T-Shirts for CFD Personne
						3,671.75				
27 HOLLOMAN LAW LLC										
1466	22001693	08/09/2019	1539	08162019	289146	640.88	08/16/2019	INV	PD	Review RFP Cemetery
28 LIZ JACQUEZ										
580		07/22/2019	612	073119	288810	300.00	07/31/2019	INV	PD	Cancelled party @ wtr prk
29 RYAN FRANCO										
572		07/22/2019	604	073119	288838	50.00	07/31/2019	INV	PD	refunding deposit 50.00 f

DOCUMENT	P.O.	INV DATE	VOUCHER	CHECK RUN	CHECK #	INVOICE NET	DUE DATE	TYPE	STS	INVOICE DESCRIPTION
30 MARY WILSON										
575		07/22/2019	607	073119	288814	50.00	07/31/2019	INV	PD	refunding deposit use gol
31 SONIA LOPEZ										
520		07/02/2019	551	072619LO	288760	50.00	07/26/2019	INV	PD	Sonia Lopez Baby Shower 6
33 SYDNIE BUNCH										
521		07/02/2019	552	072619LO	288763	50.00	07/26/2019	INV	PD	Sydnie Bunch Bridal Showe
578		05/01/2019	610	073119	288845	50.00	07/31/2019	INV	PD	Baby Shower 7-21-19
						100.00				
34 STEPHANIE WILLIAMS										
522		07/02/2019	553	072619LO	288762	50.00	07/26/2019	INV	PD	Stephanie Williams Bday P
35 BRYAN MURLEY										
536		05/15/2019	567	073119	288779	50.00	07/31/2019	INV	PD	Bryan Murley BDAY Party 6
36 CHRISTIAN LOPEZ										
539		05/22/2019	570	073119	288789	50.00	07/31/2019	INV	PD	Christian Lopez BDAY Part
37 SYLVIA SAIZ										
523		07/01/2019	554	072619LO	288764	50.00	07/26/2019	INV	PD	Sylvia Saiz Baby Shower 6
38 RACHEL GAUBECA										
524		07/01/2019	555	072619LO	288758	50.00	07/26/2019	INV	PD	Rachel Gaubeca Baby Showe
41 BENTURETA ALDERETE										
542		05/30/2019	572	073119	288775	50.00	07/31/2019	INV	PD	Bentureta Alderete Baby S
42 CHRIS JONES										
613		04/09/2019	645	073119	288788	50.00	07/31/2019	INV	PD	Family Reunion 7-5-19
44 IRIS FLOREZ										
615		03/20/2019	648	073119	288804	50.00	07/31/2019	INV	PD	Baby Shower 7-6-19
45 BRYAN INGRAM										
618		04/17/2019	651	073119	288778	50.00	07/31/2019	INV	PD	Grad Party 5-11-19
46 MELENA CARRASCO										
526		07/17/2019	557	072619LO	288755	50.00	07/26/2019	INV	PD	Melena Carrasco Baby Show

DOCUMENT	P.O.	INV DATE	VOUCHER	CHECK RUN	CHECK #	INVOICE NET	DUE DATE	TYPE	STS	INVOICE DESCRIPTION
47 DEBORAH RODRIGUEZ										
622		06/19/2019	653	073119	288797	50.00	07/31/2019	INV	PD	Baby Shower 7-14-19
48 AARDVARK										
11633	22003845	02/13/2020	13139	022820	292959	9,665.69	02/28/2020	INV	PD	Tactical Pole Camera Kit
49 BOUNCE IMAGING INC										
5580	22003081	10/08/2019	6074	10252019	290668	2,879.95	10/25/2019	INV	PD	Bounce Explorer Tactical
53 L & P BUILDING SUPPLY INC										
2773	22001877	08/22/2019	2889	09122019	289601	6,255.47	09/13/2019	INV	PD	material for gazebo
5381	22001877	08/30/2019	5869	10222019	290579	934.10	10/25/2019	INV	PD	material for gazebo
						7,189.57				
55 UNITED STATES TREASURY										
658		07/29/2019	691	073119	288850	20,500.00	07/31/2019	INV	PD	PENALTY FOR FILING ON 201
57 RAFAEL S OLIVAS										
1081	22001825	08/05/2019	1140	08082019	288972	500.00	08/09/2019	INV	PD	Professional Entertainmen
58 MCLL INC										
2797	22002003	08/22/2019	2913	09122019	289610	167,005.00	09/13/2019	INV	PD	2019 Chevolet Tahoe
59 AMANDA PORTER										
871		03/29/2019	915	08022019	288855	50.00	08/02/2019	INV	PD	Bday Party 7-20-19
62 PROFESSIONAL AMBULANCE SALES & SERVICE LLC										
4078	22002717	09/05/2019	4219	10042019	290192	746.09	10/04/2019	INV	PD	MED-6 A/C COMPRESSOR BAD(
6850	22002848	09/12/2019	7379	11222019	291201	152.85	11/22/2019	INV	PD	MED-6 A/C FITTINGS (TH)
6849	22003636	11/08/2019	7378	11222019	291201	1,844.88	11/22/2019	INV	PD	MED-4 BUMPER(TH)F/D
12957	22004445	11/19/2019	14495	03312020	293693	70.69	03/31/2020	INV	PD	MED-407 NEEDS HANDEL (TH
10647	22004939	01/29/2020	12131	021420	292749	561.37	02/14/2020	INV	PD	MED-409 NEEDS GRAPHICS RE
12459	22006555	03/13/2020	13984	032020	293473	1,883.93	03/20/2020	INV	PD	diagnostic and repair a/c
						5,259.81				
64 ADMIN OFFICE OF THE COURT										
4684		09/30/2019	4856	10152019	290384	6,047.00	10/18/2019	INV	PD	Admin Office Of Courts Fe
4686		08/31/2019	4859	10152019	290384	4,797.00	10/18/2019	INV	PD	Admin Office Fees for Aug
1607		07/31/2019	1683	08162019	289097	5,163.00	08/16/2019	INV	PD	Fees collected in July 20
9450		12/31/2019	10884	01212020	292096	4,095.00	01/17/2020	INV	PD	Fees Collected in Nov 201
7024		11/13/2019	7559	11222019	291242	4,293.00	11/22/2019	INV	PD	Fees Collected In Oct 201
10954		01/31/2020	12445	021820	292775	6,026.00	02/21/2020	INV	PD	admin office fees collect
668		06/30/2019	700		288544	4,947.00	07/31/2019	DIR	PD	
7546		11/30/2019	8097	12112019	291495	3,412.00	12/13/2019	INV	PD	Admin Office fees Novemb

DOCUMENT	P.O.	INV DATE	VOUCHER	CHECK RUN	CHECK #	INVOICE NET	DUE DATE	TYPE	STS	INVOICE DESCRIPTION
						38,780.00				
65 ADVANCED MEDICATION MANAGEMENT SYSTEMS										
389	22000864	07/10/2019	412	072419jd	288654	919.12	07/26/2019	INV	PD	Medications for EMS calls
390	22000865	07/10/2019	413	072419jd	288654	477.58	07/26/2019	INV	PD	Medication for EMS calls
1824	22001050	06/25/2019	1911	08232019	289215	135.00	08/23/2019	INV	PD	Hepatitis A&B combo Shot
2316	22001050	08/26/2019	2424	08302019	289333	540.00	08/30/2019	INV	PD	Hepatitis A&B combo Shot
						2,071.70				
66 LARRY SANCHEZ										
1043		07/09/2019	1100	08082019	288961	25.00	08/09/2019	INV	PD	Refund replacement cost f
2004		07/09/2019	2098	08302019	289357	25.00	08/30/2019	INV	PD	refunding replacement cos
						50.00				
67 PHOKUS RESEARCH GROUP INC										
4014	22001979	09/24/2019	4154	10042019	290187	1,022.00	10/04/2019	INV	PD	First Aid Training Suppli
68 PETSENSE										
9240	22002170	12/12/2019	10668	01142020	292060	99.98	01/17/2020	INV	PD	Dog Food for PD K9's
6153	22002170	10/31/2019	6667	110719	290943	99.98	11/08/2019	INV	PD	Dog Food for PD K9's
6142	22002170	11/02/2019	6656	110719	290943	99.98	11/08/2019	INV	PD	Dog Food for PD K9's
11317	22002170	02/09/2020	12815	022520	292940	99.98	02/28/2020	INV	PD	Dog Food for PD K9's
13033	22002170	03/23/2020	14577	03312020	293691	99.98	03/31/2020	INV	PD	Dog Food for PD K9's
2798	22002170	09/04/2019	2914	09122019	289630	299.94	09/13/2019	INV	PD	Dog Food for PD K9's
						799.84				
71 NEXTREQUEST CO										
2818	22001991	08/26/2019	2934	09122019	289617	9,350.00	09/13/2019	INV	PD	Record Request Management
11587	22006276	02/24/2020	13093	022820	293029	3,772.80	02/28/2020	INV	PD	All in one Platform-Recor
						13,122.80				
72 SHANA GARCIA										
2030		08/05/2019	2125	08302019	289400	50.00	08/30/2019	INV	PD	50.00 Refund for use of P
75 KRISTA MARSHALL										
1242		07/29/2019	1307	08122019	289014	50.00	08/09/2019	INV	PD	Meeting 7-24-19
77 CHRIS NESBIT										
1246		07/31/2019	1311	08122019	288993	50.00	08/09/2019	INV	PD	Reunion 7-27-19
78 ALBERTSON'S #907										
7102	22004262	11/08/2019	7640	11262019	291311	39.98	11/29/2019	INV	PD	event appearance for buil
10616	22006027	02/10/2020	12099	021420	292662	48.86	02/14/2020	INV	PD	Waters 32 pk
10150	22003087	08/19/2019	11618	01312020	292383	116.57	01/31/2020	INV	PD	office supplies
4424	22003405	10/02/2019	4590	10112019	290297	313.40	10/11/2019	INV	PD	breast cancer community a
7663	22004721	12/06/2019	8218	12122019	291567	192.93	12/13/2019	INV	PD	christmas community event

DOCUMENT	P.O.	INV DATE	VOUCHER	CHECK RUN	CHECK #	INVOICE NET	DUE DATE	TYPE	STS	INVOICE DESCRIPTION
8240	22005086	12/20/2019	9653	12272019	291761	89.90	12/27/2019	INV	PD	Waters & Coke replenish
255	22000779	07/10/2019	274	072519LO	288693	118.40	07/26/2019	INV	PD	Bob Scholl Retirement Rec
11737	22006446	02/27/2020	13245	032020	293075	46.95	03/06/2020	INV	PD	community Dr. Seuss Event
10383	22003393	10/02/2019	11857	020420	292457	127.96	02/07/2020	INV	PD	Supplies for Activities a
8232	22004993	12/17/2019	9645	12272019	291761	323.56	12/27/2019	INV	PD	community event party
6271	22003849	10/22/2019	6788	11122019	290973	90.91	11/08/2019	INV	PD	community event
589	22001660	07/25/2019	621	073119	288772	231.78	07/31/2019	INV	PD	case of water
5720	22001118	07/09/2019	6216	10312019	290759	164.09	10/31/2019	INV	PD	Supplies for activities a
11871	22006594	03/04/2020	13383	031020	293164	95.56	03/10/2020	INV	PD	Dr Seuss Community Event
3789	22000416	07/03/2019	3924	09302019	290001	285.00	09/27/2019	INV	PD	product for concessions
11798	22006521	03/02/2020	13307	030620	293130	143.80	03/06/2020	INV	PD	community event party Dr.
11799	22006446	03/02/2020	13308	030620	293130	29.96	03/06/2020	INV	PD	community Dr. Seuss Event
3310	22002945	09/17/2019	3438	09202019	289695	47.64	09/20/2019	INV	PD	Drinks for Executive offi
3306	22002946	09/17/2019	3435	09202019	289695	77.00	09/20/2019	INV	PD	Drinks for Executive offi
754	22000945	07/15/2019	796	08022019	288854	73.67	08/02/2019	INV	PD	Restock Executive offices
						2,657.92				
80 BRANDON STRANGE										
1153		05/04/2019	1214	08122019	288984	50.00	08/09/2019	INV	PD	BDAY PARTY 5-11-19
83 DEERE & COMPANY										
9659	22003226	12/09/2019	11103	01242020	292209	84,252.50	01/24/2020	INV	PD	CAPITAL FUND TRACTOR AND
10766	22003227	12/17/2019	12253	021420	292690	40,604.49	02/14/2020	INV	PD	John Deere gator and spra
7088	22003227	10/01/2019	7625	11262019	291330	238.02	11/29/2019	INV	PD	Acct#020-0052819-046 Inv#
5569	22003227	11/01/2019	6062	10252019	290694	213.02	10/25/2019	INV	PD	Acct#020-0052819-046 Inv#
7113	22003227	11/11/2019	7651	11262019	291329	213.02	11/29/2019	INV	PD	Acct#020-0052819-046 Inv#
8420	22003227	01/01/2020	9836	01072020	291876	6.45	01/03/2020	INV	PD	Acct#020-0052819-046 Inv#
9969	22003227	01/17/2020	11427	012820	292301	188.02	01/31/2020	INV	PD	Acct#020-0052819-046 Inv#
						125,715.52				
85 MAYRA VISENCIO										
2028		08/05/2019	2122	08302019	289364	50.00	08/23/2019	INV	PD	Refunding 50.00 for the u
87 AMERICAN MEDICAL SRV. INC										
2246	22020331	03/21/2019	2351	08302019	289334	48.07	08/30/2019	INV	PD	Random drug screening Jul
4031	22020331	06/14/2019	4171	10042019	290111	256.35	10/04/2019	INV	PD	Random drug screening Jul
						304.42				
88 ALANS AUTO SUPPLY										
588	22001256	07/24/2019	620	073119	288770	150.00	07/31/2019	INV	PD	truck accessories
1663	22001347	07/24/2019	1742	08162019	289101	207.50	08/16/2019	INV	PD	boat won't run dive-2
5453	22003842	10/22/2019	5945	10252019	290651	350.00	10/23/2019	INV	PD	79011063 BETTER BUILT 36I
7653	22004481	11/26/2019	8208	12122019	291566	1,651.26	12/13/2019	INV	PD	Hydraulic steering system
10125	22005210	01/27/2020	11592	01312020	292382	225.00	01/31/2020	INV	PD	Equipment for a.c units
7416	22000951	11/22/2019	7966	12062019	291464	121.27	12/06/2019	INV	PD	Yamaha Motorcycle Repair
1689	22000951	07/23/2019	1768	08162019	289101	593.14	08/16/2019	INV	PD	Yamaha Motorcycle Repair
						3,298.17				
90 PATSY WIDENER										

DOCUMENT	P.O.	INV DATE	VOUCHER	CHECK RUN	CHECK #	INVOICE NET	DUE DATE	TYPE	STS	INVOICE DESCRIPTION
1373		04/24/2019	1442	08162019	289173	50.00	08/16/2019	INV	PD	Bday Party 5/18/19
92 RANDY MARTINEZ										
5489	22003407	10/23/2019	5981	10232019	290628	532.75	10/25/2019	INV	PD	Per Diem - 2019 SW Turfgr
3077	22002008	09/12/2019	3199	09202019	289802	12.00	09/20/2019	INV	PD	Per Diem - 2019 State Con
						544.75				
93 INTEGRATION & CONTROL SOLUTIONS LLC										
12534	22006168	03/17/2020	14060	032020	293429	618.99	03/20/2020	INV	PD	Need to diagnose and trou
94 R BRYCE CHAMBERS										
8405	22004726	12/31/2019	9821	01072020	291948	24.00	01/03/2020	INV	PD	Per Diem - A.R.I.D.E. Tra
1249		08/06/2019	1314	08122019	289039	20.00	08/09/2019	INV	PD	Travel to Las Cruces NM
						44.00				
95 ROCIO MUNGUIA										
2040		08/07/2019	2135	10182019	290491	50.00	08/30/2019	INV	PD	50.00 REFUND FOR THE USE
98 LIEBLING INC										
3598	22002171	09/21/2019	3727	09252019	289953	9,000.00	09/27/2019	INV	PD	Tandem axle Trailer for P
99 ALTEC INDUSTRIES INC										
9399	22004833	12/11/2019	10833	01212020	292100	323.82	01/17/2020	INV	PD	REPLACEMENT LIDS AND STRA
12770	22006715	03/11/2020	14304	032720	293564	1,981.29	03/27/2020	INV	PD	REPLACEMENT COMBO VALVE U
						2,305.11				
100 NEW MEXICO PERA										
10925		02/14/2020	12414		1234	311,366.74	02/14/2020	DIR	PD	PERA Payment
102 JAKE THOMASON										
1457		08/01/2019	1530	08162019	289149	12.00	08/16/2019	INV	PD	Travel to Las Cruces NM
103 VOGEL TRAFFIC SERVICES INC										
9376	22003258	10/07/2019	10810	01212020	292126	1,497.56	01/17/2020	INV	PD	REPLACE PARTS ON PACKING
105 BIG ASS HOLDINGS LLC										
12516	22006315	03/09/2020	14042	032020	293407	10,430.00	03/20/2020	INV	PD	Indoor fans at Riverwalk
106 DIAMOND SPEED PRODUCTS										
1827	22002283	04/12/2019	1914	08232019	289238	131.73	08/23/2019	INV	PD	Blades for Chop Saw
107 AMERICAN LIBRARY ASSOCIATION										
7017	22004287	11/13/2019	7552	11222019	291246	59.00	11/22/2019	INV	PD	Webinar for staff trainin

DOCUMENT	P.O.	INV DATE	VOUCHER	CHECK RUN	CHECK #	INVOICE NET	DUE DATE	TYPE	STS	INVOICE DESCRIPTION
108 AMERIPRIDE, INC.										
868	22001737	06/12/2019	910	08022019	288856	55.74	08/02/2019	INV	PD	Weekly Shop Towel Cleanin
25	22000504	06/19/2019	28	07152019	288548	55.74	07/19/2019	INV	PD	Weekly Laundry & Mat Serv
46	22000504	06/26/2019	49	07192019	288605	55.74	07/19/2019	INV	PD	Weekly Laundry & Mat Serv
178	22020373	07/03/2019	192	07192019	288562	47.31	07/19/2019	INV	PD	Rug Service - City Hall
4321	22001152	07/03/2019	4484	10102019	290225	73.94	10/11/2019	INV	PD	ANNUAL EST RUGS AND RAGS
990	22001737	07/03/2019	1045	08082019	288932	59.71	08/09/2019	INV	PD	Weekly Shop Towel Cleanin
275	22000844	07/04/2019	294	072519LO	288694	62.94	07/26/2019	INV	PD	FY20 Monthly Carpet Clean
835	22001737	07/10/2019	877	08022019	288856	59.71	08/02/2019	INV	PD	Weekly Shop Towel Cleanin
991	22001737	07/17/2019	1046	08082019	288932	47.31	08/09/2019	INV	PD	Weekly Shop Towel Cleanin
834	22001737	07/17/2019	876	08022019	288856	59.71	08/02/2019	INV	PD	Weekly Shop Towel Cleanin
326	22000844	07/18/2019	349	072519LO	288694	62.94	07/26/2019	INV	PD	FY20 Monthly Carpet Clean
4320	22001737	07/31/2019	4483	10102019	290225	47.31	10/11/2019	INV	PD	Weekly Shop Towel Cleanin
1694	22001152	07/31/2019	1773	08162019	289102	73.94	08/16/2019	INV	PD	ANNUAL EST RUGS AND RAGS
1071	22000844	08/01/2019	1129	08082019	288932	62.94	08/09/2019	INV	PD	FY20 Monthly Carpet Clean
1746	22020373	08/14/2019	1827	08162019	289102	47.31	08/16/2019	INV	PD	Rug Service - City Hall
1867	22000844	08/15/2019	1955	08232019	289216	62.94	08/23/2019	INV	PD	FY20 Monthly Carpet Clean
2718	22001152	08/28/2019	2834	09122019	289535	47.31	09/13/2019	INV	PD	ANNUAL EST RUGS AND RAGS
2719	22001152	08/28/2019	2835	09122019	289535	73.94	09/13/2019	INV	PD	ANNUAL EST RUGS AND RAGS
4440	22000844	10/03/2019	4607	10112019	290299	62.94	10/11/2019	INV	PD	FY20 Monthly Carpet Clean
3069	22001152	09/11/2019	3190	09202019	289698	47.31	09/20/2019	INV	PD	ANNUAL EST RUGS AND RAGS
3133	22001737	09/11/2019	3257	09202019	289698	20.39	09/20/2019	INV	PD	Weekly Shop Towel Cleanin
3095	22000844	09/12/2019	3217	09202019	289698	62.94	09/20/2019	INV	PD	FY20 Monthly Carpet Clean
3448	22001737	09/18/2019	3577	09242019	289859	26.99	09/20/2019	INV	PD	Weekly Shop Towel Cleanin
3956	22001737	09/25/2019	4094	10042019	290112	47.31	10/04/2019	INV	PD	Weekly Shop Towel Cleanin
3953	22000844	09/25/2019	4091	10042019	290112	75.05	10/04/2019	INV	PD	FY20 Monthly Carpet Clean
4437	22000844	10/03/2019	4604	10112019	290299	62.94	10/11/2019	INV	PD	FY20 Monthly Carpet Clean
4194	22001737	10/02/2019	4340	10042019	290112	26.99	10/04/2019	INV	PD	Weekly Shop Towel Cleanin
4483	22001737	10/09/2019	4653	10112019	290299	48.84	10/11/2019	INV	PD	Weekly Shop Towel Cleanin
10154	22000844	10/10/2019	11623	01312020	292385	62.94	01/31/2020	INV	PD	FY20 Monthly Carpet Clean
5352	22001737	10/16/2019	5839	10212019	290496	26.99	10/18/2019	INV	PD	Weekly Shop Towel Cleanin
5648	22001152	10/23/2019	6144	10252019	290654	48.84	10/25/2019	INV	PD	ANNUAL EST RUGS AND RAGS
5647	22001152	10/23/2019	6143	10252019	290654	75.05	10/25/2019	INV	PD	ANNUAL EST RUGS AND RAGS
5631	22000844	10/24/2019	6127	10252019	290654	62.94	10/25/2019	INV	PD	FY20 Monthly Carpet Clean
6259	22001737	10/30/2019	6776	11122019	290976	26.99	11/08/2019	INV	PD	Weekly Shop Towel Cleanin
6875	22001737	11/06/2019	7404	11222019	291147	48.84	11/22/2019	INV	PD	Weekly Shop Towel Cleanin
6218	22000844	11/07/2019	6734	11122019	290976	62.94	11/08/2019	INV	PD	FY20 Monthly Carpet Clean
8268	22001737	11/13/2019	9683	12272019	291765	26.99	12/27/2019	INV	PD	Weekly Shop Towel Cleanin
7347	22001152	11/20/2019	7894	12032019	291392	48.84	12/06/2019	INV	PD	ANNUAL EST RUGS AND RAGS
7346	22000844	11/20/2019	7893	12032019	291392	73.94	12/06/2019	INV	PD	FY20 Monthly Carpet Clean
7165	22000844	11/21/2019	7705	11262019	291312	62.94	11/29/2019	INV	PD	FY20 Monthly Carpet Clean
7264	22001737	11/27/2019	7806	12032019	291392	26.99	12/06/2019	INV	PD	Weekly Shop Towel Cleanin
7685	22001152	12/04/2019	8240	12122019	291568	48.84	12/13/2019	INV	PD	ANNUAL EST RUGS AND RAGS
10689	22000844	12/05/2019	12175	021420	292663	62.94	02/14/2020	INV	PD	FY20 Monthly Carpet Clean
8090	22001737	12/09/2019	9494	12202019	291664	26.99	12/20/2019	INV	PD	Weekly Shop Towel Cleanin
9340	22001152	12/18/2019	10774	01142020	292030	48.84	01/17/2020	INV	PD	ANNUAL EST RUGS AND RAGS
9338	22001152	12/18/2019	10772	01142020	292030	73.94	01/17/2020	INV	PD	ANNUAL EST RUGS AND RAGS
10155	22000844	12/19/2019	11624	01312020	292385	62.94	01/31/2020	INV	PD	FY20 Monthly Carpet Clean
9411	22001737	12/25/2019	10845	01212020	292101	26.99	01/17/2020	INV	PD	Weekly Shop Towel Cleanin
9561	22001737	01/01/2020	10999	01212020	292101	48.84	01/17/2020	INV	PD	Weekly Shop Towel Cleanin
10156	22000844	01/02/2020	11625	01312020	292385	62.94	01/31/2020	INV	PD	FY20 Monthly Carpet Clean
9518	22001737	01/08/2020	10956	01212020	292101	26.99	01/17/2020	INV	PD	Weekly Shop Towel Cleanin
10249	22001152	01/15/2020	11720	020420	292460	48.84	02/07/2020	INV	PD	ANNUAL EST RUGS AND RAGS

DOCUMENT	P.O.	INV DATE	VOUCHER	CHECK RUN	CHECK #	INVOICE NET	DUE DATE	TYPE	STS	INVOICE DESCRIPTION
10250	22001152	01/15/2020	11721	020420	292460	73.94	02/07/2020	INV	PD	ANNUAL EST RUGS AND RAGS
10157	22000844	01/16/2020	11626	01312020	292385	62.94	01/31/2020	INV	PD	FY20 Monthly Carpet Clean
10031	22001737	01/22/2020	11495	012820	292282	26.99	01/31/2020	INV	PD	Weekly Shop Towel Cleanin
11665	22001152	01/29/2020	13172	032020	293076	48.84	03/06/2020	INV	PD	ANNUAL EST RUGS AND RAGS
10688	22000844	01/30/2020	12174	021420	292663	62.94	02/14/2020	INV	PD	FY20 Monthly Carpet Clean
10560	22001737	02/05/2020	12040	020720	292551	26.99	02/07/2020	INV	PD	Weekly Shop Towel Cleanin
10879	22001152	02/12/2020	12368	021420	292663	48.84	02/14/2020	INV	PD	ANNUAL EST RUGS AND RAGS
10976	22001152	02/12/2020	12467	021820	292776	73.94	02/21/2020	INV	PD	ANNUAL EST RUGS AND RAGS
11143	22000844	02/13/2020	12636	022120	292811	62.94	02/21/2020	INV	PD	FY20 Monthly Carpet Clean
11222	22001737	02/19/2020	12717	022120	292811	30.23	02/21/2020	INV	PD	Weekly Shop Towel Cleanin
11759	22001737	02/26/2020	13267	032020	293076	53.44	03/06/2020	INV	PD	Weekly Shop Towel Cleanin
12191	22000844	02/27/2020	13710	031320	293262	68.34	03/13/2020	INV	PD	FY20 Monthly Carpet Clean
11963	22001737	03/04/2020	13478	031020	293168	35.00	03/10/2020	INV	PD	Weekly Shop Towel Cleanin
12999	22001152	03/11/2020	14543	03312020	293650	53.44	03/31/2020	INV	PD	ANNUAL EST RUGS AND RAGS
12998	22001152	03/11/2020	14542	03312020	293650	77.48	03/31/2020	INV	PD	ANNUAL EST RUGS AND RAGS
12549	22000844	03/12/2020	14076	032020	293400	68.34	03/20/2020	INV	PD	FY20 Monthly Carpet Clean
12727	22001737	03/18/2020	14262	032420	293503	35.00	03/27/2020	INV	PD	Weekly Shop Towel Cleanin
992	22001737	07/10/2019	1047	08082019	288932	59.71	08/09/2019	INV	PD	Weekly Shop Towel Cleanin
836	22001737	07/10/2019	878	08022019	288856	59.71	08/02/2019	INV	PD	Weekly Shop Towel Cleanin
						3,761.55				
109 BYTESCRIBE INC										
12495	22006331	02/25/2020	14021	032020	293412	246.54	03/20/2020	INV	PD	WavPlayer w/foot pedal &
110 REYNA RASCON										
1987		08/16/2019	2081	08232019	289282	50.00	08/23/2019	INV	PD	refunding 50.00 deposit u
115 BASS & HAYS FOUNDRY INC										
12056	22006318	03/03/2020	13573	031320	293266	1,991.25	03/13/2020	INV	PD	23 1/2 " x 1" lid san sew
118 PRO GROUNDS MANAGEMENT LLC										
3902	22002407	09/26/2019	4039	10012019	290093	907.91	10/04/2019	INV	PD	Registration for J. Archi
119 RBC CAPITAL MARKETS LLC										
12655	22002332	10/18/2019	14184	032420	293544	41,049.15	03/27/2020	INV	PD	2020 Bond Refunding - Cos
120 PATRICK BROWNFIELD										
11252		02/18/2020	12747	022120	292876	21.37	02/21/2020	INV	PD	Traveled to Las Cruces NM
121 MITCHELL FRANZEN										
2143		08/23/2019	2245	08302019	289367	2,036.44	08/30/2019	INV	PD	5/8x3/4 meter@309 N 4th r
2144		08/23/2019	2246	08302019	289367	2,036.44	08/30/2019	INV	PD	5/8x3/4 @311 N 4th reimbu
						4,072.88				
122 YVETTE RODRIGUEZ										
2250		08/23/2019	2356	08302019	289430	15.00	08/30/2019	INV	PD	3909 John Wesley Hardin C

DOCUMENT	P.O.	INV DATE	VOUCHER	CHECK RUN	CHECK #	INVOICE NET	DUE DATE	TYPE	STS	INVOICE DESCRIPTION
124 DIEGO MENDOZA										
2357		08/23/2019	2465	08302019	289347	27.67	08/30/2019	INV	PD	1005 Ocotillo Canyon
125 JONAK V INC										
2356		08/23/2019	2464	08302019	289354	33.67	08/30/2019	INV	PD	3500 National Parks
2358		08/23/2019	2466	08302019	289354	80.45	08/30/2019	INV	PD	3500 National Parks
						114.12				
126 MICHAEL Z GREEN										
8138	22002525	12/17/2019	9546	12202019	291722	1,711.07	12/20/2019	INV	PD	Arbitrator
127 CEBRINA DURAN										
2327		07/23/2019	2435	08302019	289342	50.00	08/30/2019	INV	PD	Bday party 8-18-19
128 APOORVA TIPARTI										
2320		06/21/2019	2428	08302019	289335	50.00	08/30/2019	INV	PD	Baby Shower 8-17-19
131 TITAN MANUFACTURING & DISTRIBUTING INC										
11767	22006295	02/26/2020	13276	032020	293125	179.97	03/06/2020	INV	PD	Clamp on Fork for Tractor
133 ALLIED 100 LLC										
2591	22002526	08/28/2019	2705	09122019	289534	499.00	09/13/2019	INV	PD	CPR training manikins
11783	22003592	02/27/2020	13292	030620	293129	581.00	03/06/2020	INV	PD	Restock Safety Supplies
						1,080.00				
134 NORTH AMERICAN DIRECTORY SERVICES LLP										
5306	22002527	10/15/2019	5792	10212019	290551	300.00	10/18/2019	INV	PD	ad in hotel guest directo
137 THOMAS L KUBIAK										
5674	22003667	10/24/2019	6170	1028201	290751	80.00	10/31/2019	INV	PD	postcards for museum gift
140 CEMTREX ADVANCED TECHNOLOGIES										
7821	22003080	12/06/2019	8653	12202019	291679	3,598.00	12/20/2019	INV	PD	Integrated desk and compu
141 BELLA LUNA TOYS INC										
11655	22006303	02/24/2020	13162	032020	293077	327.80	03/06/2020	INV	PD	Original Waldorf rocker b
142 VICTORIA OLIVAS										
2422		08/28/2019	2533	09042019	289499	50.00	09/06/2019	INV	PD	50.00 refund for use of p
143 PIVOT TECHNOLOGY SERVICES CORP										
12718	22000727	03/03/2020	14251	032420	293541	14,543.30	03/27/2020	INV	PD	Annual Maintenance for IB

DOCUMENT	P.O.	INV DATE	VOUCHER	CHECK RUN	CHECK #	INVOICE NET	DUE DATE	TYPE	STS	INVOICE DESCRIPTION
145 REHABMART LLC										
12610	22006432	03/10/2020	14139	032020	293476	2,298.38	03/20/2020	INV	PD	Pool Wheelchairs
146 CITY OF ARTESIA										
7775	22004988	12/17/2019	8331	12172019	291641	7,000.00	12/20/2019	INV	PD	Contribution for Indoor F
148 A & S ENTERPRISES INC										
6083	22003466	10/30/2019	6596	110719	290898	14,588.40	11/08/2019	INV	PD	Sewer SCADA replacement
11094	22004213	01/02/2020	12587	022120	292808	6,555.00	02/21/2020	INV	PD	SCADA module for Primary
9783	22004740	01/13/2020	11235	01242020	292187	6,739.80	01/24/2020	INV	PD	Install new Mission m152
11156	22005350	01/24/2020	12650	022120	292808	3,000.00	02/21/2020	INV	PD	Estimated cost to program
11641	22005902	02/25/2020	13148	022820	292958	12,655.24	02/28/2020	INV	PD	Replace Scada Equipment f
12189	22005902	02/27/2020	13708	031320	293258	19,469.60	03/13/2020	INV	PD	Replace Scada Equipment f
12526	22005902	03/12/2020	14052	032020	293398	1,703.59	03/20/2020	INV	PD	Replace Scada Equipment f
12750	22005902	03/19/2020	14284	032420	293500	5,110.77	03/27/2020	INV	PD	Replace Scada Equipment f
						69,822.40				
149 TRX&K										
4523	22002859	08/30/2019	4691	10112019	290372	8,500.00	10/11/2019	INV	PD	Commercial metal shelf 20
150 AMERICAN WATER WORKS ASSO										
5272	22003690	07/25/2019	5757	10212019	290495	208.00	10/18/2019	INV	PD	Membership Dues for Joe H
151 WILLIAM DEAN BRIGGS										
5556	22003485	10/08/2019	6049	10252019	290728	85.00	10/25/2019	INV	PD	Retirement Plaque for Pat
152 PERMIAN LODGING CARLSBAD LLC										
3361		09/03/2019	3489	092019	289848	418.98	09/20/2019	INV	PD	Refunding cust over pymt
3358		09/03/2019	3486	092019	289848	1,618.12	09/20/2019	INV	PD	Refunding money bck to cu
						2,037.10				
153 ROBERT R CULVER										
3372		09/03/2019	3500	092019	289853	27.94	09/20/2019	INV	PD	Refund bck to cust over p
155 GRIGRY READY DRILL LLC										
3371		09/03/2019	3499	092019	289840	52.60	09/20/2019	INV	PD	refund to cust for over p
157 AMSTERDAM PRINTING & LITHO										
8273	22003127	10/11/2019	9688	12272019	291766	196.22	12/27/2019	INV	PD	Promotional Pens
161 BONZ T LLC										
2659		08/07/2019	2774	09122019	289545	1,191.16	09/13/2019	INV	PD	325 N 6th

DOCUMENT	P.O.	INV DATE	VOUCHER	CHECK RUN	CHECK #	INVOICE NET	DUE DATE	TYPE	STS	INVOICE DESCRIPTION
162 R & L HOME IMPROVEMENTS										
3374		09/03/2019	3502	092019	289851	7.07	09/20/2019	INV	PD	refund to cust for overpy
164 LINDA FOSTER										
3113	22002771	09/12/2019	3236	09202019	289773	75.00	09/20/2019	INV	PD	Estimated Service Fee - T
165 MONDALE LLC										
3577	22002729	09/16/2019	3706	09242019	289897	2,475.85	09/27/2019	INV	PD	Transport of Restored Equ
11131	22004359	02/10/2020	12624	022120	292867	2,475.85	02/21/2020	INV	PD	Transport of Equipment to
						4,951.70				
168 OTONIEL & CLAUDIA GOMEZ										
2782		08/28/2019	2898	09122019	289581	50.00	09/13/2019	INV	PD	50.00 refund for the zoni
169 JESSICA ESTRADA										
2698		08/20/2019	2814	09122019	289591	50.00	09/13/2019	INV	PD	Baby Shower 9-1-19
170 JOCELYN YBARRA										
2697		08/31/2019	2813	09122019	289593	50.00	09/13/2019	INV	PD	Baby Shower 8-31-19
171 TONY SOUZA										
11105		02/18/2020	12598	022120	292894	116.10	02/21/2020	INV	PD	Traveled to ABQ for fire
4021	22002876	10/01/2019	4161	10042019	290215	12.00	10/04/2019	INV	PD	Per Diem - NM EMS Med Dir
5520	22003408	10/23/2019	6012	10252019	290725	20.00	10/25/2019	INV	PD	Per Diem - Visit Ambulanc
						148.10				
173 ALERT-ALL CORP.										
3124	22002629	09/05/2019	3248	09202019	289696	4,340.00	09/20/2019	INV	PD	Fire Prevention kits for
174 JOHNNY MONTOYA										
7754	22002888	12/04/2019	8309	12132019	291613	5,365.63	12/13/2019	INV	PD	Tenancy Tax Support
176 TASCOSA OFFICE MACHINES INC										
10942	22003122	11/25/2019	12432	021820	292798	6,245.00	02/21/2020	INV	PD	Plotter
10944	22003122	12/02/2019	12434	021820	292798	2,352.00	02/21/2020	INV	PD	Plotter
						8,597.00				
179 R&J BAILEY LLC										
12237	22006468	02/28/2020	13757	031320	293337	499.00	03/13/2020	INV	PD	Exercise Bike for San Jos
180 COLIN J CANTWELL, SIERRA DALL										
12033	22006618	03/09/2020	13550	031020	293194	500.00	03/10/2020	INV	PD	Performer Colin Cantwell

DOCUMENT	P.O.	INV DATE	VOUCHER	CHECK RUN	CHECK #	INVOICE NET	DUE DATE	TYPE	STS	INVOICE DESCRIPTION
182 PRASHA PARAJULI ARYAL										
12533	22006763	03/18/2020	14059	032020	293472	69.60	03/20/2020	INV	PD	Mileage - NMDOT Meeting -
192 CORINA YRIGOLLEN										
3318		09/12/2019	3445	09202019	289730	85.00	09/20/2019	INV	PD	Travel to Hobbs NM
195 ANIMAL CARE EQUIP. & SERV										
3666	22002528	09/05/2019	3797	09302019	290003	795.51	09/27/2019	INV	PD	Animal Control Supplies
6416	22002528	11/05/2019	6935	11142019	291017	1,282.94	11/15/2019	INV	PD	Animal Control Supplies
						2,078.45				
196 AG EQUIPMENT										
3798	22002522	09/13/2019	3934	09302019	290000	3,969.30	09/27/2019	INV	PD	REPAIR BROKEN PARTS ON BU
199 ECONICS INNOVATIONS INC										
12779	22007002	03/24/2020	14313	032720	293580	4,990.00	03/27/2020	INV	PD	Consulting services & web
200 CENTERFIRE ANTENNA LLC										
13055	22007035	03/25/2020	14599	03312020	293656	52.95	03/31/2020	INV	PD	Antenna for aviation ligh
207 CLEAN AIR AUTHORITY LLC										
3711	22003101	09/20/2019	3843	09302019	290019	2,420.00	09/27/2019	INV	PD	Rplace a compressor at th
3787	22003182	09/25/2019	3922	09302019	290019	861.16	09/27/2019	INV	PD	AC Mold Abatement at Spor
6368	22003241	10/03/2019	6887	11142019	291039	209.84	11/15/2019	INV	PD	HVAC Service Call at Comm
4291	22003337	10/03/2019	4452	10102019	290233	154.42	10/11/2019	INV	PD	Service call for City Hal
6366	22003325	10/08/2019	6885	11142019	291039	209.84	11/15/2019	INV	PD	HVAC service
7031	22003337	11/02/2019	7566	11222019	291269	723.28	11/22/2019	INV	PD	Service call for City Hal
7026	22003337	11/02/2019	7561	11222019	291269	279.77	11/22/2019	INV	PD	Service call for City Hal
9832	22005201	01/05/2020	11284	012820	292296	646.74	01/31/2020	INV	PD	HVAC Service Call for Cit
9835	22005201	01/05/2020	11287	012820	292296	419.66	01/31/2020	INV	PD	HVAC Service Call for Cit
11433	22004704	01/05/2020	12936	022820	292981	489.61	02/28/2020	INV	PD	HVAC service
9822	22005062	01/05/2020	11273	012820	292296	737.22	01/31/2020	INV	PD	HVAC Service Call for NCK
9830	22005485	01/21/2020	11281	012820	292296	279.78	01/31/2020	INV	PD	HVAC Service call for WGP
9829	22005157	01/21/2020	11280	012820	292296	476.17	01/31/2020	INV	PD	HVAC Service Call for Com
10476	22004704	01/03/2020	11955	020720	292565	139.89	02/07/2020	INV	PD	HVAC service
11607	22005614	02/08/2020	13113	022820	292981	1,418.34	02/28/2020	INV	PD	HVAC Repair
						9,465.72				
208 JOSEPH SHORT										
4149		10/01/2019	4291	10042019	290164	162.67	10/04/2019	INV	PD	Travel To Lubbock TX
215 ELKS LODGE 1558										
3293		09/12/2019	3421	09202019	289743	2,691.15	09/20/2019	INV	PD	Damage to light pole at 1
218 OPPORTUNITYSPACE INC										

DOCUMENT	P.O.	INV DATE	VOUCHER	CHECK RUN	CHECK #	INVOICE NET	DUE DATE	TYPE	STS	INVOICE DESCRIPTION
5310	22003244	10/09/2019	5796	10212019	290575	12,000.00	10/18/2019	INV	PD	Web-Based Data Mapping
12583	22003244	03/19/2020	14110	032020	293491	3,000.00	03/20/2020	INV	PD	Web-Based Data Mapping
						15,000.00				
223 AD VENTURE MARKETING										
5579	22003728	10/08/2019	6073	10252019	290648	838.90	10/25/2019	INV	PD	ad in focus on carlsbad f
230 ROBBIN MORIN										
3494		09/19/2019	3623	09242019	289912	50.00	09/27/2019	INV	PD	Refund of 50.00 deposit f
240 SCHWAAB INC										
5500	22003321	10/11/2019	5992	10232019	290630	85.00	10/25/2019	INV	PD	Rubber stamps for confirm
247 DTC										
14941		03/31/2020	16656		1018	3,910,400.85	03/31/2020	DIR	PD	PPRF-5022
248 NMFA										
14955		03/31/2020	16670		1019	30,150.00	03/31/2020	DIR	PD	PPRF-5022
255 AMERAPRODUCTS, INC.										
9131	22004460	11/20/2019	10553	01102020	291974	1,380.00	01/10/2020	INV	PD	Hand Blowers for Concessi
275 KC LIGHT TOWERS LLC										
4567		08/23/2019	4737	10112019	290337	693.00	10/11/2019	INV	PD	Refund KC Light Tower
279 ARCMATE MANUFACTURING CO										
6990	22004075	11/05/2019	7525	11222019	291248	696.00	11/22/2019	INV	PD	Trash grabbers for clean-
303 AQUATIC CONSULTANTS, INC										
1314	22000799	08/02/2019	1380	08122019	288980	9,777.82	08/09/2019	INV	PD	Irrigation pond treatment
5149	22000799	10/07/2019	5630	10172019	290434	21,947.18	10/18/2019	INV	PD	Irrigation pond treatment
7000	22002606	11/12/2019	7535	11222019	291247	55,437.59	11/22/2019	INV	PD	Piping irr. overflow to w
6999	22003224	11/12/2019	7534	11222019	291247	26,911.45	11/22/2019	INV	PD	Fill in pond on #7
12365	22006250	03/13/2020	13885	031720	293355	33,792.50	03/17/2020	INV	PD	Fountains for irrigation
						147,866.54				
311 AZ WASTEWATER IND. INC										
12513	22005767	03/10/2020	14039	032020	293403	492.67	03/20/2020	INV	PD	Replace Manhole Hooks per
312 WELLS FARGO FINANCIAL LEASING INC										
6074	22003508	10/30/2019	6586	110719	290968	79.20	11/08/2019	INV	PD	Mower Lease for Sports Co
6484	22003508	11/04/2019	7004	11142019	291124	1,824.55	11/15/2019	INV	PD	Mower Lease for Sports Co
8141	22003508	12/04/2019	9552	12202019	291757	1,624.55	12/20/2019	INV	PD	Mower Lease for Sports Co
9328	22003508	01/02/2020	10761	01142020	292090	1,624.55	01/17/2020	INV	PD	Mower Lease for Sports Co

DOCUMENT	P.O.	INV DATE	VOUCHER	CHECK RUN	CHECK #	INVOICE NET	DUE DATE	TYPE	STS	INVOICE DESCRIPTION
10653	22003508	02/04/2020	12138	021420	292772	1,624.55	02/14/2020	INV	PD	Mower Lease for Sports Co
12149	22003508	03/04/2020	13667	031320	293348	1,624.55	03/13/2020	INV	PD	Mower Lease for Sports Co
4576	22003508	10/01/2019	4747	10112019	290383	1,545.35	10/11/2019	INV	PD	Mower Lease for Sports Co
						9,947.30				
313 MANUEL ARANDA										
3652		09/24/2019	3781	09252019	289933	15.00	09/27/2019	INV	PD	Encroachment permit refun
314 TONI FOREMAN										
3655		09/24/2019	3784	09252019	289965	5.00	09/27/2019	INV	PD	Overpymt refund to Toni F
316 JENNIFER ROHWER										
3707		09/17/2019	3839	09302019	290051	100.00	09/27/2019	INV	PD	Bday Party 9-21-19
322 ARCADIA PUBLISHING										
4560	22003225	10/01/2019	4730	10112019	290302	472.60	10/11/2019	INV	PD	Sanatoriums of New Mexico
8248	22004342	12/14/2019	9662	12272019	291768	268.69	12/27/2019	INV	PD	books for museum gift sho
						741.29				
337 TRULINE CONSTRUCTION LLC										
5467	22003522	10/08/2019	5959	10232019	290641	3,018.30	10/25/2019	INV	PD	Delivery Charge for Base
339 SHELVING INC										
5716	22003517	10/17/2019	6212	10312019	290842	2,185.45	10/31/2019	INV	PD	Rifle Racks for gun stora
8303	22004808	12/13/2019	9718	12312019	291837	133.58	12/31/2019	INV	PD	Shelving posts 84" Chrome
						2,319.03				
342 JENNIFER H CHAVEZ										
6317	22003442	10/29/2019	6835	11122019	291006	85.15	11/08/2019	INV	PD	Per Diem - 911 Center Sup
343 GOOD TIMES TSHIRT ORGANIZATION LLC										
7849	22003499	10/23/2019	8681	12202019	291705	695.24	12/20/2019	INV	PD	merchandise for museum gi
344 VANTAGE ENGINEERING & CONSTRUCTION INC										
6020	22003439	11/04/2019	6531	110719	290964	1,614.69	11/08/2019	INV	PD	PRV Boat Dock Improvement
12874	22007080	12/31/2019	14409	032720	293643	970.50	03/27/2020	INV	PD	LOAD / WALL CRACK INSPECT
						2,585.19				
346 MALLORY SAFETY & SUPPLY LLC										
5682	22003468	10/04/2019	6178	1028201	290731	4,474.08	10/31/2019	INV	PD	Fox Fury Nomad 360 Scene
9245	22005211	01/03/2020	10673	01142020	292042	389.13	01/17/2020	INV	PD	Patrol Unit Equip and Sup
10359	22005211	01/10/2020	11833	020420	292520	87.80	02/07/2020	INV	PD	Patrol Unit Equip and Sup
9771	22005211	01/13/2020	11222	01242020	292233	455.92	01/24/2020	INV	PD	Patrol Unit Equip and Sup
13032	22005211	01/23/2020	14576	03312020	293681	479.95	03/31/2020	INV	PD	Patrol Unit Equip and Sup

DOCUMENT	P.O.	INV DATE	VOUCHER	CHECK RUN	CHECK #	INVOICE NET	DUE DATE	TYPE	STS	INVOICE DESCRIPTION
						5,886.88				
353 AZUL MUSIC PRODUCTIONS LLC										
5451	22003786	10/21/2019	5943	10252019	290658	3,121.73	10/25/2019	INV	PD	performer fee for musicia
354 BANI SANDHU INC										
5289	22003766	03/01/2019	5775	10212019	290501	13,089.23	10/18/2019	INV	PD	Waterline upsizing NPH Ci
355 INDUSTRIAL ELECTRIC AUTOMATION INC										
7156	22003729	11/19/2019	7696	11262019	291348	873.32	11/29/2019	INV	PD	Replacement Cable for Hoi
356 CITY OF WICHITA FALLS										
5393	22003719	10/18/2019	5881	10222019	290612	15.00	10/25/2019	INV	PD	Payment for damaged ILL 1
358 ARTESIA DAILY PRESS										
319	22001370	07/01/2019	341	072519LO	288695	120.00	07/26/2019	INV	PD	Annual Subscription for A
12171	22006501	03/05/2020	13688	031320	293264	403.53	03/13/2020	INV	PD	Publish Resolution 2020-7
						523.53				
359 STATE OF OKLAHOMA										
5394	22003720	10/18/2019	5882	10222019	290593	76.41	10/25/2019	INV	PD	Payment for damaged ILL 1
360 ARTESIA FIRE EQUIPMT, INC										
5841	22020127	07/19/2019	6339	10312019	290761	2,389.76	10/31/2019	INV	PD	BUNKER GEAR FOR OTTO AND
1853	22001827	08/14/2019	1941	08232019	289217	1,400.00	08/23/2019	INV	PD	Replacement sensors for 4
2293	22002234	08/22/2019	2400	08302019	289336	1,666.00	08/30/2019	INV	PD	Chemguard Purple K Dry Ch
3071	22002718	09/11/2019	3193	09202019	289701	1,700.00	09/20/2019	INV	PD	o2 sensor replacement for
3932	22003115	09/20/2019	4070	10042019	290113	81.00	10/04/2019	INV	PD	FF structural gloves for
5082	22003504	10/07/2019	5560	10172019	290435	1,168.20	10/18/2019	INV	PD	Replacement booster fire
6341	22002676	11/04/2019	6859	11142019	291018	1,987.70	11/15/2019	INV	PD	Collar brass and commenda
6342	22002162	11/04/2019	6860	11142019	291018	2,193.40	11/15/2019	INV	PD	Fire Department badges an
7834	22004081	12/07/2019	8666	12202019	291665	431.58	12/20/2019	INV	PD	Ladder 1 Pump Testing
7844	22004895	12/13/2019	8676	12202019	291665	39.00	12/20/2019	INV	PD	Primer switch for pump on
8277	22004834	12/17/2019	9692	12272019	291769	1,483.42	12/27/2019	INV	PD	Replacement nozzle, appli
9147	22005188	12/31/2019	10570	01102020	291975	8.50	01/10/2020	INV	PD	Replacement knob for air
9986	22004809	01/08/2020	11444	012820	292283	1,400.00	01/31/2020	INV	PD	Chem Guard MIL Spec AAAF
11598	22006321	02/21/2020	13105	022820	292965	124.50	02/28/2020	INV	PD	Valve for A-6
						16,073.06				
361 WINSUPPLY NE ABQ NM CO										
10977	22005931	02/05/2020	12469	021820	292807	1,762.25	02/21/2020	INV	PD	Sprinklers for golf cours
11380	22005931	02/07/2020	12879	022820	293071	760.92	02/28/2020	INV	PD	Sprinklers for golf cours
						2,523.17				
362 MECHANICAL REPRESENTATIVES INC										
6360	22003730	11/06/2019	6878	11142019	291065	1,314.00	11/15/2019	INV	PD	CO monitor calibration ki

DOCUMENT	P.O.	INV DATE	VOUCHER	CHECK RUN	CHECK #	INVOICE NET	DUE DATE	TYPE	STS	INVOICE DESCRIPTION
364 MARCELA G PINON										
6016	22004017	10/30/2019	6527	110719	290940	2,670.00	11/08/2019	INV	PD	catering for frida exhibi
6131	22004129	11/04/2019	6645	110719	290940	1,274.50	11/08/2019	INV	PD	merchandise for museum st
8361	22004289	12/20/2019	9777	12312019	291822	217.58	12/31/2019	INV	PD	prof fee catering for fri
8362	22004288	12/20/2019	9778	12312019	291822	185.24	12/31/2019	INV	PD	merchandise for museum st
						4,347.32				
365 J HIGGINS LTD INC										
9510	22003763	12/02/2019	10948	01212020	292141	1,000.00	01/17/2020	INV	PD	Class A Uniforms-for 4 CP
367 BLUE PEAK LOGIC INC										
5432	22003782	10/16/2019	5923	10252019	290664	2,750.00	10/25/2019	INV	PD	Software renewal
8216	22004594	12/03/2019	9628	12272019	291773	1,440.00	12/27/2019	INV	PD	Hosted Field Training -FT
						4,190.00				
369 CHISPAS PERFORMANCE SOLUTIONS										
5581	22003745	10/03/2019	6075	10252019	290684	2,154.26	10/25/2019	INV	PD	Professional Development
373 ASSOCIATED CONTRACTORS/NM										
10174	22004476	01/22/2020	11644	01312020	292386	360.00	01/31/2020	INV	PD	Need to pay for Traffic C
374 JUDY MARGARET BOYD										
5761	22003869	10/25/2019	6257	10312019	290766	375.00	10/31/2019	INV	PD	note cards and calendars
377 BOARD OF LIBRARY TRUSTEES										
5395	22003767	10/18/2019	5883	10222019	290600	30.00	10/25/2019	INV	PD	Replacement copy of lost
383 PATRICIA LOPEZ										
6132		11/05/2019	6646	110719	290941	48.00	11/08/2019	INV	PD	Traveled to field trainin
9232	22004499	01/08/2020	10660	01142020	292056	53.58	01/17/2020	INV	PD	Per Diem - Cyber Investig
12150	22006341	03/11/2020	13668	031320	293327	12.00	03/13/2020	INV	PD	Per Diem - Advanced Digit
						113.58				
391 AT&T CORPORATION										
7219	22000556	07/09/2019	7760	11262019	291314	1,554.08	11/29/2019	INV	PD	Annual for Long Distance
7216	22000556	11/09/2019	7757	11262019	291314	1,683.43	11/29/2019	INV	PD	Annual for Long Distance
10791	22000556	02/01/2020	12278	021420	292665	1,545.33	02/14/2020	INV	PD	Annual for Long Distance
9117	22000556	12/17/2019	10539	01102020	291976	1,710.84	01/10/2020	INV	PD	Annual for Long Distance
7220	22020358	06/09/2019	7761	11262019	291314	1,838.94	11/29/2019	INV	PD	ANNUAL PURCHASE REQUISITI
11260	22000556	02/09/2020	12756	022520	292902	1,491.34	02/28/2020	INV	PD	Annual for Long Distance
7217	22000556	10/09/2019	7758	11262019	291314	1,734.91	11/29/2019	INV	PD	Annual for Long Distance
7218	22000556	09/09/2019	7759	11262019	291314	1,582.52	11/29/2019	INV	PD	Annual for Long Distance
7215	22000556	08/09/2019	7756	11262019	291314	1,682.84	11/29/2019	INV	PD	Annual for Long Distance

DOCUMENT	P.O.	INV DATE	VOUCHER	CHECK RUN	CHECK #	INVOICE NET	DUE DATE	TYPE	STS	INVOICE DESCRIPTION
						14,824.23				
394 ASCE/MEMBERSHIP										
5339	22003710	10/15/2019	5825	10212019	290497	341.25	10/18/2019	INV	PD	ASCE membership dues for
396 AUSTIN TURF & TRACTOR INC										
2575	22000739	06/18/2019	2689	09122019	289536	563.45	09/13/2019	INV	PD	Replacement tires for the
310	22001104	07/15/2019	332	072519LO	288696	199.71	07/26/2019	INV	PD	Belt for mower at sports
997	22001644	07/26/2019	1052	08082019	288934	3.18	08/09/2019	INV	PD	Needed part for D-170 Law
4224	22001688	07/29/2019	4384	10102019	290226	205.38	10/11/2019	INV	PD	tire for mower jd -lease.
3097	22002009	08/07/2019	3219	09202019	289702	385.16	09/20/2019	INV	PD	Parts for mowers at golf
3098	22002009	08/08/2019	3220	09202019	289702	1,450.43	09/20/2019	INV	PD	Parts for mowers at golf
5254	22001723	08/21/2019	5739	10212019	290498	69.99	10/18/2019	INV	PD	Fresh air filter locking
5123	22001992	09/13/2019	5603	10172019	290436	11,394.12	10/18/2019	INV	PD	John Deere TC125
3728	22003037	09/19/2019	3860	09302019	290004	468.96	09/27/2019	INV	PD	Supplies for our John Dee
4237	22003075	09/20/2019	4397	10102019	290226	71.97	10/11/2019	INV	PD	Repair Part for JD Gator
4499	22003183	09/26/2019	4670	10112019	290303	121.97	10/11/2019	INV	PD	Turf Guards for the Aerco
5176	22003436	10/04/2019	5658	10172019	290436	82.12	10/18/2019	INV	PD	Parts for the JD tractor
5121	22003259	10/07/2019	5601	10172019	290436	356.83	10/18/2019	INV	PD	battery for sprayer and d
10544	22003533	10/08/2019	12023	020720	292552	30.79	02/07/2020	INV	PD	REPLACEMENT WIPER SWITCH
6246	22003624	10/14/2019	6762	11122019	290979	457.44	11/08/2019	INV	PD	Vehicle parts for a John
5438	22003593	10/15/2019	5930	10252019	290657	77.00	10/25/2019	INV	PD	REPLACE LIGHT GROMMETS FO
6858	22003624	10/15/2019	7387	11222019	291149	84.56	11/22/2019	INV	PD	Vehicle parts for a John
10448	22003409	10/21/2019	11925	020720	292552	2,193.16	02/07/2020	INV	PD	SPARE RIMS AND TIRES FOR
7119	22003985	11/05/2019	7658	11262019	291315	1,467.40	11/29/2019	INV	PD	Windshield kit for HPX Ga
9330	22004123	11/06/2019	10764	01142020	292031	1,370.05	01/17/2020	INV	PD	REPLACE DRIVESHAFT ASSEMB
6998	22004273	11/15/2019	7533	11222019	291250	913.07	11/22/2019	INV	PD	Accessories for installin
9402	22004466	11/22/2019	10836	01212020	292103	153.70	01/17/2020	INV	PD	NEW LIFT PUMP FOR UNIT #1
8289	22004324	11/26/2019	9704	12272019	291770	1,737.51	12/27/2019	INV	PD	SPARE RIMS AND TIRES FOR
8953	22001993	12/06/2019	10373	01072020	291856	28,891.73	01/03/2020	INV	PD	John Deere ProGator 2030A
8163	22003870	12/06/2019	9574	12202019	291666	6,088.92	12/20/2019	INV	PD	Snow Plow attachment for
9331	22004763	12/10/2019	10765	01142020	292031	34.14	01/17/2020	INV	PD	REPLACEMENT WHEEL BOLTS F
9325	22004874	12/13/2019	10758	01142020	292031	664.83	01/17/2020	INV	PD	full windshield kit for H
10306	22004548	01/10/2020	11778	020420	292463	1,738.49	02/07/2020	INV	PD	Parts for out John Deere
10204	22005395	01/15/2020	11674	020420	292463	368.20	02/07/2020	INV	PD	Blade Replacement for HX-
10481	22005559	01/24/2020	11960	020720	292552	601.72	02/07/2020	INV	PD	parts for fairway mower r
10694	22005686	01/31/2020	12179	021420	292666	432.48	01/31/2020	INV	PD	Tines for the Aerator at
10690	22005750	01/30/2020	12176	021420	292666	382.70	02/14/2020	INV	PD	Blades for our mower at t
10568	22005751	01/31/2020	12050	020720	292552	310.79	02/07/2020	INV	PD	Draw Bar for the 5055E Tr
12174	22006066	02/12/2020	13692	031320	293265	152.40	03/13/2020	INV	PD	REPLACE FILTERS FOR SPC #
12173	22005962	02/12/2020	13691	031320	293265	583.08	03/13/2020	INV	PD	REPLACE FILTERS FOR VARIO
12176	22006342	02/26/2020	13694	031320	293265	214.84	03/13/2020	INV	PD	REPLACE BLADES ON MOWER P
12178	22006359	02/26/2020	13696	031320	293265	88.58	03/13/2020	INV	PD	BLADES NEEDED FOR MOWER F
12364	22006566	03/06/2020	13884	031720	293356	3,542.66	03/17/2020	INV	PD	parts for mowers and oil/
12577	22006815	03/16/2020	14104	032020	293402	69.19	03/20/2020	INV	PD	V-Belt for Z-Trak mower a
						68,022.70				
404 BOBBY G NESBIT										
6447	22004188	11/10/2019	6967	11142019	291023	500.00	11/15/2019	INV	PD	Trash Pick-Up Not To Exce
11109	22006012	02/08/2020	12602	022120	292815	500.00	02/21/2020	INV	PD	Trash Pickup Not to Excee

DOCUMENT	P.O.	INV DATE	VOUCHER	CHECK RUN	CHECK #	INVOICE NET	DUE DATE	TYPE	STS	INVOICE DESCRIPTION
						1,000.00				
405 AUTOZONE										
3966	22003083	09/19/2019	4104	10042019	290115	109.99	10/04/2019	INV	PD	Battery for truck #14752
10386	22005720	01/28/2020	11860	020420	292464	243.90	02/07/2020	INV	PD	RESTOCK FOR DODGE CHARGE
12813	22007015	03/24/2020	14347	032720	293566	87.33	03/27/2020	INV	PD	Replacement tire guages
						441.22				
406 ALEXIS MCNAUGHTON										
6376	22004008	11/01/2019	6895	11142019	291062	108.00	11/15/2019	INV	PD	candles for museum gift s
407 REFLECTIONS AUTO BODY LLC										
8943	22003909	12/19/2019	10363	01072020	291951	10,770.74	01/03/2020	INV	PD	Repair of CPD Unit-2C3CDX
409 CARR, RIGGS & INGRAM LLC										
10728	22003953	12/31/2019	12214	021420	292675	4,521.12	02/14/2020	INV	PD	Internal control audit fo
410 OVIVO USA LLC										
12795	22003943	03/02/2020	14329	032720	293626	4,863.24	03/27/2020	INV	PD	Spray Bar for Gravity Bel
412 BOARDTRONICS INC										
6382	22003982	10/29/2019	6901	11142019	291022	487.98	11/15/2019	INV	PD	Irrigation radios and mas
414 LYDIA HUDGENS										
5805		10/29/2019	6301	10312019	290802	20.00	10/31/2019	INV	PD	traveled to abq,nm for eu
415 ZACH PIFER										
7140	22004130	11/25/2019	7679	11262019	291389	109.70	11/29/2019	INV	PD	Per Diem - NMFTA Cadet Te
12922	22006638	03/26/2020	14458	032720	293646	12.00	03/27/2020	INV	PD	Per Diem - EMT-I Class -
12923	22006639	03/26/2020	14459	032720	293646	12.00	03/27/2020	INV	PD	Per Diem - EMT-I Class -
11100		02/11/2020	12593	022120	292900	129.89	02/21/2020	INV	PD	Reimburse for EMT-1 certi
10010		01/21/2020	11469	012820	292381	80.00	01/31/2020	INV	PD	Reimburse for EMT basic l
						343.59				
419 ANTHONY BRICENO										
7553	22004131	12/03/2019	8104	12122019	291570	93.17	12/13/2019	INV	PD	Per Diem - NMFTA Cadet Te
421 FIRST UNITED METHODIST CHURCH										
6080	22004161	08/08/2019	6593	110719	290917	10,000.00	11/08/2019	INV	PD	Services for FY 2019-20
422 ERIC A ESTRADA										
6446	22004058	11/09/2019	6966	11142019	291047	500.00	11/15/2019	INV	PD	Trash Pick-Up Not to Exce
423 FIRST CONTACT 911, LLC										

DOCUMENT	P.O.	INV DATE	VOUCHER	CHECK RUN	CHECK #	INVOICE NET	DUE DATE	TYPE	STS	INVOICE DESCRIPTION
8213	22004168	12/05/2019	9625	12272019	291794	4,464.00	12/27/2019	INV	PD	Instructional Services fo
424 CENTER FOR PERSONAL PROTECTION & SAFETY INC										
6081	22004103	11/04/2019	6594	110719	290910	9,700.00	11/08/2019	INV	PD	Video Training Program En
425 DUKE'S ROOT CONTROL INC										
7587	22004190	11/07/2019	8140	12122019	291588	2,400.00	12/13/2019	INV	PD	Restock sewer degreaser
426 BRIGHTPORTAL RESOURCES LLC										
6789	22004182	11/05/2019	7315	11222019	291152	1,368.95	11/22/2019	INV	PD	Solar Powered LED Markers
427 BODYBUILDERS DISCOUNT OUTLET INC										
7145	22004191	11/11/2019	7684	11262019	291339	45.00	11/29/2019	INV	PD	LP Cable for Leg Press Ma
12077	22006008	02/28/2020	13594	031320	293297	7,562.00	03/13/2020	INV	PD	patron exercise equipment
						7,607.00				
428 B & H VIDEO										
7232	22004489	11/25/2019	7773	12032019	291394	84.98	12/06/2019	INV	PD	Rackmount Fan Kit
8441	22004878	12/12/2019	9857	01072020	291857	779.94	01/03/2020	INV	PD	SUPPLIES FOR ELECTRICAL D
9997	22005300	01/09/2020	11455	012820	292286	79.00	01/31/2020	INV	PD	Mouse for Commander Prell
						943.92				
429 BAKER & TAYLOR, INC.										
2586	22002602	08/14/2019	2700	09122019	289537	500.00	09/13/2019	INV	PD	Axis 360 Annual Hosting &
430 ELLEN TRAUTNER										
7755	22004224	12/02/2019	8310	12132019	291611	299.26	12/13/2019	INV	PD	Application of name plate
436 UTILITY TOOL COMPANY INC										
6470	22004193	11/07/2019	6990	11142019	291123	1,416.00	11/15/2019	INV	PD	Line locator per quote 00
437 ALEX RUIZ										
7007	22004263	11/14/2019	7542	11222019	291244	12.00	11/22/2019	INV	PD	Per Diem - Trucks for Rep
438 BAKER UTILITY SUPPLY CORP										
8461	22005073	12/26/2019	9877	01072020	291858	2,563.86	01/03/2020	INV	PD	Restock inventory
2375	22001994	08/06/2019	2483	09042019	289465	2,094.00	09/06/2019	INV	PD	Markers for Waterline Loc
170	22000820	07/09/2019	184	07192019	288563	1,067.58	07/19/2019	INV	PD	Low stock
4575	22003410	10/03/2019	4746	10112019	290304	2,696.88	10/11/2019	INV	PD	Restock gate valves, out
8115	22004381	12/06/2019	9521	12202019	291667	648.93	12/20/2019	INV	PD	Restock inventory
58	22020244	06/26/2019	60	07192019	288606	2,299.95	07/19/2019	INV	PD	HYDRAULIC MOTOR FOR NEW T
142	22000820	06/26/2019	154	072219LO	288581	1,219.90	07/19/2019	INV	PD	Low stock
1381	22001254	06/26/2019	1450	08162019	289104	474.06	08/16/2019	INV	PD	REPLACE PO 192628
250	22001422	07/09/2019	269	072519LO	288697	311.85	07/26/2019	INV	PD	PARTS TO REPAIR RAS LINE

DOCUMENT	P.O.	INV DATE	VOUCHER	CHECK RUN	CHECK #	INVOICE NET	DUE DATE	TYPE	STS	INVOICE DESCRIPTION
747	22001245	07/19/2019	790	08022019	288857	3,883.39	08/02/2019	INV	PD	TO REPLACE PO 192713
749	22000811	07/19/2019	791	08022019	288857	959.66	08/02/2019	INV	PD	Restock inventory per quo
734	22000740	07/22/2019	774	08022019	288857	1,577.90	08/02/2019	INV	PD	Adapter Bell for the Tapm
745	22000820	07/19/2019	787	08022019	288857	194.07	08/02/2019	INV	PD	Low stock
752	22000819	07/22/2019	794	08022019	288857	3,594.45	08/02/2019	INV	PD	Restock inventory
742	22000809	07/22/2019	784	08022019	288857	1,515.95	08/02/2019	INV	PD	Adapters for the new Tapm
750	22000790	07/22/2019	792	08022019	288857	2,211.38	08/02/2019	INV	PD	Replace inventory per quo
740	22001064	07/22/2019	782	08022019	288857	150.92	08/02/2019	INV	PD	Inventory needed for a jo
737	22001207	07/17/2019	779	08022019	288857	1,026.76	08/02/2019	INV	PD	Restock inventory
746	22001610	07/24/2019	788	08022019	288857	937.97	08/02/2019	INV	PD	TO REPLACE PO 192682
753	22000811	07/24/2019	795	08022019	288857	430.96	08/02/2019	INV	PD	Restock inventory per quo
1230	22001765	07/31/2019	1294	08122019	288981	1,446.58	08/09/2019	INV	PD	Restock Adapters
1089	22000819	08/02/2019	1148	08082019	288935	97.03	08/09/2019	INV	PD	Restock inventory
1088	22001064	08/02/2019	1147	08082019	288935	1,195.15	08/09/2019	INV	PD	Inventory needed for a jo
1601	22001375	07/29/2019	1677	08162019	289104	752.96	08/16/2019	INV	PD	REPLACE INVENTORY USED
1604	22001535	08/05/2019	1680	08162019	289104	721.36	08/16/2019	INV	PD	Restock inventory
1603	22001536	08/05/2019	1679	08162019	289104	1,941.70	08/16/2019	INV	PD	RESTOCK FIRE HYDRANT
1605	22001626	08/05/2019	1681	08162019	289104	2,638.19	08/16/2019	INV	PD	Replace inventory
1507	22001755	08/07/2019	1582	08162019	289104	701.13	08/16/2019	INV	PD	tapping sleeve for new se
1665	22001838	08/07/2019	1744	08162019	289104	728.17	08/16/2019	INV	PD	Meter Gaskets for water s
1734	22001880	08/07/2019	1815	08162019	289104	1,294.39	08/16/2019	INV	PD	Just took all I had, truc
1733	22001879	08/07/2019	1814	08162019	289104	908.14	08/16/2019	INV	PD	Restock inventory
1728	22001955	08/08/2019	1808	08162019	289104	711.87	08/16/2019	INV	PD	Need ASAP for a repair/Mu
1732	22002019	08/08/2019	1813	08162019	289104	727.79	08/16/2019	INV	PD	Need overnighted to repai
2015	22001893	08/16/2019	2109	082319	289433	1,714.67	08/23/2019	INV	PD	Restock Inventory- Water
2017	22001887	08/16/2019	2111	082319	289433	2,658.63	08/23/2019	INV	PD	Inventory for San Jose jo
2008	22001966	08/16/2019	2101	082319	289433	2,172.65	08/23/2019	INV	PD	Restock inventory
2014	22001977	08/16/2019	2108	082319	289433	403.18	08/23/2019	INV	PD	Restock inventory
7019	22002036	08/16/2019	7554	11222019	291251	1,117.97	11/22/2019	INV	PD	Restock inventory
2019	22000819	08/16/2019	2113	082319	289433	297.63	08/23/2019	INV	PD	Restock inventory
2011	22001375	08/16/2019	2105	082319	289433	3,018.34	08/23/2019	INV	PD	REPLACE INVENTORY USED
2290	22001799	08/21/2019	2397	08302019	289337	599.00	08/30/2019	INV	PD	Reorder Traffic Cones, lo
2655	22002134	08/26/2019	2770	09122019	289538	1,445.30	09/13/2019	INV	PD	Clamp For Waterline Repai
2627	22000803	08/30/2019	2742	09122019	289538	2,318.77	09/13/2019	INV	PD	Restock inventory per quo
2628	22001102	08/30/2019	2743	09122019	289538	2,318.77	09/13/2019	INV	PD	Restock inventory
2629	22001246	08/30/2019	2744	09122019	289538	2,318.77	09/13/2019	INV	PD	Restock inventory
2630	22002502	08/30/2019	2745	09122019	289538	463.75	09/13/2019	INV	PD	Need boxes for job/truck
2631	22001879	08/30/2019	2746	09122019	289538	1,736.03	09/13/2019	INV	PD	Restock inventory
2632	22001893	08/30/2019	2747	09122019	289538	258.68	09/13/2019	INV	PD	Restock Inventory- Water
2991	22002209	09/03/2019	3110	09202019	289703	704.05	09/20/2019	INV	PD	Restock inventory
7336	22002210	09/13/2019	7883	12032019	291395	2,113.27	12/06/2019	INV	PD	Very low stock on Stop
7337	22002428	09/13/2019	7884	12032019	291395	775.75	12/06/2019	INV	PD	Restock inventory per quo
7338	22002503	09/13/2019	7885	12032019	291395	431.39	12/06/2019	INV	PD	Restock inventory
7339	22002572	09/13/2019	7886	12032019	291395	1,576.86	12/06/2019	INV	PD	Restock inventory
5548	22002607	09/13/2019	6041	10252019	290661	2,205.09	10/25/2019	INV	PD	Restock inventory
7340	22002807	09/13/2019	7887	12032019	291395	485.12	12/06/2019	INV	PD	Replace inventory
11155	22006071	09/13/2019	12649	022120	292813	26.97	02/21/2020	INV	PD	Gaskets for Various Servi
4547	22002809	09/18/2019	4717	10112019	290304	974.06	10/11/2019	INV	PD	Restock inventory, truck
4546	22002860	09/18/2019	4716	10112019	290304	2,524.28	10/11/2019	INV	PD	Need for job at Double Ea
4542	22002861	09/18/2019	4712	10112019	290304	1,963.27	10/11/2019	INV	PD	Restock inventory
4544	22002209	09/18/2019	4714	10112019	290304	1,201.30	10/11/2019	INV	PD	Restock inventory
4543	22002428	09/18/2019	4713	10112019	290304	1,797.74	10/11/2019	INV	PD	Restock inventory per quo
4545	22002503	09/18/2019	4715	10112019	290304	451.46	10/11/2019	INV	PD	Restock inventory
5210	22002607	09/30/2019	5694	10212019	290499	430.75	10/18/2019	INV	PD	Restock inventory
5117	22003260	10/07/2019	5596	10172019	290437	461.71	10/18/2019	INV	PD	Restock inventory

DOCUMENT	P.O.	INV DATE	VOUCHER	CHECK RUN	CHECK #	INVOICE NET	DUE DATE	TYPE	STS	INVOICE DESCRIPTION
11093	22002984	10/11/2019	12586	022120	292813	161.81	02/21/2020	INV	PD	Gaskets for Various Servi
5213	22003411	10/11/2019	5697	10212019	290499	407.57	10/18/2019	INV	PD	Restock inventory
5212	22003441	10/11/2019	5696	10212019	290499	671.27	10/18/2019	INV	PD	Restock inventory
5225	22002809	10/11/2019	5710	10212019	290499	776.38	10/18/2019	INV	PD	Restock inventory, truck
5222	22003099	10/12/2019	5706	10212019	290499	1,618.07	10/18/2019	INV	PD	Need to repair a mainline
5554	22002889	10/16/2019	6047	10252019	290661	1,294.07	10/25/2019	INV	PD	Replace Double Eagle Inve
5553	22003128	10/16/2019	6046	10252019	290661	51.46	10/25/2019	INV	PD	Restock inventory
5552	22003587	10/16/2019	6045	10252019	290661	2,302.98	10/25/2019	INV	PD	Restock inventory
5551	22003594	10/16/2019	6044	10252019	290661	1,278.21	10/25/2019	INV	PD	Restock gate valves, low
5862	22002877	10/22/2019	6360	10312019	290762	2,588.14	10/31/2019	INV	PD	For a job at Double Eagle
5864	22003479	10/22/2019	6362	10312019	290762	2,251.78	10/31/2019	INV	PD	Restock meter boxes
5866	22003441	10/24/2019	6364	10312019	290762	235.38	10/31/2019	INV	PD	Restock inventory
6257	22003469	10/25/2019	6774	11122019	290980	161.81	11/08/2019	INV	PD	gaskets for various water
5868	22003330	10/25/2019	6366	10312019	290762	49.68	10/31/2019	INV	PD	Reorder low stock per quo
5871	22003741	10/25/2019	6369	10312019	290762	2,567.20	10/31/2019	INV	PD	Restock inventory
5872	22003756	10/25/2019	6370	10312019	290762	1,603.95	10/31/2019	INV	PD	Restock inventory
5873	22003757	10/25/2019	6371	10312019	290762	2,045.26	10/31/2019	INV	PD	Restock Warehouse Stock -
5874	22003260	10/25/2019	6372	10312019	290762	38.84	10/31/2019	INV	PD	Restock inventory
5875	22003411	10/25/2019	6373	10312019	290762	124.60	10/31/2019	INV	PD	Restock inventory
5861	22003128	10/25/2019	6359	10312019	290762	864.51	10/31/2019	INV	PD	Restock inventory
6119	22003535	10/30/2019	6633	110719	290899	791.58	11/08/2019	INV	PD	Restock inventory
6118	22003885	10/30/2019	6632	110719	290899	1,876.49	11/08/2019	INV	PD	Restock meter boxes
6115	22003330	10/30/2019	6629	110719	290899	248.38	11/08/2019	INV	PD	Reorder low stock per quo
6114	22003741	10/30/2019	6628	110719	290899	1,293.42	11/08/2019	INV	PD	Restock inventory
6454	22003411	11/04/2019	6974	11142019	291019	1,307.44	11/15/2019	INV	PD	Restock inventory
6968	22003441	11/08/2019	7500	11222019	291251	163.17	11/22/2019	INV	PD	Restock inventory
6969	22003741	11/08/2019	7501	11222019	291251	1,250.27	11/22/2019	INV	PD	Restock inventory
6970	22003885	11/08/2019	7502	11222019	291251	375.30	11/22/2019	INV	PD	Restock meter boxes
6967	22003298	11/11/2019	7498	11222019	291251	1,199.57	11/22/2019	INV	PD	Restock boxes
6965	22003873	11/11/2019	7496	11222019	291251	2,091.79	11/22/2019	INV	PD	Restock inventory
6896	22003944	11/11/2019	7425	11222019	291251	320.39	11/22/2019	INV	PD	Restock Warehouse - Marki
6966	22003873	11/12/2019	7497	11222019	291251	128.91	11/22/2019	INV	PD	Restock inventory
6899	22003850	11/18/2019	7428	11222019	291251	1,912.30	11/22/2019	INV	PD	Replace inventory
7503	22002573	11/22/2019	8054	12062019	291467	2,094.00	12/06/2019	INV	PD	Marking Posts for Waterli
7485	22003700	11/22/2019	8035	12062019	291467	1,445.30	12/06/2019	INV	PD	Replace saddles, low stoc
7500	22003986	11/22/2019	8050	12062019	291467	1,451.57	12/06/2019	INV	PD	Restock inventory
7491	22004035	11/22/2019	8041	12062019	291467	2,251.78	12/06/2019	INV	PD	Restock meter boxes per q
7490	22004060	11/22/2019	8040	12062019	291467	1,995.63	12/06/2019	INV	PD	Restock inventory
7489	22004215	11/22/2019	8039	12062019	291467	638.41	12/06/2019	INV	PD	Restock inventory
7488	22004279	11/22/2019	8038	12062019	291467	1,229.61	12/06/2019	INV	PD	Restock inventory
7487	22004409	11/22/2019	8037	12062019	291467	2,251.78	12/06/2019	INV	PD	Restock boxes
7486	22003873	11/22/2019	8036	12062019	291467	53.40	12/06/2019	INV	PD	Restock inventory
7654	22003910	11/27/2019	8209	12122019	291571	485.11	12/13/2019	INV	PD	Restock inventory
7655	22003932	11/27/2019	8210	12122019	291571	771.25	12/13/2019	INV	PD	Need for a new job
7656	22004410	11/27/2019	8211	12122019	291571	862.46	12/13/2019	INV	PD	Restock inventory
7657	22003873	11/27/2019	8212	12122019	291571	9.55	12/13/2019	INV	PD	Restock inventory
8184	22003987	12/06/2019	9595	12202019	291667	2,094.00	12/20/2019	INV	PD	Marking Posts for Waterli
8114	22004155	12/06/2019	9520	12202019	291667	317.86	12/20/2019	INV	PD	Restock inventory
8116	22004420	12/06/2019	9522	12202019	291667	58.14	12/20/2019	INV	PD	Repair Fire Hydrant meter
8119	22004540	12/06/2019	9525	12202019	291667	2,251.78	12/20/2019	INV	PD	Restock inventory
8118	22004549	12/06/2019	9524	12202019	291667	1,479.77	12/20/2019	INV	PD	Need parts for a job
8117	22004617	12/06/2019	9523	12202019	291667	1,941.58	12/20/2019	INV	PD	Need for the Chevron job
8120	22004616	12/06/2019	9526	12202019	291667	2,251.78	12/20/2019	INV	PD	Restock boxes
8404	22003535	12/06/2019	9820	01072020	291858	569.42	01/03/2020	INV	PD	Restock inventory
8122	22004215	12/06/2019	9528	12202019	291667	1,423.84	12/20/2019	INV	PD	Restock inventory

DOCUMENT	P.O.	INV DATE	VOUCHER	CHECK RUN	CHECK #	INVOICE NET	DUE DATE	TYPE	STS	INVOICE DESCRIPTION
7839	22004514	12/11/2019	8671	12202019	291667	107.34	12/20/2019	INV	PD	Restock Warehouse - water
7840	22004697	12/11/2019	8672	12202019	291667	1,185.55	12/20/2019	INV	PD	Restock meter box lids
7841	22004215	12/11/2019	8673	12202019	291667	146.60	12/20/2019	INV	PD	Restock inventory
7842	22004155	12/11/2019	8674	12202019	291667	2,113.27	12/20/2019	INV	PD	Restock inventory
7843	22004549	12/11/2019	8675	12202019	291667	51.56	12/20/2019	INV	PD	Need parts for a job
8437	22003260	12/19/2019	9852	01072020	291858	1,564.19	01/03/2020	INV	PD	Restock inventory
8435	22004381	12/19/2019	9851	01072020	291858	1,759.22	01/03/2020	INV	PD	Restock inventory
8433	22004155	12/19/2019	9849	01072020	291858	247.57	01/03/2020	INV	PD	Restock inventory
8439	22004600	12/20/2019	9855	01072020	291858	2,279.50	01/03/2020	INV	PD	Parts for US Pipe fire hy
8431	22004749	12/20/2019	9847	01072020	291858	1,313.92	01/03/2020	INV	PD	Restock Meter flange kits
8429	22004972	12/20/2019	9845	01072020	291858	519.09	01/03/2020	INV	PD	Restock inventory
8783	22004879	12/23/2019	10200	01072020	291858	1,822.76	01/03/2020	INV	PD	Restock inventory
8781	22005016	12/26/2019	10198	01072020	291858	1,399.68	01/03/2020	INV	PD	Restock Adapters
8471	22005023	12/26/2019	9888	01072020	291858	2,265.32	01/03/2020	INV	PD	Restock Fire Hydrant
8469	22005081	12/26/2019	9886	01072020	291858	960.36	01/03/2020	INV	PD	Restock inventory
8466	22005069	12/26/2019	9882	01072020	291858	2,113.27	01/03/2020	INV	PD	Restock Curb stops
8457	22004514	12/26/2019	9871	01072020	291858	215.53	01/03/2020	INV	PD	Restock Warehouse - water
8442	22004595	12/30/2019	9858	01072020	291858	1,722.35	01/03/2020	INV	PD	Parts for Clow Fire Hydra
9366	22004549	01/08/2020	10800	01212020	292104	771.25	01/17/2020	INV	PD	Need parts for a job
9367	22004381	01/08/2020	10801	01212020	292104	282.52	01/17/2020	INV	PD	Restock inventory
9368	22004972	01/08/2020	10802	01212020	292104	591.69	01/17/2020	INV	PD	Restock inventory
9694	22005052	01/09/2020	11139	01242020	292191	596.00	01/24/2020	INV	PD	Jumpstarters for trucks
9689	22005212	01/09/2020	11134	01242020	292191	2,251.78	01/24/2020	INV	PD	Restock Boxes
9690	22005217	01/09/2020	11135	01242020	292191	2,251.78	01/24/2020	INV	PD	Restock inventory
10375	22004410	01/27/2020	11849	020420	292465	1,132.53	02/07/2020	INV	PD	Restock inventory
10373	22005011	01/27/2020	11847	020420	292465	698.00	02/07/2020	INV	PD	markers for waterline loc
10374	22005310	01/27/2020	11848	020420	292465	726.80	02/07/2020	INV	PD	Restock inventory
10376	22005399	01/27/2020	11850	020420	292465	612.73	02/07/2020	INV	PD	Restock inventory
10468	22003260	01/31/2020	11947	020720	292553	2,127.30	02/07/2020	INV	PD	Restock inventory
10725	22005506	02/03/2020	12211	021420	292667	914.18	02/14/2020	INV	PD	Restock inventory
10727	22005691	02/03/2020	12213	021420	292667	2,695.20	02/14/2020	INV	PD	Restock inventory
10629	22004410	02/05/2020	12112	021420	292667	672.49	02/14/2020	INV	PD	Restock inventory
10628	22005399	02/05/2020	12111	021420	292667	549.51	02/14/2020	INV	PD	Restock inventory
11268	22005506	02/19/2020	12764	022520	292905	1,034.74	02/28/2020	INV	PD	Restock inventory
11266	22005465	02/20/2020	12762	022520	292905	1,057.07	02/28/2020	INV	PD	Restock inventory
11269	22005963	02/20/2020	12765	022520	292905	1,509.17	02/28/2020	INV	PD	Restock boxes
11267	22006138	02/20/2020	12763	022520	292905	372.17	02/28/2020	INV	PD	material waterline repair
11922	22005501	02/28/2020	13435	031020	293171	2,113.27	03/10/2020	INV	PD	Restock Stops, low stock
11895	22005752	02/28/2020	13407	031020	293171	200.00	03/10/2020	INV	PD	range tape for truck tool
11912	22006044	02/28/2020	13424	031020	293171	2,589.00	03/10/2020	INV	PD	Restock Sewer Inventory
11919	22006242	02/28/2020	13432	031020	293171	2,251.78	03/10/2020	INV	PD	Replace boxes
11925	22006138	02/28/2020	13437	031020	293171	539.11	03/10/2020	INV	PD	material waterline repair
12717	22004880	03/05/2020	14250	032420	293504	2,018.99	03/27/2020	INV	PD	Restock boxes
12719	22006043	03/05/2020	14252	032420	293504	1,452.27	03/27/2020	INV	PD	Restock inventory
12723	22006340	03/05/2020	14255	032420	293504	2,251.78	03/27/2020	INV	PD	Replace boxes
12714	22006422	03/05/2020	14246	032420	293504	802.42	03/27/2020	INV	PD	Restock inventory
12764	22005782	03/17/2020	14298	032720	293567	539.37	03/27/2020	INV	PD	material for water servic
12818	22006526	03/17/2020	14353	032720	293567	2,251.78	03/27/2020	INV	PD	Replace boxes
12815	22006629	03/17/2020	14350	032720	293567	869.42	03/27/2020	INV	PD	Restock pipe
						207,183.27				
439 TLC CARLSBAD										
185	22020191	07/03/2019	199	07192019	288580	1,774.78	07/19/2019	INV	PD	191702- Ducting Repair fo
4555	22020289	08/19/2019	4724	10112019	290379	18,567.29	10/11/2019	INV	PD	HVAC System - City Hall

DOCUMENT	P.O.	INV DATE	VOUCHER	CHECK RUN	CHECK #	INVOICE NET	DUE DATE	TYPE	STS	INVOICE DESCRIPTION
6782	22020289	11/01/2019	7308	11222019	291233	18,567.29	11/22/2019	INV	PD	HVAC System - City Hall
18	22000441	06/25/2019	21	07152019	288559	273.17	07/19/2019	INV	PD	HVAC Sys Repair - Muni Se
2484	22001798	08/07/2019	2597	09062019	289526	252.97	09/06/2019	INV	PD	Air Conditioning service
1763	22002317	08/01/2019	1847	08232019	289306	129.17	08/23/2019	INV	PD	Check condensation lines
2198	22001805	08/02/2019	2300	08302019	289415	193.76	08/30/2019	INV	PD	Troubleshoot HVAC on nort
1762	22001962	08/12/2019	1846	08232019	289306	546.84	08/23/2019	INV	PD	Building Maintenance to H
10087	22005775	08/29/2019	11554	01312020	292449	665.68	01/31/2020	INV	PD	HVAC Repair
4349	22003181	09/30/2019	4514	10102019	290282	371.28	10/11/2019	INV	PD	Repair northwest side HVA
11436	22006360	02/18/2020	12938	022820	293064	129.17	02/28/2020	INV	PD	HVAC Service Call for Cit
11435	22006360	02/18/2020	12935	022820	293064	258.35	02/28/2020	INV	PD	HVAC Service Call for Cit
						41,729.75				
440 BALLEAU GROUNDWATER INC.										
52	22020236	07/08/2019	55	07192019	288607	4,248.93	07/19/2019	INV	PD	HYDROLOGY WORK FOR WELLFI
1736	22020236	08/09/2019	1817	08162019	289105	7,231.67	08/16/2019	INV	PD	HYDROLOGY WORK FOR WELLFI
11216	22002997	08/12/2019	12711	022120	292814	1,034.25	02/21/2020	INV	PD	Hydrology services for DE
3382	22020236	09/12/2019	3510	09202019	289704	4,062.84	09/20/2019	INV	PD	HYDROLOGY WORK FOR WELLFI
5308	22002997	10/16/2019	5794	10212019	290500	3,903.73	10/18/2019	INV	PD	Hydrology services for DE
5296	22020236	10/16/2019	5782	10212019	290500	2,219.53	10/18/2019	INV	PD	HYDROLOGY WORK FOR WELLFI
9952	22002997	01/14/2020	11410	012820	292287	1,696.33	01/31/2020	INV	PD	Hydrology services for DE
9960	22020236	01/14/2020	11417	012820	292287	1,047.74	01/31/2020	INV	PD	HYDROLOGY WORK FOR WELLFI
10952	22002997	02/13/2020	12443	021820	292778	1,297.20	02/21/2020	INV	PD	Hydrology services for DE
10955	22003545	02/13/2020	12446	021820	292778	533.98	02/21/2020	INV	PD	Review technical issues r
12404	22003545	03/12/2020	13927	031720	293357	4,439.06	03/17/2020	INV	PD	Review technical issues r
						31,715.26				
441 MICHAEL YAW										
6747	22004274	11/19/2019	7273	11222019	291181	12.00	11/22/2019	INV	PD	Per Diem - Psych Eval - 1
442 CHAD NESBIT										
6953	22004238	11/15/2019	7484	11222019	291266	500.00	11/22/2019	INV	PD	Trash Pick-Up not to exce
446 HURST FARM SUPPLY INC										
8159	22004323	11/20/2019	9570	12202019	291708	1,000.00	12/20/2019	INV	PD	FREIGHT FOR BRUSH HOG & T
447 ISABELLA LOPEZ										
7333	22004315	11/16/2019	7880	12032019	291422	500.00	12/06/2019	INV	PD	Trash Pickup not to excee
448 DINA ROCHA										
8211	22004378	12/14/2019	9623	12272019	291789	500.00	12/27/2019	INV	PD	Trash Pick-Up Not To Exce
449 ANTHONY FOREMAN										
12572	22005802	03/17/2020	14099	032020	293439	3,557.54	03/20/2020	INV	PD	Heritage Park Materials
450 MARTHA HUEREQUE										
8074		12/20/2019	9479	Dec PR#2	1207	315.69	12/20/2019	INV	PD	Child support
7450		12/06/2019	8000	Dec PR#1	1094	315.69	12/06/2019	INV	PD	Child support

DOCUMENT	P.O.	INV DATE	VOUCHER	CHECK RUN	CHECK #	INVOICE NET	DUE DATE	TYPE	STS	INVOICE DESCRIPTION
10905		02/14/2020	12394	Feb PR#1	400222	315.69	02/14/2020	INV	PD	Child support
11514		02/28/2020	13017	Feb PR#2	400297	315.69	02/28/2020	INV	PD	Child support
8861		01/03/2020	10278	Jan PR#1	1291	315.69	01/03/2020	INV	PD	Child support
9543		01/17/2020	10981	Jan PR#2	400064	315.69	01/17/2020	INV	PD	Child support
12252		03/13/2020	13772	Mar PR#1	400380	315.69	03/13/2020	INV	PD	Child support
12891		03/27/2020	14428	Mar PR#2	400453	315.69	03/27/2020	INV	PD	Child support
6926		11/22/2019	7456	Nov PR2	1003	315.69	11/22/2019	INV	PD	Child Support
						2,841.21				
454 CKI LOCKER LLC										
8218	22004611	12/03/2019	9630	12272019	291763	13,330.00	12/27/2019	INV	PD	Steel Lockers for Evidenc
458 BENMARK SUPPLY CO., INC.										
5268	22003742	02/26/2019	5753	10212019	290503	1,102.31	10/18/2019	INV	PD	Replace PO 190305
5270	22003742	03/21/2019	5755	10212019	290503	1,686.58	10/18/2019	INV	PD	Replace PO 190305
6892	22020249	06/04/2019	7421	11222019	291252	903.63	11/22/2019	INV	PD	DOUBLE EAGLE PRV 6 AND ZI
173	22000818	07/02/2019	187	07192019	288564	213.63	07/19/2019	INV	PD	RESTOCK C-900
						3,906.15				
461 ANGELICA MUNOZ										
8262	22004635	12/14/2019	9677	12272019	291767	500.00	12/27/2019	INV	PD	Trash Pick-Up Not To Exce
462 BIG STATE INDUSTRIAL SUPPLY INC										
7475	22004657	10/12/2019	8025	12062019	291470	174.50	12/06/2019	INV	PD	masks for ppe
463 DENISE MADRID-BOYEA										
7830	22004664	12/16/2019	8662	12202019	291692	289.80	12/20/2019	INV	PD	Per Diem - NMMAA Winter C
11191	22005867	02/18/2020	12685	022120	292839	481.46	02/21/2020	INV	PD	Per Diem - 2020 Legis / B
						771.26				
464 KENCO FIRE EQUIPMENT INC										
9418	22004925	12/26/2019	10852	01212020	292145	2,351.00	01/17/2020	INV	PD	Hip Boots for PPE
9417	22004931	12/26/2019	10851	01212020	292145	320.00	01/17/2020	INV	PD	Hip Boots for PPE
11534	22005884	02/14/2020	13037	022820	293010	179.00	02/28/2020	INV	PD	Hip Boots for David R
8168	22004678	12/04/2019	9579	12202019	291716	168.53	12/20/2019	INV	PD	Boots for PPE
						3,018.53				
466 RENEE A THOMAS										
8918	22004866	12/26/2019	10337	01072020	291952	635.00	01/03/2020	INV	PD	leather goods for museum
467 AZUGA INC										
9919	22004748	12/16/2019	11371	012820	292285	445.49	01/31/2020	INV	PD	Azunga Smart Transit Trac
468 PRESTIGE COLLISION CENTER										
10354	22004839	01/24/2020	11828	020420	292532	5,317.51	02/07/2020	INV	PD	Repair Unit 1409

DOCUMENT	P.O.	INV DATE	VOUCHER	CHECK RUN	CHECK #	INVOICE NET	DUE DATE	TYPE	STS	INVOICE DESCRIPTION
471 PATRICIA ORTIZ										
11486	22005438	02/26/2020	12989	022820	293040	904.86	02/28/2020	INV	PD	Travel - Floodplain - FEM
472 GILBERT CASTILLO										
8827	22004958	12/18/2019	10244	01072020	291939	445.00	01/03/2020	INV	PD	Catering for Advisory Boa
473 HILL BROTHERS CHEMICAL CO										
11096	22004924	12/30/2019	12589	022120	292853	875.83	02/21/2020	INV	PD	To repair Reservoir 1 & 2
475 MCNEILUS FINANCIAL INC										
10461	22004861	12/11/2019	11939	020720	292598	6,241.00	02/07/2020	INV	PD	REPAIR TARP SYSTEM SW #14
10592	22005426	01/28/2020	12074	021120	292642	2,064.04	02/14/2020	INV	PD	REPLACEMENT CYLINDER FOR
12125	22006259	02/25/2020	13642	031320	293314	1,828.75	03/13/2020	INV	PD	REPLACEMENT CABLE CYL FOR
						10,133.79				
477 PNA CONSTRUCTION										
12623	22005199	02/03/2020	14153	032020	293471	1,607.00	03/20/2020	INV	PD	flooring for H.R.
478 EXEMPLIS										
12701	22005250	03/02/2020	14234	032420	293501	1,393.92	03/27/2020	INV	PD	office chairs
479 BRANDY VILLARREAL										
9620	22005109	12/28/2019	11062	01242020	292195	500.00	01/24/2020	INV	PD	Trash Pick-Up Not To Exce
482 JESSIE WILLIAMS										
10593	22005149	02/07/2020	12075	021120	292647	30,000.00	02/14/2020	INV	PD	2020 4th of July firework
484 U.S. ART CO., INC										
9316	22005150	01/10/2020	10748	01142020	292087	10,752.97	01/17/2020	INV	PD	outgoing shipping of Frid
485 SYSAID TECHNOLOGIES INC										
8355	22005129	12/26/2019	9771	12312019	291843	3,543.00	12/31/2019	INV	PD	HelpDesk and Asset MGMT S
486 ABBOTT PRODUCTS INC										
10382	22005458	01/15/2020	11856	020420	292453	1,068.57	02/07/2020	INV	PD	BINGO SUPPLIES FOR GAMES
487 MARIO ROCHA										
8885		12/10/2019	10303	01072020	291907	12.00	01/03/2020	INV	PD	Traveled to Hobbs, NM to
488 P & M SOLUTIONS LLC										
10179	22005238	01/09/2020	11648	01312020	292403	451.60	01/31/2020	INV	PD	Control weeds at lift sta

DOCUMENT	P.O.	INV DATE	VOUCHER	CHECK RUN	CHECK #	INVOICE NET	DUE DATE	TYPE	STS	INVOICE DESCRIPTION
490 ASPEN II DISTRIBUTING INC										
10026		22005311 01/16/2020	11490	012820	292284	1,425.50	01/31/2020	INV	PD	restock shop supplies for
491 HOLTZ INDUSTRIES INC										
12043		22005652 02/12/2020	13560	031020	293200	218.88	03/10/2020	INV	PD	REPLACE BACK-UP LAMPS SW
12185		22006415 02/28/2019	13703	031320	293304	231.00	03/13/2020	INV	PD	REPLACE WORKING LIGHTS ON
						449.88				
492 DYNAMIC OF CARLSBAD LLC										
12971		22005630 02/13/2020	14511	03312020	293664	16,811.25	03/31/2020	INV	PD	REPLACEMENT AIR CONDITION
494 FARRWEST ENVIRONMENTAL SUPPLY INC										
9988		22005342 01/13/2020	11446	012820	292310	935.30	01/31/2020	INV	PD	Sensors for Hazmat
496 ISAIAH MORALES										
9352		01/08/2020	10786	01212020	292139	12.00	01/17/2020	INV	PD	Travel to Albuquerque NM
497 RICARDO QUINTELA										
11800		22005396 02/28/2020	13309	030620	293154	500.00	03/06/2020	INV	PD	Trash Pick-Up Not To Exce
498 ALL PRO TURF SERVICE INC										
12041		22005877 03/06/2020	13558	031020	293166	17,075.00	03/10/2020	INV	PD	cost to have drill n fill
502 ZETX INC										
10443		22005568 01/13/2020	11920	020720	292638	1,400.00	02/07/2020	INV	PD	40 Hr. Criminal Investiga
510 BLAINE INDUSTRIAL SUPPLY										
10648		22001112 07/17/2019	12132	021420	292669	237.72	02/14/2020	INV	PD	Absorbent for container s
2676		22001766 08/28/2019	2792	09122019	289543	1,482.42	09/13/2019	INV	PD	soap for cleaning solid w
3116		22002246 08/21/2019	3240	09202019	289707	307.01	09/20/2019	INV	PD	Janitorial Supplies
2947		22002497 09/04/2019	3063	09202019	289707	363.84	09/20/2019	INV	PD	Restock Car Washing Suppl
3474		22002790 09/11/2019	3603	09242019	289861	134.91	09/20/2019	INV	PD	Restock Warehouse
5539		22003825 10/23/2019	6032	10252019	290663	289.52	10/25/2019	INV	PD	Restock Warehouse
9149		22004989 12/23/2019	10572	01102020	291978	242.56	01/10/2020	INV	PD	Car washing supplies
10124		22005663 01/28/2020	11591	01312020	292387	136.11	01/31/2020	INV	PD	Restock Warehouse
11308		22006045 02/19/2020	12806	022520	292909	475.44	02/28/2020	INV	PD	floor dry for various spi
11309		22006094 02/19/2020	12807	022520	292909	83.04	02/28/2020	INV	PD	wipes for ppe restock war
						3,752.57				
511 M & M DISTRIBUTION LLC										
12579		22006685 03/10/2020	14106	032020	293440	518.00	03/20/2020	INV	PD	Glass beads for airport s
513 KENNETH BERTIN										
12437		22005504 03/16/2020	13962	031720	293392	195.81	03/17/2020	INV	PD	Replace Sign Letters at t

DOCUMENT	P.O.	INV DATE	VOUCHER	CHECK RUN	CHECK #	INVOICE NET	DUE DATE	TYPE	STS	INVOICE DESCRIPTION
514 PAYROLL										
11726		10/31/2019	13234		366914	489.31	10/31/2019	DIR	PD	PAYROLL
515 THE NATIONAL GUITAR MUSEUM LLC										
9859	22005586	01/22/2020	11311	012820	292337	6,007.00	01/31/2020	INV	PD	rental fee summer 2020 gu
11358	22005586	02/13/2020	12857	022820	293028	7,997.67	02/28/2020	INV	PD	rental fee summer 2020 gu
						14,004.67				
518 GUILLERMO ACEVEDO										
12434	22005577	01/27/2020	13959	031720	293359	1,292.36	03/17/2020	INV	PD	ENG-1 NEEDS MUFFLER CLEAN
520 D DEAN HINSON										
10463	22005862	01/17/2020	11941	020720	292570	171.49	02/07/2020	INV	PD	Uniform Pants for Dean Hi
11438	22005821	02/26/2020	12941	022820	292987	32.94	02/28/2020	INV	PD	Per Diem - Psych Eval - 0
						204.43				
522 CRAIG VARJABEDIAN PHOTOGRAPHY LLC										
11662	22006191	02/27/2020	13169	032020	293089	2,500.00	03/06/2020	INV	PD	reservation fee white san
525 RETAILER SOLUTIONS CO LLC										
10677	22005918	02/04/2020	12163	021420	292677	348.81	02/14/2020	INV	PD	hanging displays, signs
528 DECOR FURNITURE										
10880		02/14/2020	12369	Feb PR#1	400218	423.09	02/14/2020	INV	PD	M-17-CV-2019-00029
11512		02/28/2020	13015	Feb PR#2	400294	522.51	02/28/2020	INV	PD	M-17-CV-2019-00029
12254		03/13/2020	13774	Mar PR#1	400376	254.98	03/13/2020	INV	PD	M-17-CV-2019-00029
						1,200.58				
529 ARTEMAX INC										
11233	22006010	02/10/2020	12729	022120	292898	1,317.00	02/21/2020	INV	PD	15,000 red - 15,000 green
530 JEAN MARIE HASEMAN										
11756	22006139	02/24/2020	13265	032020	293099	206.40	03/06/2020	INV	PD	stock for store
531 BLACKSTONE AUDIO										
9984	22004530	01/10/2020	11442	012820	292290	47.96	01/31/2020	INV	PD	Audiobooks for collection
9779	22004530	01/10/2020	11230	01242020	292194	423.35	01/24/2020	INV	PD	Audiobooks for collection
10462	22004530	01/28/2020	11940	020720	292556	80.73	02/07/2020	INV	PD	Audiobooks for collection
						552.04				
532 INSIGHT DIRECT USA INC										
11611	22006028	02/11/2020	13117	022820	293003	162.26	02/28/2020	INV	PD	Surface Mouse
11608	22006067	02/13/2020	13114	022820	293003	654.57	02/28/2020	INV	PD	Standing Desk and Docks

DOCUMENT	P.O.	INV DATE	VOUCHER	CHECK RUN	CHECK #	INVOICE NET	DUE DATE	TYPE	STS	INVOICE DESCRIPTION
11630	22006029	02/14/2020	13137	022820	293002	48.44	02/28/2020	INV	PD	Printing Material for Pho
11609	22006067	02/18/2020	13115	022820	293003	425.17	02/28/2020	INV	PD	Standing Desk and Docks
11443	22006213	02/20/2020	12946	022820	293003	1,165.28	02/28/2020	INV	PD	UPS Battery Backup Spares
12071	22006361	02/26/2020	13588	031320	293305	939.47	03/13/2020	INV	PD	Code Enforcement Printers
12060	22006352	02/26/2020	13577	031320	293305	501.04	03/13/2020	INV	PD	Digital Camera-Canon
12070	22006447	02/29/2020	13587	031320	293305	241.38	03/13/2020	INV	PD	Cables
12547	22006447	03/02/2020	14074	032020	293427	187.40	03/20/2020	INV	PD	Cables
12548	22006510	03/02/2020	14075	032020	293428	103.15	03/20/2020	INV	PD	Enviro Sensor
13062	22006394	03/04/2020	14606	03312020	293674	8,830.92	03/31/2020	INV	PD	fi7160 Professional duple
13065	22006279	03/10/2020	14609	03312020	293674	323.16	03/31/2020	INV	PD	Supplies for Detective Di
12772	22006692	03/10/2020	14306	032720	293589	143.91	03/27/2020	INV	PD	Microsoft surface keyboar
12773	22006693	03/11/2020	14307	032720	293589	99.25	03/27/2020	INV	PD	External CD drives.
						13,825.40				
533 JESUS D FUENTES										
11319	22006036	02/15/2020	12817	022520	292925	500.00	02/28/2020	INV	PD	Trash Pickup Not to Excee
534 ANGELICA CHAVEZ										
12222	22006046	02/29/2020	13741	03132020	28504	500.00	03/13/2020	INV	PD	Trash Pickup Not to Excee
535 TOM GREEN COUNTY										
10772	22006049	02/11/2020	12260	021420	292767	9.99	02/14/2020	INV	PD	Replacement copy of lost
536 DEANNA TAYLOR										
12169	22006089	03/12/2020	13687	031320	293283	1,942.50	03/13/2020	INV	PD	Census Outreach Services
559 BOYS & GIRLS CLUB OF CARLSBAD										
833	22001325	07/19/2019	875	08022019	288858	51,000.00	08/02/2019	INV	PD	Services for 2019-2020
580 BRANDON INDUSTRIES, INC.										
1738	22001534	07/29/2019	1819	08162019	289109	673.00	08/16/2019	INV	PD	Restock warehouse-Globes
3710	22002545	08/29/2019	3842	09302019	290007	288.00	09/27/2019	INV	PD	Acorn Globes for Riverwal
8151	22003583	10/15/2019	9562	12202019	291670	568.00	12/20/2019	INV	PD	Replacement Globes for Ci
5578	22003626	10/15/2019	6072	10252019	290669	536.00	10/25/2019	INV	PD	replace light globes @Cas
8146	22004018	10/31/2019	9557	12202019	291670	536.00	12/20/2019	INV	PD	replace light globes @Cas
6460	22004194	11/08/2019	6980	11142019	291024	285.00	11/15/2019	INV	PD	restock warehouse- lamp g
7478	22004550	11/27/2019	8028	12062019	291471	567.00	12/06/2019	INV	PD	Restock Warehouse- Lamp P
9152	22003063	12/31/2019	10575	01102020	291979	1,546.00	01/10/2020	INV	PD	Replace Light Fixture @Ra
12048	22006536	03/05/2020	13565	031020	293177	1,723.00	03/10/2020	INV	PD	Replace globes at beach a
						6,722.00				
616 BRININSTOOL EQUIPMENT SALES INC										
10385	22005636	01/29/2020	11859	020420	292467	1,976.50	02/07/2020	INV	PD	Patrol Unit Equipment & S
12669	22006926	03/19/2020	14200	032420	293505	198.61	03/27/2020	INV	PD	Supplies for Community Se
11612	22020045	05/23/2019	13118	022820	292968	146.70	02/28/2020	INV	PD	192270- Cable Bolts for B
172	22001022	07/12/2019	186	07192019	288565	167.90	07/19/2019	INV	PD	Ant Kill for pest control
171	22001111	07/12/2019	185	07192019	288565	112.36	07/19/2019	INV	PD	gas cans
157	22001036	07/15/2019	171	07192019	288565	47.34	07/19/2019	INV	PD	Filters P100 3m for mecha

DOCUMENT	P.O.	INV DATE	VOUCHER	CHECK RUN	CHECK #	INVOICE NET	DUE DATE	TYPE	STS	INVOICE DESCRIPTION
2377	22001215	07/16/2019	2485	09042019	289467	413.77	09/06/2019	INV	PD	Safety Supplies for City
12143	22001215	07/16/2019	13661	031320	293267	413.77	03/13/2020	INV	PD	Safety Supplies for City
341	22001313	07/19/2019	364	072519LO	288701	322.68	07/26/2019	INV	PD	SUPPLIES FOR COMMUNITY SE
1591	22001532	07/22/2019	1667	08162019	289110	293.72	08/16/2019	INV	PD	SUPPLIES FOR STREET DEPAR
702	22001043	07/22/2019	735	08022019	288859	36.58	08/02/2019	INV	PD	supplies for the Electric
1667	22001538	07/22/2019	1746	08162019	289110	416.63	08/16/2019	INV	PD	restock warehouse & tool
1035	22001208	07/24/2019	1092	08082019	288936	310.21	08/09/2019	INV	PD	Work Shirts for DE employ
1036	22001209	07/24/2019	1093	08082019	288936	270.58	08/09/2019	INV	PD	Shirts foe Collections em
1037	22001430	07/24/2019	1094	08082019	288936	1,213.20	08/09/2019	INV	PD	Work Shirts for Water Dep
629	22001651	07/25/2019	661	073119	288777	114.18	07/31/2019	INV	PD	Tools for facility mainte
726	22001537	07/30/2019	760	08022019	288859	50.89	08/02/2019	INV	PD	SUPPLIES STREET DEPT. COM
1515	22001821	07/31/2019	1590	08162019	289110	217.77	08/16/2019	INV	PD	Chain and Locks for Pate
1609	22001931	08/05/2019	1685	08162019	289110	613.62	08/16/2019	INV	PD	Restock Warehouse
1657	22002041	08/08/2019	1736	08162019	289110	200.68	08/16/2019	INV	PD	Harness for Nick Sullivan
1588	22001931	08/13/2019	1664	08162019	289110	99.46	08/16/2019	INV	PD	Restock Warehouse
1590	22002105	08/13/2019	1666	08162019	289110	258.47	08/16/2019	INV	PD	Restock Warehouse
1833	22002229	08/15/2019	1920	08232019	289220	90.54	08/23/2019	INV	PD	Restock Warehouse -
1868	22001974	08/15/2019	1956	08232019	289220	41.98	08/23/2019	INV	PD	O-rings for repairing irr
1869	22002173	08/15/2019	1957	08232019	289220	286.47	08/23/2019	INV	PD	Tools for the irrigation
2287	22002383	08/21/2019	2393	08302019	289338	121.93	08/30/2019	INV	PD	locks for use in multiple
3709	22001430	08/26/2019	3841	09302019	290008	149.94	09/27/2019	INV	PD	Work Shirts for Water Dep
2360	22002365	08/26/2019	2468	09042019	289467	134.95	09/06/2019	INV	PD	Boxes of Rags for general
2598	22002504	08/29/2019	2712	09122019	289546	196.98	09/13/2019	INV	PD	Restock Warehouse - Paint
5260	22002586	09/03/2019	5745	10212019	290504	1,350.89	10/18/2019	INV	PD	safety cabinet for flamma
2690	22002724	09/05/2019	2806	09122019	289546	261.18	09/13/2019	INV	PD	Pressure Washer equipment
3012	22002785	09/09/2019	3131	09202019	289710	669.75	09/20/2019	INV	PD	Restock Warehouse-various
3446	22002887	09/16/2019	3575	09242019	289864	763.10	09/20/2019	INV	PD	City shirts for the parks
6435	22002982	09/17/2019	6955	11142019	291021	61.98	11/15/2019	INV	PD	SUPPLIES FOR THE COMMUNIT
3442	22002998	09/18/2019	3571	09242019	289864	396.02	09/20/2019	INV	PD	Material to restock wareh
3827	22002928	09/18/2019	3964	09302019	290008	119.70	09/27/2019	INV	PD	MATERIALS FOR #2 RESEVOIR
3961	22003110	09/23/2019	4099	10042019	290116	216.80	10/04/2019	INV	PD	Material to restock wareh
3923	22003116	09/27/2019	4058	10042019	290116	77.91	10/04/2019	INV	PD	P-100 Filter Mask & Cartr
4022	22003261	09/27/2019	4162	10042019	290116	145.25	10/04/2019	INV	PD	Restock Warehouse
4019	22003245	09/27/2019	4159	10042019	290116	196.98	10/04/2019	INV	PD	Material to restock wareh
4307	22003350	10/01/2019	4469	10102019	290227	100.98	10/11/2019	INV	PD	Eyewash Station for Loco
4568	22003368	10/01/2019	4739	10112019	290305	540.76	10/11/2019	INV	PD	Shackles & Chains
4234	22003369	10/01/2019	4394	10102019	290227	137.94	10/11/2019	INV	PD	SUPPLIES FOR CONSTRUCTION
4309	22003373	10/01/2019	4472	10102019	290227	990.00	10/11/2019	INV	PD	sand bags
4193	22003385	10/02/2019	4339	10042019	290116	69.25	10/04/2019	INV	PD	SUPPLIES FOR CONSTRUCTION
4532	22003434	10/03/2019	4702	10112019	290305	602.14	10/11/2019	INV	PD	Restock Warehouse-various
4562	22003396	10/08/2019	4732	10112019	290305	213.06	10/11/2019	INV	PD	Tools for the parks depar
4909	22003566	10/09/2019	5386	10172019	290438	278.80	10/18/2019	INV	PD	Restock Warehouse -Variou
5193	22003662	10/14/2019	5676	10212019	290504	26.38	10/18/2019	INV	PD	Safety signs for the park
5331	22003691	10/15/2019	5817	10212019	290504	272.80	10/18/2019	INV	PD	Restock Warehouse -variou
5317	22003711	10/16/2019	5803	10212019	290504	378.78	10/18/2019	INV	PD	Supplies for Community Se
6444	22003595	10/18/2019	6964	11142019	291021	923.12	11/15/2019	INV	PD	union uniform shirts cons
5851	22003832	10/23/2019	6349	10312019	290765	207.16	10/31/2019	INV	PD	Leather gloves and eye pr
6436	22003886	10/24/2019	6956	11142019	291021	246.21	11/15/2019	INV	PD	Restock Warehouse
5790	22003929	10/24/2019	6286	10312019	290765	114.18	10/31/2019	INV	PD	stock wrench on service t
6443	22003911	10/24/2019	6963	11142019	291021	1,475.00	11/15/2019	INV	PD	Flashlights stock & repla
6423	22003837	10/25/2019	6943	11142019	291021	218.93	11/15/2019	INV	PD	JACKET AND UNIFORMS FORT
6440	22003821	10/28/2019	6960	11142019	291021	75.54	11/15/2019	INV	PD	SHIRTS FOR NEW HIRE ALEX
6424	22004069	10/31/2019	6944	11142019	291021	269.33	11/15/2019	INV	PD	Restock Warehouse
6445	22004019	11/04/2019	6965	11142019	291021	897.89	11/15/2019	INV	PD	FLAMMABLE CABINET 30 GAL
6421	22004125	11/04/2019	6940	11142019	291021	188.18	11/15/2019	INV	PD	Dispose of asbestos per O

DOCUMENT	P.O.	INV DATE	VOUCHER	CHECK RUN	CHECK #	INVOICE NET	DUE DATE	TYPE	STS	INVOICE DESCRIPTION
6422	22004126	11/04/2019	6941	11142019	291021	301.47	11/15/2019	INV	PD	Restock Warehouse
6451	22004143	11/04/2019	6971	11142019	291021	52.81	11/15/2019	INV	PD	Restock Warehouse
7246	22004195	11/06/2019	7787	12032019	291396	182.97	12/06/2019	INV	PD	Channel locks for water s
6458	22004216	11/12/2019	6978	11142019	291021	128.90	11/15/2019	INV	PD	Shirts for the parks depa
10761	22004069	11/12/2019	12248	021420	292668	127.74	02/14/2020	INV	PD	Restock Warehouse
7397	22004275	11/12/2019	7946	12062019	291468	545.70	12/06/2019	INV	PD	gloves for ppe @Collectio
7476	22004280	11/14/2019	8026	12062019	291468	357.39	12/06/2019	INV	PD	AIR COMPRESSOR PARTS
6894	22004272	11/14/2019	7423	11222019	291253	69.54	11/22/2019	INV	PD	union uniforms
7398	22004386	11/22/2019	7947	12062019	291469	756.78	12/06/2019	INV	PD	Uniforms for Electrical D
8237	22004537	11/25/2019	9650	12272019	291771	461.35	12/27/2019	INV	PD	osha safety equipment
7399	22004555	11/26/2019	7948	12062019	291469	136.71	12/06/2019	INV	PD	Restock Warehouse - glove
7245	22004566	11/26/2019	7786	12032019	291397	163.71	12/06/2019	INV	PD	Gloves For PPE / Restock
7400	22004601	12/02/2019	7949	12062019	291469	194.76	12/06/2019	INV	PD	replace damaged water jug
7401	22004643	12/03/2019	7950	12062019	291469	725.02	12/06/2019	INV	PD	Restock Warehouse
7661	22004733	12/06/2019	8216	12122019	291573	308.26	12/13/2019	INV	PD	gloves for cleanup day pe
7687	22004790	12/09/2019	8242	12122019	291573	266.99	12/13/2019	INV	PD	Restock Warehouse
7694	22004601	12/10/2019	8249	12122019	291573	97.38	12/13/2019	INV	PD	replace damaged water jug
8252	22004831	12/13/2019	9666	12272019	291771	72.38	12/27/2019	INV	PD	Boot Brush Scrusher
8244	22003595	12/13/2019	9658	12272019	291771	137.94	12/27/2019	INV	PD	union uniform shirts cons
8238	22004916	12/13/2019	9651	12272019	291771	285.84	12/27/2019	INV	PD	Ratchet straps, and tool
8227	22005076	12/20/2019	9640	12272019	291771	524.06	12/27/2019	INV	PD	Restock Warehouse
8887	22005112	12/23/2019	10304	01072020	291860	439.16	01/03/2020	INV	PD	Restock Warehouse
9612	22005200	01/02/2020	11054	01242020	292193	176.89	01/24/2020	INV	PD	tag out station for depar
9154	22005202	01/03/2020	10577	01102020	291977	105.98	01/10/2020	INV	PD	marking pens for warehous
9362	22005301	01/09/2020	10796	01212020	292106	164.03	01/17/2020	INV	PD	tyvek suits for ppe
10235	22005324	01/09/2020	11706	020420	292467	164.03	02/07/2020	INV	PD	tyvek suits for ppe
9365	22005284	01/10/2020	10799	01212020	292106	131.34	01/17/2020	INV	PD	SUPPLIES FOR COMMUNITY SE
9982	22005486	01/15/2020	11440	012820	292289	243.65	01/31/2020	INV	PD	Supplies for Community Se
9711	22005360	01/13/2020	11156	01242020	292193	523.92	01/24/2020	INV	PD	Restock Warehouse
9796	22005488	01/16/2020	11247	01242020	292193	78.55	01/24/2020	INV	PD	Restock Warehouse
9981	22005487	01/16/2020	11439	012820	292289	241.59	01/31/2020	INV	PD	dust mask for const. dept
9780	22005560	01/21/2020	11231	01242020	292193	89.19	01/24/2020	INV	PD	Restock Warehouse
9782	22005467	01/21/2020	11233	01242020	292193	530.47	01/24/2020	INV	PD	Uniforms for union employ
10234	22005569	01/21/2020	11704	020420	292467	50.65	02/07/2020	INV	PD	coolant for Vermeer Vacuu
10966	22005578	01/24/2020	12457	021820	292779	474.50	02/21/2020	INV	PD	DRY SWEEP NEEDED FOR GARA
10211	22005667	01/27/2020	11681	020420	292467	228.80	02/07/2020	INV	PD	Restock Warehouse
11632	22005636	01/30/2020	13138	022820	292968	52.50	02/28/2020	INV	PD	Patrol Unit Equipment & S
10278	22005780	01/31/2020	11749	020420	292467	77.91	02/07/2020	INV	PD	RESPIRATOR FILTERS AND MA
10457	22005904	02/04/2020	11934	020720	292554	477.17	02/07/2020	INV	PD	bolt cutters and locks
12678	22005868	02/06/2020	14208	032420	293505	1,017.68	03/27/2020	INV	PD	Patrol Unit Equipment & S
10729	22005966	02/06/2020	12215	021420	292668	44.28	02/14/2020	INV	PD	oil for trash pumps
10967	22006026	02/10/2020	12458	021820	292779	1,013.38	02/21/2020	INV	PD	Restock Warehouse
11507	22006022	02/11/2020	13009	022820	292968	842.08	02/28/2020	INV	PD	MIWAUKEE DRILL KIT & 1/2
10968	22006039	02/11/2020	12459	021820	292779	161.80	02/21/2020	INV	PD	clevis for tool repair
10993	22006003	02/11/2020	12486	021820	292779	297.80	02/21/2020	INV	PD	shovels for various jobs
10971	22006072	02/12/2020	12461	021820	292779	23.08	02/21/2020	INV	PD	Gaskets for cam lock fitt
11529	22006127	02/13/2020	13032	022820	292968	81.98	02/28/2020	INV	PD	replace rock bars in tool
11533	22006153	02/14/2020	13036	022820	292968	284.94	02/28/2020	INV	PD	material for sw service t
11515	22006192	02/18/2020	13018	022820	292968	434.54	02/28/2020	INV	PD	Restock Warehouse
11283	22006173	02/19/2020	12779	022520	292907	19.89	02/28/2020	INV	PD	cut off wheel for new gri
12058	22005807	01/30/2020	13575	031320	293267	331.78	03/13/2020	INV	PD	Screw Driver for inspecto
11276	22006310	02/21/2020	12772	022520	292907	306.82	02/28/2020	INV	PD	Restock Warehouse
11642	22006305	02/27/2020	13149	022820	292968	2,649.89	02/28/2020	INV	PD	SR24 Line Locator 44473
11621	22006063	02/27/2020	13127	022820	292968	1,617.34	02/27/2020	INV	PD	tools
11892	22006523	03/03/2020	13405	031020	293173	391.75	03/10/2020	INV	PD	Restock Warehouse

DOCUMENT	P.O.	INV DATE	VOUCHER	CHECK RUN	CHECK #	INVOICE NET	DUE DATE	TYPE	STS	INVOICE DESCRIPTION
11981	22006568	03/04/2020	13496	031020	293173	268.68	03/10/2020	INV	PD	Paint to mark water & sew
11962	22006580	03/05/2020	13477	031020	293173	103.67	03/10/2020	INV	PD	jackhammer oiler
12052	22006623	03/07/2020	13569	031020	293173	420.30	03/10/2020	INV	PD	Restock Warehouse
12520	22006752	03/12/2020	14046	032020	293405	709.05	03/20/2020	INV	PD	Restock Warehouse
12545	22006650	03/16/2020	14071	032020	293405	2,082.01	03/20/2020	INV	PD	Replacement dock bumpers
12544	22006635	03/18/2020	14070	032020	293405	143.94	03/20/2020	INV	PD	traffic cones for jet tru
12668	22006887	03/19/2020	14198	032420	293505	39.78	03/27/2020	INV	PD	grinder dics
12667	22006808	03/19/2020	14197	032420	293505	331.39	03/27/2020	INV	PD	Replacement boat dock cle
12671	22006896	03/20/2020	14201	032420	293505	50.69	03/27/2020	INV	PD	Toilet Paper
12949	22006949	03/20/2020	14486	03312020	293651	3,394.10	03/31/2020	INV	PD	PPE supplies for COVID re
12951	22006981	03/23/2020	14487	03312020	293651	2,766.93	03/31/2020	INV	PD	PPE
12817	22006776	03/24/2020	14352	032720	293568	449.89	03/27/2020	INV	PD	Extension Ladder 32 foot
12816	22007013	03/24/2020	14351	032720	293568	376.53	03/27/2020	INV	PD	latex gloves
12980	22007058	03/26/2020	14522	03312020	293651	186.53	03/31/2020	INV	PD	disposable coverall w/ ho
13068	22007129	03/27/2020	14612	03312020	293651	600.36	03/31/2020	INV	PD	Supplies for Community Se
						52,995.31				
635 BRODART CO.										
329	22000978	03/31/2019	352	072319jd	288628	7,148.40	07/26/2019	INV	PD	Annual McNaughton Book Le
638 BOHANNAN HUSTON INC.										
6935	22001694	10/07/2019	7466	11222019	291254	11,727.18	11/22/2019	INV	PD	Engineering Services for
7124	22001694	11/06/2019	7663	11262019	291316	10,475.95	11/29/2019	INV	PD	Engineering Services for
6624	22003443	11/06/2019	7144	111519	28466	7,727.95	11/15/2019	INV	PD	CANAL ST. STORM DRAIN ENG
8192	22003443	12/03/2019	9604	12262019	28479	17,387.89	12/27/2019	INV	PD	CANAL ST. STORM DRAIN ENG
7679	22020376	12/04/2019	8234	12122019	291575	5,147.88	12/13/2019	INV	PD	ENGINEERING SERVICES TO U
7826	22001694	12/05/2019	8658	12202019	291669	8,370.17	12/20/2019	INV	PD	Engineering Services for
10679	22001694	02/05/2020	12165	021420	292670	12,148.34	02/14/2020	INV	PD	Engineering Services for
11346	22005529	02/05/2020	12845	022520	28495	4,712.63	02/28/2020	INV	PD	FARM VIEW AREA STORM WATE
12635	22003443	03/03/2020	14164	32020	28512	1,931.99	03/20/2020	INV	PD	CANAL ST. STORM DRAIN ENG
12636	22005529	03/03/2020	14165	32020	28512	17,279.63	03/20/2020	INV	PD	FARM VIEW AREA STORM WATE
12372	22001694	03/03/2020	13893	031720	293360	12,330.09	03/17/2020	INV	PD	Engineering Services for
11982	22005148	03/04/2020	13497	031020	293175	1,678.84	03/10/2020	INV	PD	Repair work on Reservoir
10394	22003443	01/07/2020	11869	02042020	28489	7,727.95	02/07/2020	INV	PD	CANAL ST. STORM DRAIN ENG
11343	22003443	02/05/2020	12842	022520	28495	3,863.97	02/28/2020	INV	PD	CANAL ST. STORM DRAIN ENG
148	22020255	06/06/2019	160	072219LO	288582	3,032.75	07/19/2019	INV	PD	DIVER TO PROVIDE WET INSP
485	22020376	06/30/2019	516	072619LO	288730	3,929.14	07/26/2019	INV	PD	ENGINEERING SERVICES TO U
486	22020222	06/30/2019	517	072619LO	288730	812.34	07/26/2019	INV	PD	ENGINEERING REVIEW OF SEW
3465	22001694	09/04/2019	3594	09242019	289863	17,868.51	09/20/2019	INV	PD	Engineering Services for
						148,153.20				
652 BROWNING GARAGE DOORS LLC										
67	22020377	06/27/2019	70	072219LO	288583	321.03	07/19/2019	INV	PD	191658-civic center garag
82	22020214	06/27/2019	85	07192019	288608	3,391.75	07/19/2019	INV	PD	REINSTALL DOOR THAT WAS H
1646	22020128	08/01/2019	1724	08162019	289111	1,978.67	08/16/2019	INV	PD	REPAIR GARAGE BAY DOOR AT
1649	22001361	08/07/2019	1727	08162019	289111	651.26	08/16/2019	INV	PD	Garage door repairs for a
1637	22001927	08/08/2019	1716	08162019	289111	134.56	08/16/2019	INV	PD	Repair Warehouse Overhead
1881	22001361	08/19/2019	1971	08232019	289221	134.56	08/23/2019	INV	PD	Garage door repairs for a
4520	22003428	10/08/2019	4690	10112019	290308	182.65	10/11/2019	INV	PD	Garage Door Repair at the
5510	22003851	10/22/2019	6002	10252019	290671	102.26	10/25/2019	INV	PD	repairs to overhead door
7016	22001361	11/11/2019	7551	11222019	291257	148.56	11/22/2019	INV	PD	Garage door repairs for a
7025	22003326	11/11/2019	7560	11222019	291257	275.76	11/22/2019	INV	PD	garage door maintenance

DOCUMENT	P.O.	INV DATE	VOUCHER	CHECK RUN	CHECK #	INVOICE NET	DUE DATE	TYPE	STS	INVOICE DESCRIPTION
9515	22001361	12/17/2019	10953	01212020	292108	150.70	01/17/2020	INV	PD	Garage door repairs for a
9987	22001361	01/17/2020	11445	012820	292291	251.89	01/31/2020	INV	PD	Garage door repairs for a
12499	22005525	01/29/2020	14025	032020	293411	8,010.56	03/20/2020	INV	PD	Repair entry & exit gates
11173	22001361	02/03/2020	12667	022120	292818	242.20	02/21/2020	INV	PD	Garage door repairs for a
9407	22002992	11/12/2019	10841	01212020	292108	4,183.08	01/17/2020	INV	PD	Repair 8' x 4'8" Cornell
						20,159.49				
661 BNSF RAILWAY COMPANY CORP										
312	22001385	07/12/2019	334	072519LO	288700	544.53	07/26/2019	INV	PD	15" Main Sewer-Plaza to F
313	22001385	07/12/2019	335	072519LO	288700	130.48	07/26/2019	INV	PD	15" Main Sewer-Plaza to F
10120	22001385	01/17/2020	11587	01312020	292388	680.65	01/31/2020	INV	PD	15" Main Sewer-Plaza to F
						1,355.66				
662 BSN SPORTS LLC										
10483	22005687	01/28/2020	11962	020720	292558	315.90	02/07/2020	INV	PD	net to divide upstairs co
9643	22004539	12/10/2019	11087	01242020	292196	1,177.04	01/24/2020	INV	PD	SUPPLIES FOR FITNESS ACTI
11551	22006287	02/21/2020	13056	022820	292971	297.71	02/28/2020	INV	PD	replace worn out cables f
						1,790.65				
693 ASKART INC.										
1000	22001181	06/13/2019	1055	08082019	288933	234.00	08/09/2019	INV	PD	2019-20 annual subscripti
701 BIO AQUATIC TESTING INC										
242	22001415	07/08/2019	261	072519LO	288699	1,590.00	07/26/2019	INV	PD	ANNUAL/QUARTERLY TESTS FO
5174	22001311	09/30/2019	5656	10172019	290440	1,590.00	10/18/2019	INV	PD	Annual/Qrtly Ceriodaphnia
8245	22001311	12/18/2019	9659	12272019	291772	1,590.00	12/27/2019	INV	PD	Annual/Qrtly Ceriodaphnia
12807	22001311	03/22/2020	14342	032720	293569	1,590.00	03/27/2020	INV	PD	Annual/Qrtly Ceriodaphnia
						6,360.00				
716 RJ BORDER INTERNATIONAL										
1840	22001628	07/31/2019	1928	08232019	289283	626.63	08/23/2019	INV	PD	Replacement parts for uni
736 BEAR PAW EMBROIDERY CORP.										
1685	22001332	07/26/2019	1763	08162019	289106	30.68	08/16/2019	INV	PD	Embroidery & Patch Sew Ou
5433	22001332	07/31/2019	5924	10252019	290662	30.68	10/25/2019	INV	PD	Embroidery & Patch Sew Ou
1717	22000842	08/13/2019	1796	08162019	289106	166.85	08/16/2019	INV	PD	Uniform embroidery, sew o
2029	22000842	08/19/2019	2124	082319	289434	274.23	08/23/2019	INV	PD	Uniform embroidery, sew o
2713	22000842	09/03/2019	2829	09122019	289539	136.17	09/13/2019	INV	PD	Uniform embroidery, sew o
5458	22003159	09/03/2019	5950	10252019	290662	744.25	10/25/2019	INV	PD	employee jackets
2710	22000842	09/05/2019	2826	09122019	289539	180.84	09/13/2019	INV	PD	Uniform embroidery, sew o
3817	22001332	09/23/2019	3953	09302019	290005	37.95	09/27/2019	INV	PD	Embroidery & Patch Sew Ou
5252	22000842	09/30/2019	5737	10212019	290502	602.82	10/18/2019	INV	PD	Uniform embroidery, sew o
5461	22003159	10/02/2019	5953	10252019	290662	120.56	10/25/2019	INV	PD	employee jackets
5523	22000842	10/14/2019	6015	10252019	290662	15.07	10/25/2019	INV	PD	Uniform embroidery, sew o
5430	22001332	10/14/2019	5921	10252019	290662	191.47	10/25/2019	INV	PD	Embroidery & Patch Sew Ou
6844	22004453	10/25/2019	7373	11222019	291150	94.50	11/22/2019	INV	PD	Long Sleeve Shirts
6412	22000842	10/25/2019	6931	11142019	291020	15.07	11/15/2019	INV	PD	Uniform embroidery, sew o
6411	22000842	11/04/2019	6930	11142019	291020	120.56	11/15/2019	INV	PD	Uniform embroidery, sew o
7671	22000842	11/05/2019	8226	12122019	291572	35.52	12/13/2019	INV	PD	Uniform embroidery, sew o

DOCUMENT	P.O.	INV DATE	VOUCHER	CHECK RUN	CHECK #	INVOICE NET	DUE DATE	TYPE	STS	INVOICE DESCRIPTION
10028	22004229	11/05/2019	11492	012820	292288	396.00	01/31/2020	INV	PD	Jackets and Caps for Airp
7618	22004384	11/15/2019	8172	12112019	291496	764.00	12/04/2019	INV	PD	City jackets for the park
8795	22001332	12/09/2019	10212	01072020	291859	208.15	01/03/2020	INV	PD	Embroidery & Patch Sew Ou
9520	22004867	12/10/2019	10958	01212020	292105	68.75	01/17/2020	INV	PD	City jacket for the parks
11298	22001332	12/10/2019	12796	022520	292906	146.94	02/28/2020	INV	PD	Embroidery & Patch Sew Ou
8112	22000842	12/11/2019	9517	12202019	291668	25.30	12/20/2019	INV	PD	Uniform embroidery, sew o
9777	22004915	12/12/2019	11228	01242020	292192	761.00	01/24/2020	INV	PD	Coveralls for the parks d
285	22000842	07/12/2019	304	072519LO	288698	61.36	07/26/2019	INV	PD	Uniform embroidery, sew o
1232	22001224	07/16/2019	1297	08122019	288982	673.50	08/09/2019	INV	PD	Uniforms for Employees
11994	22001332	02/18/2020	13509	031020	293172	191.02	03/10/2020	INV	PD	Embroidery & Patch Sew Ou
11926	22006215	02/18/2020	13439	031020	293172	53.25	03/10/2020	INV	PD	uniform
12410	22000842	03/06/2020	13933	031720	293358	30.14	03/17/2020	INV	PD	Uniform embroidery, sew o
						6,176.63				
787 CAIN ELECTRIC SUPPLY CORP										
2700	22001891	08/23/2019	2816	09122019	289548	447.00	09/13/2019	INV	PD	27 IN BLADE SAW COMES WIT
1586	22001894	08/13/2019	1662	08162019	289113	1,640.00	08/16/2019	INV	PD	Replace outdated solar pa
6106	22003336	10/30/2019	6620	110719	290902	125.40	11/08/2019	INV	PD	Fuses- for HVAC and Light
10302	22005461	01/27/2020	11774	020420	292471	3,440.00	02/07/2020	INV	PD	Light Bulbs for Soccer at
11535	22005961	02/19/2020	13038	022820	292973	236.11	02/28/2020	INV	PD	Surge protectors for DE
						5,888.51				
794 CMH HOMES INC.										
2576		05/26/2019	2690	09122019	289562	1,536.84	09/13/2019	INV	PD	1707 Curry
809 CDW-GOVERNMENT INC										
5114	22003082	09/19/2019	5593	10172019	290447	286.96	10/18/2019	INV	PD	4 printer ink cartridges
11126	22005753	02/05/2020	12619	022120	292827	2,132.67	02/21/2020	INV	PD	Ink for the library print
						2,419.63				
860 CRIMESTOPPERS/EDDY CO INC										
656	22001324	07/18/2019	688	073119	288792	10,000.00	07/31/2019	INV	PD	Services for 2019-2020
863 CHARLES E BLACK JR & ASSC										
6791	22004319	10/23/2019	7317	11222019	291159	2,572.73	11/22/2019	INV	PD	Dale Carnegie Seminar
6335	22004094	10/25/2019	6853	11142019	291038	2,572.73	11/15/2019	INV	PD	Dale Carnegie Immersion S
						5,145.46				
871 AMERICAN LIBRARY ASSOC										
12047	22005754	03/05/2020	13564	031020	293167	175.00	03/10/2020	INV	PD	ALA Membership - Library
10258	22005637	01/31/2020	11729	020420	292459	225.00	02/07/2020	INV	PD	ALA/PLA membership for Sa
						400.00				
877 BUILDOLOGY, INC										
8898	22003144	10/09/2019	10316	01072020	291863	12,718.53	01/03/2020	INV	PD	Infield Mix through a Sol
8260	22003144	10/14/2019	9675	12272019	291775	17,465.58	12/27/2019	INV	PD	Infield Mix through a Sol

DOCUMENT	P.O.	INV DATE	VOUCHER	CHECK RUN	CHECK #	INVOICE NET	DUE DATE	TYPE	STS	INVOICE DESCRIPTION
						30,184.11				
881 CAPROCK WATER COMPANY INC										
11246	22000839	01/31/2020	12741	022120	292821	53.04	02/21/2020	INV	PD	EST YRLY WATER SRV SHOP L
12087	22000839	02/29/2020	13604	031320	293270	25.75	03/13/2020	INV	PD	EST YRLY WATER SRV SHOP L
5111	22000839	06/30/2019	5590	10172019	290443	25.75	10/18/2019	INV	PD	EST YRLY WATER SRV SHOP L
1276	22000839	07/31/2019	1341	08122019	288985	53.04	08/09/2019	INV	PD	EST YRLY WATER SRV SHOP L
3127	22000839	08/31/2019	3251	09202019	289712	25.75	09/20/2019	INV	PD	EST YRLY WATER SRV SHOP L
5110	22000839	09/30/2019	5589	10172019	290443	25.75	10/18/2019	INV	PD	EST YRLY WATER SRV SHOP L
8123	22000839	11/30/2019	9529	12202019	291672	25.75	12/20/2019	INV	PD	EST YRLY WATER SRV SHOP L
11469	22000839	12/31/2019	12972	022820	292974	25.75	02/28/2020	INV	PD	EST YRLY WATER SRV SHOP L
						260.58				
883 BROCKWELL HYDRAULICS TRAINING SEMINARS										
6243	22002810	10/01/2019	6759	11122019	290983	595.00	11/08/2019	INV	PD	HYDRAULIC TRAINING IN LUB
890 CARC FARM, INC.										
6430	22001119	10/28/2019	6950	11142019	291027	25,414.78	11/15/2019	INV	PD	191738- PROMOTIONAL EXPEN
2265	22001602	05/31/2019	2371	08302019	289339	25.05	08/30/2019	INV	PD	Contract shredding of doc
1158	22001119	06/06/2019	1220	08122019	288986	2,000.00	08/09/2019	INV	PD	191738- PROMOTIONAL EXPEN
534	22000633	06/30/2019	565	073119	288781	75.00	07/31/2019	INV	PD	FY 19 C-HILL PLANTERS CON
3421	22000933	06/30/2019	3549	09242019	289865	100.00	09/20/2019	INV	PD	FY20 Planter, Barrel, & M
1825	22020275	06/30/2019	1912	08232019	289223	100.00	08/23/2019	INV	PD	185319- Barrel Planters f
1861	22001767	07/31/2019	1949	08232019	289223	75.00	08/23/2019	INV	PD	7/1/19- 6/30/20 contract
3480	22000933	07/31/2019	3609	09242019	289865	100.00	09/20/2019	INV	PD	FY20 Planter, Barrel, & M
1870	22001010	07/31/2019	1958	08232019	289223	100.00	08/23/2019	INV	PD	FY20 barrells for RRC fro
3809	22001767	08/31/2019	3945	09302019	290009	75.00	09/27/2019	INV	PD	7/1/19- 6/30/20 contract
3481	22000933	08/31/2019	3610	09242019	289865	100.00	09/20/2019	INV	PD	FY20 Planter, Barrel, & M
3942	22001010	08/31/2019	4080	10042019	290119	100.00	10/04/2019	INV	PD	FY20 barrells for RRC fro
5428	22001767	09/30/2019	5919	10252019	290672	75.00	10/25/2019	INV	PD	7/1/19- 6/30/20 contract
5457	22000933	09/30/2019	5949	10252019	290672	100.00	10/25/2019	INV	PD	FY20 Planter, Barrel, & M
5758	22001010	09/30/2019	6253	10312019	290767	100.00	10/31/2019	INV	PD	FY20 barrells for RRC fro
7334	22001767	10/31/2019	7881	12032019	291398	75.00	12/06/2019	INV	PD	7/1/19- 6/30/20 contract
7168	22000933	10/31/2019	7708	11262019	291319	100.00	11/29/2019	INV	PD	FY20 Planter, Barrel, & M
7105	22001010	10/31/2019	7643	11262019	291319	100.00	11/29/2019	INV	PD	FY20 barrells for RRC fro
9618	22001767	11/30/2019	11060	01242020	292197	75.00	01/24/2020	INV	PD	7/1/19- 6/30/20 contract
9632	22000933	11/30/2019	11075	01242020	292197	100.00	01/24/2020	INV	PD	FY20 Planter, Barrel, & M
9630	22001010	11/30/2019	11073	01242020	292197	100.00	01/24/2020	INV	PD	FY20 barrells for RRC fro
10277	22001767	12/31/2019	11748	020420	292472	75.00	02/07/2020	INV	PD	7/1/19- 6/30/20 contract
10153	22000933	12/31/2019	11622	01312020	292393	100.00	01/31/2020	INV	PD	FY20 Planter, Barrel, & M
10137	22001010	12/31/2019	11605	01312020	292393	100.00	01/31/2020	INV	PD	FY20 barrells for RRC fro
11651	22001767	01/31/2020	13158	032020	293079	75.00	03/06/2020	INV	PD	7/1/19- 6/30/20 contract
11312	22000933	01/31/2020	12810	022520	292910	100.00	02/28/2020	INV	PD	FY20 Planter, Barrel, & M
11121	22001010	01/31/2020	12615	022120	292822	100.00	02/21/2020	INV	PD	FY20 barrells for RRC fro
						29,639.83				
894 AT&T MOBILITY LLC										
10224	22000928	01/01/2020	11694	020420	292462	106.48	02/07/2020	INV	PD	YEARLY COST 5GB DATA 7/20
11288	22000928	02/06/2020	12784	022520	292903	106.48	02/28/2020	INV	PD	YEARLY COST 5GB DATA 7/20
3457	22000928	09/06/2019	3586	09242019	289860	163.01	09/20/2019	INV	PD	YEARLY COST 5GB DATA 7/20
5562	22000928	10/06/2019	6055	10252019	290655	3.24	10/25/2019	INV	PD	YEARLY COST 5GB DATA 7/20

DOCUMENT	P.O.	INV DATE	VOUCHER	CHECK RUN	CHECK #	INVOICE NET	DUE DATE	TYPE	STS	INVOICE DESCRIPTION
6955	22000928	11/06/2019	7486	11222019	291249	53.24	11/22/2019	INV	PD	YEARLY COST 5GB DATA 7/20
9571	22000928	12/06/2019	11009	01212020	292102	53.24	01/17/2020	INV	PD	YEARLY COST 5GB DATA 7/20
						485.69				
902 CARLSBAD RADIO INC.										
44	22000596	06/30/2019	47	07192019	288609	215.29	07/19/2019	INV	PD	Annual PO -Carlsbad Radio
1860	22001053	07/31/2019	1948	08232019	289226	215.29	08/23/2019	INV	PD	Annual PO -Carlsbad Radio
2607	22001053	08/31/2019	2721	09122019	289554	215.29	09/13/2019	INV	PD	Annual PO -Carlsbad Radio
5530	22001053	09/30/2019	6022	10252019	290677	215.29	10/25/2019	INV	PD	Annual PO -Carlsbad Radio
6186	22001053	10/31/2019	6699	11122019	290986	215.29	11/08/2019	INV	PD	Annual PO -Carlsbad Radio
7673	22001053	11/30/2019	8228	12122019	291578	215.29	12/13/2019	INV	PD	Annual PO -Carlsbad Radio
9615	22001053	12/31/2019	11057	01242020	292200	215.29	01/24/2020	INV	PD	Annual PO -Carlsbad Radio
11730	22001053	01/31/2020	13238	032020	293082	215.29	03/06/2020	INV	PD	Annual PO -Carlsbad Radio
12576	22001053	02/29/2020	14103	032020	293413	215.29	03/20/2020	INV	PD	Annual PO -Carlsbad Radio
1303	22001701	07/31/2019	1369	08122019	288989	538.23	08/09/2019	INV	PD	radio ad for suitcase jun
9628	22005286	12/31/2019	11070	01242020	292200	500.00	01/24/2020	INV	PD	radio advertising for Fri
4036	22001474	07/31/2019	4176	10042019	290123	538.23	10/04/2019	INV	PD	radio advertising for com
105	22001120	06/30/2019	112	072219LO	288587	794.52	07/19/2019	INV	PD	191386- WATER PARK RADIO
3688	22001120	07/31/2019	3820	09302019	290014	803.27	09/27/2019	INV	PD	191386- WATER PARK RADIO
2693	22001120	08/31/2019	2809	09122019	289554	888.79	09/13/2019	INV	PD	191386- WATER PARK RADIO
10158	22004910	12/31/2019	11627	01312020	292396	321.86	01/31/2020	INV	PD	Holiday Don't Drink and D
10691	22005803	01/31/2020	12177	021420	292674	430.58	02/14/2020	INV	PD	Radio Advertisements for
12220	22005287	02/29/2020	13739	03132020	28505	200.00	03/13/2020	INV	PD	Package of Riverblitz Ads
						6,953.09				
906 CLARK TRUCK EQUIP CO INC										
5532	22003370	10/03/2019	6024	10252019	290685	485.00	10/25/2019	INV	PD	REPLACEMENT DOOR FOR TOOL
7150	22001040	07/09/2019	7689	11262019	291325	1,157.69	11/29/2019	INV	PD	REPLACE BED CYLINDER LEAK
8276	22004974	07/09/2019	9691	12272019	291781	371.52	12/27/2019	INV	PD	REPLACE LIGHTS STREET #12
9397	22002124	08/19/2019	10831	01212020	292118	457.97	01/17/2020	INV	PD	Limit sensor for crane on
4607	22003199	09/25/2019	4778	10112019	290314	118.00	10/11/2019	INV	PD	REPLACEMENT TAILGATE LOCK
12186	22005791	02/05/2020	13704	031320	293274	658.50	03/13/2020	INV	PD	REPLACEMENT METRIC FITTNG
						3,248.68				
910 BIG 5 SPORTING GOODS										
12551	22006495	03/12/2020	14078	032020	293406	12.78	03/20/2020	INV	PD	equipment for patron
7646	22004705	12/05/2019	8200	12122019	291574	294.83	12/13/2019	INV	PD	patron equipment sport us
6248	22020405	10/16/2019	6764	11122019	290981	15.96	11/08/2019	INV	PD	192447-RIVERWALK PATRON S
10484	22005911	02/04/2020	11963	020720	292555	176.79	02/07/2020	INV	PD	patron sports supplies
1495	22001695	08/05/2019	1571	08162019	289107	168.72	08/16/2019	INV	PD	Weights for exercise room
11310	22006068	02/14/2020	12808	022520	292908	24.99	02/28/2020	INV	PD	Fitness room for patrons
4913	22003388	10/01/2019	5390	10172019	290439	747.73	10/18/2019	INV	PD	Life Jackets for Swiftwat
6311	22003959	10/29/2019	6829	11122019	290981	249.93	11/08/2019	INV	PD	for event and patron use
11728	22006371	02/28/2020	13236	032020	293078	396.88	03/06/2020	INV	PD	equipment supplies for pa
11797	22006495	03/02/2020	13306	030620	293131	125.49	03/06/2020	INV	PD	equipment for patron
						2,214.10				
915 CARLSBAD AUTO SUPPLY										
11853	22006193	02/20/2020	13364	030620	293132	309.98	03/06/2020	INV	PD	REPLACE BATTERIES ON GAR
1084	22001839	08/01/2019	1143	08082019	288938	35.10	08/09/2019	INV	PD	refrigerant w/gauge for t
1838	22001895	08/06/2019	1926	08232019	289224	141.00	08/23/2019	INV	PD	REPLACE OIL FILTERS USED

DOCUMENT	P.O.	INV DATE	VOUCHER	CHECK RUN	CHECK #	INVOICE NET	DUE DATE	TYPE	STS	INVOICE DESCRIPTION
3024	22002020	08/13/2019	3143	09202019	289713	54.08	09/20/2019	INV	PD	WIPER BLADES NEEDED FOR A
3023	22002174	08/19/2019	3142	09202019	289713	392.74	09/20/2019	INV	PD	REPLACEMENT FUEL FILTER &
2581	22002669	09/03/2019	2695	09122019	289549	739.96	09/13/2019	INV	PD	Alternator and Batteries
2582	22002668	09/03/2019	2696	09122019	289549	149.98	09/13/2019	INV	PD	Front and Rear Brake Pads
3803	22002725	09/05/2019	3939	09302019	290010	278.60	09/27/2019	INV	PD	Transmission filter kits
5257	22002739	09/06/2019	5742	10212019	290510	161.99	10/18/2019	INV	PD	REPLACE BATTERY ON UNIT #
3796	22002762	09/10/2019	3932	09302019	290010	117.99	09/27/2019	INV	PD	REPLACE COMPRESSOR BATTER
3801	22002761	09/13/2019	3937	09302019	290010	44.47	09/27/2019	INV	PD	REPLACE PARTS ON PAINT ST
4312	22002930	09/17/2019	4475	10102019	290229	31.14	10/11/2019	INV	PD	REPLACE FILTERS VARIOUS D
3479	22002970	09/17/2019	3608	09242019	289867	239.47	09/20/2019	INV	PD	Lights/ Specialty tools f
4508	22002929	09/24/2019	4679	10112019	290310	204.53	10/11/2019	INV	PD	REPLACE FILTERS AND TAIL
4429	22003203	09/25/2019	4595	10112019	290310	191.32	10/11/2019	INV	PD	Tail lights and pigtails/
4235	22003195	09/27/2019	4395	10102019	290229	58.04	10/11/2019	INV	PD	Wiper Blades and Windshie
4506	22003299	09/27/2019	4676	10112019	290310	21.81	10/11/2019	INV	PD	REPLACE FUSE WATER #11926
5196	22003379	10/03/2019	5679	10212019	290510	11.90	10/18/2019	INV	PD	REPLACE A/C HOSE FOR FLUS
5173	22003480	10/04/2019	5655	10172019	290444	18.60	10/18/2019	INV	PD	Oil absorbent
5203	22003353	10/10/2019	5686	10212019	290510	185.00	10/18/2019	INV	PD	REPLACE FILTERS AND HEADL
5543	22003637	10/14/2019	6036	10252019	290674	359.87	10/25/2019	INV	PD	REPLACE LEAKING HYDRO BOO
5211	22003596	10/15/2019	5695	10212019	290510	191.98	10/18/2019	INV	PD	TAILIGHTS & SILICON SPRAY
7096	22003838	10/23/2019	7634	11262019	291320	294.27	11/29/2019	INV	PD	REPLACEMENT BATTERIES UNI
5822	22003937	10/24/2019	6319	10312019	290768	67.45	10/31/2019	INV	PD	DIESEL OIL NEEDED FOR WAT
5823	22003887	10/28/2019	6320	10312019	290768	199.09	10/31/2019	INV	PD	REPLACE RADIATOR SW #1271
6223	22003988	10/30/2019	6739	11122019	290984	183.22	11/08/2019	INV	PD	HOSE ASSEMBLIES NEEDED FO
6226	22003989	10/30/2019	6742	11122019	290984	496.08	11/08/2019	INV	PD	REPLACE BATTERIES ON SW #
7014	22004211	11/07/2019	7549	11222019	291258	80.23	11/22/2019	INV	PD	v-belts for grit pumps an
6450	22004228	11/07/2019	6970	11142019	291028	24.58	11/15/2019	INV	PD	Windshield wiper blades
6962	22004221	11/07/2019	7493	11222019	291258	651.07	11/22/2019	INV	PD	REPLACE WORN BATTERIES FO
7015	22004211	11/12/2019	7550	11222019	291258	71.46	11/22/2019	INV	PD	v-belts for grit pumps an
6963	22004254	11/13/2019	7494	11222019	291258	5.82	11/22/2019	INV	PD	REPLACE FUEL FILTER ON LU
6964	22004083	11/13/2019	7495	11222019	291258	37.65	11/22/2019	INV	PD	WIPER BLADES NEEDED FOR A
7847	22004306	11/13/2019	8679	12202019	291673	783.96	12/20/2019	INV	PD	REPLACE BATTERIES AND ALT
6959	22004231	11/13/2019	7490	11222019	291258	29.82	11/22/2019	INV	PD	REPLACE SWITCH & BATTERY
7846	22004352	11/15/2019	8678	12202019	291673	886.14	12/20/2019	INV	PD	FILTERS NEEDED FOR VARIOU
7845	22004083	11/18/2019	8677	12202019	291673	25.10	12/20/2019	INV	PD	WIPER BLADES NEEDED FOR A
7848	22004478	11/22/2019	8680	12202019	291673	125.09	12/20/2019	INV	PD	REPLACEMENT FRONT HUB FOR
8286	22004629	12/06/2019	9701	12272019	291777	17.76	12/27/2019	INV	PD	WINDSHIELD WASHER FLUID F
8807	22004691	12/06/2019	10224	01072020	291864	242.24	01/03/2020	INV	PD	REPLACEMENT FILTER FOR SE
7815	22004816	12/10/2019	8647	12202019	291673	119.90	12/20/2019	INV	PD	Diesel Exhaust Fluid for
8840	22004896	12/12/2019	10257	01072020	291864	168.42	01/03/2020	INV	PD	REPLACE BELT KITS AIRPORT
8839	22004921	12/13/2019	10256	01072020	291864	154.99	01/03/2020	INV	PD	REPLACE BATTERY ELEC #112
8838	22004917	12/13/2019	10255	01072020	291864	154.99	01/03/2020	INV	PD	REPLACE BATTERY COM SERV.
8836	22004922	12/13/2019	10253	01072020	291864	130.44	01/03/2020	INV	PD	REPLACE WORN PARTS IN ELE
8265	22004956	12/16/2019	9680	12272019	291777	102.08	12/27/2019	INV	PD	Daytime Running Bulbs and
9300	22005028	12/19/2019	10732	01142020	292033	503.90	01/17/2020	INV	PD	REPLACE BATTERIES ON TRAC
9298	22004985	12/19/2019	10730	01142020	292033	885.90	01/17/2020	INV	PD	REPLACE BRAKE SYSTEM WWC
9370	22005133	12/27/2019	10804	01212020	292110	330.72	01/17/2020	INV	PD	REPLACEMENT BATTERIES FOR
9344	22005135	12/27/2019	10778	01142020	292033	89.96	01/17/2020	INV	PD	REPLACEMENT BELTS FOR UNI
9372	22005116	12/27/2019	10806	01212020	292110	775.02	12/17/2020	INV	PD	REPLACE FILTERS SW TRUCKS
10205	22004817	12/30/2019	11675	020420	292473	347.79	02/07/2020	INV	PD	REPLACE FILTER WWC #16036
9371	22005078	12/30/2019	10805	01212020	292110	154.99	01/17/2020	INV	PD	REPLACE WORN BATTERY GARA
9358	22005079	12/30/2019	10792	01212020	292110	19.13	01/17/2020	INV	PD	REPLACE WORN BELT ELECTRI
9357	22005027	12/30/2019	10791	01212020	292110	5.49	01/17/2020	INV	PD	COOLANT FLUSH NEEDED FOR
9252	22005162	12/30/2019	10682	01142020	292033	86.95	01/17/2020	INV	PD	REPLACE FILTER WATER #153
9257	22005203	01/03/2020	10687	01142020	292033	330.72	01/17/2020	INV	PD	REPLACEMENT BATTERIES FOR
9786	22005439	01/14/2020	11237	01242020	292198	72.60	01/24/2020	INV	PD	Anti-Freeze for Loader

DOCUMENT	P.O.	INV DATE	VOUCHER	CHECK RUN	CHECK #	INVOICE NET	DUE DATE	TYPE	STS	INVOICE DESCRIPTION
10687	22005251	01/15/2020	12173	021420	292672	185.40	02/14/2020	INV	PD	REPLACE FILTER KITS WATER
10669	22005229	01/15/2020	12155	021420	292672	73.00	02/14/2020	INV	PD	FITTINGS NEEDED FOR VARIO
10251	22005495	01/16/2020	11722	020420	292473	143.99	02/07/2020	INV	PD	REPLACEMENT BATTERY FOR U
10668	22005543	01/27/2020	12154	021420	292672	496.08	02/14/2020	INV	PD	REPLACE BATTERIES ON ST #
10981	22005816	02/05/2020	12474	021820	292780	154.99	02/21/2020	INV	PD	REPLACEMENT BATTERY FOR U
10988	22005818	02/05/2020	12481	021820	292780	496.08	02/21/2020	INV	PD	replacement batteries for
10991	22005885	02/05/2020	12484	021820	292780	54.04	02/21/2020	INV	PD	REPAIR TRAILER LIGHT ON P
10985	22005886	02/05/2020	12478	021820	292780	54.95	02/21/2020	INV	PD	GLOVES NEEDED FOR GARAGE
10984	22005654	02/05/2020	12477	021820	292780	40.41	02/21/2020	INV	PD	REPLACE FILTERS FOR VARIO
10987	22005887	02/05/2020	12480	021820	292780	129.21	02/21/2020	INV	PD	SUPPLIES NEEDED FOR GARAG
10990	22005846	02/06/2020	12483	021820	292780	43.98	02/21/2020	INV	PD	AC SEAL KITS NEEDED TO RE
10989	22005812	02/06/2020	12482	021820	292780	47.19	02/21/2020	INV	PD	HELI COIL KIT TO REPAIR U
11176	22005919	02/06/2020	12670	022120	292824	86.81	02/21/2020	INV	PD	REPLACE FILTERS FOR VARIO
11133	22005897	02/06/2020	12626	022120	292824	184.00	02/21/2020	INV	PD	Heater valves and taillig
10992	22005983	02/07/2020	12485	021820	292780	37.71	02/21/2020	INV	PD	REPLACE WORN RELAYS VACTO
11140	22006000	02/11/2020	12633	022120	292824	393.97	02/21/2020	INV	PD	Tire Chains= Srvc Truck &
11138	22005897	02/11/2020	12630	022120	292824	80.75	02/21/2020	INV	PD	Heater valves and taillig
11169	22006074	02/12/2020	12663	022120	292824	99.80	02/21/2020	INV	PD	Grease for Front-end Load
11830	22005984	02/12/2020	13340	030620	293132	59.96	03/06/2020	INV	PD	REPLACE OIL IN GARAGE SHO
11825	22005988	02/12/2020	13335	030620	293132	278.81	03/06/2020	INV	PD	REPLACE ALTERNATOR SW #90
11824	22006038	02/12/2020	13334	030620	293132	206.99	03/06/2020	INV	PD	REPLACEMENT STARTER FOR U
10872	22005967	02/12/2020	12361	021420	292672	386.54	02/14/2020	INV	PD	REPLACE BRAKE SYSTEM COLL
11826	22006069	02/12/2020	13336	030620	293132	116.09	03/06/2020	INV	PD	REPLACE BATTERY ON DITCH
10878	22006073	02/12/2020	12366	021420	292672	43.17	02/14/2020	INV	PD	REPLACE FILTERS FOR VARIO
11829	22006095	02/12/2020	13339	030620	293132	82.06	03/06/2020	INV	PD	REPLACE FILTERS FOR SPC #
11828	22005983	02/13/2020	13338	030620	293132	19.10	03/06/2020	INV	PD	REPLACE WORN RELAYS VACTO
11827	22005990	02/13/2020	13337	030620	293132	399.73	03/06/2020	INV	PD	REPLACE SUSPENSION PARTS
11831	22006175	02/17/2020	13341	030620	293132	606.23	03/06/2020	INV	PD	REPLACE WORN PARTS WWC #1
11832	22005990	02/17/2020	13342	030620	293132	61.98	03/06/2020	INV	PD	REPLACE SUSPENSION PARTS
11833	22006151	02/17/2020	13343	030620	293132	108.00	03/06/2020	INV	PD	REPLACE WORN LUG NUTS COL
11835	22006174	02/18/2020	13345	030620	293132	87.92	03/06/2020	INV	PD	GLOVES NEEDED FOR THE MEC
11841	22006216	02/20/2020	13351	030620	293132	19.99	03/06/2020	INV	PD	RADIATOR CAP NEEDED FOR S
11850	22006194	02/20/2020	13362	030620	293132	821.79	03/06/2020	INV	PD	REPLACE WIPERS AND FILTER
11836	22006218	02/21/2020	13346	030620	293132	335.69	03/06/2020	INV	PD	REPLACE FUEL PUMP SW #127
13043	22006181	02/21/2020	14587	03312020	293654	117.98	03/31/2020	INV	PD	REPLACE SHOCKS FM #6513
11837	22006217	02/21/2020	13347	030620	293132	103.49	03/06/2020	INV	PD	REPLACE BROKEN FAN ASSEMB
11271	22006299	02/21/2020	12767	022520	292911	19.47	02/28/2020	INV	PD	Wash and Wax for Transit
11854	22006362	02/26/2020	13366	030620	293132	25.75	03/06/2020	INV	PD	OIL NEEDED FOR MOWER FACI
11849	22004082	02/27/2020	13361	030620	293132	9.84	03/06/2020	INV	PD	REPLACE BROKEN DOOR HANDL
11847	22006181	02/27/2020	13358	030620	293132	1.00	03/06/2020	INV	PD	REPLACE SHOCKS FM #6513
11844	22006343	02/27/2020	13354	030620	293132	141.99	03/06/2020	INV	PD	REPLACE BATTERY ON PARKS
11842	22006382	02/27/2020	13352	030620	293132	496.08	03/06/2020	INV	PD	REPLACE BATTERIES ON SW #
13028	22006477	03/02/2020	14567	03312020	293654	154.99	03/31/2020	INV	PD	REPLACE BATTERY ON PARKS
13006	22006478	03/02/2020	14550	03312020	293654	496.08	03/31/2020	INV	PD	REPLACE BATTERIES ON DE #
13005	22006534	03/03/2020	14549	03312020	293654	374.90	03/31/2020	INV	PD	REPLACE FUEL PUMP ELECTRI
13000	22006490	03/03/2020	14544	03312020	293654	631.24	03/31/2020	INV	PD	REPAIR BRAKE SYSTEM WATER
13004	22006572	03/05/2020	14548	03312020	293654	349.48	03/31/2020	INV	PD	REPLACE BATTERY AND START
13003	22006571	03/05/2020	14547	03312020	293654	217.24	03/31/2020	INV	PD	FILTERS AND BATTERY CHARG
13002	22006581	03/05/2020	14546	03312020	293654	258.06	03/31/2020	INV	PD	FILTERS AND WASHER FLUID
13001	22006595	03/09/2020	14545	03312020	293654	245.69	03/31/2020	INV	PD	PARTS NEEDED TO REPAIR DR
						22,674.26				
920 CARLSBAD BLOCK & SUPPLY										
807	22001633	07/24/2019	849	08022019	288861	105.75	08/02/2019	INV	PD	Replacement dead bolts fo

DOCUMENT	P.O.	INV DATE	VOUCHER	CHECK RUN	CHECK #	INVOICE NET	DUE DATE	TYPE	STS	INVOICE DESCRIPTION
2602	22002175	09/05/2019	2716	09122019	289550	611.00	09/13/2019	INV	PD	Replacement restroom door
8847	22004854	12/20/2019	10264	01072020	291865	108.35	01/03/2020	INV	PD	SUPPLIES FOR COMMUNITY SE
9700	22004855	12/29/2019	11145	01242020	292199	1,201.54	01/24/2020	INV	PD	Replace Warehouse door pe
9697	22005275	01/08/2020	11142	01242020	292199	139.00	01/24/2020	INV	PD	048-5500-E Exit Push Bar
11661	22005655	02/10/2020	13168	032020	293080	53.58	03/06/2020	INV	PD	Materials for sign shop
						2,219.22				
930 CARLSBAD CURRENT ARGUS										
6807	22000881	10/31/2019	7333	11222019	291155	152.72	11/22/2019	INV	PD	Annual PO - Legal Publica
7034	22003598	10/31/2019	7569	11222019	291259	224.59	11/22/2019	INV	PD	Publish Resolution 2019-5
12982	22006407	02/29/2020	14524	03312020	293655	162.17	03/31/2020	INV	PD	Set of 8 ads for Riverbli
3463	22001641	09/07/2019	3592	09242019	289868	53.43	09/20/2019	INV	PD	Subscription - Current Ar
5650	22001641	10/21/2019	6146	10252019	290675	11.66	10/25/2019	INV	PD	Subscription - Current Ar
7106	22004538	11/21/2019	7644	11262019	291321	246.71	11/29/2019	INV	PD	Subscription 12/01/19 - 1
9467	22001182	11/21/2019	10903	01212020	292111	209.70	01/17/2020	INV	PD	2019-20 annual subscripti
10130	22001641	01/07/2020	11599	01312020	292394	54.00	01/31/2020	INV	PD	Subscription - Current Ar
8393	22001641	12/21/2019	9809	01072020	291866	36.00	01/03/2020	INV	PD	Subscription - Current Ar
7402	22001952	09/30/2019	7951	12062019	291473	1,586.77	12/06/2019	INV	PD	2019 Mayor's Oil & Gas Su
4737	22000881	09/30/2019	4911	10162019	290415	4,481.57	10/18/2019	INV	PD	Annual PO - Legal Publica
4738	22001225	09/30/2019	4912	10162019	290415	147.96	10/18/2019	INV	PD	Legal Notices for Bids/RF
4739	22000881	09/30/2019	4913	10162019	290415	296.52	10/18/2019	INV	PD	Annual PO - Legal Publica
4743	22002925	09/30/2019	4918	10162019	290415	384.55	10/18/2019	INV	PD	Legal Ad posting potentia
4742	22003064	09/30/2019	4916	10162019	290415	338.10	10/18/2019	INV	PD	Publish Resolution 2019-4
6798	22001641	11/01/2019	7324	11222019	291155	29.66	11/22/2019	INV	PD	Subscription - Current Ar
						8,416.11				
933 CARLSBAD DEPT OF DEVELOPMENT CORP										
7832	22000942	11/15/2019	8664	12202019	291674	25,333.33	12/20/2019	INV	PD	CDOD Agreement & Economic
7833	22000942	12/02/2019	8665	12202019	291674	25,333.33	12/20/2019	INV	PD	CDOD Agreement & Economic
3712	22000942	08/20/2019	3844	09302019	290011	25,333.33	09/27/2019	INV	PD	CDOD Agreement & Economic
3713	22000942	08/20/2019	3845	09302019	290011	25,333.33	09/27/2019	INV	PD	CDOD Agreement & Economic
10707	22000942	01/06/2020	12193	021420	292673	25,333.33	02/14/2020	INV	PD	CDOD Agreement & Economic
4202	22000942	09/26/2019	4349	10042019	290120	25,333.33	10/04/2019	INV	PD	CDOD Agreement & Economic
10721	22000942	02/03/2020	12207	021420	292673	25,333.33	02/14/2020	INV	PD	CDOD Agreement & Economic
11322	22000942	02/21/2020	12820	022520	292912	10,000.00	02/28/2020	INV	PD	CDOD Agreement & Economic
12433	22000942	03/16/2020	13958	031720	293361	25,333.33	03/17/2020	INV	PD	CDOD Agreement & Economic
						212,666.64				
934 CARLSBAD DOWNTOWN LIONS										
272	22000994	07/01/2019	291	072519LO	288702	40.00	07/26/2019	INV	PD	Annual Flag Service 7/1/1
941 CARLSBAD MAINSTREET CORP										
6434	22001496	11/08/2019	6954	11142019	291029	464.67	11/15/2019	INV	PD	Promotional expense for C
9494	22001496	01/02/2020	10896	01212020	292112	204.53	01/17/2020	INV	PD	Promotional expense for C
9525	22001123	01/02/2020	10963	01212020	292112	1,862.36	01/17/2020	INV	PD	191663- OVERHAUL OF CARLS
9461	22001123	01/02/2020	10897	01212020	292112	1,862.36	01/17/2020	INV	PD	191663- OVERHAUL OF CARLS
9464	22001496	01/02/2020	10900	01212020	292112	3,000.00	01/17/2020	INV	PD	Promotional expense for C
9463	22001496	01/02/2020	10898	01212020	292112	3,000.00	01/17/2020	INV	PD	Promotional expense for C
10300	22001123	01/29/2020	11772	020420	292475	1,862.36	02/07/2020	INV	PD	191663- OVERHAUL OF CARLS
10301	22001496	01/29/2020	11773	020420	292475	3,000.00	02/07/2020	INV	PD	Promotional expense for C
2125	22001122	08/13/2019	2228	10042019	290122	950.00	08/23/2019	INV	PD	190636- PROMOTIONAL EXPEN

DOCUMENT	P.O.	INV DATE	VOUCHER	CHECK RUN	CHECK #	INVOICE NET	DUE DATE	TYPE	STS	INVOICE DESCRIPTION
2120	22001123	08/13/2019	2222	10042019	290122	1,862.36	08/23/2019	INV	PD	191663- OVERHAUL OF CARLS
2115	22001496	08/13/2019	2217	10042019	290122	337.30	08/23/2019	INV	PD	Promotional expense for C
2620	22001123	08/30/2019	2735	09122019	289553	1,862.36	09/13/2019	INV	PD	191663- OVERHAUL OF CARLS
6433	22001496	11/08/2019	6953	11142019	291029	511.32	11/15/2019	INV	PD	Promotional expense for C
2117	22001496	08/13/2019	2219	10042019	290122	67.28	08/23/2019	INV	PD	Promotional expense for C
159	22020367	07/01/2019	173	07192019	288566	5,687.50	07/19/2019	INV	PD	Revitalization Services f
1306	22000921	08/05/2019	1372	08122019	288988	6,000.00	08/09/2019	INV	PD	Annual PO for Revitalizat
2610	22000921	09/03/2019	2724	09122019	289553	6,000.00	09/13/2019	INV	PD	Annual PO for Revitalizat
4554	22000921	10/07/2019	4725	10112019	290311	6,000.00	10/11/2019	INV	PD	Annual PO for Revitalizat
6378	22000921	11/05/2019	6897	11142019	291029	6,000.00	11/15/2019	INV	PD	Annual PO for Revitalizat
7641	22000921	12/05/2019	8195	12122019	291577	6,000.00	12/13/2019	INV	PD	Annual PO for Revitalizat
9522	22000921	01/02/2020	10960	01212020	292112	6,000.00	01/17/2020	INV	PD	Annual PO for Revitalizat
10480	22000921	02/03/2020	11959	020720	292560	6,000.00	02/07/2020	INV	PD	Annual PO for Revitalizat
10479	22005099	02/03/2020	11958	020720	292560	50,000.00	02/07/2020	INV	PD	Carlsbad MainStreet NMEDD
12708	22000921	03/06/2020	14241	032420	293509	6,000.00	03/27/2020	INV	PD	Annual PO for Revitalizat
2283	22002425	07/29/2019	2389	08302019	289341	6,706.63	08/30/2019	INV	PD	MainStreet Holiday Decora
1724	22001122	07/29/2019	1804	08162019	289116	7,750.00	07/29/2019	INV	PD	190636- PROMOTIONAL EXPEN
1722	22001121	07/29/2019	1801	08162019	289116	3,000.00	07/16/2019	INV	PD	185991- PROMO EXPENSE FOR
2114	22001496	08/13/2019	2216	10042019	290122	3,000.00	08/23/2019	INV	PD	Promotional expense for C
2617	22001496	08/30/2019	2732	09122019	289553	582.17	09/13/2019	INV	PD	Promotional expense for C
6095	22001123	10/25/2019	6609	110719	290903	1,862.36	11/08/2019	INV	PD	191663- OVERHAUL OF CARLS
6169	22001123	10/25/2019	6684	110719	290903	1,862.36	11/08/2019	INV	PD	191663- OVERHAUL OF CARLS
6091	22001496	10/25/2019	6605	110719	290903	3,000.00	11/08/2019	INV	PD	Promotional expense for C
6092	22001496	10/25/2019	6606	110719	290903	3,000.00	11/08/2019	INV	PD	Promotional expense for C
6093	22001496	10/25/2019	6607	110719	290903	409.53	11/08/2019	INV	PD	Promotional expense for C
6094	22003990	11/04/2019	6608	110719	290903	13,000.00	11/08/2019	INV	PD	MainStreet Holiday Decora
1749	22001123	07/29/2019	1830	08162019	289116	2,007.00	08/16/2019	INV	PD	191663- OVERHAUL OF CARLS
2616	22001496	08/30/2019	2731	09122019	289553	3,000.00	09/13/2019	INV	PD	Promotional expense for C
2124	22001121	08/13/2019	2226	10042019	290122	464.67	08/23/2019	INV	PD	185991- PROMO EXPENSE FOR
						174,179.12				
944 CARLSBAD COMMUNITY ANTI-DRUG/GANG COALITION										
10295	22000930	01/05/2020	11767	020420	292461	6,000.00	02/07/2020	INV	PD	Annual PO - Teen Court fu
20	22020023	06/30/2019	23	07152019	288549	4,725.00	07/19/2019	INV	PD	Operational funding for T
4500	22000930	10/05/2019	4671	10112019	290301	6,000.00	10/11/2019	INV	PD	Annual PO - Teen Court fu
						16,725.00				
950 CARLSBAD IRRIGATION DIST.										
7521	22004518	07/01/2019	8072	12062019	291474	2,436.00	12/06/2019	INV	PD	CID Operation & Maintenan
7522	22004518	07/01/2019	8073	12062019	291474	522.00	12/06/2019	INV	PD	CID Operation & Maintenan
7525	22004518	07/01/2019	8076	12062019	291474	1,409.40	12/06/2019	INV	PD	CID Operation & Maintenan
7523	22004518	07/01/2019	8074	12062019	291474	435.00	12/06/2019	INV	PD	CID Operation & Maintenan
7524	22004518	07/01/2019	8075	12062019	291474	2,044.50	12/06/2019	INV	PD	CID Operation & Maintenan
7520	22004518	07/01/2019	8071	12062019	291474	87.00	12/06/2019	INV	PD	CID Operation & Maintenan
						6,933.90				
961 CHAPARRAL CLAIMS, LLC										
3373	22001020	09/13/2019	3501	09202019	289722	600.09	09/20/2019	INV	PD	To pay for Ins. Adjuster
3050	22001020	09/12/2019	3170	09202019	289722	644.20	09/20/2019	INV	PD	To pay for Ins. Adjuster
1595	22001020	07/31/2019	1671	08162019	289121	574.97	08/16/2019	INV	PD	To pay for Ins. Adjuster
2603	22001020	08/30/2019	2717	09122019	289556	571.52	09/13/2019	INV	PD	To pay for Ins. Adjuster
5327	22001020	10/16/2019	5813	10212019	290513	572.38	10/18/2019	INV	PD	To pay for Ins. Adjuster

DOCUMENT	P.O.	INV DATE	VOUCHER	CHECK RUN	CHECK #	INVOICE NET	DUE DATE	TYPE	STS	INVOICE DESCRIPTION
3047	22001020	09/11/2019	3167	09202019	289722	458.29	09/20/2019	INV	PD	To pay for Ins. Adjuster
3840	22001020	09/23/2019	3977	09302019	290017	458.29	09/27/2019	INV	PD	To pay for Ins. Adjuster
3958	22001020	09/25/2019	4096	10042019	290128	388.20	10/04/2019	INV	PD	To pay for Ins. Adjuster
8256	22001020	12/16/2019	9670	12272019	291780	642.47	12/27/2019	INV	PD	To pay for Ins. Adjuster
3841	22001020	09/23/2019	3978	09302019	290017	388.20	09/27/2019	INV	PD	To pay for Ins. Adjuster
3842	22001020	09/23/2019	3979	09302019	290017	388.20	09/27/2019	INV	PD	To pay for Ins. Adjuster
4521	22001020	10/08/2019	4692	10112019	290313	645.92	10/11/2019	INV	PD	To pay for Ins. Adjuster
7430	22001020	10/18/2019	7980	12062019	291477	571.52	12/06/2019	INV	PD	To pay for Ins. Adjuster
11649	22001020	02/26/2020	13156	032020	293085	952.44	03/06/2020	INV	PD	To pay for Ins. Adjuster
7429	22001020	10/28/2019	7979	12062019	291477	572.38	12/06/2019	INV	PD	To pay for Ins. Adjuster
8255	22001020	12/16/2019	9669	12272019	291780	571.52	12/27/2019	INV	PD	To pay for Ins. Adjuster
5305	22001020	10/15/2019	5791	10212019	290513	388.20	10/18/2019	INV	PD	To pay for Ins. Adjuster
6219	22001020	11/06/2019	6735	11122019	290987	651.96	11/08/2019	INV	PD	To pay for Ins. Adjuster
8257	22001020	12/16/2019	9671	12272019	291780	642.47	12/27/2019	INV	PD	To pay for Ins. Adjuster
7008	22001020	11/14/2019	7543	11222019	291267	296.54	11/22/2019	INV	PD	To pay for Ins. Adjuster
7431	22001020	11/26/2019	7981	12062019	291477	573.24	12/06/2019	INV	PD	To pay for Ins. Adjuster
12406	22001020	03/06/2020	13929	031720	293364	434.03	03/17/2020	INV	PD	To pay for Ins. Adjuster
10236	22001020	01/27/2020	11707	020420	292480	388.20	02/07/2020	INV	PD	To pay for Ins. Adjuster
12409	22001020	03/05/2020	13932	031720	293364	434.03	03/17/2020	INV	PD	To pay for Ins. Adjuster
10516	22001020	02/04/2020	11995	020720	292563	388.20	02/07/2020	INV	PD	To pay for Ins. Adjuster
10225	22001020	01/27/2020	11695	020420	292480	388.20	02/07/2020	INV	PD	To pay for Ins. Adjuster
12407	22001020	03/06/2020	13930	031720	293364	434.03	03/17/2020	INV	PD	To pay for Ins. Adjuster
10563	22001020	02/05/2020	12044	020720	292563	573.24	02/07/2020	INV	PD	To pay for Ins. Adjuster
10623	22001020	02/10/2020	12106	021420	292681	642.47	02/14/2020	INV	PD	To pay for Ins. Adjuster
10622	22001020	02/10/2020	12105	021420	292681	566.12	02/14/2020	INV	PD	To pay for Ins. Adjuster
12408	22001020	03/06/2020	13931	031720	293364	434.03	03/17/2020	INV	PD	To pay for Ins. Adjuster
12522	22001020	03/17/2020	14048	032020	293415	566.12	03/20/2020	INV	PD	To pay for Ins. Adjuster
1005	22001020	07/31/2019	1061	08082019	288941	574.97	08/09/2019	INV	PD	To pay for Ins. Adjuster
						17,376.64				
967 CARLSBAD SMALL ENGINE CRP										
2133	22001888	08/19/2019	2235	082319	289437	146.39	08/23/2019	INV	PD	Trouble shoot D170 lawn t
5423	22003685	10/15/2019	5914	10252019	290678	274.78	10/25/2019	INV	PD	Applicator/Sprayer Repair
						421.17				
983 CARLSBAD MUNICIPAL SCHOOL										
6353	22003111	08/28/2019	6871	11142019	291030	2,812.50	11/15/2019	INV	PD	Annual CCVN Recognition D
5883	22000938	10/29/2019	6381	10312019	290770	25,000.00	10/31/2019	INV	PD	Annual PO - CMS Tutoring
6213	22000931	08/30/2019	6729	11122019	290985	7,000.00	11/08/2019	INV	PD	Annual PO - CMS Citizeshi
5884	22000934	10/29/2019	6382	10312019	290770	13,000.00	10/31/2019	INV	PD	Annual PO - CMS Natatoriu
5881	22000937	10/29/2019	6379	10312019	290770	39,000.00	10/31/2019	INV	PD	Annual PO CMS Summer Read
5882	22000932	10/29/2019	6380	10312019	290770	15,000.00	10/31/2019	INV	PD	Annual PO - CMS STEAM pro
114	22000939	06/12/2019	121	072219LO	288586	15,000.00	07/19/2019	INV	PD	Annual PO - CMS Summer Re
						116,812.50				
992 CED										
4741	22003302	09/30/2019	4938	10162019	290416	94.19	10/18/2019	INV	PD	material to restock wareh
5466	22003663	10/17/2019	5958	10252019	290681	1,840.00	10/25/2019	INV	PD	Replacement LED lights
1826	22020084	06/07/2019	1913	08232019	289230	657.95	08/23/2019	INV	PD	192550- Electrical Suppli
232	22001424	06/27/2019	250	072619LO	288732	509.20	07/26/2019	INV	PD	LINE STARTER AND CONTACTO
1991	22001065	08/15/2019	2085	082319	289438	935.00	08/23/2019	INV	PD	To repair well C-2 in Dou
3337	22001297	08/08/2019	3465	09202019	289720	84.08	09/20/2019	INV	PD	material to repair outlet

DOCUMENT	P.O.	INV DATE	VOUCHER	CHECK RUN	CHECK #	INVOICE NET	DUE DATE	TYPE	STS	INVOICE DESCRIPTION
1986	22001386	08/15/2019	2080	082319	289438	694.41	08/23/2019	INV	PD	PARTS TO INSTALL VFD ADD-
645	22001396	07/24/2019	676	073119	288785	334.60	07/31/2019	INV	PD	material to restock wareh
10113	22001373	08/15/2019	11580	01312020	292397	136.35	01/31/2020	INV	PD	Supplies for Electrical D
1832	22001524	08/16/2019	1919	08232019	289230	316.76	08/23/2019	INV	PD	material to restock wareh
635	22001462	07/24/2019	667	073119	288785	420.00	07/31/2019	INV	PD	Wire needed for lighting
831	22001568	07/26/2019	873	08022019	288865	1,672.00	08/02/2019	INV	PD	Supplies for the lighting
7823	22001568	07/26/2019	8655	12202019	291678	300.00	12/20/2019	INV	PD	Supplies for the lighting
4002	22001568	08/15/2019	4142	10042019	290125	83.00	10/04/2019	INV	PD	Supplies for the lighting
1301	22001727	07/31/2019	1367	08122019	288990	995.00	08/09/2019	INV	PD	Replacement lights for wi
3999	22001166	07/30/2019	4139	10042019	290125	1,443.00	10/04/2019	INV	PD	Lighting fixtures for the
3375	22001824	08/08/2019	3503	09202019	289720	70.00	09/20/2019	INV	PD	36W LAMP FOR THE KITCHEN
1831	22001896	08/15/2019	1918	08232019	289230	1,167.41	08/23/2019	INV	PD	material to restock wareh
1741	22002085	08/14/2019	1822	08162019	289119	264.90	08/16/2019	INV	PD	material to restock wareh
3159	22002212	09/11/2019	3283	09202019	289720	1,910.00	09/20/2019	INV	PD	To repair Double Eagle we
3335	22002284	09/11/2019	3463	09202019	289720	1,910.00	09/20/2019	INV	PD	Surge Protective Device f
4727	22002285	09/18/2019	4924	10162019	290416	2,482.50	10/18/2019	INV	PD	Surge protector for DE we
2996	22002429	08/29/2019	3115	09202019	289720	124.50	09/20/2019	INV	PD	To repair water wells in
2644	22002461	08/26/2019	2759	09122019	289555	188.50	09/13/2019	INV	PD	restock warehouse electri
3378	22002543	09/06/2019	3506	09202019	289720	193.75	09/20/2019	INV	PD	SUPPLIES FOR THE RADIO SH
3085	22002490	08/29/2019	3207	09202019	289720	455.00	09/20/2019	INV	PD	Circuit Breaker for Entra
2705	22002546	09/04/2019	2821	09122019	289555	77.55	09/13/2019	INV	PD	Material to Replace Make
2706	22002574	09/04/2019	2822	09122019	289555	233.83	09/13/2019	INV	PD	Restock Warehouse - Elect
3440	22002650	09/16/2019	3569	09242019	289872	882.00	09/20/2019	INV	PD	Light fixtures for the Ni
3426	22002858	09/16/2019	3555	09242019	289872	1,005.00	09/20/2019	INV	PD	LED Replacement at Civic
3947	22003033	09/19/2019	4084	10042019	290125	536.05	10/04/2019	INV	PD	restock warehouse electri
3672	22003015	09/19/2019	3803	09302019	290016	670.00	09/27/2019	INV	PD	Lighting for Ramp
3960	22003067	09/24/2019	4098	10042019	290125	105.46	10/04/2019	INV	PD	Restock Warehouse - Elect
3788	22002890	09/20/2019	3923	09302019	290016	815.00	09/27/2019	INV	PD	Lamp Bulbs for Pedestrian
5784	22003152	09/25/2019	6280	10312019	290772	1,195.13	10/31/2019	INV	PD	Lighting for Beach Gazebo
10452	22003152	10/16/2019	11928	020720	292561	291.60	02/07/2020	INV	PD	Lighting for Beach Gazebo
5119	22003112	09/27/2019	5599	10172019	290448	480.00	10/18/2019	INV	PD	BULBS FOR STREET LIGHTS
4899	22003381	10/03/2019	5376	10162019	290416	49.77	10/18/2019	INV	PD	Material to Install Tire
10115	22003380	10/03/2019	11582	01312020	292397	99.26	01/31/2020	INV	PD	Restock Warehouse/electri
6951	22003360	10/03/2019	7482	11222019	291263	95.25	11/22/2019	INV	PD	Electrical Supplies for i
9373	22003377	10/07/2019	10807	01212020	292115	35.85	01/17/2020	INV	PD	MATERIAL NEEDED TO CONNEC
9375	22002125	10/15/2019	10809	01212020	292115	360.00	01/17/2020	INV	PD	REPLACE BAD EXT. CORDS IN
6390	22003486	11/05/2019	6909	11142019	291035	1,910.00	11/15/2019	INV	PD	Replace surge protector D
6391	22003527	11/05/2019	6910	11142019	291035	1,910.00	11/15/2019	INV	PD	Replace surge protector D
4901	22003544	10/09/2019	5378	10172019	290448	246.17	10/18/2019	INV	PD	Restock Warehouse-Electri
5263	22003575	10/10/2019	5748	10212019	290512	920.00	10/18/2019	INV	PD	LED light fixtures for Ad
6786	22003600	10/15/2019	7312	11222019	291157	1,330.00	11/22/2019	INV	PD	Supplies for Electrical D
5512	22003668	10/21/2019	6004	10252019	290681	549.02	10/25/2019	INV	PD	Restock Warehouse - Elect
5472	22003705	10/17/2019	5964	10252019	290681	39.00	10/25/2019	INV	PD	For solar panel brackets
8185	22003738	12/04/2019	9597	12202019	291678	449.70	12/20/2019	INV	PD	2020 NEC ILLUSTRATED HANB
10114	22003769	10/22/2019	11581	01312020	292397	227.10	01/31/2020	INV	PD	Parts & Material to repai
6397	22003888	10/29/2019	6916	11142019	291035	46.73	11/15/2019	INV	PD	material to install motor
6394	22003926	10/29/2019	6913	11142019	291035	341.50	11/15/2019	INV	PD	tape for various jobs
6392	22003954	10/29/2019	6911	11142019	291035	613.36	11/15/2019	INV	PD	Restock Warehouse - elect
6395	22003970	11/05/2019	6914	11142019	291035	1,206.70	11/15/2019	INV	PD	Restock Warehouse - elect
6393	22003983	10/29/2019	6912	11142019	291035	115.00	11/15/2019	INV	PD	tape for parks winterizin
7170	22004033	11/20/2019	7710	11262019	291323	2,945.95	11/29/2019	INV	PD	Materials for Parking lot
7035	22004084	11/06/2019	7570	11222019	291263	1,104.00	11/22/2019	INV	PD	Atlas LED 50W light fixtu
7135	22004085	11/15/2019	7674	11262019	291323	140.78	11/29/2019	INV	PD	Restock Warehouse
6876	22004180	11/08/2019	7405	11222019	291157	357.25	11/22/2019	INV	PD	light to put near weight
10666	22004196	01/29/2020	12137	021420	292676	30.00	02/14/2020	INV	PD	replace ceiling lights le

DOCUMENT	P.O.	INV DATE	VOUCHER	CHECK RUN	CHECK #	INVOICE NET	DUE DATE	TYPE	STS	INVOICE DESCRIPTION
10958	22004255	11/22/2019	12449	021820	292782	752.00	02/21/2020	INV	PD	Supplies for Electrical D
7505	22004305	11/20/2019	8055	12062019	291476	351.00	12/06/2019	INV	PD	Motor Starter for Lift St
7036	22004036	11/15/2019	7571	11222019	291263	493.20	11/22/2019	INV	PD	SUPPLIES FOR THE ELECTRIC
6805	22004033	11/15/2019	7331	11222019	291157	10,213.02	11/22/2019	INV	PD	Materials for Parking lot
7292	22004332	11/20/2019	7836	12032019	291402	12.50	12/06/2019	INV	PD	To connect R900 Neptune i
7103	22004105	11/22/2019	7641	11262019	291323	2,130.00	11/29/2019	INV	PD	skate park lights LED
11470	22004387	11/20/2019	12973	022820	292976	1,104.00	02/28/2020	INV	PD	led drop ceiling lights
7856	22004433	12/04/2019	8688	12202019	291678	67.19	12/20/2019	INV	PD	Restock Warehouse - elect
7818	22004467	12/10/2019	8650	12202019	291678	366.00	12/20/2019	INV	PD	Supplies for Electrical D
7408	22004033	11/27/2019	7957	12062019	291476	6,901.20	12/06/2019	INV	PD	Materials for Parking lot
7857	22004490	12/04/2019	8689	12202019	291678	140.00	12/20/2019	INV	PD	pole to supply power to C
7817	22004491	12/10/2019	8649	12202019	291678	383.00	12/20/2019	INV	PD	Electrical coils for pump
8214	22004524	12/04/2019	9626	12272019	291779	117.20	12/27/2019	INV	PD	Electrical supplies for l
8258	22004556	12/12/2019	9673	12272019	291779	243.00	12/27/2019	INV	PD	SUPPLIES FOR ELECTRICAL D
9183	22004645	12/20/2019	10607	01102020	291980	2,450.00	01/10/2020	INV	PD	Repair pump panels
9649	22004751	12/18/2019	11093	01242020	292202	808.60	01/24/2020	INV	PD	Restock Warehouse - elect
7852	22004832	12/12/2019	8684	12202019	291678	343.60	12/20/2019	INV	PD	Restock Warehouse - elect
8391	22004810	12/20/2019	9807	01072020	291867	320.00	01/03/2020	INV	PD	Enclosure, Heritage Park
10244	22004856	01/17/2020	11715	020420	292478	2,740.73	02/07/2020	INV	PD	Materials for lighting th
11972	22004541	12/13/2019	13487	031020	293181	2,640.00	03/10/2020	INV	PD	light fixture at pfa (
9509	22004940	12/31/2019	10947	01212020	292115	1,650.00	01/17/2020	INV	PD	Soft Start for digester m
9141	22004973	12/20/2019	10564	01102020	291980	950.00	01/10/2020	INV	PD	LED Light tubes for colle
9629	22004706	12/30/2019	11071	01242020	292202	669.00	01/24/2020	INV	PD	LIGHT FOR A-1 REMODEL
10267	22005120	01/16/2020	11738	020420	292478	1,099.65	02/07/2020	INV	PD	Restock Warehouse - elect
9611	22004856	12/27/2019	11051	01242020	292202	16,288.56	01/24/2020	INV	PD	Materials for lighting th
10705	22004856	01/10/2020	12191	021420	292676	738.72	02/14/2020	INV	PD	Materials for lighting th
11976	22004706	01/10/2020	13491	031020	293181	1,980.00	03/10/2020	INV	PD	LIGHT FOR A-1 REMODEL
10268	22005362	01/16/2020	11739	020420	292478	84.36	02/07/2020	INV	PD	Restock Warehouse - see n
10131	22005389	01/17/2020	11600	01312020	292397	343.00	01/31/2020	INV	PD	Motor Saver for Sunset Ga
10243	22005361	01/17/2020	11714	020420	292478	632.84	02/07/2020	INV	PD	Electrical parts for rece
10304	22005427	01/17/2020	11776	020420	292478	1,029.00	02/07/2020	INV	PD	Bulbs for parking lot and
10119	22005505	01/17/2020	11586	01312020	292397	151.50	01/31/2020	INV	PD	SUPPLIES FOR ELECTRICAL D
10293	22005538	01/22/2020	11765	020420	292478	304.17	02/07/2020	INV	PD	material to remodel PFA G
11179	22005576	01/24/2020	12673	022120	292828	1,310.05	02/21/2020	INV	PD	A-1 REMODEL LIGHTS AND L
10675	22005694	02/04/2020	12161	021420	292676	1,160.00	02/14/2020	INV	PD	LED lights for gym floor
10626	22005804	02/05/2020	12109	021420	292676	192.12	02/14/2020	INV	PD	Materials for installing
11119	22005920	02/12/2020	12612	022120	292828	143.50	02/21/2020	INV	PD	LED light for PH
11547	22006143	02/19/2020	13052	022820	292976	384.65	02/28/2020	INV	PD	Restock Warehouse
11116	22005920	02/14/2020	12609	022120	292828	2,296.00	02/21/2020	INV	PD	LED light for PH
11619	22006184	02/20/2020	13125	022820	292976	1,431.91	02/28/2020	INV	PD	Materials for Parking Lot
11795	22006166	02/28/2020	13304	030620	293133	270.00	03/06/2020	INV	PD	LED light for replacement
11654	22005739	02/20/2020	13161	032020	293083	475.00	03/06/2020	INV	PD	LED Light Bulbs
11542	22006204	02/20/2020	13046	022820	292976	69.25	02/28/2020	INV	PD	Replacement time clock
11552	22005946	02/21/2020	13057	022820	292976	1,508.00	02/28/2020	INV	PD	LED light for gym court u
12680	22006030	02/21/2020	14210	032420	293510	17,236.80	03/27/2020	INV	PD	material to upgrade flume
11625	22006313	02/26/2020	13131	022820	292976	117.20	02/28/2020	INV	PD	Supplies for Electrical
12151	22006326	02/26/2020	13669	031320	293272	173.62	03/13/2020	INV	PD	Restock Warehouse
12160	22006328	02/26/2020	13678	031320	293272	92.72	03/13/2020	INV	PD	Restock Warehouse
12152	22006388	03/05/2020	13670	031320	293272	44.30	03/13/2020	INV	PD	Restock Warehouse
12118	22006393	03/06/2020	13635	031320	293272	914.64	03/13/2020	INV	PD	replacement lights
12062	22006459	03/05/2020	13579	031320	293272	557.21	03/13/2020	INV	PD	ELECTRICAL FOR FANS
12091	22006535	03/05/2020	13608	031320	293272	780.00	03/13/2020	INV	PD	Replace LED's at beach ar
12067	22006529	03/05/2020	13584	031320	293272	72.00	03/13/2020	INV	PD	Fuses for Breaker Box at
12065	22006142	03/09/2020	13582	031320	293272	1,335.00	03/13/2020	INV	PD	Light Bulbs for the Sport
12153	22006569	03/06/2020	13671	031320	293272	156.00	03/13/2020	INV	PD	replace lamps on lights 1

DOCUMENT	P.O.	INV DATE	VOUCHER	CHECK RUN	CHECK #	INVOICE NET	DUE DATE	TYPE	STS	INVOICE DESCRIPTION
12542	22006562	03/17/2020	14068	032020	293414	157.00	03/20/2020	INV	PD	repair for lift ststions
12525	22006616	03/11/2020	14051	032020	293414	170.10	03/20/2020	INV	PD	Hardware to complete sola
12663	22006657	03/13/2020	14193	032420	293510	460.00	03/27/2020	INV	PD	Emergency lights
12751	22006782	03/18/2020	14285	032420	293510	150.38	03/27/2020	INV	PD	Restock Warehouse - elect
12740	22006852	03/20/2020	14274	032420	293510	475.00	03/27/2020	INV	PD	4' LED REPLACEMENT BULBS
5585	22003360	10/08/2019	6077	10252019	290681	45.71	10/25/2019	INV	PD	Electrical Supplies for i
805	22020406	07/02/2019	847	08022019	288865	2,310.00	08/02/2019	INV	PD	192471-BLACK TRACK LIGHTS
168	22001166	07/16/2019	182	07192019	288567	200.00	07/19/2019	INV	PD	Lighting fixtures for the
3669	22002974	09/20/2019	3800	09302019	290016	565.80	09/27/2019	INV	PD	SCHEDULE -40 CONDUIT
6887	22002336	09/27/2019	7416	11222019	291263	2,191.50	11/22/2019	INV	PD	track flood lights for te
8201	22003505	10/09/2019	9613	12262019	28480	1,468.86	12/27/2019	INV	PD	conduit for beach electri
7412	22004448	11/22/2019	7962	12062019	291476	372.00	12/06/2019	INV	PD	Electrical pull boxes for
7411	22004432	11/22/2019	7961	12062019	291476	280.00	12/06/2019	INV	PD	Replacement LED lamps for
8396	22004777	12/17/2019	9812	01072020	291867	15.30	01/03/2020	INV	PD	electrical parts to wire
9146	22004777	12/20/2019	10569	01102020	291980	469.55	01/10/2020	INV	PD	electrical parts to wire
247	22001373	07/01/2019	265	072519LO	288704	40.00	07/26/2019	INV	PD	Supplies for Electrical D
244	22001373	07/01/2019	263	072519LO	288704	70.00	07/26/2019	INV	PD	Supplies for Electrical D
						139,354.32				
998 CARLSBAD QUALITY AUTOBODY										
10168	22005616	12/12/2019	11638	01312020	292395	4,204.13	01/31/2020	INV	PD	truck repair body work
1006 CARLSBAD MEDICAL CNTR LLC										
9823	22003852	05/03/2019	11274	012820	292292	553.00	01/31/2020	INV	PD	Prisoner Medical Costs-Pr
9824	22003852	05/12/2019	11275	012820	292292	553.00	01/31/2020	INV	PD	Prisoner Medical Costs-Pr
5641	22003852	06/29/2019	6137	10252019	290676	2,037.37	10/25/2019	INV	PD	Prisoner Medical Costs-Pr
						3,143.37				
1032 CARLSBAD CHEVROLET										
2721	22002547	08/30/2019	2837	09122019	289551	164.56	09/13/2019	INV	PD	Rescue 1 needs fuel filte
2720	22002737	09/05/2019	2836	09122019	289551	59.57	09/13/2019	INV	PD	MED-6 TRANSMISSION SERVIC
5152	22002999	10/09/2019	5634	10172019	290445	329.58	10/18/2019	INV	PD	F36 needs 2 window regula
						553.71				
1040 CARLSBAD SHEET METAL, LLC										
6417	22002322	09/10/2019	6936	11142019	291032	753.52	11/15/2019	INV	PD	Installation of two 7.5 t
4008	22002891	09/20/2019	4148	10042019	290124	628.67	10/04/2019	INV	PD	Service Call
6418	22003198	11/02/2019	6937	11142019	291032	680.73	11/15/2019	INV	PD	Work order - 3rd floor a/
						2,062.92				
1085 CARROT TOP INDUSTRIES										
5171	22003129	09/24/2019	5653	10172019	290446	1,265.74	10/18/2019	INV	PD	US & NM Flags to replace
1088 CARQUEST AUTO PARTS										
10208	22002791	09/09/2019	11678	020420	292477	118.99	02/07/2020	INV	PD	Battery for unit 12042
10973	22006157	02/14/2020	12465	021820	292781	91.44	02/21/2020	INV	PD	Deicer
						210.43				
1106 CASCO INDUSTRIES INC										

DOCUMENT	P.O.	INV DATE	VOUCHER	CHECK RUN	CHECK #	INVOICE NET	DUE DATE	TYPE	STS	INVOICE DESCRIPTION
1944	22001107	08/07/2019	2036	08232019	289229	1,041.90	08/23/2019	INV	PD	Fire nozzle
11174	22005243	02/07/2020	12668	022120	292826	1,220.60	02/21/2020	INV	PD	Fire Nozzles, spanner wre
						2,262.50				
1120 CENTRAL VALLEY ELECTRIC COOP										
11467	22000838	01/15/2020	12970	022820	292978	150.60	02/28/2020	INV	PD	EST YRLY ELEC SRV TO SHOP
11565	22000838	02/15/2020	13070	022820	292978	158.66	02/28/2020	INV	PD	EST YRLY ELEC SRV TO SHOP
9572	22000838	12/14/2019	11010	01212020	292116	73.67	01/17/2020	INV	PD	EST YRLY ELEC SRV TO SHOP
5540	22000838	10/15/2019	6033	10252019	290682	82.43	10/25/2019	INV	PD	EST YRLY ELEC SRV TO SHOP
7038	22000838	11/15/2019	7573	11222019	291264	77.01	11/22/2019	INV	PD	EST YRLY ELEC SRV TO SHOP
4034	22000838	09/14/2019	4174	10042019	290127	204.22	10/04/2019	INV	PD	EST YRLY ELEC SRV TO SHOP
314	22000838	07/15/2019	336	072519LO	288705	96.73	07/26/2019	INV	PD	EST YRLY ELEC SRV TO SHOP
						843.32				
1135 CENTER POINT LARGE PRINT										
7867	22004527	12/04/2019	8699	12202019	291680	117.50	12/20/2019	INV	PD	Large Print Books
10854	22004527	01/13/2020	12341	021420	292678	23.37	02/14/2020	INV	PD	Large Print Books
						140.87				
1202 COATS PUMP & SUPPLY INC										
4735	22003000	09/26/2019	4932	10162019	290417	20,123.69	10/18/2019	INV	PD	Repair well #4/Sole sourc
8145	22004281	11/21/2019	9556	12202019	291684	29,050.00	12/20/2019	INV	PD	Replacement pump for wate
8900	22004365	11/21/2019	10318	01072020	291870	36,922.41	01/03/2020	INV	PD	Work on Sheep Draw water
12139	22006144	02/29/2020	13657	031320	293275	966.56	03/13/2020	INV	PD	Estimated Cost to pull an
12063	22005697	03/11/2020	13580	031320	293275	1,208.20	03/13/2020	INV	PD	Labor to fix well at spor
						88,270.86				
1206 CHAMBER OF COMMERCE CORP.										
6429	22004282	10/30/2019	6949	11142019	291037	30,252.15	11/15/2019	INV	PD	Culture & Rec Advertising
7640	22004282	12/05/2019	8194	12122019	291580	40,388.87	12/13/2019	INV	PD	Culture & Rec Advertising
9977	22004282	01/15/2020	11435	012820	292295	20,235.37	01/31/2020	INV	PD	Culture & Rec Advertising
9975	22005070	01/15/2020	11433	012820	292295	29,621.16	01/31/2020	INV	PD	Christmas on the Pecos Pr
1310	22001227	08/05/2019	1376	08122019	288991	18,750.00	08/09/2019	INV	PD	189409- VIDEO&PHOTO LIBRA
1311	22001509	08/05/2019	1377	08122019	288991	27,325.00	08/09/2019	INV	PD	Contractual expense for C
1309	22001126	08/05/2019	1375	08122019	288991	1,632.60	08/09/2019	INV	PD	187062- BILLBOARD ADVERTI
3091	22001509	09/10/2019	3213	09202019	289721	46,075.00	09/20/2019	INV	PD	Contractual expense for C
4630	22001509	10/07/2019	4801	10112019	290312	27,325.00	10/11/2019	INV	PD	Contractual expense for C
4631	22001227	10/07/2019	4802	10112019	290312	18,750.00	10/11/2019	INV	PD	189409- VIDEO&PHOTO LIBRA
6802	22001509	11/12/2019	7328	11222019	291158	27,325.00	11/22/2019	INV	PD	Contractual expense for C
6804	22001227	11/12/2019	7330	11222019	291158	18,750.00	11/22/2019	INV	PD	189409- VIDEO&PHOTO LIBRA
7631	22001509	12/05/2019	8185	12122019	291580	27,325.00	12/13/2019	INV	PD	Contractual expense for C
7639	22001227	12/05/2019	8193	12122019	291580	18,750.00	12/13/2019	INV	PD	189409- VIDEO&PHOTO LIBRA
9523	22001227	01/07/2020	10961	01212020	292117	18,750.00	01/17/2020	INV	PD	189409- VIDEO&PHOTO LIBRA
9524	22001509	01/07/2020	10962	01212020	292117	27,325.00	01/17/2020	INV	PD	Contractual expense for C
10670	22001509	02/10/2020	12156	021420	292680	27,325.00	02/14/2020	INV	PD	Contractual expense for C
10671	22001227	02/10/2020	12157	021420	292680	18,750.00	02/14/2020	INV	PD	189409- VIDEO&PHOTO LIBRA
12037	22001509	03/04/2020	13554	031020	293182	27,325.00	03/10/2020	INV	PD	Contractual expense for C
12038	22001227	03/04/2020	13555	031020	293182	18,750.00	03/10/2020	INV	PD	189409- VIDEO&PHOTO LIBRA
12962	22003651	03/24/2020	14500	03312020	293658	19,633.24	03/31/2020	INV	PD	Chamber of Commerce entry
5502	22000923	10/21/2019	5994	10252019	290683	10,401.14	10/25/2019	INV	PD	Annual PO Retirement Prom

DOCUMENT	P.O.	INV DATE	VOUCHER	CHECK RUN	CHECK #	INVOICE NET	DUE DATE	TYPE	STS	INVOICE DESCRIPTION
10149	22000923	01/28/2020	11617	01312020	292398	11,729.42	01/31/2020	INV	PD	Annual PO Retirement Prom
3005	22002694	08/12/2019	3124	09202019	289721	210.00	09/20/2019	INV	PD	Annual Chamber of Commerc
						532,703.95				
1213 CHAPARRAL SAND & GRAVEL										
3730	22002654	09/13/2019	3862	09302019	290018	4,908.84	09/27/2019	INV	PD	Sand to topdress greens a
1225 CHIEF SUPPLY, INC.										
489	22000488	03/19/2019	520	072619LO	288733	411.96	07/26/2019	INV	PD	Uniform Boots -Spring 201
550	22000488	05/09/2019	579	073119	288787	205.98	07/31/2019	INV	PD	Uniform Boots -Spring 201
2579	22000488	05/15/2019	2693	09122019	289559	229.98	09/13/2019	INV	PD	Uniform Boots -Spring 201
2578	22000488	05/17/2019	2692	09122019	289559	205.98	09/13/2019	INV	PD	Uniform Boots -Spring 201
2232	22000488	06/03/2019	2335	08302019	289343	96.99	08/30/2019	INV	PD	Uniform Boots -Spring 201
2231	22000488	06/03/2019	2333	08302019	289343	449.75	08/30/2019	INV	PD	Uniform Boots -Spring 201
2228	22000488	06/03/2019	2330	08302019	289343	86.99	08/30/2019	INV	PD	Uniform Boots -Spring 201
166	22000488	07/12/2019	180	07192019	288568	83.99	07/19/2019	INV	PD	Uniform Boots -Spring 201
6078	22000490	07/26/2019	6589	110719	290906	380.47	11/08/2019	INV	PD	Police Supplies-Holsters
						2,152.09				
1270 CONNELLS OFFICE SUPPLY										
325	22001228	07/18/2019	347	072519LO	288706	118.50	07/26/2019	INV	PD	Restock Office Supplies f
383	22001038	07/12/2019	406	072419jd	288657	11.15	07/26/2019	INV	PD	66010 Magnetic Tape & Cle
308	22001342	07/22/2019	330	072519LO	288706	1,035.00	07/26/2019	INV	PD	Restock Office Supplies f
825	22001691	07/29/2019	867	08022019	288866	81.55	08/02/2019	INV	PD	Office Supplies for Commu
823	22001691	07/30/2019	865	08022019	288866	389.00	08/02/2019	INV	PD	Office Supplies for Commu
1054	22001707	07/29/2019	1111	08082019	288944	241.50	08/09/2019	INV	PD	Office Supplies
1052	22001707	07/29/2019	1109	08082019	288944	295.65	08/09/2019	INV	PD	Office Supplies
1049	22001707	07/29/2019	1106	08082019	288944	631.90	08/09/2019	INV	PD	Office Supplies
822	22001704	07/29/2019	864	08022019	288866	12.41	08/02/2019	INV	PD	Desk Calendar for 2019
824	22001691	07/29/2019	866	08022019	288866	358.90	08/02/2019	INV	PD	Office Supplies for Commu
819	22001691	07/30/2019	861	08022019	288866	15.60	08/02/2019	INV	PD	Office Supplies for Commu
827	22001645	07/24/2019	869	08022019	288866	133.50	08/02/2019	INV	PD	Office Supplies for HR
821	22001645	07/29/2019	863	08022019	288866	21.40	08/02/2019	INV	PD	Office Supplies for HR
826	22001645	07/25/2019	868	08022019	288866	277.00	08/02/2019	INV	PD	Office Supplies for HR
1056	22001707	07/30/2019	1113	08082019	288944	905.00	08/09/2019	INV	PD	Office Supplies
1047	22001831	08/01/2019	1104	08082019	288944	49.00	08/09/2019	INV	PD	Mouse Pads for CD Staff
1611	22001707	08/05/2019	1687	08162019	289123	357.32	08/16/2019	INV	PD	Office Supplies
3708	22001995	08/07/2019	3840	09302019	290020	232.80	09/27/2019	INV	PD	SUPPLIES FOR GARAGE OFFIC
1508	22002089	08/13/2019	1584	08162019	289123	65.00	08/16/2019	INV	PD	restock warehouse - lens
1866	22002064	08/13/2019	1954	08232019	289233	1,220.00	08/23/2019	INV	PD	ALE VA638232ES 6 SHELF BO
1845	22002146	08/19/2019	1933	08232019	289233	23.95	08/23/2019	INV	PD	Name Plate for New Secret
2711	22002304	08/20/2019	2827	09122019	289564	186.50	09/13/2019	INV	PD	Office Supplies
2665	22002355	08/20/2019	2780	09122019	289564	385.00	09/13/2019	INV	PD	COPY PAPER FOR PW & SW DE
2277	22002304	08/22/2019	2384	08302019	289344	67.50	08/30/2019	INV	PD	Office Supplies
1859	22002259	08/16/2019	1947	08232019	289233	152.00	08/23/2019	INV	PD	BINDERS FOR SAFETY SHEETS
2633	22002512	08/29/2019	2748	09122019	289564	54.00	09/13/2019	INV	PD	Heavy Duty Staples for Co
2584	22002529	08/29/2019	2698	09122019	289564	609.98	09/13/2019	INV	PD	Office supplies
3008	22002721	09/06/2019	3127	09202019	289726	500.80	09/20/2019	INV	PD	Supplies for finance
3006	22000689	09/06/2019	3125	09202019	289726	77.00	09/20/2019	INV	PD	EST YRLY COPY PAPER FOR
3010	22002784	09/10/2019	3129	09202019	289726	21.00	09/20/2019	INV	PD	pens for office use
2585	22002564	09/04/2019	2699	09122019	289564	720.00	09/13/2019	INV	PD	Chairs for IT
2606	22002575	09/03/2019	2720	09122019	289564	95.00	09/13/2019	INV	PD	pens for office use

DOCUMENT	P.O.	INV DATE	VOUCHER	CHECK RUN	CHECK #	INVOICE NET	DUE DATE	TYPE	STS	INVOICE DESCRIPTION
2615	22002529	08/30/2019	2730	09122019	289564	1,150.00	09/13/2019	INV	PD	Office supplies
2614	22002529	09/03/2019	2729	09122019	289564	8.00	09/13/2019	INV	PD	Office supplies
4221	22002708	09/05/2019	4381	10102019	290234	182.10	10/11/2019	INV	PD	black ink 950xl hp
3352	22002871	09/12/2019	3480	09202019	289726	26.00	09/20/2019	INV	PD	Brochure Paper for Profes
3137	22002874	09/12/2019	3262	09202019	289726	770.00	09/20/2019	INV	PD	Paper for City Hall (20 C
3461	22002862	09/07/2019	3590	09242019	289873	210.50	09/20/2019	INV	PD	Office Supplies for Commu
3462	22002862	09/17/2019	3591	09242019	289873	141.35	09/20/2019	INV	PD	Office Supplies for Commu
4219	22002959	09/17/2019	4379	10102019	290234	185.10	10/11/2019	INV	PD	OFFICE SUPPLIES FOR DAILY
4218	22002959	09/19/2019	4378	10102019	290234	65.30	10/11/2019	INV	PD	OFFICE SUPPLIES FOR DAILY
3816	22003058	09/23/2019	3952	09302019	290020	622.00	09/27/2019	INV	PD	Supplies for PD
3839	22002851	09/23/2019	3976	09302019	290020	525.00	09/27/2019	INV	PD	MESH CHAIR FOR SECRETARY
5250	22002430	09/23/2019	5735	10212019	290515	32.00	10/18/2019	INV	PD	PENS FOR STREET, NAME PLA
5251	22002430	09/30/2019	5736	10212019	290515	23.95	10/18/2019	INV	PD	PENS FOR STREET, NAME PLA
4215	22003120	09/20/2019	4375	10102019	290234	405.00	10/11/2019	INV	PD	REPLACE INK CARTRIDGES FO
4217	22002892	09/19/2019	4377	10102019	290234	164.00	10/11/2019	INV	PD	Office Organization Items
3944	22003017	09/19/2019	4082	10042019	290135	305.90	10/04/2019	INV	PD	Office Supplies
4216	22003051	09/19/2019	4376	10102019	290234	329.90	10/11/2019	INV	PD	Office supplies for Trans
3927	22003017	09/24/2019	4065	10042019	290135	696.90	10/04/2019	INV	PD	Office Supplies
4201	22003376	10/01/2019	4357	10042019	290135	474.00	10/04/2019	INV	PD	Materials and Supplies
4292	22003402	10/03/2019	4453	10102019	290234	182.50	10/11/2019	INV	PD	Office Supplies
4442	22003311	10/01/2019	4609	10112019	290315	346.50	10/11/2019	INV	PD	ink for printer
5076	22003398	10/02/2019	5410	10172019	290449	201.16	10/18/2019	INV	PD	office supplies
4541	22003354	10/03/2019	4711	10112019	290315	334.00	10/11/2019	INV	PD	Supplies for PD Dispatche
5435	22003354	10/07/2019	5927	10252019	290687	28.00	10/25/2019	INV	PD	Supplies for PD Dispatche
5531	22003120	10/07/2019	6023	10252019	290687	29.55	10/25/2019	INV	PD	REPLACE INK CARTRIDGES FO
6088	22003346	10/03/2019	6602	110719	290908	128.00	11/08/2019	INV	PD	File Sorters for Office
6383	22002708	10/08/2019	6902	11142019	291040	6.00	11/15/2019	INV	PD	black ink 950xl hp
5078	22003561	10/10/2019	5555	10172019	290449	157.00	10/18/2019	INV	PD	Office Supplies for HR
5178	22003561	10/10/2019	5660	10172019	290449	853.65	10/18/2019	INV	PD	Office Supplies for HR
5575	22003731	10/17/2019	6068	10252019	290687	413.35	10/25/2019	INV	PD	Office Supplies
5577	22003731	10/17/2019	6071	10252019	290687	227.80	10/25/2019	INV	PD	Office Supplies
5608	22003546	10/17/2019	6101	10252019	290687	360.00	10/25/2019	INV	PD	Notary Stamps - 8 Dispatc
5573	22003628	10/18/2019	6066	10252019	290687	348.12	10/25/2019	INV	PD	office supplies
5477	22003731	10/21/2019	5969	10252019	290687	33.25	10/25/2019	INV	PD	Office Supplies
5842	22003830	10/24/2019	6340	10312019	290774	515.00	10/31/2019	INV	PD	Utility Cart with locking
5828	22003669	10/16/2019	6325	10312019	290774	672.00	10/31/2019	INV	PD	REPLACE TONERS FOR PRINTE
5829	22003669	10/17/2019	6326	10312019	290774	22.00	10/31/2019	INV	PD	REPLACE TONERS FOR PRINTE
5820	22003669	10/25/2019	6317	10312019	290774	264.00	10/31/2019	INV	PD	REPLACE TONERS FOR PRINTE
5576	22003731	10/17/2019	6069	10252019	290687	767.25	10/25/2019	INV	PD	Office Supplies
5637	22003844	10/24/2019	6133	10252019	290687	29.00	10/25/2019	INV	PD	SUPPLIES FOR STREET DEPT.
5638	22003826	10/24/2019	6134	10252019	290687	312.00	10/25/2019	INV	PD	CALENDARS FOR PW DEPARTME
5639	22003826	10/24/2019	6135	10252019	290687	41.00	10/25/2019	INV	PD	CALENDARS FOR PW DEPARTME
5834	22003889	10/24/2019	6332	10312019	290774	110.00	10/31/2019	INV	PD	Restock Warehouse - offic
5788	22003945	10/25/2019	6284	10312019	290774	325.00	10/31/2019	INV	PD	Supplies for Public Works
5832	22003939	10/25/2019	6329	10312019	290774	370.00	10/31/2019	INV	PD	Office Supplies
5880	22003939	10/29/2019	6378	10312019	290774	142.00	10/31/2019	INV	PD	Office Supplies
5831	22003939	10/28/2019	6328	10312019	290774	142.50	10/31/2019	INV	PD	Office Supplies
6338	22003941	10/28/2019	6856	11142019	291040	363.75	11/15/2019	INV	PD	Materials and Supplies
6339	22003941	10/28/2019	6857	11142019	291040	292.00	11/15/2019	INV	PD	Materials and Supplies
6900	22003941	11/18/2019	7429	11222019	291271	41.65	11/22/2019	INV	PD	Materials and Supplies
6364	22000689	11/05/2019	6883	11142019	291040	79.00	11/15/2019	INV	PD	EST YRLY COPY PAPER FOR
7005	22004171	11/07/2019	7540	11222019	291271	162.00	11/22/2019	INV	PD	Office Supplies for Commu
7006	22004171	11/07/2019	7541	11222019	291271	261.28	11/22/2019	INV	PD	Office Supplies for Commu
6903	22004312	11/18/2019	7433	11222019	291271	44.84	11/22/2019	INV	PD	Supplies for finance
6085	22003991	10/29/2019	6598	110719	290908	196.25	11/08/2019	INV	PD	office supplies

DOCUMENT	P.O.	INV DATE	VOUCHER	CHECK RUN	CHECK #	INVOICE NET	DUE DATE	TYPE	STS	INVOICE DESCRIPTION
6084	22004009	10/29/2019	6597	110719	290908	156.85	11/08/2019	INV	PD	Supplies for activities a
7010	22004260	11/08/2019	7545	11222019	291271	78.10	11/22/2019	INV	PD	printer ink
6860	22004341	11/18/2019	7389	11222019	291160	154.25	11/22/2019	INV	PD	Office Supplies
8952	22004596	12/03/2019	10372	01072020	291871	1,545.00	01/03/2020	INV	PD	Office Supplies for CPD P
10261	22004498	12/06/2019	11732	020420	292484	222.00	02/07/2020	INV	PD	officer supplies
10263	22004498	12/06/2019	11734	020420	292484	202.00	02/07/2020	INV	PD	officer supplies
8143	22004963	12/17/2019	9554	12202019	291685	625.00	12/20/2019	INV	PD	Supplies for finance
7328	22004479	11/22/2019	7875	12032019	291406	92.80	12/06/2019	INV	PD	Envelopes and office supp
7824	22004542	11/26/2019	8656	12202019	291685	95.30	12/20/2019	INV	PD	Office equipment for use
7099	22004482	11/22/2019	7637	11262019	291326	149.95	11/29/2019	INV	PD	Office Supplies for HR
7327	22004565	11/26/2019	7874	12032019	291406	500.86	12/06/2019	INV	PD	office supplies and craft
9818	22005325	01/17/2020	11269	012820	292297	54.00	01/31/2020	INV	PD	Office Supplies
9990	22005294	01/17/2020	11448	012820	292297	492.00	01/31/2020	INV	PD	Office Supplies for HR
8951	22003946	12/05/2019	10371	01072020	291871	64.00	01/03/2020	INV	PD	CALENDARS FOR COMMUNITY S
7645	22004676	12/05/2019	8199	12122019	291584	1,128.00	12/13/2019	INV	PD	Office Supplies
7662	22004724	12/06/2019	8217	12122019	291584	122.50	12/13/2019	INV	PD	office supplies, decorati
7675	22004717	12/09/2019	8230	12122019	291584	154.75	12/13/2019	INV	PD	Office products for the s
10262	22004498	12/09/2019	11733	020420	292484	107.50	02/07/2020	INV	PD	officer supplies
8282	22004723	12/09/2019	9697	12272019	291782	202.25	12/27/2019	INV	PD	2020 CALENDER'S, OFFICE S
8279	22004723	12/10/2019	9694	12272019	291782	312.50	12/27/2019	INV	PD	2020 CALENDER'S, OFFICE S
9637	22004723	01/02/2020	11080	01242020	292206	176.00	01/24/2020	INV	PD	2020 CALENDER'S, OFFICE S
7810	22004676	12/10/2019	8641	12202019	291685	197.50	12/20/2019	INV	PD	Office Supplies
8221	22004498	12/19/2019	9633	12272019	291782	99.00	12/27/2019	INV	PD	officer supplies
7674	22004717	12/09/2019	8229	12122019	291584	386.60	12/13/2019	INV	PD	Office products for the s
8919	22004840	12/10/2019	10338	01072020	291871	193.00	01/03/2020	INV	PD	office supplies
7811	22004676	12/10/2019	8642	12202019	291685	52.00	12/20/2019	INV	PD	Office Supplies
11578	22004760	12/12/2019	13083	022820	292982	192.00	02/28/2020	INV	PD	Document frames
8950	22004020	12/12/2019	10370	01072020	291871	41.00	01/03/2020	INV	PD	Office Supplies
8275	22004881	12/12/2019	9690	12272019	291782	223.00	12/27/2019	INV	PD	Materials and Supplies
8842	22004918	12/13/2019	10259	01072020	291871	302.25	01/03/2020	INV	PD	SUPPLIES NEEDED FOR GARAG
8841	22004918	12/18/2019	10258	01072020	291871	116.25	01/03/2020	INV	PD	SUPPLIES NEEDED FOR GARAG
8219	22004882	12/16/2019	9631	12272019	291782	250.00	12/27/2019	INV	PD	Energizer Batteries
8208	22004906	12/16/2019	9620	12272019	291782	176.75	12/27/2019	INV	PD	Calendars for Finance HOD
8209	22004907	12/16/2019	9621	12272019	291782	84.00	12/27/2019	INV	PD	Calendars for Cashiers HO
8937	22004020	12/16/2019	10357	01072020	291871	75.00	01/03/2020	INV	PD	Office Supplies
8233	22004941	12/16/2019	9646	12272019	291782	102.30	12/27/2019	INV	PD	office suppliess
8230	22004966	12/17/2019	9643	12272019	291782	42.00	12/27/2019	INV	PD	Restock Warehouse
11794	22005001	12/19/2019	13303	030620	293134	211.15	03/06/2020	INV	PD	Various office supplies f
8949	22005001	12/20/2019	10369	01072020	291871	307.00	01/03/2020	INV	PD	Various office supplies f
10867	22005001	01/13/2020	12356	021420	292684	32.00	02/14/2020	INV	PD	Various office supplies f
8229	22005053	12/20/2019	9642	12272019	291782	790.00	12/27/2019	INV	PD	Copy Paper for City Hall
7166	22004482	11/25/2019	7706	11262019	291326	142.60	11/29/2019	INV	PD	Office Supplies for HR
8894	22005064	12/23/2019	10312	01072020	291871	648.00	01/03/2020	INV	PD	Office Supplies
8895	22005064	12/23/2019	10313	01072020	291871	185.00	01/03/2020	INV	PD	Office Supplies
8954	22005064	12/30/2019	10374	01072020	291871	155.00	01/03/2020	INV	PD	Office Supplies
8787	22004681	12/30/2019	10204	01072020	291871	201.00	01/03/2020	INV	PD	CALENDARS FOR SOLID WASTE
8785	22005077	12/30/2019	10202	01072020	291871	29.50	01/03/2020	INV	PD	CALENDAR FOR STREET (ALEX
9505	22005195	01/06/2020	10943	01212020	292120	647.25	01/17/2020	INV	PD	Materials and Supplies
9506	22005195	01/06/2020	10944	01212020	292120	171.00	01/17/2020	INV	PD	Materials and Supplies
9608	22005218	01/06/2020	11048	01242020	292206	146.00	01/24/2020	INV	PD	Office Supplies
9978	22005280	01/09/2020	11436	012820	292297	56.00	01/31/2020	INV	PD	BOXES FOR FILING PAPERWOR
9140	22004723	01/02/2020	10563	01102020	291982	16.00	01/10/2020	INV	PD	2020 CALENDER'S, OFFICE S
9837	22005172	01/02/2020	11289	012820	292297	62.00	01/31/2020	INV	PD	Office Supplies for CPD P
9636	22000689	01/02/2020	11079	01242020	292206	79.00	01/24/2020	INV	PD	EST YRLY COPY PAPER FOR
10517	22005173	01/06/2020	11997	020720	292566	624.38	02/07/2020	INV	PD	OFFICE SUPPLIES FOR ACTIV

DOCUMENT	P.O.	INV DATE	VOUCHER	CHECK RUN	CHECK #	INVOICE NET	DUE DATE	TYPE	STS	INVOICE DESCRIPTION
10518	22005173	01/06/2020	11998	020720	292566	269.66	02/07/2020	INV	PD	OFFICE SUPPLIES FOR ACTIV
9613	22005189	01/06/2020	11055	01242020	292206	611.95	01/24/2020	INV	PD	office supplies
9521	22005246	01/08/2020	10959	01212020	292120	92.00	01/17/2020	INV	PD	Clerk office supplies
9471	22003051	01/09/2020	10909	01212020	292120	362.00	01/17/2020	INV	PD	Office supplies for Trans
9688	22005343	01/10/2020	11133	01242020	292206	58.00	01/24/2020	INV	PD	Supplies for Construction
9992	22005363	01/13/2020	11450	012820	292297	383.08	01/31/2020	INV	PD	Office Supplies for Commu
9353	22005364	01/13/2020	10787	01212020	292120	170.00	01/17/2020	INV	PD	CHAIR PAD FOR CHAIR TO RO
9888	22005276	01/15/2020	11340	012820	292297	217.20	01/31/2020	INV	PD	Office supplies for San J
9893	22005276	01/15/2020	11345	012820	292297	57.00	01/31/2020	INV	PD	Office supplies for San J
9790	22005294	01/15/2020	11241	01242020	292206	337.92	01/24/2020	INV	PD	Office Supplies for HR
10519	22005440	01/16/2020	11999	020720	292566	177.00	02/07/2020	INV	PD	SUPPLIES NEEDED FOR GARAG
9819	22005325	01/16/2020	11270	012820	292297	809.50	01/31/2020	INV	PD	Office Supplies
9817	22005325	01/16/2020	11268	012820	292297	129.00	01/31/2020	INV	PD	Office Supplies
9886	22005276	01/17/2020	11338	012820	292297	100.00	01/31/2020	INV	PD	Office supplies for San J
9820	22005500	01/16/2020	11271	012820	292297	518.50	01/31/2020	INV	PD	Office Supplies
9821	22005496	01/22/2020	11272	012820	292297	136.25	01/31/2020	INV	PD	OFFICE SUPPLIES FOR DAILY
10212	22005725	01/28/2020	11682	020420	292484	305.50	02/07/2020	INV	PD	Copy Paper for PW & SW De
9750	22005570	01/23/2020	11198	01242020	292206	275.00	01/24/2020	INV	PD	Ten Key for Brooke Sharp
9748	22005561	01/23/2020	11196	01242020	292206	118.00	01/24/2020	INV	PD	Office Supplies for CD/MS
10214	22005590	01/23/2020	11684	020420	292484	188.45	02/07/2020	INV	PD	Office Supplies
9880	22005599	01/23/2020	11332	012820	292297	141.00	01/31/2020	INV	PD	Office supplies needed fo
11589	22006293	02/21/2020	13095	022820	292982	397.70	02/28/2020	INV	PD	Chair - Executive office
11275	22006256	02/24/2020	12771	022520	292915	94.50	02/28/2020	INV	PD	Ribbons for Finance (A/P)
10231	22005696	01/28/2020	11701	020420	292484	89.55	02/07/2020	INV	PD	Office Supplies
10166	22005692	01/30/2020	11635	01312020	292400	990.00	01/31/2020	INV	PD	Folding tables for the sh
10135	22003627	01/28/2020	11603	01312020	292400	22.00	01/31/2020	INV	PD	office supplies
10134	22005701	01/28/2020	11602	01312020	292400	383.10	01/31/2020	INV	PD	office supplies
10136	22005701	01/28/2020	11604	01312020	292400	26.00	01/31/2020	INV	PD	office supplies
10369	22003627	02/03/2020	11843	020420	292484	22.00	02/07/2020	INV	PD	office supplies
10446	22005723	01/29/2020	11923	020720	292566	50.00	02/07/2020	INV	PD	Certificate Card Stock
10133	22005778	01/30/2020	11601	01312020	292400	59.97	01/31/2020	INV	PD	office supplies
10367	22003246	01/31/2020	11841	020420	292484	311.14	02/07/2020	INV	PD	office supplies
10368	22005778	02/03/2020	11842	020420	292484	455.08	02/07/2020	INV	PD	office supplies
12977	22006686	03/12/2020	14519	03312020	293660	520.80	03/31/2020	INV	PD	Office Supplies for the L
12973	22006686	03/16/2020	14514	03312020	293660	23.00	03/31/2020	INV	PD	Office Supplies for the L
10151	22005724	01/30/2020	11619	01312020	292400	246.00	01/31/2020	INV	PD	Key Storage for CD/MS
11678	22005755	01/31/2020	13185	032020	293088	774.80	03/06/2020	INV	PD	Various office supplies f
10615	22005992	02/07/2020	12098	021420	292684	184.00	02/14/2020	INV	PD	Gloves KCC55082
12627	22005755	02/09/2020	14156	032020	293416	12.00	03/20/2020	INV	PD	Various office supplies f
11448	22000689	02/25/2020	12951	022820	292982	79.00	02/28/2020	INV	PD	EST YRLY COPY PAPER FOR
12167	22006684	03/12/2020	13685	031320	293277	1,300.00	03/13/2020	INV	PD	Copy Paper for City Hall
13049	22000689	03/30/2020	14593	03312020	293660	79.00	03/31/2020	INV	PD	EST YRLY COPY PAPER FOR
10685	22006013	02/10/2020	12171	021420	292684	124.00	02/14/2020	INV	PD	Office Supplies for HR
10618	22005936	02/10/2020	12101	021420	292684	70.50	02/14/2020	INV	PD	Office supplies for City
10672	22005952	02/10/2020	12158	021420	292684	263.47	02/14/2020	INV	PD	information boards
11130	22005561	02/13/2020	12623	022120	292829	20.00	02/21/2020	INV	PD	Office Supplies for CD/MS
11244	22005856	02/17/2020	12739	022120	292829	11.28	02/21/2020	INV	PD	board member plaques
10939	22006100	02/12/2020	12428	021820	292783	646.80	02/21/2020	INV	PD	Office Supplies
10938	22006100	02/12/2020	12427	021820	292783	138.00	02/21/2020	INV	PD	Office Supplies
10947	22006100	02/13/2020	12437	021820	292783	317.00	02/21/2020	INV	PD	Office Supplies
10945	22006100	02/13/2020	12435	021820	292783	44.00	02/21/2020	INV	PD	Office Supplies
10934	22005936	02/13/2020	12419	021820	292783	60.50	02/21/2020	INV	PD	Office supplies for City
11247	22006100	02/17/2020	12742	022120	292829	149.00	02/21/2020	INV	PD	Office Supplies
11659	22006163	02/14/2020	13166	032020	293088	168.90	03/06/2020	INV	PD	office supplies
11660	22006169	02/17/2020	13167	032020	293088	122.00	03/06/2020	INV	PD	Restock Warehouse - offic

DOCUMENT	P.O.	INV DATE	VOUCHER	CHECK RUN	CHECK #	INVOICE NET	DUE DATE	TYPE	STS	INVOICE DESCRIPTION
11242	22006100	02/18/2020	12737	022120	292829	65.00	02/21/2020	INV	PD	Office Supplies
11657	22006296	02/25/2020	13164	032020	293088	499.98	03/06/2020	INV	PD	office supplies
11648	22006323	02/27/2020	13155	032020	293088	22.05	03/06/2020	INV	PD	Supplies for EMS Chief
11658	22006375	02/27/2020	13165	032020	293088	294.00	03/06/2020	INV	PD	Janitorial Supplies for t
12397	22006375	03/02/2020	13919	031720	293368	450.00	03/17/2020	INV	PD	Janitorial Supplies for t
11887	22006427	03/02/2020	13398	031020	293184	243.00	03/10/2020	INV	PD	OFFICE SUPPLIES FOR DAILY
12991	22006433	03/03/2020	14533	03312020	293660	360.20	03/31/2020	INV	PD	SUPPLIES NEEDED FOR GARAG
12992	22006433	03/03/2020	14534	03312020	293660	79.00	03/31/2020	INV	PD	SUPPLIES NEEDED FOR GARAG
12993	22006433	03/05/2020	14535	03312020	293660	666.50	03/31/2020	INV	PD	SUPPLIES NEEDED FOR GARAG
12106	22004760	02/27/2020	13623	031320	293277	32.00	03/13/2020	INV	PD	Document frames
11656	22006452	02/28/2020	13163	032020	293088	16.00	03/06/2020	INV	PD	COPY HOLDER
11796	22006499	03/02/2020	13305	030620	293134	223.70	03/06/2020	INV	PD	ink for printers
12078	22006587	03/05/2020	13595	031320	293277	207.99	03/13/2020	INV	PD	ink for printers
12698	22006799	03/19/2020	14229	032420	293513	430.00	03/27/2020	INV	PD	Office supplies for Finan
12569	22006799	03/17/2020	14091	032020	293416	265.20	03/20/2020	INV	PD	Office supplies for Finan
12754	22006931	03/23/2020	14288	032420	293513	365.80	03/27/2020	INV	PD	Supplies for Finance
12620	22006867	03/19/2020	14149	032020	293416	236.00	03/20/2020	INV	PD	Paper and Envelopes for T
12696	22006925	03/19/2020	14227	032420	293513	592.00	03/27/2020	INV	PD	office supplies
12945	22006813	03/20/2020	14482	03312020	293660	22.00	03/31/2020	INV	PD	Project Planning Pads
1693	22002058	08/08/2019	1772	08162019	289123	63.00	08/16/2019	INV	PD	11 x 17 Copy Paper
						56,979.97				
1276 COMPUTER AVENUE										
49	22000780	03/27/2019	52	07192019	288612	19.00	07/19/2019	INV	PD	20ft HDMI Cable
1593	22002060	08/12/2019	1669	08162019	289122	4.50	08/16/2019	INV	PD	6ft usb cord
						23.50				
1290 CONSTRUCTOR'S INC.										
318	22001069	07/18/2019	340	072519LO	288707	1,721.00	07/26/2019	INV	PD	Need to repair asphalt to
12741	22004984	02/03/2020	14275	032420	293514	669.56	03/27/2020	INV	PD	Estimated cost to repair
490	22020218	06/30/2019	521	072619LO	288735	1,828.56	07/26/2019	INV	PD	ROAD PATCH ON THE 1000 BL
1660	22001637	07/31/2019	1739	08162019	289124	18,291.54	08/16/2019	INV	PD	Asphalt Repair
705	22001289	07/22/2019	738	08022019	288867	4,722.96	08/02/2019	INV	PD	hot mixed cold lay asphal
2715	22002471	08/27/2019	2831	09122019	289565	2,342.58	09/13/2019	INV	PD	hot mix cold lay asphalt(
2714	22002471	08/29/2019	2830	09122019	289565	2,334.10	09/13/2019	INV	PD	hot mix cold lay asphalt(
5528	22003383	10/11/2019	6020	10252019	290688	2,861.18	10/23/2019	INV	PD	50 ton cold mix Bid #2015
6388	22003383	10/21/2019	6907	11142019	291042	966.31	11/15/2019	INV	PD	50 ton cold mix Bid #2015
6387	22003383	10/21/2019	6906	11142019	291042	882.25	11/15/2019	INV	PD	50 ton cold mix Bid #2015
11960	22006474	03/04/2020	13475	031020	293185	5,458.38	03/10/2020	INV	PD	COLD MIX FOR STREET DEPT
11163	22005889	02/12/2020	12657	022120	292830	1,507.04	02/21/2020	INV	PD	Estimated cost to repair
11165	22006037	02/12/2020	12659	022120	292830	3,121.73	02/21/2020	INV	PD	We need to repair asphalt
11162	22005888	02/12/2020	12656	022120	292830	2,906.44	02/21/2020	INV	PD	Estimated cost to repair
989	22001067	07/31/2019	1044	08082019	288945	408.74	08/09/2019	INV	PD	Asphalt repair
11161	22005890	02/12/2020	12655	022120	292830	1,507.04	02/21/2020	INV	PD	Estimated cost to repair
11166	22005822	02/12/2020	12660	022120	292830	430.58	02/21/2020	INV	PD	Need to repair asphalt wh
357	22001376	06/30/2019	380	072619LO	288735	178.69	07/26/2019	INV	PD	Asphalt repair for 3122 S
3115	22001431	08/20/2019	3239	09202019	289727	591.59	09/20/2019	INV	PD	Asphalt repair on 317 S C
3447	22001066	07/18/2019	3576	09242019	289874	1,021.84	09/20/2019	INV	PD	Asphalt and concrete repa
11157	22005824	02/12/2020	12651	022120	292830	538.23	02/21/2020	INV	PD	ESTIMATED COST TO REPAIR
12743	22005326	02/03/2020	14277	032420	293514	2,368.21	03/27/2020	INV	PD	Estimated cost to repair
11597	22005471	02/25/2020	13104	022820	292983	2,852.61	02/28/2020	INV	PD	Estimated cost to repair
2570	22000645	07/31/2019	2683	091219	28447	19,376.24	09/13/2019	INV	PD	ADA RAMPS AT LUCKY AND GU
5362	22001098	07/31/2019	5849	102119	28464	41,981.86	10/25/2019	INV	PD	PR LEYVA ALLEY

DOCUMENT	P.O.	INV DATE	VOUCHER	CHECK RUN	CHECK #	INVOICE NET	DUE DATE	TYPE	STS	INVOICE DESCRIPTION
3183	22001696	08/20/2019	3309	092019	28449	52,644.18	09/20/2019	INV	PD	14th Street Chip Seal
3184	22001410	08/20/2019	3310	092019	28449	170,576.89	09/20/2019	INV	PD	STREET REPAIR AT: SIXTH S
2716	22002366	08/29/2019	2832	09122019	289565	258.35	09/13/2019	INV	PD	flowable for repair on 19
3049	22000635	09/11/2019	3169	09202019	289727	26,445.88	09/20/2019	INV	PD	192866-STRUCTURE DEMOLTIO
5361	22001410	09/17/2019	5848	102119	28464	8,073.44	10/21/2019	INV	PD	STREET REPAIR AT: SIXTH S
3874	22002562	09/24/2019	4011	100219	28459	66,067.61	10/04/2019	INV	PD	PAVE RESPITE PARKING LOT
6655	22003001	09/30/2019	7175	111519	28468	5,651.40	11/15/2019	INV	PD	8th Street Emergency Patc
6660	22001897	10/31/2019	7180	11152019	291127	27,715.62	11/15/2019	INV	PD	Demo & Remove @ 2517 Ohio
7079	22003001	10/31/2019	7616	11262019	28475	13,412.67	11/29/2019	INV	PD	8th Street Emergency Patc
7080	22020372	10/31/2019	7617	11262019	28475	699.23	11/29/2019	INV	PD	TO SEAL COAT AND CRACKFIL
10397	22005642	01/30/2020	11872	020420	292485	11,593.45	02/07/2020	INV	PD	Troy Young Concrete
10549	22003107	01/31/2020	12029	020720	292567	30,380.77	02/07/2020	INV	PD	Demo & Remove Structure @
11344	22004162	02/12/2020	12843	022520	28497	11,087.52	02/28/2020	INV	PD	beach electric upgrade/tr
11978	22006416	02/29/2020	13493	031020	293185	484.41	03/10/2020	INV	PD	Flowable fill for restroo
12142	22006090	03/03/2020	13660	031320	293278	3,498.49	03/13/2020	INV	PD	Need to replace asphalt w
11164	22005823	02/12/2020	12658	022120	292830	1,184.10	02/21/2020	INV	PD	Estimated cost to repair
195	22000646	06/11/2019	209	07192019	28440	105,688.69	07/19/2019	INV	PD	LABOR, EQUIPMENT, & MATER
2361	22002431	08/28/2019	2469	09042019	289470	161.47	09/06/2019	INV	PD	Estimated cost to repair
2387	22000785	08/20/2019	2495	09042019	289470	6,131.06	09/06/2019	INV	PD	Need to repair asphalt at
3112	22001454	08/20/2019	3235	09202019	289727	752.94	09/20/2019	INV	PD	Asphalt repair for 910 W
1378	22002047	06/11/2019	1447	08162019	289124	1,420.92	08/16/2019	INV	PD	Need to get a PO to repla
5363	22002480	09/30/2019	5850	102119	28464	85,774.22	10/25/2019	INV	PD	REPAVE ALGERITA FROM WOOD
3878	22000644	05/09/2019	4015	100219	28459	23,508.43	10/04/2019	INV	PD	FOR STREET REPAIRS
8200	22003913	12/09/2019	9612	12262019	28482	127,633.47	12/27/2019	INV	PD	Re-Pave Plum Ln. (N. Cana
3870	22000643	06/27/2019	4007	100219	28459	11,434.30	10/04/2019	INV	PD	REPAIR TO STREET: SOUTH S
3859	22002462	08/31/2019	3996	100219	28459	104,202.80	10/04/2019	INV	PD	Repave Fiesta St. (Canal
10515	22004987	01/31/2020	11994	020720	292567	2,583.50	02/07/2020	INV	PD	Asphalt needed to repair
6350	22003960	10/31/2019	6868	11142019	291042	161.47	11/15/2019	INV	PD	Need to replace asphalt w
8198	22002462	12/05/2019	9610	12262019	28482	14,047.78	12/27/2019	INV	PD	Repave Fiesta St. (Canal
5334	22003536	10/08/2019	5820	10212019	290516	60,615.35	10/18/2019	INV	PD	8th Street Mill and Fill
8957	22000636	12/12/2019	10377	01072020	291872	480,353.43	01/03/2020	INV	PD	TO PAY CONSTRUCTION COST
8901	22003412	10/31/2019	10319	01072020	291872	7,635.37	01/03/2020	INV	PD	Estimated cost to repair
7659	22002960	11/08/2019	8214	12122019	291585	5,220.82	12/13/2019	INV	PD	estimated cost to repair
12638	22005685	03/10/2020	14167	32020	28514	4,090.54	03/20/2020	INV	PD	Riverside Dr. Drainage Mi
11959	22004427	03/03/2020	13474	031020	293185	39,506.01	03/10/2020	INV	PD	Beach erosion project
10389	22004954	12/31/2019	11863	02042020	28491	569,668.03	02/07/2020	INV	PD	REPAVE CHURCH STREET (12T
9127	22003912	12/31/2019	10549	01102020	291983	170,349.48	01/10/2020	INV	PD	Fire Station 6 Dirt Work
6617	22002561	09/30/2019	7137	111519	28468	245,357.07	11/15/2019	INV	PD	REPAVE E. RIVERSIDE DR. F
10393	22003914	12/31/2019	11868	02042020	28491	164,941.35	02/07/2020	INV	PD	RE-PAVE WOOD AVE. (SAN JO
11345	22004954	01/31/2020	12844	022520	28497	711,499.99	02/28/2020	INV	PD	REPAVE CHURCH STREET (12T
6621	22002112	09/30/2019	7141	111519	28468	3,283.20	11/15/2019	INV	PD	REPAVE KIRTCHER ST. FROM
12216	22001898	03/02/2020	13735	03132020	28508	5,651.40	03/13/2020	INV	PD	Repave Muscatel from 62/1
8191	22002561	12/05/2019	9603	12262019	28482	158,446.01	12/27/2019	INV	PD	REPAVE E. RIVERSIDE DR. F
5364	22001411	09/30/2019	5851	102119	28464	271,161.92	10/25/2019	INV	PD	STREET REPAIRS TO: TEXAS
6620	22002462	09/30/2019	7140	111519	28468	43,527.06	11/15/2019	INV	PD	Repave Fiesta St. (Canal
11674	22003914	02/24/2020	13181	03032020	28500	3,901.08	03/06/2020	INV	PD	RE-PAVE WOOD AVE. (SAN JO
6658	22000636	11/06/2019	7178	11152019	291127	618,603.42	11/15/2019	INV	PD	TO PAY CONSTRUCTION COST
11675	22004954	02/24/2020	13182	03032020	28500	190,143.39	03/06/2020	INV	PD	REPAVE CHURCH STREET (12T
10392	22002561	12/31/2019	11867	02042020	28491	53,440.97	02/07/2020	INV	PD	REPAVE E. RIVERSIDE DR. F
6619	22001411	09/30/2019	7139	111519	28468	56,109.57	11/15/2019	INV	PD	STREET REPAIRS TO: TEXAS
6351	22004127	10/31/2019	6869	11142019	291042	215.29	11/15/2019	INV	PD	Asphalt patch needed wher
5910	22000636	10/24/2019	6416	11012019	290857	279,874.24	11/01/2019	INV	PD	TO PAY CONSTRUCTION COST
12639	22004954	03/10/2020	14168	32020	28514	37,086.13	03/20/2020	INV	PD	REPAVE CHURCH STREET (12T
11676	22002561	02/24/2020	13183	03032020	28500	25,162.21	03/06/2020	INV	PD	REPAVE E. RIVERSIDE DR. F
6352	22003840	10/31/2019	6870	11142019	291042	107.65	11/15/2019	INV	PD	Asphalt repair for 502 N

DOCUMENT	P.O.	INV DATE	VOUCHER	CHECK RUN	CHECK #	INVOICE NET	DUE DATE	TYPE	STS	INVOICE DESCRIPTION
5337	22003536	10/08/2019	5823	10212019	290516	6,188.45	10/18/2019	INV	PD	8th Street Mill and Fill
8959	22000636	12/31/2019	10379	01072020	291872	344,202.11	01/03/2020	INV	PD	TO PAY CONSTRUCTION COST
8958	22000636	12/31/2019	10378	01072020	291872	177,372.32	01/03/2020	INV	PD	TO PAY CONSTRUCTION COST
898	22000641	06/30/2019	948	08022019	28441	47,107.95	08/02/2019	INV	PD	REPAIRS TO STREET: ARKANS
1237	22001091	08/02/2019	1302	08122019	288994	53.82	08/09/2019	INV	PD	Asphalt Patch
1157	22000636	08/06/2019	1218	08122019	288994	169,989.40	08/09/2019	INV	PD	TO PAY CONSTRUCTION COST
661	22000636	06/06/2019	693	073119	288790	217,119.43	07/31/2019	INV	PD	TO PAY CONSTRUCTION COST
230	22020263	06/30/2019	248	072619LO	288735	1,614.69	07/26/2019	INV	PD	NEED TO REPAIR ASPHALT WH
12742	22005179	02/03/2020	14276	032420	293514	2,072.18	03/27/2020	INV	PD	Curb and sidewalk repair
3488	22002112	08/31/2019	3617	09232019	28451	343,976.77	09/20/2019	INV	PD	REPAVE KIRTCHER ST. FROM
80	22020002	03/19/2019	83	07192019	288613	1,237.93	07/19/2019	INV	PD	Asphalt Repair
194	22000646	06/14/2019	208	07192019	28440	8,042.22	07/19/2019	INV	PD	LABOR, EQUIPMENT, & MATER
3495	22001898	08/02/2019	3624	09232019	28451	508,387.75	09/20/2019	INV	PD	Repave Muscatel from 62/1
3659	22000638	06/30/2019	3790	093019	28456	109,798.72	09/27/2019	INV	PD	Street repairs at: Rose S
3503	22001411	08/29/2019	3631	09232019	28451	248,237.66	09/20/2019	INV	PD	STREET REPAIRS TO: TEXAS
228	22020242	06/30/2019	246	072619LO	288735	1,184.10	07/26/2019	INV	PD	ESTIMATED COST FOR ASPHAL
897	22000642	06/25/2019	947	08022019	28441	23,551.82	08/02/2019	INV	PD	STREET REPAIRS TO: WYOMIN
						7,450,232.62				
1301 CONSOLIDATED TRAFFIC CONTROLS INC.										
3699		04/16/2019	3832	09302019	290021	590.00	09/27/2019	INV	PD	RE-ISSUED CHECK THAT WAS
1356 COURTESY PAWN										
9076	22004920	01/06/2020	10496	01102020	291985	400.00	01/10/2020	INV	PD	Winchester Safe TS12-30
7051	22003196	11/08/2019	7587	11222019	291272	3,980.00	11/22/2019	INV	PD	5.56 patrol rifle
7052	22003788	11/08/2019	7588	11222019	291272	17,483.10	11/22/2019	INV	PD	both duty and practice am
2727	22001881	06/11/2019	2843	09122019	289566	15,760.00	09/13/2019	INV	PD	Police Supplies
4540	22002856	09/12/2019	4710	10112019	290318	1,118.15	10/11/2019	INV	PD	Supplies for Rebuild of e
						38,741.25				
1367 CREWS GLASS & MIRROR INC.										
2601	22002339	08/30/2019	2715	09122019	289567	444.84	09/13/2019	INV	PD	F/D unit M9 needs windshi
2670	22002048	08/30/2019	2786	09122019	289567	380.22	09/13/2019	INV	PD	p/d unit 1505 needs winds
7261	22004440	11/21/2019	7803	12032019	291409	726.64	12/06/2019	INV	PD	windshield is has a crack
6170	22003242	10/18/2019	6685	110719	290911	53.82	11/08/2019	INV	PD	handi-cap door estimate
7040	22002025	07/09/2019	7575	11222019	291273	1,822.93	11/22/2019	INV	PD	Replacing Front Door at W
1671	22002065	08/08/2019	1750	08162019	289127	53.82	08/16/2019	INV	PD	WINDSHIELD REPAIR F-3
1950	22002049	08/15/2019	2042	082319	289440	53.82	08/23/2019	INV	PD	UNIT-1601-DODGE CHARGER
2675	22002126	08/20/2019	2791	09122019	289567	170.73	09/13/2019	INV	V	Transmitter and Push Butt
4681	22003670	08/20/2019	2791	09122019	289567	170.73	08/20/2019	INV	PD	Door closer, labor and ta
5625	22002126	09/09/2019	6118	10252019	290691	403.82	10/25/2019	INV	PD	Transmitter and Push Butt
7041	22004010	11/05/2019	7576	11222019	291273	280.00	11/22/2019	INV	PD	Vehicle Side Door Window
8902	22004630	12/10/2019	10320	01072020	291873	180.00	01/03/2020	INV	PD	DOOR CLOSURES FOR FIRE S
8203	22004672	12/17/2019	9615	12272019	291786	68.71	12/27/2019	INV	PD	glass topper for 50 x 16
11562	22005825	02/21/2020	13067	022820	292985	1,077.71	02/28/2020	INV	PD	Replacement Windows for t
12141	22006170	02/21/2020	13659	031320	293280	53.82	03/13/2020	INV	PD	Need to have the back doo
12806	22006853	03/19/2020	14341	032720	293575	53.82	03/27/2020	INV	PD	F-22 NEEDS WINDSHIELD CRA
						5,995.43				
1375 CUMMINS ROCKY MOUNTAIN LLC										
5791	22000948	07/31/2019	6287	10312019	290776	1,870.41	10/31/2019	INV	PD	station 6 generator is do

DOCUMENT	P.O.	INV DATE	VOUCHER	CHECK RUN	CHECK #	INVOICE NET	DUE DATE	TYPE	STS	INVOICE DESCRIPTION
8150	22001899	08/28/2019	9561	12202019	291687	3,110.40	12/20/2019	INV	PD	BACK UP GENERATOR AT STAT
						4,980.81				
1387 CURTIS & CURTIS, INC.										
11897	22006363	02/27/2020	13410	031020	293187	898.88	03/10/2020	INV	PD	Bermuda seed for the beac
1402 DARDANELLE TIMBER CO INC										
10686	22006004	02/10/2020	12172	021420	292688	69.56	02/14/2020	INV	PD	Adapter parts for pressur
3123	22002646	09/04/2019	3247	09202019	289734	169.90	09/20/2019	INV	PD	Fuel for small engine equ
2592	22002542	09/05/2019	2706	09122019	289570	38.34	09/13/2019	INV	PD	SUPPLIES FOR STREET DEPAR
3732	22002893	09/14/2019	3864	09302019	290026	239.94	09/27/2019	INV	PD	SUPPLIES FOR COMMUNITY SE
12866	22005951	03/25/2020	14400	032720	293577	21.96	03/27/2020	INV	PD	safety for patrons ice sa
7851	22004636	12/10/2019	8683	12202019	291690	55.44	12/20/2019	INV	PD	WEATHER SEAL AND DOOR SWE
3824	22003124	09/23/2019	3960	09302019	290026	38.74	09/27/2019	INV	PD	tubing for various jobs
5168	22003502	10/09/2019	5650	10172019	290450	28.64	10/18/2019	INV	PD	Heating/ AC filters
238	22001250	07/17/2019	257	072519LO	288708	6.49	07/26/2019	INV	PD	Supplies for Signs in the
240	22001339	07/18/2019	259	072519LO	288708	55.28	07/26/2019	INV	PD	A/C parts for Will Mercha
10370	22005811	01/31/2020	11844	020420	292487	17.34	02/07/2020	INV	PD	hooks for up stairs gym n
581	22001512	07/23/2019	613	073119	288795	9.49	07/31/2019	INV	PD	MINI BLIND FOR STATION 1
10415	22005844	02/03/2020	11891	020420	292487	36.00	02/07/2020	INV	PD	To repair Ridge Crest Lif
10561	22005968	02/06/2020	12042	020720	292571	10.70	02/07/2020	INV	PD	material for manhole repa
12049	22006582	03/09/2020	13566	031020	293188	56.81	03/10/2020	INV	PD	Restock Warehouse - elect
12378	22006746	03/13/2020	13899	031720	293371	59.76	03/17/2020	INV	PD	Restock Warehouse
12425	22006775	03/16/2020	13949	031720	293371	96.40	03/17/2020	INV	PD	HVAC coating spray & Blas
8231	22004841	12/11/2019	9644	12272019	291787	97.00	12/27/2019	INV	PD	ladder for various jobs p
2656	22002457	08/26/2019	2771	09122019	289570	95.96	09/13/2019	INV	PD	SUPPLIES FOR STREET DEPAR
8254	22004928	12/12/2019	9668	12272019	291787	88.96	12/27/2019	INV	PD	Replacement garden hoses
4295	22003467	10/03/2019	4456	10102019	290236	124.95	10/11/2019	INV	PD	SUPPLIES FOR THE COMMUNIT
2687	22002682	09/05/2019	2803	09122019	289570	119.98	09/13/2019	INV	PD	Herbicide for vegetation
3122	22002812	09/11/2019	3246	09202019	289734	31.99	09/20/2019	INV	PD	SUPPIES FOR STREET DEPART
5879	22003984	10/29/2019	6377	10312019	290779	25.00	10/31/2019	INV	PD	material to repair fencin
5878	22003984	10/29/2019	6376	10312019	290779	187.63	10/31/2019	INV	PD	material to repair fencin
8284	22005029	12/19/2019	9699	12272019	291787	187.63	12/27/2019	INV	PD	concrete for various wate
8283	22005029	12/19/2019	9698	12272019	291787	25.00	12/27/2019	INV	PD	concrete for various wate
						1,994.89				
1405 DALE DAVIS PAINTING LLC										
12436	22006428	03/14/2020	13961	031720	293370	1,829.98	03/17/2020	INV	PD	Exterior Painting at WGPA
12435	22006428	03/14/2020	13960	031720	293370	17,869.20	03/17/2020	INV	PD	Exterior Painting at WGPA
						19,699.18				
1408 DANA KEPNER CO.										
144	22000817	06/18/2019	156	072219LO	288591	920.00	07/19/2019	INV	PD	LOW STOCK ON METER CANS
4894	22001293	07/23/2019	5371	10162019	290420	750.00	10/18/2019	INV	PD	TO REPLACE PO 192714
1996	22001062	08/14/2019	2090	082319	289442	767.38	08/23/2019	INV	PD	Replace inventory
1739	22001101	08/07/2019	1820	08162019	289129	2,625.00	08/16/2019	INV	PD	To be used on fire hydran
1997	22001394	08/15/2019	2091	082319	289442	700.00	08/23/2019	INV	PD	FOR UNIVERSITY PRV REPAIR
3911	22001569	09/16/2019	4048	10042019	290142	1,205.55	10/04/2019	INV	PD	REPLACE STOPS
8164	22001569	11/26/2019	9575	12202019	291689	1,612.45	12/20/2019	INV	PD	REPLACE STOPS
2646	22001863	08/19/2019	2761	09122019	289569	2,294.00	09/13/2019	INV	PD	Reorder Valves, out of st
2645	22001882	08/20/2019	2760	09122019	289569	544.00	09/13/2019	INV	PD	Restock Stablilizers

DOCUMENT	P.O.	INV DATE	VOUCHER	CHECK RUN	CHECK #	INVOICE NET	DUE DATE	TYPE	STS	INVOICE DESCRIPTION
1858	22002176	08/14/2019	1946	08232019	289235	450.00	08/23/2019	INV	PD	Hand Pumps for Various Se
7134	22002176	09/25/2019	7673	11262019	291328	450.00	11/29/2019	INV	PD	Hand Pumps for Various Se
4898	22002576	09/25/2019	5375	10162019	290420	484.00	10/18/2019	INV	PD	Restock inventory
6125	22002894	10/30/2019	6638	110719	290912	840.00	11/08/2019	INV	PD	Replace saddles in invent
6127	22003601	10/31/2019	6641	110719	290912	2,070.00	11/08/2019	INV	PD	Replace stops used last o
6109	22003853	10/30/2019	6623	110719	290912	588.00	11/08/2019	INV	PD	Replace inventory
8165	22004116	11/26/2019	9576	12202019	291689	1,619.50	12/20/2019	INV	PD	Restock inventory
9176	22004620	12/27/2019	10601	01102020	291987	1,511.00	01/10/2020	INV	PD	Restock inventory
9178	22004610	12/27/2019	10602	01102020	291987	1,485.00	01/10/2020	INV	PD	Repair kits for Mueller F
9646	22005089	12/26/2019	11090	01242020	292208	450.00	01/24/2020	INV	PD	Replace Water Meter Pumps
10221	22005089	12/23/2019	11691	020420	292486	450.00	02/07/2020	INV	PD	Replace Water Meter Pumps
10634	22005174	01/28/2020	12118	021420	292687	1,270.00	02/14/2020	INV	PD	Restock inventory
10636	22005213	01/27/2020	12119	021420	292687	2,086.50	02/14/2020	INV	PD	Restock inventory
10638	22005327	01/27/2020	12122	021420	292687	900.00	02/14/2020	INV	PD	Restock Meter Couplings
12099	22005327	02/24/2020	13616	031320	293282	300.00	03/13/2020	INV	PD	Restock Meter Couplings
10632	22005534	01/27/2020	12115	021420	292687	1,566.00	02/14/2020	INV	PD	Restock meter adapters
12097	22005534	02/24/2020	13614	031320	293282	702.00	03/13/2020	INV	PD	Restock meter adapters
10631	22005537	01/27/2020	12114	021420	292687	107.00	02/14/2020	INV	PD	Restock inventory
10633	22005643	01/27/2020	12116	021420	292687	1,350.00	02/14/2020	INV	PD	Restock inventory
12101	22005643	02/24/2020	13618	031320	293282	743.00	03/13/2020	INV	PD	Restock inventory
12096	22005929	02/25/2020	13613	031320	293282	1,184.00	03/13/2020	INV	PD	Repair Well field/PRV's
12100	22006075	02/25/2020	13617	031320	293282	1,248.00	03/13/2020	INV	PD	Restock inventory
12098	22006076	02/21/2020	13615	031320	293282	2,360.00	03/13/2020	INV	PD	Restock Risers
						35,632.38				
1450 JOHN DEERE AG/TURF/GOVERNMENT SALES										
1909	22000847	08/12/2019	1999	08232019	289251	692.05	08/23/2019	INV	PD	FY20 Facility Maintenance
3779	22003227	09/01/2019	3914	09302019	290053	263.02	09/27/2019	INV	PD	Acct#020-0052819-046 Inv#
3781	22000847	09/01/2019	3916	09302019	290054	272.35	09/27/2019	INV	PD	Acct#020-0052819-050 Inv#
						1,227.42				
1461 DECOR OF CARLSBAD, INC.										
7692	22004652	11/01/2019	8247	12122019	291587	53.73	12/13/2019	INV	PD	SERVICE CALL FOR AUDIO SY
10703	22005661	01/29/2020	12189	021420	292689	119.95	02/14/2020	INV	PD	Need radio to replace rad
12412	22006741	03/12/2020	13935	031720	293372	1,499.88	03/17/2020	INV	PD	Beds/ Frames
						1,673.56				
1463 DEMCO, INC.										
4481	22002774	10/07/2019	4651	10112019	290323	227.64	10/11/2019	INV	PD	Processing supplies
9741	22005328	01/13/2020	11189	01242020	292210	53.70	01/24/2020	INV	PD	Bookmarks
11125	22005756	02/03/2020	12618	022120	292838	759.57	02/21/2020	INV	PD	Library stickers and DVD
11124	22005994	02/10/2020	12617	022120	292838	115.89	02/21/2020	INV	PD	Book Repair Supplies
						1,156.80				
1490 DIVE RESCUE INT'L INC										
8136	22003712	10/28/2019	9543	12202019	291694	13,154.71	12/20/2019	INV	PD	Dive Equipment
7020	22003712	11/13/2019	7555	11222019	291278	1,214.18	11/22/2019	INV	PD	Dive Equipment
7021	22003827	11/13/2019	7556	11222019	291278	266.15	11/22/2019	INV	PD	Dive Equipment
8140	22003712	12/03/2019	9548	12202019	291694	1,259.00	12/20/2019	INV	PD	Dive Equipment
8270	22004338	12/11/2019	9685	12272019	291790	280.00	12/27/2019	INV	PD	Dive Rescue Certs

DOCUMENT	P.O.	INV DATE	VOUCHER	CHECK RUN	CHECK #	INVOICE NET	DUE DATE	TYPE	STS	INVOICE DESCRIPTION
						16,174.04				
1501 DIVERSIFIED INSPECTION										
12702	22005472	02/27/2020	14235	032420	293518	1,186.63	03/27/2020	INV	PD	ANNUAL SAFETY INSPECTIONS
1505 DUNAGAN ASSOCIATES										
12000	22006647	03/09/2020	13515	031020	293189	70.00	03/10/2020	INV	PD	Notary Renewal for Mary A
1530 DPC INDUSTRIES, INC.										
12157	22000691	02/26/2020	13674	031320	293285	1,903.60	03/13/2020	INV	PD	EST YR CST 1 TON CYLINDER
1384	22020254	06/28/2019	1453	08162019	289131	232.25	08/16/2019	INV	PD	EST YEARLY COST CHLORINE
1385	22000650	06/28/2019	1454	08162019	289131	828.35	08/16/2019	INV	PD	EST YEARLY COST 1 TON CYC
3362	22000691	08/30/2019	3490	09202019	289737	1,686.00	09/20/2019	INV	PD	EST YR CST 1 TON CYLINDER
4907	22000691	09/25/2019	5384	10172019	290452	843.00	10/18/2019	INV	PD	EST YR CST 1 TON CYLINDER
6398	22000691	10/23/2019	6917	11142019	291045	843.00	11/15/2019	INV	PD	EST YR CST 1 TON CYLINDER
10287	22000691	12/23/2019	11759	020420	292492	1,278.20	02/07/2020	INV	PD	EST YR CST 1 TON CYLINDER
						7,614.40				
1559 DQE INC										
1885	22001432	07/31/2019	1975	08232019	289239	1,423.15	08/23/2019	INV	PD	Cooling vest kit for the
1605 DON CHALMERS FORD										
7243	22001720	11/13/2019	7783	12032019	291415	39,732.68	12/06/2019	INV	PD	Admin vehicle VIN 1FTEW1E
1635 EC LINK INC.										
188	22000742	07/01/2019	202	07192019	288570	9,927.50	07/19/2019	INV	PD	Annual for Web Hosting
3067	22002844	09/12/2019	3188	09202019	289740	210.00	09/20/2019	INV	PD	311 update
						10,137.50				
1641 DEAN'S MARINE CORPORATION										
7941	22003874	11/14/2019	8632	12202019	291691	12,450.00	12/20/2019	INV	PD	replacement boat motor
7479	22004612	11/08/2019	8029	12062019	291484	1,151.35	12/06/2019	INV	PD	Swap motor, troubleshoot
						13,601.35				
1656 DISCS UNLIMITED										
12871	22006440	03/03/2020	14406	032720	293578	509.00	03/27/2020	INV	PD	1 ea. Replacement disc go
1723 BIBLIONIX, LLC										
2587	22002608	08/19/2019	2701	09122019	289541	3,403.10	09/13/2019	INV	PD	Library ILS software for
1768 DESERT HILLS ELECTRIC SUPPLY INC										
3731	22001900	09/13/2019	3863	09302019	290033	760.24	09/27/2019	INV	PD	Replace motor savers for
6840	22004230	11/07/2019	7368	11222019	291164	844.86	11/22/2019	INV	PD	Electrical parts for N &
8172	22004707	12/10/2019	9583	12202019	291693	19.65	12/20/2019	INV	PD	Battery for PLC in UV Bui
8278	22004942	12/13/2019	9693	12272019	291788	102.24	12/27/2019	INV	PD	halide lamps for building

DOCUMENT	P.O.	INV DATE	VOUCHER	CHECK RUN	CHECK #	INVOICE NET	DUE DATE	TYPE	STS	INVOICE DESCRIPTION
						1,726.99				
1786 EASTERN NM UNIVERSITY - ROSWELL										
8132	22004803	12/10/2019	9537	12202019	291700	1,468.52	12/20/2019	INV	PD	EMT-B Pifer
11601	22005344	02/14/2020	13107	022820	292991	1,526.30	02/28/2020	INV	PD	Tuition and Fees Lee EMT-
11644	22006134	02/14/2020	13151	022820	292991	105.75	02/28/2020	INV	PD	Books for LEE EMT-P Sprin
11603	22006133	02/14/2020	13109	022820	292991	1,723.00	02/28/2020	INV	PD	Tuition Spring 20 for Pif
						4,823.57				
1792 EDDY COUNTY CLERK										
4125	22003470	10/03/2019	4266	10042019	290146	475.00	10/04/2019	INV	PD	File Utility Liens with t
1793 EDDY COUNTY TREASURER										
9815	22005600	10/03/2019	11266	012820	292309	12,043.61	01/31/2020	INV	PD	Assessment roll for Pecos
1795 EBSCO SUBSCRIPTION SERV										
5505	22002277	08/16/2019	5997	10252019	290701	2,200.00	10/25/2019	INV	PD	Renewal EBSCO Novelist On
5507	22002278	08/19/2019	5999	10252019	290701	3,454.00	10/25/2019	INV	PD	EBSCO Learning Express Li
						5,654.00				
1801 E-Z RENTALS & SALES, INC.										
158	22001068	07/12/2019	172	07192019	288569	1,619.86	07/19/2019	INV	PD	Line trimmers for the par
165	22000952	07/12/2019	179	07192019	288569	59.99	07/19/2019	INV	PD	Trimmer Line for Transfer
280	22001028	07/12/2019	299	072519LO	288709	127.80	07/26/2019	INV	PD	2 cycle fuel for small en
156	22001203	07/16/2019	170	07192019	288569	30.98	07/19/2019	INV	PD	fuel for 2 cycle trimmers
316	22001210	07/19/2019	338	072519LO	288709	141.02	07/26/2019	INV	PD	air filters for compactor
795	22001365	07/22/2019	837	08022019	288871	32.98	08/02/2019	INV	PD	Lawn Mower Supplies for S
535	22001539	07/23/2019	566	073119	288799	138.33	07/31/2019	INV	PD	Material to restock wareh
1001	22001580	07/29/2019	1056	08082019	288949	58.20	08/09/2019	INV	PD	Engine mounts for shop we
985	22001596	08/02/2019	1040	08082019	288949	87.77	08/09/2019	INV	PD	chainsaw wont run
986	22001595	08/02/2019	1041	08082019	288949	18.35	08/09/2019	INV	PD	chop saw trigger broken
1280	22001826	08/01/2019	1345	08122019	288996	63.90	08/09/2019	INV	PD	2 cycle pre mix for trimm
1652	22002066	08/09/2019	1730	08162019	289133	359.94	08/16/2019	INV	PD	STIHL 5 LB NYLON LINE 105
1735	22002090	08/12/2019	1816	08162019	289133	110.95	08/16/2019	INV	PD	PRESSURE WASHER SPRAYER W
1856	22001997	08/16/2019	1944	08232019	289240	4,342.00	08/23/2019	INV	PD	Sod Cutter for the Sports
1846	22002021	08/19/2019	1934	08232019	289240	110.70	08/23/2019	INV	PD	F/D CHAINSAW
1847	22002241	08/19/2019	1935	08232019	289240	48.88	08/23/2019	INV	PD	Replace Throttle Cable on
2288	22002136	08/16/2019	2394	08302019	289348	208.01	08/30/2019	INV	PD	Floor Scrubber & Material
2291	22002395	08/23/2019	2398	08302019	289348	91.63	08/30/2019	INV	PD	floor sanding machine
2289	22002449	08/23/2019	2396	08302019	289348	314.96	08/30/2019	INV	PD	Restock Warehouse-electri
2376	22002472	08/27/2019	2484	09042019	289474	119.98	09/06/2019	INV	PD	Trimmer String for Variou
2347	22002487	08/26/2019	2454	08302019	289348	1,559.90	08/30/2019	INV	PD	chainsaw
2365	22002509	08/27/2019	2473	09042019	289474	266.65	09/06/2019	INV	PD	Maintenance supplies for
2667	22002239	08/14/2019	2783	09122019	289573	109.25	09/13/2019	INV	PD	K-12 CHOP SAW /STATION-6
2695	22002736	09/06/2019	2811	09122019	289573	979.47	09/13/2019	INV	PD	Tools for facility mainte
3009	22002768	09/09/2019	3128	09202019	289739	47.34	09/20/2019	INV	PD	Edger belts for Sports Co
2978	22002813	09/10/2019	3097	09202019	289739	2,159.82	09/20/2019	INV	PD	SUPPLIES FOR THE COMMUNIT
3376	22002895	09/16/2019	3504	09202019	289739	239.97	09/20/2019	INV	PD	SUPPLIES FOR STREET DEPAR
3727	22003084	09/19/2019	3859	09302019	290034	110.95	09/27/2019	INV	PD	REPLACEMENT WAND FOR PRES
3437	22003065	09/19/2019	3566	09242019	289879	75.99	09/20/2019	INV	PD	SUPPLIES FOR THE COMMUNIT

DOCUMENT	P.O.	INV DATE	VOUCHER	CHECK RUN	CHECK #	INVOICE NET	DUE DATE	TYPE	STS	INVOICE DESCRIPTION
4571	22003334	09/30/2019	4741	10112019	290324	39.96	10/11/2019	INV	PD	sanding floor
4522	22003518	10/08/2019	4693	10112019	290324	57.10	10/11/2019	INV	PD	F/D CHAINSAW AND FAN(TH)F
4478	22003528	10/09/2019	4648	10112019	290324	99.95	10/11/2019	INV	PD	SUPPLIES FOR THE COMMUNIT
5175	22003163	10/11/2019	5657	10172019	290453	179.95	10/18/2019	INV	PD	Gas blower for golf cours
5207	22003263	10/14/2019	5691	10212019	290519	91.80	10/18/2019	INV	PD	Air filters for the line
5162	22003264	10/14/2019	5644	10172019	290453	218.38	10/18/2019	INV	PD	Restock Warehouse
5328	22003672	10/15/2019	5814	10212019	290519	239.96	10/18/2019	INV	PD	restock warehouse-trimmer
5315	22003722	10/16/2019	5801	10212019	290519	11.98	10/18/2019	INV	PD	FC Edger Blade-3.8MM
5488	22003661	10/21/2019	5980	10252019	290700	327.75	10/25/2019	INV	PD	K-12 SAW(TH)F/D
6222	22003725	11/01/2019	6738	11122019	290994	241.72	11/08/2019	INV	PD	TUNE UP RIDING MOWER(TH)
6221	22003781	11/01/2019	6737	11122019	290994	86.35	11/08/2019	INV	PD	TUNE UP CHAIN SAW(TH)F/D
6359	22004104	11/08/2019	6876	11142019	291046	1,527.19	11/15/2019	INV	PD	Supplies and equipment fo
6337	22004132	11/05/2019	6855	11142019	291046	10.40	11/15/2019	INV	PD	p/d riding mower needs ga
6355	22004172	11/06/2019	6873	11142019	291046	263.22	11/15/2019	INV	PD	manlift rental to install
7056	22004308	11/14/2019	7592	11222019	291279	64.65	11/22/2019	INV	PD	Supplies for Community Se
7161	22004418	11/20/2019	7701	11262019	291336	59.90	11/29/2019	INV	PD	PARTS FOR PAINT MACHINE
7138	22004483	11/25/2019	7677	11262019	291336	649.95	11/29/2019	INV	PD	SUPPLIES FOR COMMUNITY SE
7669	22004698	12/05/2019	8224	12122019	291589	19.21	12/13/2019	INV	PD	STATION-2 PPV FAN NEEDS P
8113	22004795	12/09/2019	9519	12202019	291695	319.50	12/20/2019	INV	PD	Motomix fuel for all saw
10280	22004897	01/03/2020	11751	020420	292493	39.80	02/07/2020	INV	PD	SPARE PPV FANS NEEDS PART
8188	22004986	12/18/2019	9600	12202019	291695	2,029.85	12/20/2019	INV	PD	Chainsaws for the parks d
8848	22005126	12/26/2019	10265	01072020	291887	2,123.82	01/03/2020	INV	PD	Trimmers for the parks de
9606	22005236	01/06/2020	11046	01242020	292211	36.98	01/24/2020	INV	PD	Restock Warehouse - see n
9508	22005247	01/08/2020	10946	01212020	292124	89.97	01/17/2020	INV	PD	Replace weedeater heads
9364	22005345	01/10/2020	10798	01212020	292124	1,304.96	01/17/2020	INV	PD	SUPPLIES FOR CONSTRUCTION
9951	22005503	01/16/2020	11409	012820	292307	34.45	01/31/2020	INV	PD	Recoil starter for spraye
9998	22005517	01/16/2020	11457	012820	292307	15.59	01/31/2020	INV	PD	Supplies for Community Se
10033	22005277	01/27/2020	11498	012820	292307	46.15	01/31/2020	INV	PD	Need carb parts for PPV f
10255	22005644	01/24/2020	11726	020420	292493	31.18	02/07/2020	INV	PD	Supplies for Community Se
10569	22005012	02/05/2020	12051	020720	292574	299.27	02/07/2020	INV	PD	SUPPLIES FOR CONSTRUCTION
10625	22006034	02/10/2020	12108	021420	292693	1,714.31	02/14/2020	INV	PD	tools
11285	22005980	02/19/2020	12781	022520	292918	291.18	02/28/2020	INV	PD	Supplies for Community Se
11286	22005985	02/19/2020	12782	022520	292918	33.36	02/28/2020	INV	PD	Supplies for Community Se
11543	22006309	02/26/2020	13047	022820	292989	164.00	02/28/2020	INV	PD	Restock Warehouse
12539	22006404	02/25/2020	14065	032020	293418	378.05	03/20/2020	INV	PD	90 lb paving breaker repa
11884	22006330	03/02/2020	13396	031020	293190	58.29	03/10/2020	INV	PD	Belts for our Edger at Sp
11784	22006248	03/03/2020	13293	030620	293135	42.39	03/06/2020	INV	PD	LADDER-2 CHAIN SAW NEEDS
11961	22006531	03/03/2020	13476	031020	293190	20.44	03/10/2020	INV	PD	MATERIALS FOR STREET DEPT
12524	22006777	03/17/2020	14050	032020	293418	1,289.53	03/20/2020	INV	PD	tools and supplies
12587	22006860	03/18/2020	14114	032020	293418	399.00	03/20/2020	INV	PD	tools
12725	22006872	03/18/2020	14260	032420	293519	102.36	03/27/2020	INV	PD	STATION-3 LAWN EQUIP(TH)F
12734	22006919	03/19/2020	14268	032420	293519	359.85	03/27/2020	INV	PD	Supplies for Community Se
12781	22006996	03/25/2020	14315	032720	293579	771.20	03/27/2020	INV	PD	Equipment for the parks d
12958	22006960	03/24/2020	14496	03312020	293665	449.99	03/31/2020	INV	PD	replace trimmer
12972	22006810	03/25/2020	14512	03312020	293665	137.80	03/31/2020	INV	PD	PD RIDING MOWER NEEDS PAR
12963	22007110	03/27/2020	14501	03312020	293665	263.85	03/31/2020	INV	PD	weed eater and fuel
11541	22003130	10/21/2019	13045	022820	292989	317.37	02/28/2020	INV	PD	Repair 2 chopsaws for DE
11540	22003130	11/06/2019	13044	022820	292989	82.72	02/28/2020	INV	PD	Repair 2 chopsaws for DE
10254	22003671	10/15/2019	11725	020420	292493	46.62	02/07/2020	INV	PD	Supplies for Community Se
10754	22006070	10/31/2019	12241	021420	292693	159.76	02/14/2020	INV	PD	Repairs to Weed Eater
12088	22006267	02/21/2020	13605	031320	293286	20.18	03/13/2020	INV	PD	estimate for tool repair
12381	22006655	03/10/2020	13902	031720	293379	83.40	03/17/2020	INV	PD	weedeater, blower, chains
12382	22006655	03/10/2020	13903	031720	293379	55.28	03/17/2020	INV	PD	weedeater, blower, chains
12385	22006655	03/10/2020	13906	031720	293379	40.37	03/17/2020	INV	PD	weedeater, blower, chains
12379	22006655	03/12/2020	13900	031720	293379	47.37	03/17/2020	INV	PD	weedeater, blower, chains

DOCUMENT	P.O.	INV DATE	VOUCHER	CHECK RUN	CHECK #	INVOICE NET	DUE DATE	TYPE	STS	INVOICE DESCRIPTION
12383	22006655	03/10/2020	13904	031720	293379	40.37	03/17/2020	INV	PD	weedeater, blower, chains
12380	22006655	03/10/2020	13901	031720	293379	137.52	03/17/2020	INV	PD	weedeater, blower, chains
12776	22006655	03/18/2020	14310	032720	293579	73.54	03/27/2020	INV	PD	weedeater, blower, chains
12960	22006655	03/18/2020	14498	03312020	293665	82.85	03/31/2020	INV	PD	weedeater, blower, chains
12777	22006655	03/18/2020	14311	032720	293579	73.54	03/27/2020	INV	PD	weedeater, blower, chains
12778	22006658	03/20/2020	14312	032720	293579	72.39	03/27/2020	INV	PD	pressure washer service,
12797	22006658	03/20/2020	14332	032720	293579	87.62	03/27/2020	INV	PD	pressure washer service,
						32,093.01				
1809 EDDY COUNTY DETENTION CENTER										
7042	22003854	11/12/2019	7577	11222019	291280	15,960.00	11/22/2019	INV	PD	Prisoner Housing-Per Diem
5644	22003854	09/05/2019	6140	10252019	290702	28,025.00	10/25/2019	INV	PD	Prisoner Housing-Per Diem
12107	22003854	01/08/2020	13624	031320	293288	10,450.00	03/13/2020	INV	PD	Prisoner Housing-Per Diem
12102	22003854	03/10/2020	13619	031320	293288	22,562.50	03/13/2020	INV	PD	Prisoner Housing-Per Diem
11305	22003854	02/04/2020	12803	022520	292919	13,347.50	02/28/2020	INV	PD	Prisoner Housing-Per Diem
5642	22003854	08/06/2019	6138	10252019	290702	28,167.50	10/25/2019	INV	PD	Prisoner Housing-Per Diem
135	22020354	06/11/2019	143	072219LO	288593	13,585.00	07/19/2019	INV	PD	PRISONER HOUSING FOR FISC
5643	22003854	10/09/2019	6139	10252019	290702	13,537.50	10/25/2019	INV	PD	Prisoner Housing-Per Diem
						145,635.00				
1810 EDDY COUNTY EXTENSION SERVICE										
5729	22003265	10/24/2019	6225	10312019	290781	20.00	10/31/2019	INV	PD	Pesticide/Herbicide Train
7143	22004197	11/21/2019	7681	11262019	291337	20.00	11/29/2019	INV	PD	Renewal of credits for Pu
7579	22003547	11/21/2019	8132	12122019	291590	50.00	12/13/2019	INV	PD	PESTICIDE CLASS REGISTRAT
						90.00				
1836 EDDY COUNTY										
11956	22003992	03/02/2020	13471	031020	293191	16,146.87	03/13/2020	INV	PD	City's portion for Public
2694	22002753	09/06/2019	2810	09122019	289574	150,000.00	09/13/2019	INV	PD	City Portion for Hwy 31/2
3389	22002814	09/13/2019	3517	092019	28450	1,000,000.00	09/20/2019	INV	PD	East By-Pass Project
						1,166,146.87				
1837 EDDY COUNTY										
6181	22000999	10/01/2019	6696	11122019	290995	240,919.90	11/08/2019	INV	PD	City Share of Sandpoint L
6177	22000999	10/01/2019	6692	11122019	290995	193,544.49	11/08/2019	INV	PD	City Share of Sandpoint L
6231	22000999	10/03/2019	6747	11122019	290995	119,608.16	11/08/2019	INV	PD	City Share of Sandpoint L
9807	22000999	01/15/2020	11258	01242020	292213	110,408.64	01/24/2020	INV	PD	City Share of Sandpoint L
9802	22000999	01/15/2020	11252	01242020	292213	53,056.20	01/24/2020	INV	PD	City Share of Sandpoint L
						717,537.39				
1878 ECONOLITE CONTROL PRODUCTS INC										
5120	22002270	10/02/2019	5600	10172019	290454	2,304.00	10/18/2019	INV	PD	12" RED BALL, TINTED , IT
8186	22004232	12/05/2019	9598	12202019	291697	159.00	12/20/2019	INV	PD	3 SEC 12" POLY TS YL/FB N
10116	22003739	01/03/2020	11583	01312020	292404	2,313.00	01/31/2020	INV	PD	SUPPLIES FOR STREET FOR E
9144	22004232	12/06/2019	10567	01102020	291989	352.00	01/10/2020	INV	PD	3 SEC 12" POLY TS YL/FB N
						5,128.00				
1879 CENTRAL RESTAURANT PROD										
7240	22004207	11/06/2019	7781	12032019	291403	348.98	12/06/2019	INV	PD	coffee pots for events co

DOCUMENT	P.O.	INV DATE	VOUCHER	CHECK RUN	CHECK #	INVOICE NET	DUE DATE	TYPE	STS	INVOICE DESCRIPTION
7238	22004253	11/08/2019	7779	12032019	291403	355.69	12/06/2019	INV	PD	coffee pots for events
12744	22006077	03/20/2020	14278	032420	293512	1,069.00	03/27/2020	INV	PD	Replace plastic strip doo
						1,773.67				
1892 EMPIRE GRAPHIX										
12192	22006011	02/18/2020	13711	031320	293291	455.00	03/13/2020	INV	PD	lifeguard tank tops 30 sm
1915 EL GRANDE DIST INC										
8410	22004811	12/17/2019	9826	01072020	291889	163.75	01/03/2020	INV	PD	Supplies needed at San J
1926 EMBLEM ENTERPRISES, INC.										
3354	22002391	09/16/2019	3482	09202019	289744	410.00	09/20/2019	INV	PD	Eddy Co. Regional Swat Pa
3810	22002452	09/16/2019	3946	09302019	290036	411.08	09/27/2019	INV	PD	CPD Patch for K9 personne
6241	22002695	10/03/2019	6757	11122019	290996	607.18	11/08/2019	INV	PD	Dept and flag patches for
						1,428.26				
1931 EMS REGION III CORP										
2301	22001672	08/08/2019	2408	08302019	289349	160.00	08/30/2019	INV	PD	EMD Reistrations 2 Comm
544	22020024	04/05/2019	575	073119	288800	55.00	07/31/2019	INV	PD	Registration for RGalindo
832	22000944	07/22/2019	874	08022019	288873	194.00	08/02/2019	INV	PD	CPR Cards for City Employ
4047	22000769	07/22/2019	4188	10042019	290149	60.00	10/04/2019	INV	PD	CPR Cards
1687	22000461	07/22/2019	1766	08162019	289135	14.00	08/16/2019	INV	PD	HEALTHCARE PROVIDER CARDS
11446	22000944	08/05/2019	12949	022820	292990	120.00	02/28/2020	INV	PD	CPR Cards for City Employ
4624	22000944	09/23/2019	4795	10112019	290327	260.00	10/11/2019	INV	PD	CPR Cards for City Employ
4626	22000944	10/02/2019	4797	10112019	290327	180.00	10/11/2019	INV	PD	CPR Cards for City Employ
5474	22000944	10/11/2019	5966	10252019	290704	140.00	10/25/2019	INV	PD	CPR Cards for City Employ
12388	22002863	11/07/2019	13910	031720	293380	21.00	03/17/2020	INV	PD	HEALTHCARE PROVIDER CARDS
12166	22000944	02/27/2020	13684	031320	293292	480.00	03/13/2020	INV	PD	CPR Cards for City Employ
12771	22005851	03/17/2020	14305	032720	293583	7.00	03/27/2020	INV	PD	CPR Certificate for Raque
						1,691.00				
1933 ENCYCLOPAEDIA BRITANNICA										
2647	22002254	08/19/2019	2762	09122019	289576	1,225.00	09/13/2019	INV	PD	Britannica Online Library
1936 ENVIRONMENTAL RESOURCE ASSOCIATES CORP										
5300	22003053	10/04/2019	5784	10212019	290521	313.52	10/18/2019	INV	PD	Annual Potable Water Coli
1941 CISCO EQUIPMENT										
2838	22002866	03/16/2019	2955	09122019	289560	1,205.82	09/13/2019	INV	PD	REPLACE PARTS ON ST BUSHH
10777	22002590	09/05/2019	12264	021420	292683	1,031.45	02/14/2020	INV	PD	REPLACEMENT SPINDLE/AXLE
						2,237.27				
1963 ENVIRONMENTAL RESOURCE ASSOCIATION										
1422	22000566	03/22/2019	1496	08162019	289136	1,354.78	08/16/2019	INV	PD	REQUIRED ANNUAL DMR-QA TE
1978 ESRI, INC.										

DOCUMENT	P.O.	INV DATE	VOUCHER	CHECK RUN	CHECK #	INVOICE NET	DUE DATE	TYPE	STS	INVOICE DESCRIPTION
6994	22004343	11/18/2019	7529	11222019	291281	1,157.82	11/22/2019	INV	PD	ArcGIS Urban Suite Term L
12061	22005263	03/05/2020	13578	031320	293293	11,850.00	03/13/2020	INV	PD	ESRI Renewal
						13,007.82				
2023 EWING IRRIGATION										
7676	22003890	10/24/2019	8231	12122019	291592	13,995.42	12/13/2019	INV	PD	Backstop Padding for SC
9635	22004847	12/28/2019	11078	01242020	292215	4,574.58	01/24/2020	INV	PD	Graco Linelazer V 3400 1
6361	22004021	11/01/2019	6880	11142019	291048	2,468.22	11/15/2019	INV	PD	Field Painting Machine
9138	22004857	12/28/2019	10561	01102020	291990	1,485.62	01/10/2020	INV	PD	Softball Screens for the
12066	22005013	02/25/2020	13583	031320	293294	1,901.43	03/13/2020	INV	PD	Portable pitching mounds
						24,425.27				
2255 FASTENAL COMPANY										
7482	22004741	05/22/2019	8032	12062019	291486	245.00	12/06/2019	INV	PD	SUPPLIES FOR SIGNS IN THE
7410	22001319	06/10/2019	7960	12062019	291486	24.00	12/06/2019	INV	PD	Supplies for Signs in the
11465	22001433	06/25/2019	12968	022820	292992	12.48	02/28/2020	INV	PD	BOLT AND NUTS TO ATTACH C
484	22001433	06/17/2019	515	072619LO	288739	32.64	07/26/2019	INV	PD	BOLT AND NUTS TO ATTACH C
723	22001449	07/22/2019	756	08022019	288875	243.28	08/02/2019	INV	PD	Supplies for Community Se
2368	22002256	08/22/2019	2476	09042019	289476	189.99	09/06/2019	INV	PD	SUPPLIES FOR STREET DEPAR
2369	22002367	08/22/2019	2477	09042019	289476	33.00	09/06/2019	INV	PD	SUPPLIES FOR STREET DEPAR
3063	22002424	08/26/2019	3184	09202019	289747	990.00	09/20/2019	INV	PD	Nuts & Bolts for Various
3445	22002643	09/18/2019	3574	09242019	289881	33.00	09/20/2019	INV	PD	Hardware to mount new bus
3444	22002815	09/18/2019	3573	09242019	289881	86.36	09/20/2019	INV	PD	SUPPLIES FOR STREET DEPAR
3443	22002816	09/18/2019	3572	09242019	289881	70.92	09/20/2019	INV	PD	SUPPLIES FOR STREET DEPAR
3729	22003072	09/19/2019	3861	09302019	290039	272.99	09/27/2019	INV	PD	SUPPLIES FOR SIGNS IN THE
5113	22003059	09/25/2019	5592	10172019	290456	48.00	10/18/2019	INV	PD	SUPPLIES FOR SIGNS IN THE
4740	22003247	09/30/2019	4937	10162019	290421	1,063.50	10/18/2019	INV	PD	cones to mark work areas
6404	22003758	10/18/2019	6923	11142019	291049	164.40	11/15/2019	INV	PD	Supplies for Street Depar
10288	22004416	12/18/2019	11760	020420	292497	135.90	02/07/2020	INV	PD	bolts for various jobs
9143	22004883	12/12/2019	10566	01102020	291991	21.25	01/10/2020	INV	PD	Replacement bolts for pla
10253	22004994	12/31/2019	11724	020420	292497	178.00	02/07/2020	INV	PD	SUPPLIES FOR STREETS DEPA
10252	22005145	01/08/2020	11723	020420	292497	479.04	02/07/2020	INV	PD	Materials for securing wa
11560	22005510	01/21/2020	13063	022820	292992	99.50	02/28/2020	INV	PD	Split Key Ring Carded
11629	22005579	02/25/2020	13135	022820	292992	164.40	02/28/2020	INV	PD	Supplies for Community Se
12190	22006260	02/26/2020	13709	031320	293295	23.50	03/13/2020	INV	PD	bolts and washers and nut
						4,611.15				
2284 FEDERAL EXPRESS CORP.										
77	22020007	06/28/2019	80	07192019	288614	34.68	07/19/2019	INV	PD	Express Mail Service
277	22000871	07/05/2019	296	072519LO	288711	46.88	07/26/2019	INV	PD	Overnight Package to Well
757	22000773	07/08/2019	798	08022019	288876	68.49	08/02/2019	INV	PD	Overnight Package to NM R
762	22000871	07/19/2019	804	08022019	288876	79.33	08/02/2019	INV	PD	Overnight Package to Well
3700	22020007	08/02/2019	3831	09302019	290040	46.10	09/27/2019	INV	PD	Express Mail Service
1878	22002155	08/13/2019	1968	08232019	289243	45.59	08/23/2019	INV	PD	Overnight Xcel Bill Payme
1879	22002160	08/16/2019	1969	08232019	289243	45.59	08/23/2019	INV	PD	Overnight Payment to Wind
5452	22020007	10/11/2019	5944	10252019	290705	155.45	10/25/2019	INV	PD	Express Mail Service
						522.11				
2358 4IMPRINT INC.										
3004	22001947	08/23/2019	3123	09202019	289691	615.72	09/20/2019	INV	PD	Postcards for Solid Waste
4434	22002705	09/23/2019	4601	10112019	290291	490.81	10/11/2019	INV	PD	300 reusable bags for eve

DOCUMENT	P.O.	INV DATE	VOUCHER	CHECK RUN	CHECK #	INVOICE NET	DUE DATE	TYPE	STS	INVOICE DESCRIPTION
5206	22002986	10/07/2019	5690	10212019	290493	815.17	10/18/2019	INV	PD	SUPPLIES FOR THE PUBLIC W
5271	22003266	10/07/2019	5756	10212019	290493	599.85	10/18/2019	INV	PD	Reusable Straws: Keep Car
6989	22004208	11/11/2019	7524	11222019	291241	446.34	11/22/2019	INV	PD	Water bottles for KCB pub
9619	22004708	12/19/2019	11061	01242020	292186	376.72	01/24/2020	INV	PD	6' ft table throw cover f
10276	22005346	01/20/2020	11747	020420	292452	382.48	02/07/2020	INV	PD	Riverblitz Hats for Publi
11652	22005567	02/06/2020	13159	032020	293074	154.12	03/06/2020	INV	PD	No Dumping in Alleys Post
12852	22006576	03/16/2020	14387	032720	293560	749.07	03/27/2020	INV	PD	Giveaway items for Keep C
						4,630.28				
2359 FERGUSON WATERWORKS #3083										
1380	22001272	06/25/2019	1449	08162019	289137	574.43	08/16/2019	INV	PD	REPLACE PO 192517
356	22001379	06/25/2019	379	072619LO	288740	2,404.08	07/26/2019	INV	PD	REPLACE PO 192762
295	22001434	07/08/2019	315	072519LO	288712	1,137.06	07/26/2019	INV	PD	TO REPLACE PO 192807
293	22001435	07/08/2019	312	072519LO	288712	2,497.89	07/26/2019	INV	PD	TO REPLACE PO 192597
263	22001273	07/19/2019	282	072519LO	288712	1,230.21	07/26/2019	INV	PD	REPLACE PO 192604
1492	22000802	08/08/2019	1567	08162019	289137	624.59	08/16/2019	INV	PD	Manhole needed for a job
1062	22000802	07/30/2019	1119	08082019	288950	1,326.86	08/09/2019	INV	PD	Manhole needed for a job
1493	22000812	08/08/2019	1569	08162019	289137	624.59	08/16/2019	INV	PD	Restock inventory per quo
1065	22000812	07/30/2019	1122	08082019	288950	1,326.86	08/09/2019	INV	PD	Restock inventory per quo
1262	22000806	08/06/2019	1327	08122019	288999	2,562.57	08/09/2019	INV	PD	Restock inventory per quo
261	22000808	07/19/2019	281	072519LO	288712	2,380.42	07/26/2019	INV	PD	Restock inventory per quo
1450	22001071	08/12/2019	1523	08162019	289137	152.62	08/16/2019	INV	PD	Saddle for 1115 N 8th
1063	22001310	07/30/2019	1120	08082019	288950	993.79	08/09/2019	INV	PD	STOCK NEW ITEM
2001	22001943	08/19/2019	2095	082319	289445	2,380.42	08/23/2019	INV	PD	Restock resetters
2000	22001967	08/19/2019	2094	082319	289445	2,562.57	08/23/2019	INV	PD	Restock inventory
1999	22001902	08/19/2019	2093	082319	289445	1,085.65	08/23/2019	INV	PD	Replace PO 192364
3896	22001859	09/23/2019	4032	10042019	290151	1,326.86	10/04/2019	INV	PD	Need for upcoming job
2596	22001859	09/04/2019	2710	09122019	289577	624.59	09/13/2019	INV	PD	Need for upcoming job
1998	22001859	08/19/2019	2092	082319	289445	345.20	08/23/2019	INV	PD	Need for upcoming job
5209	22002319	09/06/2019	5693	10212019	290522	2,404.86	10/18/2019	INV	PD	Restock inventory
3366	22002402	09/16/2019	3494	09202019	289748	426.86	09/20/2019	INV	PD	Restock Rangers
3884	22002402	09/19/2019	4020	10042019	290151	731.72	10/04/2019	INV	PD	Restock Rangers
3901	22002577	09/06/2019	4038	10042019	290151	505.72	10/04/2019	INV	PD	Restock inventory
4192	22002745	09/30/2019	4338	10042019	290151	437.16	10/04/2019	INV	PD	Restock Brass
3893	22002745	09/20/2019	4028	10042019	290151	268.72	10/04/2019	INV	PD	Restock Brass
5632	22003267	10/23/2019	6128	10252019	290706	2,683.66	10/25/2019	INV	PD	Restock Resetters
5633	22003339	10/23/2019	6129	10252019	290706	1,258.74	10/25/2019	INV	PD	Restock inventory per quo
6108	22003339	10/29/2019	6622	110719	290916	139.86	11/08/2019	INV	PD	Restock inventory per quo
4633	22003308	10/08/2019	4804	10112019	290329	6,116.37	10/11/2019	INV	PD	Restock inventory
4526	22003339	10/08/2019	4695	10112019	290329	514.84	10/11/2019	INV	PD	Restock inventory per quo
5760	22003413	10/25/2019	6256	10312019	290783	945.74	10/31/2019	INV	PD	Repair mainline leak, non
7004	22003993	11/21/2019	7539	11222019	291283	995.73	11/22/2019	INV	PD	Restock Redi-Repair Clamp
7002	22004038	11/19/2019	7537	11222019	291283	2,683.52	11/22/2019	INV	PD	Restock resetters per quo
6879	22004057	11/19/2019	7408	11222019	291167	2,921.36	11/22/2019	INV	PD	Restock inventory per quo
7677	22003759	12/06/2019	8232	12122019	291593	869.48	12/13/2019	INV	PD	Restock Brass
11466	22003759	12/10/2019	12969	022820	292993	159.05	02/28/2020	INV	PD	Restock Brass
9683	22004829	01/11/2020	11128	01242020	292217	2,656.86	01/24/2020	INV	PD	Restock 20" Skinner clamp
9687	22004843	01/11/2020	11132	01242020	292217	2,680.59	01/24/2020	INV	PD	Restock 12" Skinner Clamp
9542	22004967	01/03/2020	10969	01212020	292127	1,279.52	01/17/2020	INV	PD	Restock Saddles
9559	22005018	01/03/2020	10997	01212020	292127	1,048.69	01/17/2020	INV	PD	Restock inventory
9675	22005098	01/11/2020	11119	01242020	292217	1,781.25	01/24/2020	INV	PD	Restock Rangers
9419	22005015	01/03/2020	10853	01212020	292127	1,877.89	01/17/2020	INV	PD	Restock gate valves
9762	22005329	01/22/2020	11211	01242020	292217	1,275.08	01/24/2020	INV	PD	Restock Saddles
10775	22005612	01/22/2020	12262	021420	292697	1,203.77	02/14/2020	INV	PD	NEED OVERNIGHT FOR MAINLI

DOCUMENT	P.O.	INV DATE	VOUCHER	CHECK RUN	CHECK #	INVOICE NET	DUE DATE	TYPE	STS	INVOICE DESCRIPTION
10377	22005757	01/30/2020	11851	020420	292498	772.27	02/07/2020	INV	PD	Replace Tapping sleeve
11464	22005765	01/29/2020	12967	022820	292993	1,957.54	02/28/2020	INV	PD	Replace Fire Hydrant used
10957	22006098	02/12/2020	12448	021820	292784	107.58	02/21/2020	INV	PD	Tool to lift fire hydrant
12086	22006240	03/06/2020	13603	031320	293296	997.85	03/13/2020	INV	PD	Restock Valve boxes
12954	22006698	03/18/2020	14492	03312020	293666	2,005.09	03/31/2020	INV	PD	Replace Fire Hydrant inve
						69,868.63				
2384 FLEETPRIDE										
354	22001229	06/07/2019	377	072619LO	288741	493.38	07/26/2019	INV	PD	PARTS NEEDED TO RR FRNT E
2573	22000598	06/19/2019	2687	09122019	289578	1,531.17	09/13/2019	INV	PD	REPLACE WORN OUT BRAKES
3795	22002597	08/30/2019	3931	09302019	290041	1,703.29	09/27/2019	INV	PD	REPLACEMENT FILTERS FOR 1
3799	22002658	09/04/2019	3935	09302019	290041	1,815.32	09/27/2019	INV	PD	Replacement parts for uni
10795	22002798	09/09/2019	12282	021420	292699	96.91	02/14/2020	INV	PD	REPLACEMENT BRAKE RELAY V
9389	22003002	09/17/2019	10823	01212020	292128	22.90	01/17/2020	INV	PD	IGNITION SWITCH REPLACEME
5558	22003168	09/24/2019	6051	10252019	290707	183.65	10/25/2019	INV	PD	REPLACE INPUT SPEED SENSO
5266	22003167	10/02/2019	5751	10212019	290523	1,110.42	10/18/2019	INV	PD	REPLACE CHARGE AIR COOLER
5264	22003169	10/02/2019	5749	10212019	290523	2,249.28	10/18/2019	INV	PD	REPLACE RADIATOR FOR SW #
6227	22003965	10/29/2019	6743	11122019	290998	649.95	11/08/2019	INV	PD	REPLACE BRAKE DRUM SW 179
9398	22004932	12/16/2019	10832	01212020	292128	32.80	01/17/2020	INV	PD	MATERIAL NEEDED FOR TIPPE
9297	22004969	12/16/2019	10729	01142020	292035	948.15	01/17/2020	INV	PD	suspension parts unit # 1
10712	22005045	01/08/2020	12197	021420	292699	182.83	02/14/2020	INV	PD	REPLACE WIPER VALVE KIT S
10248	22005044	01/08/2020	11719	020420	292499	191.17	02/07/2020	INV	PD	REPLACE RELAY VALVE SW #9
11175	22005593	01/24/2020	12669	022120	292844	876.80	02/21/2020	INV	PD	REPLACE BRAKE SYSTEM SW #
11159	22005989	02/11/2020	12653	022120	292844	312.14	02/21/2020	INV	PD	REPLACE ALTERNATOR SW #10
11453	22006261	02/20/2020	12955	022820	292994	373.05	02/28/2020	INV	PD	REPLACEMENT STARTER FOR U
12997	22006387	02/27/2020	14541	03312020	293667	1,939.34	03/31/2020	INV	PD	REPLACE BRAKE SYSTEM SW #
						14,712.55				
2467 FORESTRY SUPPLIERS INC										
2385	22002113	08/12/2019	2493	09042019	289478	157.50	09/06/2019	INV	PD	Ten soft-sided first aid
2472 RICH FORD										
3199	22000788	07/09/2019	3325	09202019	289806	518.30	09/20/2019	INV	PD	Compressor Asy - 5W1Z 19V
3624	22000916	07/15/2019	3753	09252019	289951	71.61	09/27/2019	INV	PD	Cooling Motor and Resisto
3200	22000953	07/15/2019	3326	09202019	289806	93.68	09/20/2019	INV	PD	YC2Z 13K359 BA: Switch As
3623	22000954	09/05/2019	3752	09252019	289951	518.30	09/05/2019	INV	PD	A/C Compressor Asy,& Resi
1436	22001764	08/01/2019	1509	08162019	289188	398.19	08/16/2019	INV	PD	BATTERY, SWITCH, AND DAMP
2457	22002200	08/19/2019	2569	09062019	289517	586.76	09/06/2019	INV	PD	BRAKE COMPONENTS TO REPAI
7364	22001764	08/26/2019	7912	12112019	291534	-30.00	12/13/2019	CRM	PD	BATTERY, SWITCH, AND DAMP
5238	22002667	09/05/2019	5723	10182019	290482	1,563.30	10/18/2019	INV	PD	TIRES FOR TRANSIT FLEET M
5239	22002663	09/05/2019	5724	10182019	290482	631.28	10/18/2019	INV	PD	U-Joint components and Ba
3064	22002878	09/12/2019	3185	09202019	289806	185.13	09/20/2019	INV	PD	Oil, Resistor Asy & Cooli
4063	22003149	09/27/2019	4204	10042019	290197	465.26	10/04/2019	INV	PD	Temperature control compo
4537	22003149	09/30/2019	4707	10112019	290363	5.12	10/11/2019	INV	PD	Temperature control compo
4461	22003222	10/01/2019	4631	10112019	290363	151.13	10/11/2019	INV	PD	A/C PARTS (TUBE ASY) FOR
9996	22003387	10/11/2019	11454	012820	292359	1,311.38	01/31/2020	INV	PD	REPAIRS FOR TRANSIT UNIT
5309	22003629	10/15/2019	5795	10212019	290565	40.70	10/18/2019	INV	PD	Throttle Potentiometer an
7365	22003833	10/22/2019	7913	12112019	291534	68.77	12/13/2019	INV	PD	Water Valve for Unit # 50
10000	22003387	10/22/2019	11459	012820	292359	465.20	01/31/2020	INV	PD	REPAIRS FOR TRANSIT UNIT
10002	22003387	10/24/2019	11460	012820	292359	75.17	01/31/2020	INV	PD	REPAIRS FOR TRANSIT UNIT
6160	22004022	10/31/2019	6674	110719	290949	100.73	11/08/2019	INV	PD	Parts for high idle issue
10004	22003387	10/31/2019	11462	012820	292359	173.59	01/31/2020	INV	PD	REPAIRS FOR TRANSIT UNIT

DOCUMENT	P.O.	INV DATE	VOUCHER	CHECK RUN	CHECK #	INVOICE NET	DUE DATE	TYPE	STS	INVOICE DESCRIPTION
10005	22004366	11/15/2019	11463	012820	292359	388.57	01/31/2020	INV	PD	REPLACE FRONT BUMPER SW #
6776	22004399	11/18/2019	7302	11222019	291206	151.61	11/22/2019	INV	PD	Air/fuel/throttle issue v
8338	22004344	11/18/2019	9754	12312019	291831	339.84	12/31/2019	INV	PD	REPLACE HOSES WATER #1419
9188	22004373	11/21/2019	10613	01142020	292067	78.61	01/17/2020	INV	PD	REPLACE BROKEN PASSENGER
7621	22004398	11/25/2019	8175	12112019	291534	99.36	12/13/2019	INV	PD	BODY CLIPS FOR TRANSIT #
7620	22004397	11/25/2019	8174	12112019	291534	126.02	12/13/2019	INV	PD	LIFT PARTS (INSULATOR/SPA
9286	22004470	11/26/2019	10717	01142020	292067	1,274.64	01/17/2020	INV	PD	Replacement tires for Tra
9190	22004552	11/26/2019	10615	01142020	292067	40.34	01/17/2020	INV	PD	REPLACEMENT OIL PAN GASKE
8340	22004618	12/02/2019	9756	12312019	291831	99.18	12/31/2019	INV	PD	REPLACEMENT RAD HOSES UNI
7797	22004765	12/10/2019	8353	12172019	291650	153.83	12/20/2019	INV	PD	BRAKE COMPONENTS FOR REPL
7798	22004846	12/10/2019	8354	12172019	291650	51.45	12/20/2019	INV	PD	Fuel Pump Control Module
7799	22004778	12/12/2019	8355	12172019	291650	123.61	12/20/2019	INV	PD	Parts for throttle contro
8336	22004884	12/12/2019	9752	12312019	291831	65.09	12/31/2019	INV	PD	replacement spare fuel ca
9305	22005110	12/24/2019	10737	01142020	292067	704.14	01/17/2020	INV	PD	REPLACE RADIATOR PARTS WA
9594	22005090	12/27/2019	11034	01212020	292166	306.50	01/24/2020	INV	PD	REPLACEMENT FLOOR LINER U
10864	22005114	12/30/2019	12352	021420	292752	70.29	02/14/2020	INV	PD	REPLACE PLUG AND BRACKET
9595	22005137	12/30/2019	11035	01212020	292166	89.05	01/24/2020	INV	PD	REPLACEMENT PARTS FOR TAI
9065	22005175	01/03/2020	10485	01102020	292015	377.46	01/10/2020	INV	PD	Supplies for mechanic
10850	22005295	01/10/2020	12338	021420	292752	108.92	02/14/2020	INV	PD	PARTS NEEDED TO REPAIR WA
9429	22005392	01/13/2020	10863	01212020	292166	528.05	01/24/2020	INV	PD	Alternator for transit un
9430	22005365	01/13/2020	10864	01212020	292166	151.96	01/24/2020	INV	PD	exhaust sensor for transi
12124	22005764	01/30/2020	13641	031320	293334	491.36	03/13/2020	INV	PD	A/C EVAPORATOR UNIT 12468
10718	22005788	01/30/2020	12204	021420	292752	116.64	02/14/2020	INV	PD	WATER PUMP / FRONT END AL
10531	22005817	02/04/2020	12011	020720	292621	1,417.58	02/07/2020	INV	PD	Tires for Transit Fleet
10742	22006002	02/07/2020	12228	021420	292752	116.01	02/14/2020	INV	PD	REPLACEMENT HEATER HOSES
10857	22005779	02/11/2020	12344	021420	292752	637.89	02/14/2020	INV	PD	Drive Shaft ASY & compone
11122	22006050	02/12/2020	12614	022120	292882	128.08	02/21/2020	INV	PD	Steering components = Tra
11557	22006210	02/21/2020	13062	022820	293047	72.64	02/28/2020	INV	PD	DC Utility Box for Transi
11556	22006237	02/24/2020	13061	022820	293047	411.53	02/28/2020	INV	PD	Shocks, Heat/AC component
11941	22006464	03/03/2020	13454	031020	293233	95.47	03/13/2020	INV	PD	Air Conditioner component
12660	22006458	03/03/2020	14189	032420	293545	518.78	03/27/2020	INV	PD	BRAKE/STEERING COMPONENTS
12862	22006589	03/06/2020	14397	032720	293631	801.03	03/27/2020	INV	PD	REPLACE FRONT BUMPER PERD
12859	22005808	03/09/2020	14394	032720	293631	52.97	03/27/2020	INV	PD	REPLACEMENT SEAT BELT LAT
12156	22006652	03/10/2020	13675	031320	293334	339.56	03/13/2020	INV	PD	Front end parts/steering/
12158	22006653	03/10/2020	13676	031320	293334	37.77	03/13/2020	INV	PD	SHOCK INSULATOR FOR TRANS
12831	22006868	03/23/2020	14366	032720	293631	252.94	03/27/2020	INV	PD	Ball Joints for Transit U
9999	22003387	10/15/2019	11456	012820	292359	3,207.85	01/31/2020	INV	PD	REPAIRS FOR TRANSIT UNIT
2190	22002038	08/08/2019	2292	08302019	289392	144.67	08/30/2019	INV	PD	A/C parts -Blower mtr +Re
2189	22002040	08/08/2019	2291	08302019	289392	260.15	08/30/2019	INV	PD	ALTERNATOR FOR TRANSIT UN
12861	22006532	02/28/2020	14396	032720	293631	146.12	03/27/2020	INV	PD	REPAIR SUN VISOR CONST #1
						21,971.16				
2480 FORREST TIRE CO., INC.										
9516	22005266	01/08/2020	10954	01212020	292129	1,135.85	01/17/2020	INV	PD	F3 needs new tires DM
350	22000510	04/05/2019	373	072619LO	288742	430.58	07/26/2019	INV	PD	Flat Repair Mount & Dismo
187	22020259	07/10/2019	201	07192019	288573	896.16	07/19/2019	INV	PD	REPLACE DAMAGED TIRES ON
334	22001258	07/16/2019	357	072519LO	288713	21.53	07/26/2019	INV	PD	MOUNT AND DISMOUNT TRAILE
1090	22001211	07/23/2019	1149	08082019	288951	587.21	08/09/2019	INV	PD	Tires for unit 14133
4619	22001612	07/24/2019	4790	10112019	290330	181.97	10/11/2019	INV	PD	Replacement tire for truc
11180	22005921	07/24/2019	12674	022120	292845	595.04	02/21/2020	INV	PD	Tires for DE trucks
586	22020074	07/25/2019	618	073119	288801	402.29	07/31/2019	INV	PD	Need to replace a tire on
1298	22001489	07/25/2019	1363	08122019	289000	99.57	08/09/2019	INV	PD	Yearly Flat Tire Repair;
2726	22000991	07/29/2019	2842	09122019	289579	31.76	09/13/2019	INV	PD	Annual Flat Repair Servic
1692	22001489	07/30/2019	1771	08162019	289138	139.40	08/16/2019	INV	PD	Yearly Flat Tire Repair;

DOCUMENT	P.O.	INV DATE	VOUCHER	CHECK RUN	CHECK #	INVOICE NET	DUE DATE	TYPE	STS	INVOICE DESCRIPTION
1299	22001675	07/31/2019	1365	08122019	289000	2,155.67	08/09/2019	INV	PD	Rear tires for E-62
1293	22001489	08/06/2019	1358	08122019	289000	21.53	08/09/2019	INV	PD	Yearly Flat Tire Repair;
3163	22001860	08/07/2019	3287	09202019	289750	245.79	09/20/2019	INV	PD	NEW TIRES FOR NIFTY LIFT
1638	22001968	08/07/2019	1717	08162019	289138	215.29	08/16/2019	INV	PD	Fix flat on backhoe
2709	22001650	08/07/2019	2825	09122019	289579	1,984.77	09/13/2019	INV	PD	Front End/Steering repair
1644	22001515	08/08/2019	1722	08162019	289138	21.53	08/16/2019	INV	PD	Flat tire repairs and mou
1661	22002081	08/09/2019	1740	08162019	289138	2,103.23	08/16/2019	INV	PD	REAR TIRES ON M-7 NEED TO
2386	22001489	08/13/2019	2494	09042019	289479	21.53	09/06/2019	INV	PD	Yearly Flat Tire Repair;
1453	22002144	08/13/2019	1526	08162019	289138	1,016.77	08/16/2019	INV	PD	New Tires 14194
4228	22002340	08/22/2019	4388	10102019	290241	568.32	10/11/2019	INV	PD	replace damaged tires on
2349	22002443	08/23/2019	2457	08302019	289350	948.88	08/30/2019	INV	PD	MED-3/ NEEDS TIRES (
2730	22001489	08/29/2019	2846	09122019	289579	129.18	09/13/2019	INV	PD	Yearly Flat Tire Repair;
2639	22000991	08/29/2019	2754	09122019	289579	53.82	09/13/2019	INV	PD	Annual Flat Repair Servic
2666	22001489	08/30/2019	2782	09122019	289579	53.82	09/13/2019	INV	PD	Yearly Flat Tire Repair;
3078	22001515	09/05/2019	3200	09202019	289750	26.91	09/20/2019	INV	PD	Flat tire repairs and mou
4225	22003117	09/20/2019	4385	10102019	290241	276.00	10/11/2019	INV	PD	replace damaged tire on t
3714	22002949	09/23/2019	3846	09302019	290042	225.59	09/27/2019	INV	PD	UNIT-1414 FORD NEEDS TIRE
7682	22003131	09/26/2019	8237	12122019	291594	2,464.44	12/13/2019	INV	PD	MOUNT/DISMOUNT LOADER TIR
6792	22003332	10/01/2019	7318	11222019	291168	738.09	11/22/2019	INV	PD	New tire for Ladder 2
4629	22003310	10/01/2019	4800	10112019	290330	118.41	10/11/2019	INV	PD	UNIT-1507 NEEDS FRONT END
5346	22001489	10/18/2019	5832	10212019	290524	18.84	10/18/2019	INV	PD	Yearly Flat Tire Repair;
5796	22000991	10/18/2019	6292	10312019	290784	37.68	10/31/2019	INV	PD	Annual Flat Repair Servic
6384	22003846	10/24/2019	6903	11142019	291050	204.53	11/15/2019	INV	PD	UNIT-1403 NEEDS ALIGNMENT
5797	22000991	10/24/2019	6293	10312019	290784	26.91	10/31/2019	INV	PD	Annual Flat Repair Servic
6793	22003966	10/30/2019	7319	11222019	291168	1,036.89	11/22/2019	INV	PD	F-15 NEEDS TIRES
6971	22000484	11/06/2019	7504	11222019	291284	113.03	11/22/2019	INV	PD	Front End Alignment
9447	22003579	11/06/2019	10881	01212020	292129	3,627.54	01/17/2020	INV	PD	315/80r22.5 tires. state
6973	22003487	11/06/2019	7506	11222019	291284	2,395.60	11/22/2019	INV	PD	restock tires for p/d cha
7098	22004219	11/08/2019	7636	11262019	291340	26.91	11/29/2019	INV	PD	Flat Tire
7048	22001489	11/12/2019	7584	11222019	291284	53.82	11/22/2019	INV	PD	Yearly Flat Tire Repair;
6449	22000991	11/12/2019	6969	11142019	291050	199.62	11/15/2019	INV	PD	Annual Flat Repair Servic
6448	22000991	11/12/2019	6968	11142019	291050	64.28	11/15/2019	INV	PD	Annual Flat Repair Servic
6974	22004185	11/13/2019	7508	11222019	291284	419.79	11/22/2019	INV	PD	MED-401 NEEDS TIRE(TH)F/D
8124	22004321	11/14/2019	9530	12202019	291701	1,062.25	12/20/2019	INV	PD	Need 4 new tires for jeep
6795	22004363	11/15/2019	7321	11222019	291168	1,080.29	11/22/2019	INV	PD	UNIT-1410 NEEDS TIRES(TH)
10801	22004079	11/18/2019	12288	021420	292700	2,976.18	02/14/2020	INV	PD	tires for various dept. s
7252	22004477	11/21/2019	7794	12032019	291417	2,092.95	12/06/2019	INV	PD	E-2 needs new rear tires
7258	22004439	11/22/2019	7800	12032019	291417	1,062.33	12/06/2019	INV	PD	f-4 needs new tires !!!!!
7380	22000991	11/25/2019	7923	12062019	291487	107.65	12/06/2019	INV	PD	Annual Flat Repair Servic
7263	22004283	11/26/2019	7805	12032019	291417	2,305.98	12/06/2019	INV	PD	Fs#408476-(20.5-25 loader
7868	22004536	11/30/2019	8700	12202019	291701	928.88	12/20/2019	INV	PD	MED-403 NEEDS TIRES(TH)F/
8128	22004624	12/03/2019	9534	12202019	291701	1,062.33	12/20/2019	INV	PD	F-16 NEEDS TIRES(TH) F/D
10844	22004794	12/10/2019	12331	021420	292700	80.00	02/14/2020	INV	PD	st205/75r15 tire
7863	22004792	12/12/2019	8696	12202019	291701	1,166.76	12/20/2019	INV	PD	MED-409 NEEDS TIRES(TH)F/
8266	22001489	12/17/2019	9681	12272019	291795	199.15	12/27/2019	INV	PD	Yearly Flat Tire Repair;
8794	22000991	12/27/2019	10211	01072020	291891	26.91	01/03/2020	INV	PD	Annual Flat Repair Servic
9512	22005163	12/30/2019	10950	01212020	292129	2,534.21	01/17/2020	INV	PD	new tires for unit 404
9766	22001489	01/08/2020	11215	01242020	292218	179.23	01/24/2020	INV	PD	Yearly Flat Tire Repair;
10846	22005302	01/09/2020	12333	021420	292700	303.40	02/14/2020	INV	PD	LT225/70r19.5 yoko tire
10001	22005391	01/14/2020	11458	012820	292311	965.68	01/31/2020	INV	PD	SPARE TIRES FOR NEW TAHOE
10279	22005366	01/14/2020	11750	020420	292500	118.41	02/07/2020	INV	PD	UNIT 1508 NEEDS FRONT END
10800	22005441	01/15/2020	12287	021420	292700	422.53	02/14/2020	INV	PD	loader flat repair
10851	22005401	01/16/2020	12337	021420	292700	418.00	02/14/2020	INV	PD	26x12.00-12 tire for ditc
9947	22000991	01/16/2020	11397	012820	292311	26.91	01/31/2020	INV	PD	Annual Flat Repair Servic
10852	22005638	01/24/2020	12340	021420	292700	121.74	02/14/2020	INV	PD	unimount wheel

DOCUMENT	P.O.	INV DATE	VOUCHER	CHECK RUN	CHECK #	INVOICE NET	DUE DATE	TYPE	STS	INVOICE DESCRIPTION
10232	22000991	01/27/2020	11702	020420	292500	80.73	02/07/2020	INV	PD	Annual Flat Repair Servic
10176	22000991	01/29/2020	11646	01312020	292405	80.73	01/31/2020	INV	PD	Annual Flat Repair Servic
10620	22000991	01/29/2020	12103	021420	292700	26.91	02/14/2020	INV	PD	Annual Flat Repair Servic
10207	22000991	01/29/2020	11677	020420	292500	121.10	02/07/2020	INV	PD	Annual Flat Repair Servic
10565	22005743	01/31/2020	12046	021120	292639	1,446.64	02/07/2020	INV	PD	tires for DE Trailers
11229	22001515	01/31/2020	12724	022120	292845	88.81	02/21/2020	INV	PD	Flat tire repairs and mou
10557	22005826	02/01/2020	12036	021120	292639	871.42	02/07/2020	INV	PD	UNIT-1611 NEEDS TIRES(TH)
11295	22001489	02/03/2020	12793	022520	292921	26.91	02/28/2020	INV	PD	Yearly Flat Tire Repair;
10621	22000991	02/06/2020	12104	021420	292700	18.84	02/14/2020	INV	PD	Annual Flat Repair Servic
11788	22005947	02/11/2020	13297	030620	293137	514.02	03/06/2020	INV	PD	mount/dismount tires on l
11786	22005645	02/12/2020	13295	030620	293137	3,629.55	03/06/2020	INV	PD	grader tire
11787	22005726	02/17/2020	13296	030620	293137	9,261.31	03/06/2020	INV	PD	replace tires various dep
11200	22006176	02/18/2020	12695	022120	292845	193.76	02/21/2020	INV	PD	vehicle maintenance
11599	22001515	02/21/2020	13106	022820	292995	34.98	02/28/2020	INV	PD	Flat tire repairs and mou
11605	22001515	02/21/2020	13111	022820	292995	34.98	02/28/2020	INV	PD	Flat tire repairs and mou
11992	22001489	02/25/2020	13507	031020	293195	242.20	03/10/2020	INV	PD	Yearly Flat Tire Repair;
11789	22006353	02/28/2020	13298	030620	293137	750.00	03/06/2020	INV	PD	22.5x9.00 alcoa alum whee
11790	22006450	02/28/2020	13299	030620	293137	110.00	03/06/2020	INV	PD	shuttle cart tires
11954	22006530	03/04/2020	13468	031020	293195	238.56	03/10/2020	INV	PD	Need one tire for replace
12112	22000991	03/04/2020	13629	031320	293298	37.68	03/13/2020	INV	PD	Annual Flat Repair Servic
11964	22003488	03/05/2020	13479	031020	293195	152.06	03/10/2020	INV	PD	flat repair on grader tir
12084	22000991	03/06/2020	13601	031320	293298	64.59	03/13/2020	INV	PD	Annual Flat Repair Servic
12418	22001515	03/11/2020	13941	031720	293381	34.98	03/17/2020	INV	PD	Flat tire repairs and mou
12416	22001515	03/11/2020	13939	031720	293381	34.98	03/17/2020	INV	PD	Flat tire repairs and mou
12419	22001489	03/11/2020	13942	031720	293381	247.59	03/17/2020	INV	PD	Yearly Flat Tire Repair;
12395	22006784	03/13/2020	13917	031720	293381	454.29	03/17/2020	INV	PD	2-Tires for F-250 Pickup
12363	22000991	03/16/2020	13883	031720	293381	37.68	03/17/2020	INV	PD	Annual Flat Repair Servic
12532	22006855	03/18/2020	14058	032020	293423	569.40	03/20/2020	INV	PD	tires for DE service truc
13061	22001489	03/26/2020	14605	03312020	293668	26.91	03/31/2020	INV	PD	Yearly Flat Tire Repair;
12967	22001489	03/26/2020	14506	03312020	293668	26.91	03/31/2020	INV	PD	Yearly Flat Tire Repair;
3963	22003248	07/24/2019	4101	10042019	290153	595.04	10/04/2019	INV	PD	replace tires on service
4226	22001630	09/04/2019	4386	10102019	290241	1,141.09	10/11/2019	INV	PD	replace tire on loader. s
1673	22001787	08/01/2019	1752	08162019	289138	1,190.12	08/16/2019	INV	PD	unit-1513 dodge needs tir
2298	22001489	07/25/2019	2405	08302019	289350	99.57	08/30/2019	INV	PD	Yearly Flat Tire Repair;
3703	22000991	07/29/2019	3835	09302019	290042	31.76	09/27/2019	INV	PD	Annual Flat Repair Servic
2724	22000991	07/29/2019	2840	09122019	289579	21.53	09/13/2019	INV	PD	Annual Flat Repair Servic
2725	22000991	07/29/2019	2841	09122019	289579	21.53	09/13/2019	INV	PD	Annual Flat Repair Servic
1672	22001489	07/30/2019	1751	08162019	289138	139.40	08/16/2019	INV	PD	Yearly Flat Tire Repair;
1674	22001889	08/02/2019	1753	08162019	289138	1,012.29	08/16/2019	INV	PD	F-20 needs tires
3683	22002034	08/20/2019	3814	09302019	290042	1,616.76	09/27/2019	INV	PD	Tires for E-62
3678	22001489	08/06/2019	3810	09302019	290042	21.53	09/27/2019	INV	PD	Yearly Flat Tire Repair;
4223	22002432	08/24/2019	4383	10102019	290241	507.41	10/11/2019	INV	PD	replace broken rim-tire u
4227	22002511	09/04/2019	4387	10102019	290241	205.88	10/11/2019	INV	PD	mount/dimount tire loader
3881	22001515	09/05/2019	4017	10042019	290153	26.91	10/04/2019	INV	PD	Flat tire repairs and mou
4206	22002530	09/20/2019	4365	10042019	290153	1,280.32	10/04/2019	INV	PD	medic 6 needs new tires D
2622	22001489	08/29/2019	2737	09122019	289579	129.18	09/13/2019	INV	PD	Yearly Flat Tire Repair;
3676	22001489	08/30/2019	3807	09302019	290042	53.82	09/27/2019	INV	PD	Yearly Flat Tire Repair;
4884	22002670	09/04/2019	5361	10162019	290422	254.19	10/18/2019	INV	PD	Replace Tire on Unit 1419
5165	22002769	10/03/2019	5647	10172019	290457	2,395.60	10/18/2019	INV	PD	15 TIRES FOR P/D CHARGERS
4007	22002793	09/25/2019	4147	10042019	290153	1,492.68	10/04/2019	INV	PD	Tires for DE trucks
4005	22002782	09/25/2019	4145	10042019	290153	2,223.90	10/04/2019	INV	PD	Tires for Loco Hills
3432	22002896	09/13/2019	3561	09242019	289882	466.67	09/20/2019	INV	PD	UNIT-955 NEEDS TIRES(TH)
3346	22000991	09/17/2019	3474	09202019	289750	97.23	09/20/2019	INV	PD	Annual Flat Repair Servic
3433	22001515	09/18/2019	3562	09242019	289882	37.68	09/20/2019	INV	PD	Flat tire repairs and mou
4251	22001489	09/25/2019	4411	10102019	290241	53.82	10/11/2019	INV	PD	Yearly Flat Tire Repair;

DOCUMENT	P.O.	INV DATE	VOUCHER	CHECK RUN	CHECK #	INVOICE NET	DUE DATE	TYPE	STS	INVOICE DESCRIPTION
4628	22003204	09/26/2019	4799	10112019	290330	834.69	10/11/2019	INV	PD	UNIT-1412 NEW TIRES
4249	22003132	10/02/2019	4409	10102019	290241	13,154.56	10/11/2019	INV	PD	replace tires for arc tru
4311	22001489	10/04/2019	4474	10102019	290241	458.67	10/11/2019	INV	PD	Yearly Flat Tire Repair;
5157	22003548	10/09/2019	5639	10172019	290457	711.85	10/18/2019	INV	PD	UNIT-1514 NEEDS TIRES
9395	22004671	12/10/2019	10829	01212020	292129	524.79	01/17/2020	INV	PD	SERVICE CALL REPLACE 2 FR
12111	22000991	03/06/2020	13628	031320	293298	64.59	03/13/2020	INV	PD	Annual Flat Repair Servic
						95,701.72				
2503 FRANKS SUPPLY INC.										
12393	22005999	02/27/2020	13915	031720	293382	446.25	03/17/2020	INV	PD	metal detecter for markin
12709	22006605	03/11/2020	14242	032420	293520	350.00	03/27/2020	INV	PD	battery packs for power t
4551	22003189	09/27/2019	4721	10112019	290331	335.00	10/11/2019	INV	PD	Ladders
9513	22003509	10/08/2019	10951	01212020	292130	608.83	01/17/2020	INV	PD	SUPPLIES FOR CONSTRUCTION
9414	22003218	10/08/2019	10848	01212020	292130	1,239.60	01/17/2020	INV	PD	SUPPLIES FOR CONSTRUCTION
						2,979.68				
2540 LISA ANAYA FLORES										
10506		02/04/2020	11985	020720	292591	69.60	02/07/2020	INV	PD	Traveled to Roswell,NM fo
5515	22003444	10/23/2019	6007	10252019	290724	65.40	10/25/2019	INV	PD	Mileage - SENM COG - Coun
						135.00				
2548 GOOD EARTH PRODUCTS, INC										
6247	22002833	10/15/2019	6763	11122019	291000	341.90	11/08/2019	INV	PD	FLASH SAFE #1 ELECTRICAL
2550 THE LOCAL PAGES INC										
2835	22020227	09/04/2019	2952	09122019	289655	378.45	09/13/2019	INV	PD	192469-phonebook ad, Rive
675	22001037	07/15/2019	707	08022019	288900	201.84	08/02/2019	INV	PD	Fy 20 Local Page Listing
						580.29				
2623 GALLS INCORPORATED										
1639	22001654	07/30/2019	1718	08162019	289139	209.06	08/16/2019	INV	PD	Uniform items
1886	22001972	08/08/2019	1976	08232019	289244	1,625.73	08/23/2019	INV	PD	Admin uniform order
2956	22001972	08/16/2019	3075	09202019	289751	390.21	09/20/2019	INV	PD	Admin uniform order
7133	22003746	11/04/2019	7672	11262019	291341	112.65	11/29/2019	INV	PD	Restock Warehouse - Safet
7047	22004144	11/05/2019	7583	11222019	291286	1,998.99	11/22/2019	INV	PD	5.11 Jackets
8897	22004097	11/07/2019	10315	01072020	291892	395.10	01/03/2020	INV	PD	uniform shirts for city e
8142	22004436	11/21/2019	9550	12202019	291703	471.94	12/20/2019	INV	PD	Uniform pants-Headrick
9150	22004929	12/16/2019	10573	01102020	291992	181.46	01/10/2020	INV	PD	Uniform items for EMS Chi
9413	22005030	12/20/2019	10847	01212020	292132	199.00	01/17/2020	INV	PD	Duty boots and Jacket for
1612	22001654	07/26/2019	1688	08162019	289139	476.27	08/16/2019	INV	PD	Uniform items
6130	22003951	10/25/2019	6644	110719	290919	504.64	11/08/2019	INV	PD	Job shirts, jackets for n
6137	22003951	10/24/2019	6651	110719	290919	71.38	11/08/2019	INV	PD	Job shirts, jackets for n
5635	22002498	08/27/2019	6131	10252019	290710	2,073.99	10/25/2019	INV	PD	Uniform Dress Shirts for
						8,710.42				
2625 THE GARDEN MART, INC.										
3692	22002329	08/16/2019	3824	09302019	290068	609.34	09/27/2019	INV	PD	Floral arrangements for C
290	22001103	06/26/2019	309	072319jd	288648	750.00	07/26/2019	INV	PD	Replacement trees for the
349	22000774	06/28/2019	372	072319jd	288648	1,050.00	07/26/2019	INV	PD	Redbud Trees at Halagueno

DOCUMENT	P.O.	INV DATE	VOUCHER	CHECK RUN	CHECK #	INVOICE NET	DUE DATE	TYPE	STS	INVOICE DESCRIPTION
7276	22003947	11/04/2019	7818	12032019	291449	6,279.24	12/06/2019	INV	PD	street median maintenance
7511	22003947	12/01/2019	8062	12112019	291548	13,455.73	12/13/2019	INV	PD	street median maintenance
8931	22003947	12/31/2019	10351	01072020	291965	13,455.73	01/03/2020	INV	PD	street median maintenance
10403	22003947	02/01/2020	11878	020420	292543	13,455.73	02/07/2020	INV	PD	street median maintenance
11750	22003947	03/01/2020	13259	032020	293123	13,455.73	03/06/2020	INV	PD	street median maintenance
						62,511.50				
2830 GAYLORD BROS.										
1305	22001504	07/31/2019	1371	08122019	289001	13,875.22	08/09/2019	INV	PD	reader rails for exhibit
2843 GEMPLERS										
10313	22005544	01/22/2020	11784	020420	292503	112.98	02/07/2020	INV	PD	Post driver tools needed
2846 GENERAL MAILING & SHIPPING SYSTEM INC										
2103	22002228	08/19/2019	2204	082319	289446	224.60	08/23/2019	INV	PD	Library supplies to posta
2868 GALLS LLC										
97	22000770	06/14/2019	104	072219LO	288596	1,350.00	07/19/2019	INV	PD	Uniforms for CPD Staff FY
482	22020129	06/20/2019	513	072619LO	288743	107.38	07/26/2019	INV	PD	UNIFORM ITEMS FOR NEW EMS
481	22000486	06/27/2019	512	072619LO	288743	76.00	07/26/2019	INV	PD	Uniforms1-PD A/C & Patrol
167	22000486	07/01/2019	181	07192019	288574	76.10	07/19/2019	INV	PD	Uniforms1-PD A/C & Patrol
2370	22001298	07/24/2019	2478	09042019	289480	82.67	09/06/2019	INV	PD	BDU Pants Women's Khaki S
7046	22000486	07/25/2019	7581	11222019	291287	307.78	11/22/2019	INV	PD	Uniforms1-PD A/C & Patrol
2371	22001298	07/26/2019	2479	09042019	289480	41.33	09/06/2019	INV	PD	BDU Pants Women's Khaki S
1691	22001306	07/29/2019	1770	08162019	289140	1,330.82	08/16/2019	INV	PD	Police Academy Uniforms
2954	22020106	08/23/2019	3073	09202019	289752	52.48	09/20/2019	INV	PD	DRESS SHIRTS FOR SOME SHI
8220	22004496	11/30/2019	9632	12272019	291797	2,351.74	12/27/2019	INV	PD	Patrol training uniform/p
8222	22004597	12/02/2019	9634	12272019	291797	865.00	12/27/2019	INV	PD	K9 Uniforms
9622	22004597	01/03/2020	11064	01242020	292219	247.30	01/24/2020	INV	PD	K9 Uniforms
10264	22004597	12/21/2019	11735	020420	292502	296.76	02/07/2020	INV	PD	K9 Uniforms
10259	22005214	01/06/2020	11730	020420	292502	339.55	02/07/2020	INV	PD	K9 Uniforms for Judy Brak
10695	22005303	01/12/2020	12181	021420	292704	304.53	02/14/2020	INV	PD	Replace broken siren on F
11291	22005214	01/21/2020	12787	022520	292922	368.91	02/28/2020	INV	PD	K9 Uniforms for Judy Brak
						8,198.35				
2925 GOSERCO, INC.										
270	22000914	07/01/2019	289	072519LO	288714	7,719.90	07/26/2019	INV	PD	Audio Log Maintenance Yea
2932 GOPHER SPORT										
11208	22005845	01/10/2020	12701	022120	292848	469.80	02/21/2020	INV	PD	Patron activities
11210	22005845	02/10/2020	12705	022120	292848	554.16	02/21/2020	INV	PD	Patron activities
						1,023.96				
2933 GRAINGER										
4729	22003478	10/04/2019	4926	10162019	290424	121.20	10/18/2019	INV	PD	Replace caution sign on j
291	22000777	07/09/2019	310	072519LO	288715	184.02	07/26/2019	INV	PD	Recoil Starter
332	22001024	07/12/2019	355	072519LO	288715	48.25	07/26/2019	INV	PD	Thermostats for DE wells
3670	22001099	07/16/2019	3801	09302019	290044	681.72	09/27/2019	INV	PD	Supplies for the Radio Sh

DOCUMENT	P.O.	INV DATE	VOUCHER	CHECK RUN	CHECK #	INVOICE NET	DUE DATE	TYPE	STS	INVOICE DESCRIPTION
267	22001378	07/18/2019	287	072519LO	288715	75.52	07/26/2019	INV	PD	PROTECT FIRE HYDRANT @ TA
722	22001444	07/19/2019	755	08022019	288878	351.22	08/02/2019	INV	PD	Lexan sheet for bus stop
732	22001565	07/23/2019	768	08022019	288878	151.04	08/02/2019	INV	PD	PROTECT FIRE HYDRANT @ TA
3724	22001556	07/23/2019	3856	09302019	290044	324.38	09/27/2019	INV	PD	MISC MATERIALS NEEDED FOR
9388	22001605	07/23/2019	10822	01212020	292134	248.00	01/17/2020	INV	PD	12 VOLT FANS FOR DRIVERS
576	22001579	07/25/2019	608	073119	288802	71.96	07/31/2019	INV	PD	material to clean PRV Hoo
987	22001634	07/25/2019	1042	08082019	288954	845.67	08/09/2019	INV	PD	Underground mag line loca
3723	22001639	07/25/2019	3855	09302019	290044	20.28	09/27/2019	INV	PD	WHEELS NEEDED FOR CEMETER
3718	22001684	07/25/2019	3850	09302019	290044	375.41	09/27/2019	INV	PD	8" 180 degree straight cu
3959	22001811	07/30/2019	4097	10042019	290154	817.67	10/04/2019	INV	PD	replace service tools,glo
1289	22001854	08/01/2019	1353	08122019	289002	284.05	08/09/2019	INV	PD	Computer Stand for Truck
2297	22001903	08/02/2019	2404	08302019	289352	202.74	08/30/2019	INV	PD	Sprayer For Weed Control
1497	22002067	08/09/2019	1572	08162019	289141	182.52	08/16/2019	INV	PD	Replace Stock - PTFE Tape
6270	22002059	08/12/2019	6787	11122019	291001	76.17	11/08/2019	INV	PD	fan motor assembly
2024	22002213	08/15/2019	2118	082319	289447	496.33	08/23/2019	INV	PD	Replacement Sump pump and
3813	22002240	08/15/2019	3949	09302019	290044	314.32	09/27/2019	INV	PD	Tools for Vacuum Truck To
2295	22002286	08/19/2019	2403	08302019	289352	77.06	08/30/2019	INV	PD	replace service tool for
9404	22002531	08/29/2019	10838	01212020	292134	259.17	01/17/2020	INV	PD	SAFETY AND CONTAINMENT SU
12117	22002531	08/30/2019	13634	031320	293300	5,550.05	03/13/2020	INV	PD	SAFETY AND CONTAINMENT SU
9387	22002531	08/30/2019	10821	01212020	292134	1,737.23	01/17/2020	INV	PD	SAFETY AND CONTAINMENT SU
3011	22002681	09/04/2019	3130	09202019	289757	202.74	09/20/2019	INV	PD	Sprayer for Foliage Contr
3385	22002701	09/05/2019	3513	09202019	289757	143.98	09/20/2019	INV	PD	Water Pumps for Evap Cool
9392	22002531	09/06/2019	10826	01212020	292134	1,961.60	01/17/2020	INV	PD	SAFETY AND CONTAINMENT SU
3060	22002240	09/09/2019	3181	09202019	289757	208.96	09/20/2019	INV	PD	Tools for Vacuum Truck To
3073	22002802	09/10/2019	3195	09202019	289757	144.00	09/20/2019	INV	PD	Inverter
3357	22002817	09/10/2019	3485	09202019	289757	447.47	09/20/2019	INV	PD	4-Channel wireless camera
3450	22002897	09/16/2019	3579	09242019	289885	31.08	09/20/2019	INV	PD	material to repair irriga
6830	22002969	09/17/2019	7358	11222019	291170	336.45	11/22/2019	INV	PD	SAFETY SUPPLIES FOR SHOP
6815	22002969	09/17/2019	7342	11222019	291170	1,680.37	11/22/2019	INV	PD	SAFETY SUPPLIES FOR SHOP
3434	22002989	09/17/2019	3563	09242019	289885	391.14	09/20/2019	INV	PD	Replace coffee pot
6821	22002969	09/17/2019	7347	11222019	291170	67.20	11/22/2019	INV	PD	SAFETY SUPPLIES FOR SHOP
6827	22002969	09/17/2019	7355	11222019	291170	1,569.24	11/22/2019	INV	PD	SAFETY SUPPLIES FOR SHOP
3994	22003003	09/18/2019	4134	10042019	290154	56.40	10/04/2019	INV	PD	Batteries For Locators
6831	22002969	09/18/2019	7359	11222019	291170	157.00	11/22/2019	INV	PD	SAFETY SUPPLIES FOR SHOP
6832	22002969	09/18/2019	7360	11222019	291170	9.69	11/22/2019	INV	PD	SAFETY SUPPLIES FOR SHOP
6833	22002969	09/20/2019	7361	11222019	291170	60.88	11/22/2019	INV	PD	SAFETY SUPPLIES FOR SHOP
3834	22003100	09/20/2019	3971	09302019	290044	21.60	09/27/2019	INV	PD	Decanter for new coffee p
6813	22002969	09/23/2019	7339	11222019	291170	207.60	11/22/2019	INV	PD	SAFETY SUPPLIES FOR SHOP
3965	22003125	09/23/2019	4103	10042019	290154	1,533.90	10/04/2019	INV	PD	To repair Airport Well
6812	22002969	09/25/2019	7338	11222019	291170	247.84	11/22/2019	INV	PD	SAFETY SUPPLIES FOR SHOP
4890	22003268	09/27/2019	5367	10162019	290424	115.40	10/18/2019	INV	PD	shovels for service truck
4728	22003342	09/30/2019	4925	10162019	290424	493.62	10/18/2019	INV	PD	To repair Water Wells
6834	22003378	10/03/2019	7362	11222019	291170	266.19	11/22/2019	INV	PD	SHOP SUPPLIES FOR OSHA IN
6835	22003378	10/03/2019	7363	11222019	291170	94.48	11/22/2019	INV	PD	SHOP SUPPLIES FOR OSHA IN
6836	22003378	10/03/2019	7364	11222019	291170	437.95	11/22/2019	INV	PD	SHOP SUPPLIES FOR OSHA IN
4882	22003471	10/03/2019	5359	10162019	290424	378.42	10/18/2019	INV	PD	Hip Boots For Water Servi
4739	22003133	10/04/2019	4936	10162019	290424	386.94	10/18/2019	INV	PD	flashlights for service t
7027	22003489	10/04/2019	7562	11222019	291288	192.20	11/22/2019	INV	PD	SUPPLIES FOR THE COMMUNIT
4902	22003490	10/04/2019	5379	10172019	290459	81.40	10/18/2019	INV	PD	pump for oil transfer in
4903	22003491	10/04/2019	5380	10172019	290459	157.02	10/18/2019	INV	PD	squeegee for chlorinator
7028	22003489	10/04/2019	7563	11222019	291288	608.02	11/22/2019	INV	PD	SUPPLIES FOR THE COMMUNIT
7270	22003602	10/11/2019	7812	12032019	291418	344.04	12/06/2019	INV	PD	REPLACE ITEMS ON LUBE WAG
7279	22003602	10/11/2019	7823	12032019	291418	449.40	12/06/2019	INV	PD	REPLACE ITEMS ON LUBE WAG
5227	22003631	10/11/2019	5713	10212019	290526	40.22	10/18/2019	INV	PD	Cutting wheel and hose cl
6787	22003630	10/14/2019	7313	11222019	291170	449.12	11/22/2019	INV	PD	Supplies for Electrical D

DOCUMENT	P.O.	INV DATE	VOUCHER	CHECK RUN	CHECK #	INVOICE NET	DUE DATE	TYPE	STS	INVOICE DESCRIPTION
5821	22003713	10/16/2019	6318	10312019	290786	51.65	10/31/2019	INV	PD	REFILL FIRST AID KITS IN
9381	22003747	10/18/2019	10815	01212020	292134	24.32	01/17/2020	INV	PD	MATERIALS FOR HYD HOSE CR
9380	22003747	10/18/2019	10814	01212020	292134	70.23	01/17/2020	INV	PD	MATERIALS FOR HYD HOSE CR
6402	22003855	10/22/2019	6921	11142019	291052	752.00	11/15/2019	INV	PD	SUPPLIES FOR SIGNS IN STR
6403	22003855	10/22/2019	6922	11142019	291052	811.00	11/15/2019	INV	PD	SUPPLIES FOR SIGNS IN STR
5725	22003857	10/23/2019	6221	10312019	290786	80.57	10/31/2019	INV	PD	Epoxy coating for valves
5726	22003839	10/23/2019	6222	10312019	290786	110.80	10/31/2019	INV	PD	replace damaged diesel ca
5727	22003856	10/23/2019	6223	10312019	290786	100.08	10/31/2019	INV	PD	tools for service truck
9384	22003713	10/25/2019	10818	01212020	292134	408.58	01/17/2020	INV	PD	REFILL FIRST AID KITS IN
6260	22003994	10/28/2019	6777	11122019	291001	229.99	11/08/2019	INV	PD	TOOLS FOR STREET DEPT
6113	22003976	10/28/2019	6627	110719	290920	1,390.90	11/08/2019	INV	PD	Locators for water dept
6107	22004039	10/30/2019	6621	110719	290920	267.40	11/08/2019	INV	PD	Need lock out tags per OS
6396	22004052	10/31/2019	6915	11142019	291052	295.11	11/15/2019	INV	PD	Boots for PPE
6105	22004071	10/31/2019	6619	110719	290920	243.41	11/08/2019	INV	PD	Supplies for sign shop
6104	22004113	11/01/2019	6618	110719	290920	583.24	11/08/2019	INV	PD	Tools for sign shop
9382	22004145	11/07/2019	10816	01212020	292134	277.47	01/17/2020	INV	PD	MATERIAL NEEDED FOR WELDI
6797	22004233	11/08/2019	7323	11222019	291170	81.87	11/22/2019	INV	PD	Materials for sign shop
7132	22004118	11/08/2019	7671	11262019	291342	52.68	11/29/2019	INV	PD	restock tool room - scrat
7131	22004269	11/12/2019	7670	11262019	291342	148.04	11/29/2019	INV	PD	replace tire inflator @wa
6800	22004364	11/15/2019	7326	11222019	291170	65.52	11/22/2019	INV	PD	DEF Fluid for Solid Waste
9564	22004415	11/19/2019	11002	01212020	292134	71.66	01/17/2020	INV	PD	replace grinder stand
7230	22004417	11/20/2019	7771	12032019	291418	521.64	12/06/2019	INV	PD	Safety Items signage and
7302	22004463	11/21/2019	7847	12032019	291418	841.05	12/06/2019	INV	PD	SUPPLIES FOR ELECTRICAL D
8158	22004484	11/21/2019	9569	12202019	291706	328.49	12/20/2019	INV	PD	Safety supplies for sign
7435	22004417	11/25/2019	7985	12062019	291488	354.52	12/06/2019	INV	PD	Safety Items signage and
8796	22004450	11/26/2019	10213	01072020	291893	1,047.43	01/03/2020	INV	PD	SAFETY ITEMS REQUIRED BY
9401	22004585	11/27/2019	10835	01212020	292134	282.28	01/17/2020	INV	PD	OSHA SIGNAGE /BATTERY UNI
7855	22004602	12/02/2019	8687	12202019	291706	182.85	12/20/2019	INV	PD	shackles for various serv
10639	22004603	12/02/2019	12123	021420	292706	333.42	02/14/2020	INV	PD	Blower/Vacuum for various
9394	22004585	12/03/2019	10828	01212020	292134	67.52	01/17/2020	INV	PD	OSHA SIGNAGE /BATTERY UNI
9393	22004585	12/03/2019	10827	01212020	292134	128.45	01/17/2020	INV	PD	OSHA SIGNAGE /BATTERY UNI
8170	22004642	12/03/2019	9581	12202019	291706	437.28	12/20/2019	INV	PD	Repair Chlorinator
8157	22004637	12/03/2019	9568	12202019	291706	83.70	12/20/2019	INV	PD	Supplies for sign shop
7854	22004638	12/04/2019	8686	12202019	291706	142.56	12/20/2019	INV	PD	Boots for PPE
8169	22004734	12/06/2019	9580	12202019	291706	141.90	12/20/2019	INV	PD	To clean Ice Machine
9396	22004585	12/09/2019	10830	01212020	292134	54.49	01/17/2020	INV	PD	OSHA SIGNAGE /BATTERY UNI
7858	22004793	12/10/2019	8690	12202019	291706	73.97	12/20/2019	INV	PD	Restock Warehouse
8171	22004885	12/12/2019	9582	12202019	291706	596.52	12/20/2019	INV	PD	Tool for the Irrigation D
9645	22005002	12/18/2019	11089	01242020	292221	695.26	01/24/2020	INV	PD	flashlights & spotlights
9169	22004995	12/18/2019	10592	01102020	291993	445.72	01/10/2020	INV	PD	Ice machine filter system
9562	22005021	12/19/2019	11000	01212020	292134	224.48	01/17/2020	INV	PD	replace fuel cans @Golfco
9160	22005031	12/19/2019	10583	01102020	291993	1,440.27	01/10/2020	INV	PD	Security system camera fo
9644	22005065	12/20/2019	11088	01242020	292221	214.14	01/24/2020	INV	PD	replace batteries for too
9640	22005087	12/20/2019	11084	01242020	292221	78.16	01/24/2020	INV	PD	replace air hose on spray
9614	22005082	12/26/2019	11056	01242020	292221	1,440.27	01/24/2020	INV	PD	NETWORK VIDEO RECORDER KI
9826	22004943	12/26/2019	11277	012820	292314	615.58	01/31/2020	INV	PD	Supplies & Equip-Center M
9825	22004943	12/27/2019	11276	012820	292314	906.91	01/31/2020	INV	PD	Supplies & Equip-Center M
9361	22005151	12/30/2019	10795	01212020	292134	144.42	01/17/2020	INV	PD	shirts for employee
10185	22005185	12/31/2019	11655	01312020	292407	14.94	01/31/2020	INV	PD	Hang signs per OSHA
10289	22005204	01/02/2020	11761	020420	292504	152.31	02/07/2020	INV	PD	Lock out Station for ware
12415	22004943	01/03/2020	13938	031720	293383	493.46	03/17/2020	INV	PD	Supplies & Equip-Center M
10381	22005245	01/07/2020	11855	020420	292504	646.63	02/07/2020	INV	PD	SEDIMENT DRAIN FOR LAPIDA
10291	22004098	01/08/2020	11763	020420	292504	89.40	02/07/2020	INV	PD	uniform shirts for city e
10195	22005252	01/08/2020	11665	01312020	292407	473.00	01/31/2020	INV	PD	storage totes for supplie
10194	22005252	01/08/2020	11664	01312020	292407	328.70	01/31/2020	INV	PD	storage totes for supplie

DOCUMENT	P.O.	INV DATE	VOUCHER	CHECK RUN	CHECK #	INVOICE NET	DUE DATE	TYPE	STS	INVOICE DESCRIPTION
10172	22004682	01/10/2020	11642	01312020	292407	1,723.08	01/31/2020	INV	PD	Guardrail Safety System I
10203	22005351	01/10/2020	11673	020420	292504	96.48	02/07/2020	INV	PD	Replace microphone for ve
10237	22005400	01/14/2020	11708	020420	292504	21.60	02/07/2020	INV	PD	Decanter for coffee pot
10189	22005442	01/14/2020	11659	01312020	292407	18.27	01/31/2020	INV	PD	Refill First Aid Kit at P
11115	22005511	01/16/2020	12608	022120	292849	823.01	02/21/2020	INV	PD	VARIOUS ITEMS SAFETY SHOP
10270	22005515	01/16/2020	11741	020420	292504	52.76	02/07/2020	INV	PD	tool bag for unit 15302
10272	22005546	01/17/2020	11743	020420	292504	46.89	02/07/2020	INV	PD	batteries for locator & f
10271	22005545	01/17/2020	11742	020420	292504	35.78	02/07/2020	INV	PD	replace dust mop heads
10269	22005562	01/21/2020	11740	020420	292504	269.37	02/07/2020	INV	PD	shirts for employees
11495	22005601	01/22/2020	12998	022820	292998	109.92	02/28/2020	INV	PD	Fuses needed for the Wate
10274	22005562	01/23/2020	11745	020420	292504	105.12	02/07/2020	INV	PD	shirts for employees
10273	22005562	01/27/2020	11744	020420	292504	331.98	02/07/2020	INV	PD	shirts for employees
10190	22005678	01/27/2020	11660	01312020	292407	27.14	01/31/2020	INV	PD	Tool to tighten down manh
11172	22005766	01/30/2020	12666	022120	292849	288.00	02/21/2020	INV	PD	Invert-er for fire engine
10667	22005805	01/31/2020	12153	021420	292706	69.22	02/14/2020	INV	PD	towels to refill dispense
10702	22005594	02/04/2020	12188	021420	292706	635.82	02/14/2020	INV	PD	CAMERAS FOR CONVINCE STAT
11548	22005969	02/06/2020	13053	022820	292998	64.51	02/28/2020	INV	PD	material for various repa
11474	22006047	02/11/2020	12976	022820	292998	240.42	02/28/2020	INV	PD	LIFTING CHAINS FOR UNIT 6
11539	22006132	02/13/2020	13043	022820	292998	54.60	02/28/2020	INV	PD	Restock Warehouse - Safet
11553	22006145	02/13/2020	13058	022820	292998	21.48	02/28/2020	INV	PD	material to repair emerge
11550	22006155	02/13/2020	13055	022820	292998	46.89	02/28/2020	INV	PD	batteries for locators
12162	22006372	02/26/2020	13681	031320	293300	40.92	03/13/2020	INV	PD	grease for well 6
11792	22006414	02/27/2020	13301	030620	293139	30.62	03/06/2020	INV	PD	STORAGE CONTAINERS FOR TR
11791	22006480	02/28/2020	13300	030620	293139	102.10	03/06/2020	INV	PD	Materials for Community S
12182	22006434	03/02/2020	13700	031320	293300	332.20	03/13/2020	INV	PD	SUPPLIES NEEDED FOR GARAG
12711	22006661	03/11/2020	14244	032420	293522	96.69	03/27/2020	INV	PD	safety wire pliers
12403	22006745	03/12/2020	13926	031720	293383	57.28	03/17/2020	INV	PD	REFILL FIRST AID BOX IN G
12505	22006608	03/13/2020	14031	032020	293426	945.80	03/20/2020	INV	PD	Need to replace chain hoi
12506	22006809	03/16/2020	14032	032020	293426	338.80	03/20/2020	INV	PD	replace service flashligh
12699	22006840	03/17/2020	14232	032420	293522	73.24	03/27/2020	INV	PD	Restock Warehouse
						54,707.77				
2943 GRANT'S STEEL SASH DOOR & HARDWARE LLC										
73	22020026	06/19/2019	76	07192019	288615	5.00	07/19/2019	INV	PD	Replacement keys for City
11215	22005662	02/13/2020	12710	022120	292850	134.00	02/21/2020	INV	PD	Replace entry door handle
12085	22006396	03/03/2020	13602	031320	293301	10.00	03/13/2020	INV	PD	Additional keys for Room
12766	22006800	03/17/2020	14300	032720	293585	25.00	03/27/2020	INV	PD	Additional keys needed fo
12767	22006312	03/18/2020	14301	032720	293585	128.00	03/27/2020	INV	PD	Replacement cores for Pol
						302.00				
2947 GREER CONSTRUCTION, INC.										
10614	22002303	01/30/2020	12097	021420	292707	296.12	02/14/2020	INV	PD	Roof drain parts
2976 GUEST SERVICES INC.										
7111	22001735	09/10/2019	7649	11262019	291343	181.88	11/29/2019	INV	PD	Meal ticket for Duane Cun
3017 ORLANDO GARZA										
3559	22001464	09/17/2019	3688	09242019	289905	1,724.08	09/27/2019	INV	PD	Herbacides for Cemetery J
7512	22001464	12/04/2019	8063	12112019	291524	470.08	12/13/2019	INV	PD	Herbacides for Cemetery J
10763	22001464	02/05/2020	12250	021420	292742	1,029.39	02/14/2020	INV	PD	Herbacides for Cemetery J
10762	22001464	02/05/2020	12249	021420	292742	1,380.83	02/14/2020	INV	PD	Herbacides for Cemetery J

DOCUMENT	P.O.	INV DATE	VOUCHER	CHECK RUN	CHECK #	INVOICE NET	DUE DATE	TYPE	STS	INVOICE DESCRIPTION
7513	22001464	12/04/2019	8064	12112019	291524	100.08	12/13/2019	INV	PD	Herbacides for Cemetery J
2426	22001463	08/30/2019	2537	09042019	289492	34,893.39	09/06/2019	INV	PD	Groundskeeping& open/clos
2432	22001998	08/31/2019	2544	09042019	289492	10,722.26	09/06/2019	INV	PD	Median maintenance contra
12361	22001463	12/31/2019	13881	WIRE_001	2918231	34,893.39	01/31/2020	DIR	PD	Groundskeeping& open/clos
11771	22001463	02/28/2020	13280	032020	293113	34,893.39	03/06/2020	INV	PD	Groundskeeping& open/clos
10891	22005314	02/06/2020	12380	021420	292742	559.76	02/14/2020	INV	PD	install bubblers for tree
10892	22005314	01/24/2020	12381	021420	292742	1,627.60	02/14/2020	INV	PD	install bubblers for tree
10046	22001463	01/31/2020	11511	01312020	292432	34,893.39	01/31/2020	INV	PD	Groundskeeping& open/clos
1040	22001998	07/31/2019	1097	08082019	288969	10,722.26	08/09/2019	INV	PD	Median maintenance contra
634	22001463	07/31/2019	666	073119	288826	32,415.00	07/31/2019	INV	PD	Groundskeeping& open/clos
667	22000568	06/28/2019	699		288540	10,722.26	07/31/2019	DIR	PD	SERVICE OF MEDIANS BYWAYS
670	22000651	06/28/2019	702		2885401	32,415.00	07/31/2019	DIR	PD	185640-GROUNDSKEEPING SER
7289	22001463	11/29/2019	7833	12032019	291432	34,893.39	12/06/2019	INV	PD	Groundskeeping& open/clos
6006	22001998	10/14/2019	6517	110419	290876	4,646.01	11/08/2019	INV	PD	Median maintenance contra
6001	22001463	10/31/2019	6512	110419	290876	34,893.39	11/08/2019	INV	PD	Groundskeeping& open/clos
3988	22001998	09/30/2019	4127	10042019	290185	10,722.26	10/04/2019	INV	PD	Median maintenance contra
2412	22001464	09/03/2019	2523	09042019	289492	782.28	09/06/2019	INV	PD	Herbacides for Cemetery J
3915	22001463	09/30/2019	4053	10012019	290086	34,893.39	10/04/2019	INV	PD	Groundskeeping& open/clos
						364,292.88				
3021 GUY LUTMAN ENTERPRISES										
12054	22003765	10/28/2019	13571	031020	293197	94.00	03/10/2020	INV	PD	DECALS FOR NEW ROLL OFF U
10464	22005758	02/05/2020	11942	021120	292640	570.00	02/07/2020	INV	PD	Water department door sti
12994	22006454	03/05/2020	14536	03312020	293669	141.00	03/31/2020	INV	PD	LOGOS FOR NEW UNITS 16332
						805.00				
3030 HACH COMPANY										
4447	22002414	08/23/2019	4614	10112019	290332	209.99	10/11/2019	INV	PD	Reagents for EPA/NMED Com
7097	22004023	10/30/2019	7635	11262019	291344	448.03	11/29/2019	INV	PD	Reagents for required NME
11504	22005512	01/23/2020	13008	022820	292999	382.17	02/28/2020	INV	PD	Reagents needed for NMED/
11493	22005512	01/31/2020	12996	022820	292999	460.70	02/28/2020	INV	PD	Reagents needed for NMED/
						1,500.89				
3050 HALL MACHINE										
1698	22001168	07/13/2019	1777	08162019	289142	135.00	08/16/2019	INV	PD	Material for solar panel
1286	22001829	08/01/2019	1351	08122019	289003	24.08	08/09/2019	INV	PD	8 ft. of 1/4" x 3" x 3" A
3162	22002115	08/12/2019	3286	09202019	289758	118.80	09/20/2019	INV	PD	Materials to build steps
1597	22002010	08/14/2019	1674	08162019	289142	58.48	08/16/2019	INV	PD	To repair Hi Lonesome PRV
2729	22002516	08/27/2019	2845	09122019	289582	44.10	09/13/2019	INV	PD	MATERIALS TO BUILD METER
3167	22002610	09/03/2019	3292	09202019	289758	135.05	09/20/2019	INV	PD	TOP OF THE BEACH... CAPIT
2688	22002578	09/05/2019	2804	09122019	289582	683.28	09/13/2019	INV	PD	Tire Rack Quote 8/27/20 G
3093	22002727	09/10/2019	3215	09202019	289758	173.52	09/20/2019	INV	PD	Having Pin Made for Potas
3364	22002963	09/16/2019	3492	09202019	289758	207.11	09/20/2019	INV	PD	SUPPLIES FOR CONSTRUCTION
4232	22003239	09/25/2019	4392	10102019	290242	270.30	10/11/2019	INV	PD	3" Core Bit
5542	22003576	10/09/2019	6035	10252019	290713	305.60	10/25/2019	INV	PD	MATERIALS FOR INSIDE RAIL
7033	22004388	11/13/2019	7568	11222019	291289	17.67	11/22/2019	INV	PD	Supplies for Street Depar
6957	22004313	11/15/2019	7488	11222019	291289	5.07	11/22/2019	INV	PD	SUPPLIES FOR STREET DEPAR
9383	22004933	12/18/2019	10817	01212020	292135	319.48	01/17/2020	INV	PD	MATERIAL NEEDED FOR TIPPE
12045	22005296	01/13/2020	13562	031020	293198	163.20	03/10/2020	INV	PD	REPLACE DAMAGED RAIL AT S
12044	22005651	01/24/2020	13561	031020	293198	70.40	03/10/2020	INV	PD	FLAT BAR NEEDED FOR UNIT
10308	22005666	01/27/2020	11780	020420	292505	203.15	02/07/2020	INV	PD	Bolts for repairing boat
10980	22005939	02/06/2020	12473	021820	292785	939.52	02/21/2020	INV	PD	Steel for Caveman/Cavegir

DOCUMENT	P.O.	INV DATE	VOUCHER	CHECK RUN	CHECK #	INVOICE NET	DUE DATE	TYPE	STS	INVOICE DESCRIPTION
11158	22005970	02/06/2020	12652	022120	292852	300.45	02/21/2020	INV	PD	STAINLESS MATERIAL FOR FO
11284	22006205	02/18/2020	12780	022520	292923	253.75	02/28/2020	INV	PD	Materials for boat dock r
9360	22004696	12/05/2019	10794	01212020	292135	1,030.00	01/17/2020	INV	PD	A R PLATE FOR SHOOTING RA
7838	22004788	12/09/2019	8670	12202019	291707	342.56	12/20/2019	INV	PD	Repair at Double Eagle
						5,800.57				
3052 HALI-BRITE, INC.										
5557	22001659	07/30/2019	6050	10252019	290712	193.97	10/25/2019	INV	PD	Maintenance and repair to
3058 JAMES HAMILTON CONST. CO										
7039	22004457	02/17/2019	7574	11222019	291294	553.05	11/22/2019	INV	PD	material to fill excavati
5118	22000569	11/28/2018	5597	10172019	290468	576.78	10/18/2019	INV	PD	BASE COURSE FOR STREET DE
5509	22003858	06/23/2019	6001	10252019	290719	714.48	10/25/2019	INV	PD	material to fill excavati
12137	22006748	06/30/2019	13655	031320	293308	391.50	03/13/2020	INV	PD	Material to fill excavati
4891	22000693	07/14/2019	5368	10162019	290425	1,615.78	10/18/2019	INV	PD	Base Coarse
648	22000693	07/21/2019	680	073119	288806	195.11	07/31/2019	INV	PD	Base Coarse
3384	22000693	08/04/2019	3512	09202019	289764	602.12	09/20/2019	INV	PD	Base Coarse
4892	22001698	08/11/2019	5369	10162019	290425	1,667.43	10/18/2019	INV	PD	150 tons of base course (
5154	22002046	08/11/2019	5636	10172019	290468	1,753.44	10/18/2019	INV	PD	base coarse for gazebo to
2643	22000693	08/25/2019	2758	09122019	289590	863.55	09/13/2019	INV	PD	Base Coarse
2699	22000693	09/01/2019	2815	09122019	289590	876.25	09/13/2019	INV	PD	Base Coarse
5153	22003089	09/29/2019	5635	10172019	290468	1,128.72	10/18/2019	INV	PD	100 tons base course
4742	22003166	09/29/2019	5079	10162019	290425	190.80	10/18/2019	INV	PD	Material to Fill Waterlin
5194	22003166	10/06/2019	5677	10212019	290530	629.98	10/18/2019	INV	PD	Material to Fill Waterlin
10641	22003329	10/06/2019	12125	021420	292715	4,456.52	02/14/2020	INV	PD	Material for waterline re
10567	22003783	10/27/2019	12049	020720	292583	1,080.46	02/07/2020	INV	PD	Supplies for Street Depar
7037	22004112	11/10/2019	7572	11222019	291294	1,144.79	11/22/2019	INV	PD	100 tons base course
7129	22003166	11/10/2019	7668	11262019	291349	188.35	11/29/2019	INV	PD	Material to Fill Waterlin
8160	22004515	12/01/2019	9571	12202019	291711	1,126.83	12/20/2019	INV	PD	Base course for restroom
7853	22003166	12/08/2019	8685	12202019	291711	364.58	12/20/2019	INV	PD	Material to Fill Waterlin
8247	22003166	12/15/2019	9661	12272019	291806	492.68	12/27/2019	INV	PD	Material to Fill Waterlin
8892	22003166	12/22/2019	10310	01072020	291900	297.80	01/03/2020	INV	PD	Material to Fill Waterlin
10290	22003166	01/05/2020	11762	020420	292514	176.58	02/07/2020	INV	PD	Material to Fill Waterlin
10294	22005272	01/12/2020	11766	020420	292514	213.83	02/07/2020	INV	PD	material to repair Nelson
10275	22005367	01/19/2020	11746	020420	292514	509.01	02/07/2020	INV	PD	Base Coarse to fill repai
12147	22005367	02/02/2020	13664	031320	293308	687.55	03/13/2020	INV	PD	Base Coarse to fill repai
12504	22006051	03/08/2020	14030	032020	293432	2,104.02	03/20/2020	INV	PD	Material to Fill Excavati
						24,601.99				
3060 HAMILTON ROOFING CO. INC.										
9875	22002159	12/18/2019	11325	012820	292315	9,981.82	01/31/2020	INV	PD	Re-Roof Alanon Building
3113 HELLO DIRECT, INC										
309	22001230	07/16/2019	331	072519LO	288717	292.29	07/26/2019	INV	PD	Supplies for cashiers off
3140 HELENA AGRI-ENTERPRISES										
4212	22003108	09/24/2019	4371	10042019	290156	335.00	10/04/2019	INV	PD	Herbicide and HiLite
1721	22001478	07/19/2019	1800	08162019	289143	785.00	08/16/2019	INV	PD	Herbicides for weed contr
5150	22002520	08/27/2019	5631	10172019	290461	5,580.00	10/18/2019	INV	PD	perennial rye grass seed
4254	22002864	09/25/2019	4414	10102019	290243	1,820.00	10/11/2019	INV	PD	Herbicide for weed contro

DOCUMENT	P.O.	INV DATE	VOUCHER	CHECK RUN	CHECK #	INVOICE NET	DUE DATE	TYPE	STS	INVOICE DESCRIPTION
8844	22004807	12/11/2019	10261	01072020	291896	665.00	01/03/2020	INV	PD	Herbicide & Spray indicat
8234	22004886	12/12/2019	9647	12272019	291800	1,484.00	12/27/2019	INV	PD	Ranger Pro Herbicide and
10680	22005166	01/07/2020	12166	021420	292708	630.00	02/14/2020	INV	PD	spray indicator for golf
3845	22000516	06/15/2019	3982	09302019	290045	11,660.00	09/27/2019	INV	PD	188241-Liquid Chisel for
						22,959.00				
3159 HI LINE CO										
627	22000536	07/16/2019	659	073119	288803	610.36	07/31/2019	INV	PD	Hi Line Co P.O. 192024 su
1475	22001367	07/23/2019	1548	08162019	289144	389.10	08/16/2019	INV	PD	REFILL BULK BINS FOR VARI
1302	22001282	07/31/2019	1368	08122019	289005	615.68	08/09/2019	INV	PD	shop supplies for all PFA
3166	22001793	07/31/2019	3291	09202019	289760	423.21	09/20/2019	INV	PD	REFILL BULK BINS IN GARAG
2638	22001794	08/21/2019	2753	09122019	289584	369.62	09/13/2019	INV	PD	Nuts, Bolts, Screws, Wash
3715	22002818	09/11/2019	3847	09302019	290046	409.15	09/27/2019	INV	PD	REFILL BULK BINS IN GARAG
7681	22003151	09/25/2019	8236	12122019	291595	470.36	12/13/2019	INV	PD	REFILL BULK BINS IN GARAG
5344	22003492	10/09/2019	5830	10212019	290528	693.44	10/18/2019	INV	PD	restock,fastener,wire & s
9377	22003603	10/18/2019	10811	01212020	292136	417.35	01/17/2020	INV	PD	REFILL BULK BIN FOR VARIO
6216	22003707	10/22/2019	6732	11122019	291003	412.13	11/08/2019	INV	PD	Shop supplies for Transit
9378	22003891	10/25/2019	10812	01212020	292136	469.20	01/17/2020	INV	PD	REFILL BULK BINS IN GARAG
6977	22004146	11/07/2019	7511	11222019	291290	313.06	11/22/2019	INV	PD	REFILL BULK BINS IN GARAG
7300	22004177	11/18/2019	7844	12032019	291419	2,354.77	12/06/2019	INV	PD	Supplies for Electrical D
6839	22004258	11/19/2019	7367	11222019	291173	419.60	11/22/2019	INV	PD	Hardware (nuts, bolts, sc
8806	22004623	12/05/2019	10223	01072020	291897	433.19	01/03/2020	INV	PD	FASTENER REFILL FOR BULK
8804	22004694	12/05/2019	10221	01072020	291897	271.00	01/03/2020	INV	PD	REPLACEMENT FUEL LINE FOR
10118	22005190	01/10/2020	11585	01312020	292410	700.81	01/31/2020	INV	PD	SUPPLIES FOR THE RADIO SH
12175	22005117	01/31/2020	13693	031320	293302	366.56	03/13/2020	INV	PD	REFILL BULK BINS GARAGE S
12398	22005054	02/17/2020	13920	031720	293385	576.55	03/17/2020	INV	PD	pfa shop supplies restock
11668	22006177	02/24/2020	13175	032020	293098	492.28	03/06/2020	INV	PD	REFILL BULK BINS IN GARAG
12110	22006455	03/03/2020	13627	031320	293302	179.07	03/13/2020	INV	PD	O-rings,Connectors,Hitch
						11,386.49				
3174 HINKLE SHANOR LLP										
1413	22000946	07/22/2019	1484	08162019	289145	3,981.27	08/16/2019	INV	PD	Gen Legal Services-Small
1420	22000946	07/19/2019	1493	08162019	289145	2,053.15	08/16/2019	INV	PD	Gen Legal Services-Small
2652	22000946	08/23/2019	2767	09122019	289585	43.13	09/13/2019	INV	PD	Gen Legal Services-Small
2648	22000946	08/21/2019	2763	09122019	289585	3,664.04	09/13/2019	INV	PD	Gen Legal Services-Small
2650	22000946	08/21/2019	2765	09122019	289585	310.56	09/13/2019	INV	PD	Gen Legal Services-Small
2651	22000946	08/21/2019	2766	09122019	289585	764.96	09/13/2019	INV	PD	Gen Legal Services-Small
3838	22000946	09/19/2019	3975	09302019	290047	3,391.40	09/27/2019	INV	PD	Gen Legal Services-Small
5646	22000946	10/15/2019	6142	10252019	290715	280.37	10/25/2019	INV	PD	Gen Legal Services-Small
5826	22000946	10/18/2019	6323	10312019	290788	2,286.79	10/31/2019	INV	PD	Gen Legal Services-Small
5645	22000946	10/15/2019	6141	10252019	290715	1,670.99	10/25/2019	INV	PD	Gen Legal Services-Small
7101	22000946	11/19/2019	7639	11262019	291346	2,350.77	11/29/2019	INV	PD	Gen Legal Services-Small
7100	22000946	11/21/2019	7638	11262019	291346	1,999.23	11/29/2019	INV	PD	Gen Legal Services-Small
9569	22000946	12/13/2019	11007	01212020	292137	541.40	01/17/2020	INV	PD	Gen Legal Services-Small
9567	22000946	12/13/2019	11005	01212020	292137	129.40	01/17/2020	INV	PD	Gen Legal Services-Small
9568	22000946	12/22/2019	11006	01212020	292137	1,908.65	01/17/2020	INV	PD	Gen Legal Services-Small
10337	22000946	01/16/2020	11809	020420	292507	64.70	02/07/2020	INV	PD	Gen Legal Services-Small
10335	22000946	01/16/2020	11807	020420	292507	767.83	02/07/2020	INV	PD	Gen Legal Services-Small
10338	22000946	01/20/2020	11810	020420	292507	604.37	02/07/2020	INV	PD	Gen Legal Services-Small
11490	22000946	02/21/2020	12993	022820	293000	1,035.20	02/28/2020	INV	PD	Gen Legal Services-Small
11487	22000946	02/21/2020	12990	022820	293000	918.80	02/28/2020	INV	PD	Gen Legal Services-Small
11488	22000946	02/21/2020	12991	022820	293000	150.97	02/28/2020	INV	PD	Gen Legal Services-Small
11489	22000946	02/21/2020	12992	022820	293000	86.27	02/28/2020	INV	PD	Gen Legal Services-Small

DOCUMENT	P.O.	INV DATE	VOUCHER	CHECK RUN	CHECK #	INVOICE NET	DUE DATE	TYPE	STS	INVOICE DESCRIPTION
12089	22000946	02/05/2020	13606	031320	293303	64.70	03/13/2020	INV	PD	Gen Legal Services-Small
13067	22002519	03/17/2020	14611	03312020	293672	9,705.00	03/31/2020	INV	PD	Consultation on Updates t
						38,773.95				
3198 HOBBS NEWS-SUN INC										
7110	22001073	09/06/2019	7648	11262019	291347	2,599.95	11/29/2019	INV	PD	2019 Oil-Gas Summit Ads
3954	22003269	09/16/2019	4092	10042019	290157	210.00	10/04/2019	INV	PD	Hobbs New Sun Annual Rene
						2,809.95				
3320 HYDRA-STOP, INC.										
5464	22003270	10/08/2019	5956	10252019	290716	2,855.25	10/25/2019	INV	PD	Parts for Hydra-Stop Tapp
10551	22004301	12/12/2019	12031	020720	292579	8,211.00	02/07/2020	INV	PD	1 LD Large Hydraulic Cyli
						11,066.25				
3344 CONSOLIDATED FLEET SERV										
7403	22002738	11/18/2019	7952	12062019	291479	2,406.40	12/06/2019	INV	PD	Annual ladder testing
3401 IAFC-SOUTHWESTERN DIV										
8224	22005075	12/23/2019	9636	12272019	291801	1,172.00	12/27/2019	INV	PD	IAFC Memberships 2/1/20 -
3406 LOGIN/IACP NET										
4539	22003312	08/14/2019	4709	10112019	290340	875.00	10/11/2019	INV	PD	IACP Net Subscriber Dues
3408 IDEXX DISTRIBUTION INC.										
699	22000955	07/11/2019	732	08022019	288879	2,104.05	08/02/2019	INV	PD	Supplies needed for requi
6389	22003875	10/23/2019	6908	11142019	291054	2,104.05	11/15/2019	INV	PD	Supplies needed for NMED/
10371	22005315	01/09/2020	11845	020420	292510	2,229.55	02/07/2020	INV	PD	Sampling supplies needed
12389	22006042	02/11/2020	13911	031720	293386	2,063.65	03/17/2020	INV	PD	Supplies needed for NMED/
12390	22006042	02/11/2020	13912	031720	293386	18.11	03/17/2020	INV	PD	Supplies needed for NMED/
11494	22006243	02/20/2020	12997	022820	293001	2,292.41	02/28/2020	INV	PD	Supplies needed for NMED/
						10,811.82				
3410 IBM CORPORATION										
176	22000694	07/01/2019	190	07192019	288575	226.56	07/19/2019	INV	PD	Annual IBM Requisition
182	22000912	07/01/2019	196	07192019	288575	475.14	07/19/2019	INV	PD	Annual Agreement FY 2019-
177	22000694	07/01/2019	191	07192019	288575	185.00	07/19/2019	INV	PD	Annual IBM Requisition
184	22000694	07/01/2019	198	07192019	288575	488.77	07/19/2019	INV	PD	Annual IBM Requisition
2353	22000912	08/01/2019	2461	08302019	289353	226.56	08/30/2019	INV	PD	Annual Agreement FY 2019-
2352	22000694	08/01/2019	2460	08302019	289353	475.14	08/30/2019	INV	PD	Annual IBM Requisition
2355	22002314	08/01/2019	2463	08302019	289353	185.00	08/30/2019	INV	PD	Off Lease Buy Out of Equi
2350	22000694	08/01/2019	2458	08302019	289353	488.77	08/30/2019	INV	PD	Annual IBM Requisition
2679	22002314	09/01/2019	2795	09122019	289586	135.90	09/13/2019	INV	PD	Off Lease Buy Out of Equi
2677	22000912	09/01/2019	2793	09122019	289586	285.08	09/13/2019	INV	PD	Annual Agreement FY 2019-
2678	22000912	09/01/2019	2794	09122019	289586	110.00	09/13/2019	INV	PD	Annual Agreement FY 2019-
2680	22000694	09/01/2019	2796	09122019	289586	293.24	09/13/2019	INV	PD	Annual IBM Requisition
7434	22002314	10/01/2019	7984	12062019	291489	144.00	12/06/2019	INV	PD	Off Lease Buy Out of Equi
7465	22002314	10/01/2019	8014	12062019	291489	4,078.00	12/06/2019	INV	PD	Off Lease Buy Out of Equi
7432	22002314	10/01/2019	7982	12062019	291489	120.00	12/06/2019	INV	PD	Off Lease Buy Out of Equi

DOCUMENT	P.O.	INV DATE	VOUCHER	CHECK RUN	CHECK #	INVOICE NET	DUE DATE	TYPE	STS	INVOICE DESCRIPTION
7428	22002314	10/01/2019	7978	12062019	291489	709.00	12/06/2019	INV	PD	Off Lease Buy Out of Equi
						8,626.16				
3414 IIMC										
10843	22006146	02/13/2020	12330	021420	292710	115.00	02/14/2020	INV	PD	CMC Certification
3417 IPMA-HR										
12996	22006624	03/05/2020	14540	03312020	293675	847.00	03/31/2020	INV	PD	Firefighter Tests
3427 ICOM AMERICA, INC.										
5177	22001338	07/29/2019	5659	10172019	290462	1,393.00	10/18/2019	INV	PD	Aviation Radio for unit 1
3432 IMSA										
2654	22001351	07/29/2019	2769	09122019	289587	70.00	09/13/2019	INV	PD	IMSA CERTIFICATE RENEWAL
3451 INDUSTRIAL ELECTRIC MOTORS INC										
6888	22004385	11/18/2019	7417	11222019	291291	194.38	11/22/2019	INV	PD	Blower Motor and mounting
8246	22004970	12/19/2019	9660	12272019	291802	233.21	12/27/2019	INV	PD	Repair Chlorine Building
12769	22006627	03/11/2020	14303	032720	293587	1,799.56	03/27/2020	INV	PD	replacement motor
						2,227.15				
3465 INGRAM LIBRARY SERVICES										
8889	22003673	10/24/2019	10306	01072020	291898	61.06	01/03/2020	INV	PD	ANF Books for Collection
2970	22002532	09/04/2019	3088	09202019	289761	124.94	09/20/2019	INV	PD	Books for children's coll
3458	22002532	09/06/2019	3587	09242019	289888	1,131.11	09/20/2019	INV	PD	Books for children's coll
4239	22002532	09/19/2019	4399	10102019	290245	24.63	10/11/2019	INV	PD	Books for children's coll
4579	22002532	09/25/2019	4750	10112019	290333	21.45	10/11/2019	INV	PD	Books for children's coll
4577	22003068	09/27/2019	4748	10112019	290333	425.51	10/11/2019	INV	PD	Books for youth collectio
5325	22003271	10/03/2019	5811	10212019	290529	12.51	10/18/2019	INV	PD	Books for youth collectio
5525	22003068	10/07/2019	6017	10252019	290717	10.66	10/25/2019	INV	PD	Books for youth collectio
5527	22003271	10/07/2019	6019	10252019	290717	199.46	10/25/2019	INV	PD	Books for youth collectio
5563	22003493	10/11/2019	6056	10252019	290717	212.87	10/25/2019	INV	PD	Adult Fiction Books
5487	22003493	10/15/2019	5979	10252019	290717	288.12	10/25/2019	INV	PD	Adult Fiction Books
5486	22003493	10/15/2019	5978	10252019	290717	100.27	10/25/2019	INV	PD	Adult Fiction Books
5885	22003068	10/17/2019	6383	10312019	290789	10.66	10/31/2019	INV	PD	Books for youth collectio
5886	22003271	10/17/2019	6384	10312019	290789	5.08	10/31/2019	INV	PD	Books for youth collectio
5887	22003567	10/17/2019	6385	10312019	290789	1,419.47	10/31/2019	INV	PD	Books for youth collectio
5815	22003567	10/18/2019	6312	10312019	290789	281.90	10/31/2019	INV	PD	Books for youth collectio
5811	22003567	10/22/2019	6308	10312019	290789	14.99	10/31/2019	INV	PD	Books for youth collectio
5813	22003567	10/22/2019	6310	10312019	290789	7.90	10/31/2019	INV	PD	Books for youth collectio
8891	22003673	10/22/2019	10309	01072020	291898	854.37	01/03/2020	INV	PD	ANF Books for Collection
7392	22003674	10/22/2019	7940	12122019	291596	590.08	12/06/2019	INV	PD	ANF Books for Collection
7394	22003674	10/22/2019	7944	12122019	291596	16.55	12/06/2019	INV	PD	ANF Books for Collection
7388	22003674	10/23/2019	7936	12122019	291596	17.14	12/06/2019	INV	PD	ANF Books for Collection
7409	22003674	10/24/2019	7958	12122019	291596	230.20	12/06/2019	INV	PD	ANF Books for Collection
7018	22003493	11/05/2019	7553	11222019	291292	29.11	11/22/2019	INV	PD	Adult Fiction Books
7022	22003674	11/05/2019	7557	11222019	291292	11.22	11/22/2019	INV	PD	ANF Books for Collection
6885	22003567	11/05/2019	7414	11222019	291292	8.44	11/22/2019	INV	PD	Books for youth collectio
6884	22003567	11/05/2019	7413	11222019	291292	12.87	11/22/2019	INV	PD	Books for youth collectio

DOCUMENT	P.O.	INV DATE	VOUCHER	CHECK RUN	CHECK #	INVOICE NET	DUE DATE	TYPE	STS	INVOICE DESCRIPTION
7023	22003674	11/05/2019	7558	11222019	291292	41.18	11/22/2019	INV	PD	ANF Books for Collection
6886	22003567	11/06/2019	7415	11222019	291292	24.29	11/22/2019	INV	PD	Books for youth collectio
7307	22003493	11/12/2019	7852	12032019	291421	56.83	12/06/2019	INV	PD	Adult Fiction Books
7396	22003674	11/12/2019	7945	12122019	291596	16.60	12/06/2019	INV	PD	ANF Books for Collection
9323	22003493	11/13/2019	10757	01142020	292036	329.41	01/17/2020	INV	PD	Adult Fiction Books
7304	22003790	11/14/2019	7849	12032019	291421	41.10	12/06/2019	INV	PD	Adult Fiction Books
7054	22003674	11/14/2019	7590	11222019	291292	10.41	11/22/2019	INV	PD	ANF Books for Collection
7308	22003790	11/14/2019	7853	12032019	291421	284.10	12/06/2019	INV	PD	Adult Fiction Books
7295	22004270	11/17/2019	7840	12032019	291421	48.22	12/06/2019	INV	PD	Books and MARC records fo
7294	22003567	11/19/2019	7837	12032019	291421	5.93	12/06/2019	INV	PD	Books for youth collectio
7305	22003790	11/19/2019	7850	12032019	291421	14.45	12/06/2019	INV	PD	Adult Fiction Books
7291	22004270	11/19/2019	7835	12032019	291421	533.39	12/06/2019	INV	PD	Books and MARC records fo
7907	22003790	12/10/2019	8877	12202019	291709	221.91	12/20/2019	INV	PD	Adult Fiction Books
8264	22003790	12/11/2019	9679	12272019	291803	6.26	12/27/2019	INV	PD	Adult Fiction Books
8228	22003790	12/13/2019	9641	12272019	291803	354.44	12/27/2019	INV	PD	Adult Fiction Books
8225	22003790	12/15/2019	9638	12272019	291803	10.41	12/27/2019	INV	PD	Adult Fiction Books
9333	22004818	12/17/2019	10766	01142020	292036	50.94	01/17/2020	INV	PD	Books & MARC records for
8845	22004868	12/17/2019	10262	01072020	291898	70.01	01/03/2020	INV	PD	Books and records for col
9334	22004818	12/17/2019	10768	01142020	292036	565.70	01/17/2020	INV	PD	Books & MARC records for
8843	22004868	12/17/2019	10260	01072020	291898	181.87	01/03/2020	INV	PD	Books and records for col
9466	22004818	12/29/2019	10902	01212020	292138	18.15	01/17/2020	INV	PD	Books & MARC records for
9507	22004818	12/31/2019	10945	01212020	292138	11.32	01/17/2020	INV	PD	Books & MARC records for
9791	22005138	01/07/2020	11242	01242020	292224	305.81	01/24/2020	INV	PD	ANF Titles & Records for
9354	22004868	01/07/2020	10788	01212020	292138	10.98	01/17/2020	INV	PD	Books and records for col
9706	22005138	01/07/2020	11150	01242020	292224	733.46	01/24/2020	INV	PD	ANF Titles & Records for
10321	22004869	01/08/2020	11793	020420	292513	166.62	02/07/2020	INV	PD	Books and records for col
9785	22004869	01/09/2020	11236	01242020	292224	115.18	01/24/2020	INV	PD	Books and records for col
9781	22003567	01/13/2020	11232	01242020	292224	3.30	01/24/2020	INV	PD	Books for youth collectio
10320	22005330	01/15/2020	11792	020420	292513	1,242.90	02/07/2020	INV	PD	Books and MARC records fo
10322	22005330	01/16/2020	11795	020420	292513	70.73	02/07/2020	INV	PD	Books and MARC records fo
10238	22003790	01/19/2020	11709	020420	292513	43.20	02/07/2020	INV	PD	Adult Fiction Books
10230	22003790	01/21/2020	11700	020420	292513	80.55	02/07/2020	INV	PD	Adult Fiction Books
10465	22005330	01/28/2020	11944	020720	292580	10.10	02/07/2020	INV	PD	Books and MARC records fo
10624	22003790	02/03/2020	12107	021420	292711	5.91	02/14/2020	INV	PD	Adult Fiction Books
11793	22003790	02/26/2020	13302	030620	293141	266.02	03/06/2020	INV	PD	Adult Fiction Books
12729	22003790	03/12/2020	14264	032420	293524	195.94	03/27/2020	INV	PD	Adult Fiction Books
12763	22003790	03/13/2020	14297	032720	293588	16.07	03/27/2020	INV	PD	Adult Fiction Books
12762	22003790	03/15/2020	14296	032720	293588	87.83	03/27/2020	INV	PD	Adult Fiction Books
8886	22003674	11/22/2019	10297	01072020	291898	25.55	01/03/2020	INV	PD	ANF Books for Collection
						12,399.64				
3500 IPR, LTD INC.										
8195	22002460	10/21/2019	9607	12262019	28483	149,245.43	12/27/2019	INV	PD	MICRO SURFACE ALAMEDA ST,
8196	22002463	10/21/2019	9608	12262019	28483	51,777.52	12/27/2019	INV	PD	SLURRY SEAL PROJECTS
						201,022.95				
3508 INTERNATIONAL INSTITUTE OF										
6176	22004102	09/23/2019	6691	11122019	291004	235.00	11/08/2019	INV	PD	Annual Membership fee thr
3509 IMSA										
13074	22001351	07/22/2019	14618	03312020	293673	40.00	03/31/2020	INV	PD	IMSA CERTIFICATE RENEWAL
10233	22005693	01/17/2020	11703	020420	292512	680.00	02/07/2020	INV	PD	IMSA MEMBERSHIP FOR PW EM

DOCUMENT	P.O.	INV DATE	VOUCHER	CHECK RUN	CHECK #	INVOICE NET	DUE DATE	TYPE	STS	INVOICE DESCRIPTION
						720.00				
3511 INTERNATIONAL CODE COUNCIL, INC										
12400	22006135	02/13/2020	13923	031720	293387	264.00	03/17/2020	INV	PD	Fire Code Books, 2015 edi
12519	22005620	01/31/2020	14045	032020	293430	135.00	03/20/2020	INV	PD	Governmental Member Dues
						399.00				
3517 IN-SITU INC										
1610	22001802	08/01/2019	1686	08162019	289147	3,896.00	08/16/2019	INV	PD	TRANSDUCER FOR MONITORING
1285	22001802	08/01/2019	1350	08122019	289007	1,170.00	08/09/2019	INV	PD	TRANSDUCER FOR MONITORING
2104	22002068	08/14/2019	2205	082319	289448	957.00	08/23/2019	INV	PD	Transducer cable for Moni
5079	22003024	09/25/2019	5557	10172019	290463	1,230.00	10/18/2019	INV	PD	Transducer needed for Mon
						7,253.00				
3519 JACK HENRY AND ASSOC. INC										
174	22000695	06/01/2019	188	07192019	288576	2,759.53	07/19/2019	INV	PD	Annual Requisition for Ja
3535 IMS, LLC										
10325	22005675	12/31/2019	11797	020420	292511	755.12	02/07/2020	INV	PD	street survey
3541 900 MONTCLAIR ROAD										
344	22000744	07/09/2019	367	072519LO	288703	509.82	07/26/2019	INV	PD	Replace fuel line assembl
1060	22000776	07/09/2019	1117	08082019	288939	52.55	08/09/2019	INV	PD	V BELTS FOR UNIT 13710
5753	22000775	07/09/2019	6249	10312019	290769	180.38	10/31/2019	INV	PD	REAR BRAKES FOR UNIT 1271
5730	22000860	07/11/2019	6226	10312019	290769	139.95	10/31/2019	INV	PD	Battery for unit 13226
1058	22001042	07/15/2019	1114	08082019	288939	96.53	08/09/2019	INV	PD	SPARK PLUGS AND PLUG WIRE
1002	22001316	07/29/2019	1057	08082019	288939	93.04	08/09/2019	INV	PD	REPLACE WIRING ASSEBMLY U
3173	22001611	07/23/2019	3299	09202019	289716	130.93	09/20/2019	INV	PD	Brake master cylinder to
1696	22001662	07/27/2019	1775	08162019	289115	854.04	08/16/2019	INV	PD	Belt and brake parts for
1003	22001315	07/25/2019	1058	08082019	288939	336.90	08/09/2019	INV	PD	REPLACE A/C PARTS UNIT #1
1664	22001748	07/30/2019	1743	08162019	289115	65.77	08/16/2019	INV	PD	tire pressure sensor
1841	22001800	07/30/2019	1929	08232019	289225	199.41	08/23/2019	INV	PD	Replacement parts for coo
1844	22001813	07/31/2019	1932	08232019	289225	612.95	08/23/2019	INV	PD	REPLACEMENT PASSENGER SID
1699	22001768	08/02/2019	1778	08162019	289115	448.00	08/16/2019	INV	PD	PARTS NEEDED TO REPAIR A/
3164	22001922	08/06/2019	3288	09202019	289716	37.75	09/20/2019	INV	PD	Outer trailer 7 pin plug
1632	22001982	08/07/2019	1709	08162019	289115	116.06	08/16/2019	INV	PD	med-9 needs upper radiato
2717	22001961	08/14/2019	2833	09122019	289552	782.34	09/13/2019	INV	PD	REPLACE BRAKES AND BELT F
3685	22001983	08/14/2019	3816	09302019	290012	193.61	09/27/2019	INV	PD	REPLACE ALTERNATOR SW #01
3160	22002214	08/15/2019	3284	09202019	289716	380.18	09/20/2019	INV	PD	REPLACEMENT PARTS TO REPA
2674	22002489	08/26/2019	2790	09122019	289552	446.80	09/13/2019	INV	PD	F-20 FORD NEEDS ALTERNATO
3431	22002803	09/10/2019	3560	09242019	289869	328.62	09/20/2019	INV	PD	Parts for Safety Manager
3423	22002879	09/12/2019	3551	09242019	289869	65.77	09/20/2019	INV	PD	F-4 FORD TIRE SENSOR BAD(
7813	22002898	08/17/2019	8645	12202019	291675	205.99	12/20/2019	INV	PD	REPLACE BROKEN MIRROR WWC
3476	22002948	09/13/2019	3605	09242019	289869	163.13	09/20/2019	INV	PD	F-4 FORD NEEDS TIRE SENSO
4207	22003056	09/19/2019	4366	10042019	290121	58.69	10/04/2019	INV	PD	ENG-61 NEEDS FUEL CAP(TH)
5830	22003604	10/14/2019	6327	10312019	290769	390.98	10/31/2019	INV	PD	REPLACE SHIFTER PARTS FOR
6978	22004065	11/05/2019	7513	11222019	291260	14.77	11/22/2019	INV	PD	REPLACE BROKEN DIPSTICK W
7260	22004317	11/19/2019	7802	12032019	291399	396.37	12/06/2019	INV	PD	F-4 NEEDS COMPRESSOR(TH)F
7255	22004447	11/21/2019	7796	12032019	291400	38.22	12/06/2019	INV	PD	F-15 NEEDS WINDSHIELD WAS
7814	22004870	12/11/2019	8646	12202019	291676	334.48	12/20/2019	INV	PD	UNITS-1410/1411 NEED TIRE

DOCUMENT	P.O.	INV DATE	VOUCHER	CHECK RUN	CHECK #	INVOICE NET	DUE DATE	TYPE	STS	INVOICE DESCRIPTION
8223	22004996	12/17/2019	9635	12272019	291778	12.32	12/27/2019	INV	PD	FD unit 402 missing maste
10282	22005468	01/25/2020	11754	020420	292474	754.23	02/07/2020	INV	PD	MED-409 NEEDS FRONT END P
12417	22006564	03/04/2020	13940	031720	293362	47.20	03/17/2020	INV	PD	F-37 NEEDS HOOD SHOCKS(TH
2635	22001655	08/05/2019	2750	09122019	289552	2,219.05	09/13/2019	INV	PD	Labor - front end repair/
6854	22001925	08/19/2019	7383	11222019	291156	253.77	11/22/2019	INV	PD	Replacement key and repro
3793	22001541	08/19/2019	3929	09302019	290012	353.77	09/27/2019	INV	PD	PROGRAM BCM UNIT #12466
11422	22005164	01/10/2020	12923	022820	292975	791.02	02/28/2020	INV	PD	F24 diag horn, key/fob an
11666	22005253	01/15/2020	13173	032020	293081	177.62	03/06/2020	INV	PD	COST TO REPROGRAM PCM WAT
12736	22005787	02/12/2020	14270	032420	293508	952.90	03/27/2020	INV	PD	DIAGNOSE / REPAIR AIR BAG
12138	22006493	03/02/2020	13656	031320	293271	240.71	03/13/2020	INV	PD	Need new spare key ordere
12799	22006492	03/20/2020	14334	032720	293571	240.71	03/27/2020	INV	PD	Need to get spare key rep
						13,717.33				
3601 J & J PIPE & SUPPLY										
1263	22001926	08/05/2019	1328	08122019	289008	153.60	08/09/2019	INV	PD	Restock PVC pipe
1464	22002050	08/09/2019	1537	08162019	289148	111.84	08/16/2019	INV	PD	Replacement irrigation pa
1949	22002265	08/16/2019	2041	082319	289449	496.00	08/23/2019	INV	PD	Replacement irrigation he
3108	22002300	08/19/2019	3231	09202019	289762	193.64	09/20/2019	INV	PD	Irrigation parts
2593	22002364	08/20/2019	2707	09122019	289589	82.48	09/13/2019	INV	PD	Plugs for various service
4316	22002533	08/29/2019	4479	10102019	290246	133.67	10/11/2019	INV	PD	REPLACE BROKEN PARTS ON S
2686	22002680	09/04/2019	2802	09122019	289589	147.48	09/13/2019	INV	PD	Repair Res 4/Chlorinator
3022	22002685	09/05/2019	3141	09202019	289762	28.87	09/20/2019	INV	PD	Plumbing parts
2595	22002703	09/05/2019	2709	09122019	289589	395.27	09/13/2019	INV	PD	ball valves for water ser
3951	22003123	09/23/2019	4089	10042019	290159	40.69	10/04/2019	INV	PD	tubing for various water
6400	22003323	09/27/2019	6919	11142019	291055	274.58	11/15/2019	INV	PD	Camlock fittings for tras
5636	22003306	09/27/2019	6132	10252019	290718	41.40	10/25/2019	INV	PD	Repair Airport Well
4931	22003605	10/10/2019	5409	10172019	290464	244.45	10/18/2019	INV	PD	Restock PVC
6261	22004061	10/31/2019	6778	11122019	291005	747.00	11/08/2019	INV	PD	Insulation for the palm t
6408	22004174	11/05/2019	6927	11142019	291055	100.76	11/15/2019	INV	PD	SUPPLIES FOR PARKS DEPART
6897	22004267	11/12/2019	7426	11222019	291293	185.15	11/22/2019	INV	PD	material for new water se
6898	22004268	11/12/2019	7427	11222019	291293	92.58	11/22/2019	INV	PD	material for new water se
6980	22004353	11/15/2019	7515	11222019	291293	115.80	11/22/2019	INV	PD	To repair chlorinater
7689	22004766	12/09/2019	8244	12122019	291597	368.95	12/13/2019	INV	PD	Restock PVC
7693	22004389	12/11/2019	8248	12122019	291597	249.00	12/13/2019	INV	PD	Insulation for the palm t
8226	22005068	12/20/2019	9639	12272019	291804	47.60	12/27/2019	INV	PD	Drain Hose for spray bar
8409	22005181	12/31/2019	9825	01072020	291899	10.96	01/03/2020	INV	PD	Repair Dump Station
9527	22005233	01/06/2020	10965	01212020	292140	242.00	01/17/2020	INV	PD	PGM Hunter Sprinklers
9758	22005282	01/08/2020	11206	01242020	292226	533.32	01/24/2020	INV	PD	irrigation parts for golf
9795	22005489	01/15/2020	11246	01242020	292226	9.65	01/24/2020	INV	PD	Repair water leak
10509	22005899	02/04/2020	11988	020720	292581	33.96	02/07/2020	INV	PD	repair of ridgecrest lift
10723	22005971	02/07/2020	12209	021420	292713	79.92	02/14/2020	INV	PD	Plastic Y strainer for Se
11270	22006325	02/24/2020	12766	022520	292924	118.72	02/28/2020	INV	PD	Replacement irrigation pa
12103	22006700	03/11/2020	13620	031320	293307	171.12	03/13/2020	INV	PD	branson sewer tap
12537	22006873	03/18/2020	14061	032020	293431	9.01	03/20/2020	INV	PD	jet truck
13052	22007118	03/27/2020	14596	03312020	293676	57.43	03/31/2020	INV	PD	Repair coupling for irrig
						5,516.90				
3605 J.P. COOKE COMPANY										
9639	22003435	12/26/2019	11082	01242020	292227	150.60	01/24/2020	INV	PD	2020 Dog Tags
3622 DEERE CREDIT INC.										
1916	22001075	08/12/2019	2007	08232019	289236	927.76	08/23/2019	INV	PD	John Deere Lease for Mowe

DOCUMENT	P.O.	INV DATE	VOUCHER	CHECK RUN	CHECK #	INVOICE NET	DUE DATE	TYPE	STS	INVOICE DESCRIPTION
1918	22000956	08/12/2019	2009	08232019	289236	664.06	08/23/2019	INV	PD	Annual lease for the park
1917	22001033	08/12/2019	2008	08232019	289236	3,346.87	08/23/2019	INV	PD	Lease of Bunker Rakes at
1910	22000793	08/12/2019	2000	08232019	289236	26,187.75	08/23/2019	INV	PD	Lease for mowers and grin
2684	22000984	08/26/2019	2800	09122019	289571	2,537.82	09/13/2019	INV	PD	FY-2020 JD leased 5045E T
2681	22001075	08/26/2019	2797	09122019	289571	14,559.23	09/13/2019	INV	PD	John Deere Lease for Mowe
2682	22001074	08/26/2019	2798	09122019	289571	12,222.71	09/13/2019	INV	PD	Annual mowing equipment l
2683	22001005	08/26/2019	2799	09122019	289571	1,303.36	09/13/2019	INV	PD	FY2020-JD HX15 Towed Mowe
7090	22001077	10/01/2019	7627	11262019	291332	325.92	11/29/2019	INV	PD	Acct#020-0052819-044 Inv#
7092	22000847	10/01/2019	7629	11262019	291331	247.35	11/29/2019	INV	PD	Acct#020-0052819-050 Inv#
7093	22000793	10/01/2019	7631	11262019	291334	8,942.85	11/29/2019	INV	PD	Acct#020-0059444-000 Inv#
10241	22001075	01/31/2020	11712	020420	292491	4,793.70	02/07/2020	INV	PD	John Deere Lease for Mowe
5170	22001033	10/01/2019	5652	10172019	290451	350.92	10/18/2019	INV	PD	Acct#020-0052819-044 INV#
3782	22000793	09/01/2019	3917	09302019	290031	8,967.85	09/27/2019	INV	PD	Acct#020-0059444-000 Inv#
3785	22000984	09/01/2019	3920	09302019	290028	31.05	09/27/2019	INV	PD	Acct#020-0052819-047 Inv#
3786	22001075	09/01/2019	3921	09302019	290030	178.13	09/27/2019	INV	PD	Acct#020-0059720-000 Inv#
3783	22001074	09/01/2019	3918	09302019	290029	149.54	09/27/2019	INV	PD	Acct#020-0059724-000 Inv#
3784	22001005	09/01/2019	3919	09302019	290027	25.00	09/27/2019	INV	PD	Acct#020-0059842-000 Inv#
4490	22000984	09/25/2019	4660	10112019	290322	866.64	10/11/2019	INV	PD	ACCT#020-0052819-047 INV#
4488	22001075	09/25/2019	4658	10112019	290322	4,971.83	10/11/2019	INV	PD	ACCT#020-00590720-000 inv
4487	22001074	09/25/2019	4657	10112019	290322	4,173.93	10/11/2019	INV	PD	ACCT# 020-0059724-000 Inv
4485	22001005	09/25/2019	4655	10112019	290322	451.12	10/11/2019	INV	PD	ACCT#020-0059842-000 Inv#
5570	22001077	11/01/2019	6063	10252019	290696	676.84	10/25/2019	INV	PD	Acct#020-0052819-044 Inv#
5567	22000847	11/01/2019	6060	10252019	290695	222.35	10/25/2019	INV	PD	Acct#020-0052819-050 Inv#
5571	22000793	11/01/2019	6064	10252019	290697	8,622.45	10/25/2019	INV	PD	Acct#020-0059444-000 Inv#
6238	22020107	11/01/2019	6754	11122019	290993	6,631.20	11/08/2019	INV	PD	Acct#020-0061231-000 Inv#
6249	22000984	11/01/2019	6766	11122019	290990	829.54	11/08/2019	INV	PD	Acct#020-0052819-047 Inv#
6250	22001075	11/01/2019	6767	11122019	290992	4,640.57	11/08/2019	INV	PD	Acct#020-0059720-00 Inv#2
6251	22001074	11/01/2019	6768	11122019	290991	3,899.85	11/08/2019	INV	PD	Acct#020-0059724-000 Inv#
6252	22001005	11/01/2019	6769	11122019	290989	426.12	11/08/2019	INV	PD	Acct#020-0059842-000 Inv#
6907	22001077	11/11/2019	7437	11222019	291274	9.17	11/22/2019	INV	PD	Acct#020-0052819-044 Inv#
6911	22000847	11/11/2019	7441	11222019	291275	222.35	11/22/2019	INV	PD	Acct#020-0052819-050 Inv#
6916	22000793	11/11/2019	7446	11222019	291276	8,622.45	11/22/2019	INV	PD	Acct#020-005944-000 Inv#2
7114	22000793	11/11/2019	7652	11262019	291333	7,368.00	11/29/2019	INV	PD	Acct#020-0061231-000 Inv#
7342	22000984	11/25/2019	7889	12032019	291412	835.59	12/06/2019	INV	PD	Acct#020-0052819-047 Inv#
7343	22001075	11/25/2019	7890	12032019	291414	4,793.70	12/06/2019	INV	PD	Acct#020-0059720-000 Inv#
7341	22001074	11/25/2019	7888	12032019	291413	4,024.39	12/06/2019	INV	PD	Acct#020-0059724-000 Inv#
7344	22001005	11/25/2019	7891	12032019	291411	426.12	12/06/2019	INV	PD	FY2020-JD HX15 Towed Mowe
8418	22001077	01/01/2020	9834	01072020	291878	9.17	01/03/2020	INV	PD	Acct#020-0052819-044 Inv#
8414	22000847	01/01/2020	9830	01072020	291877	7.12	01/03/2020	INV	PD	ACCT#020-0052819-050 Inv#
8412	22000793	01/01/2020	9828	01072020	291880	258.07	01/03/2020	INV	PD	Acct#020-0059444-000 Inv#
8411	22020107	01/01/2020	9827	01072020	291879	20.02	01/03/2020	INV	PD	Acct#020-0061231-000 Inv#
8425	22000984	01/01/2020	9841	01072020	291882	835.59	01/03/2020	INV	PD	Acct#020-0052819-047 Inv#
8427	22001075	01/01/2020	9843	01072020	291884	4,793.70	01/03/2020	INV	PD	Acct#020-0059720-000 Inv#
8423	22001074	01/01/2020	9839	01072020	291883	4,024.39	01/03/2020	INV	PD	Acct#020-0059724-000 Inv#
8422	22001005	01/01/2020	9838	01072020	291881	426.12	01/03/2020	INV	PD	Acct#020-0059842-000 Inv#
9971	22001077	01/17/2020	11429	012820	292302	9.17	01/31/2020	INV	PD	Acct#020-0052819-044 Inv#
9972	22000847	01/17/2020	11430	012820	292304	197.35	01/31/2020	INV	PD	Acct#020-0052819-050 Inv#
9973	22000793	01/17/2020	11431	012820	292305	8,302.05	01/31/2020	INV	PD	Acct#020-0059444-000 Inv#
9974	22000793	01/17/2020	11432	012820	292303	40.04	01/31/2020	INV	PD	Acct#020-0061231-000 Inv#
10242	22000984	01/31/2020	11713	020420	292489	835.59	02/07/2020	INV	PD	Acct#020-0052819-047 Inv#
10240	22001074	01/31/2020	11711	020420	292490	4,024.39	02/07/2020	INV	PD	Acct#020-0059724-000 Inv#
10239	22001005	01/31/2020	11710	020420	292488	426.12	02/07/2020	INV	PD	Acct#020-0059842-000 Inv#
11151	22000956	02/14/2020	12644	022120	292834	206.57	02/21/2020	INV	PD	Acct#020-0052819-046 Inv#
11153	22000847	02/14/2020	12647	022120	292835	215.23	02/21/2020	INV	PD	Acct#020-0052819-050 Inv#
11154	22000793	02/14/2020	12648	022120	292836	8,364.38	02/21/2020	INV	PD	Acct#020-0059444-000 Inv#

DOCUMENT	P.O.	INV DATE	VOUCHER	CHECK RUN	CHECK #	INVOICE NET	DUE DATE	TYPE	STS	INVOICE DESCRIPTION
11669	22000984	02/15/2020	13176	032020	293091	835.59	03/06/2020	INV	PD	ACCT#020-0052819-047 Inv#
11670	22001075	02/15/2020	13177	032020	293091	4,793.70	03/06/2020	INV	PD	Acct#020-0059720-000 Inv#
11671	22001074	02/15/2020	13178	032020	293091	4,024.39	03/06/2020	INV	PD	Acct#020-0059724-000 Inv#
11672	22001005	02/15/2020	13179	032020	293091	426.12	03/06/2020	INV	PD	Acct#020-0059842-000 Inv#
12369	22000956	03/15/2020	13889	031720	293373	213.02	03/17/2020	INV	PD	Acct#020-0052819-046 Inv#
12368	22000847	03/15/2020	13888	031720	293374	222.35	03/17/2020	INV	PD	Acct#020-0052819-050 Inv#
12367	22000793	03/15/2020	13887	031720	293375	8,622.45	03/17/2020	INV	PD	Acct#020-0059444-000 Inv#
13072	22001075	03/30/2020	14616	03312020	293663	4,793.70	03/31/2020	INV	PD	ACCT#020-0059720-000 INV#
13073	22001074	03/30/2020	14617	03312020	293662	4,024.39	03/31/2020	INV	PD	ACCT#020-0059724-000 INV#
13071	22001005	03/30/2020	14615	03312020	293661	426.12	03/31/2020	INV	PD	ACCT#020-0059842-000 INV#
						209,852.98				
3641 LOWE'S										
2754	22002488	08/26/2019	2870	09122019	289605	78.25	09/13/2019	INV	PD	2" combination lock
3322	22002828	09/11/2019	3450	09202019	289776	141.65	09/20/2019	INV	PD	Spray Bottles for Various
3603	22002731	09/24/2019	3732	09252019	289931	179.55	09/27/2019	INV	PD	Water Cooler for IT
1540	22001648	07/25/2019	1616	08162019	289157	29.64	08/16/2019	INV	PD	Screen material for units
395	22000836	07/10/2019	418	072419jd	288658	42.69	07/26/2019	INV	PD	Handles for Pick Mattox
1752	22001447	07/19/2019	1833	08162019	289157	1,115.83	08/16/2019	INV	PD	Work Benches and storage
2224	22001984	08/07/2019	2326	08302019	289359	303.05	08/30/2019	INV	PD	Work Bench for IT at PD O
3189	22002630	09/05/2019	3315	09202019	289776	1,191.80	09/20/2019	INV	PD	TOP OF THE BEACH... CAPIT
3889	22002671	09/06/2019	4026	10012019	290073	50.36	10/04/2019	INV	PD	Materials for repairing w
						3,132.82				
3665 JAMES COOKE & HOBSON INC										
5112	22003170	10/05/2019	5591	10172019	290467	900.00	10/18/2019	INV	PD	Flygt floats
6842	22003510	11/13/2019	7371	11222019	291174	28,700.00	11/22/2019	INV	PD	Diffusers and parts Sole
10466	22005516	01/22/2020	11945	020720	292582	258.00	02/07/2020	INV	PD	Repair Parts for Diffusor
12424	22005744	02/28/2020	13948	031720	293388	5,287.06	03/17/2020	INV	PD	Estimate Mixer Repair Sol
						35,145.06				
3675 JENKINS FURNITURE										
7032	22004452	11/12/2019	7567	11222019	291296	3,570.00	11/22/2019	INV	PD	Replacement recliners for
3685 JENX INC										
12387	22006334	03/12/2020	13908	031720	293389	1,214.26	03/17/2020	INV	PD	flooring
146	22000601	03/27/2019	158	072219LO	288598	1,582.87	07/19/2019	INV	PD	EST. TAX
						2,797.13				
3695 JILL'S FABRIC										
10794	22003249	09/26/2019	12281	021420	292716	271.72	02/14/2020	INV	PD	decoration breast cancer
10673	22006014	02/10/2020	12159	021420	292716	44.00	02/14/2020	INV	PD	material for Dr. Seuss ev
11733	22006377	02/26/2020	13241	032020	293100	31.20	03/06/2020	INV	PD	material for Dr. Seuss
						346.92				
3706 DEERE CREDIT INC.										
1914	22001353	08/12/2019	2005	08232019	289237	2,375.02	08/23/2019	INV	PD	Annual Lease for Gators,
7085	22001353	10/01/2019	7621	11262019	291335	810.98	11/29/2019	INV	PD	ACCT#020-0052819-049 Inv#
3778	22001353	09/01/2019	3913	09302019	290032	835.98	09/27/2019	INV	PD	Acct:020-0052819-049 Inv#

DOCUMENT	P.O.	INV DATE	VOUCHER	CHECK RUN	CHECK #	INVOICE NET	DUE DATE	TYPE	STS	INVOICE DESCRIPTION
5568	22001353	11/01/2019	6061	10252019	290698	782.02	10/25/2019	INV	PD	Acct#050-0052819-049 Inv#
6904	22001353	11/19/2019	7434	11222019	291277	782.02	11/22/2019	INV	PD	Acct#020-0052819-049 Inv#
8416	22001353	01/01/2020	9833	01072020	291885	22.86	01/03/2020	INV	PD	Acct#020-0052819-049 Inv#
9970	22001353	01/17/2020	11428	012820	292306	753.06	01/31/2020	INV	PD	Acct#020-0052819-049 Inv#
11152	22001353	02/14/2020	12645	022120	292837	759.16	02/21/2020	INV	PD	Acct#020-0052819-049 Inv#
12371	22001353	03/15/2020	13892	031720	293376	782.02	03/17/2020	INV	PD	Acct#020-0052819-049 Inv#
						7,903.12				
3729 JO ANN'S TROPHIES										
7324	22001615	11/14/2019	7871	12032019	291425	55.00	12/06/2019	INV	PD	Yearly Red Plaques for Ci
7325	22001615	11/22/2019	7872	12032019	291425	220.00	12/06/2019	INV	PD	Yearly Red Plaques for Ci
7710	22001615	12/10/2019	8265	12132019	291612	55.00	12/13/2019	INV	PD	Yearly Red Plaques for Ci
8253	22004830	12/11/2019	9667	12272019	291807	21.53	12/27/2019	INV	PD	Engravings for Poster Win
8241	22001615	12/20/2019	9654	12272019	291807	27.75	12/27/2019	INV	PD	Yearly Red Plaques for Ci
8893	22001615	12/24/2019	10311	01072020	291901	55.00	01/03/2020	INV	PD	Yearly Red Plaques for Ci
11747	22001615	02/27/2020	13256	032020	293101	77.50	03/06/2020	INV	PD	Yearly Red Plaques for Ci
13060	22001615	03/30/2020	14604	03312020	293677	275.00	03/31/2020	INV	PD	Yearly Red Plaques for Ci
1596	22001615	08/07/2019	1672	08162019	289150	55.00	08/16/2019	INV	PD	Yearly Red Plaques for Ci
2657	22001615	08/26/2019	2772	09122019	289592	110.00	09/13/2019	INV	PD	Yearly Red Plaques for Ci
4230	22001615	09/27/2019	4390	10102019	290247	55.00	10/11/2019	INV	PD	Yearly Red Plaques for Ci
4517	22001615	10/01/2019	4687	10112019	290335	55.00	10/11/2019	INV	PD	Yearly Red Plaques for Ci
4195	22003348	10/01/2019	4341	10042019	290162	23.80	10/04/2019	INV	PD	name plate 2 sided door p
4196	22003348	10/02/2019	4342	10042019	290162	16.00	10/04/2019	INV	PD	name plate 2 sided door p
4725	22001615	10/11/2019	4922	10162019	290426	55.00	10/18/2019	INV	PD	Yearly Red Plaques for Ci
5220	22001615	10/16/2019	5704	10212019	290532	110.00	10/18/2019	INV	PD	Yearly Red Plaques for Ci
5728	22001615	10/23/2019	6224	10312019	290792	55.00	10/31/2019	INV	PD	Yearly Red Plaques for Ci
7323	22001615	11/01/2019	7870	12032019	291425	55.00	12/06/2019	INV	PD	Yearly Red Plaques for Ci
9980	22001615	01/13/2020	11438	012820	292319	110.00	01/31/2020	INV	PD	Yearly Red Plaques for Ci
						1,486.58				
3799 KEEP AMERICA BEAUTIFUL										
11253	22004688	02/18/2020	12748	022120	292858	595.00	02/21/2020	INV	PD	Keep America Beautiful 20
3800 JUSTICE SYSTEMS, INC.										
1455	22002138	07/21/2019	1528	08162019	289151	11,391.60	08/16/2019	INV	PD	FullCourt Enterprise Main
3801 KCCC RADIO INC.										
222	22000602	06/30/2019	240	072619LO	288750	215.29	07/26/2019	INV	PD	Annual PO - KCCC radio Ad
1592	22001054	07/31/2019	1668	08162019	289153	215.29	08/16/2019	INV	PD	Annual PO - KCCC - Transi
1666	22001473	07/31/2019	1745	08162019	289153	369.23	08/16/2019	INV	PD	Radio advertising for com
2604	22001054	08/31/2019	2718	09122019	289599	215.29	09/13/2019	INV	PD	Annual PO - KCCC - Transi
4494	22001054	09/30/2019	4664	10112019	290338	215.29	10/11/2019	INV	PD	Annual PO - KCCC - Transi
6214	22001054	10/31/2019	6730	11122019	291009	215.29	11/08/2019	INV	PD	Annual PO - KCCC - Transi
7644	22001054	11/30/2019	8198	12122019	291599	215.29	12/13/2019	INV	PD	Annual PO - KCCC - Transi
9157	22001054	12/31/2019	10580	01102020	291994	215.29	01/10/2020	INV	PD	Annual PO - KCCC - Transi
12073	22001054	01/31/2020	13590	031320	293311	215.29	03/13/2020	INV	PD	Annual PO - KCCC - Transi
11780	22001054	02/29/2020	13289	030620	293142	215.29	03/06/2020	INV	PD	Annual PO - KCCC - Transi
						2,306.84				
3813 K W FUELS, INC.										

DOCUMENT	P.O.	INV DATE	VOUCHER	CHECK RUN	CHECK #	INVOICE NET	DUE DATE	TYPE	STS	INVOICE DESCRIPTION
5191	22003568	10/14/2019	5674	10212019	290535	2,536.77	10/18/2019	INV	PD	Propane Delivered to the
11769	22006364	02/27/2020	13278	032020	293103	587.13	03/06/2020	INV	PD	Off Road Diesel Fuel for
						3,123.90				
3818 KAM SECURITY & SOUND, INC										
19	22020384	07/01/2019	22	07152019	288551	67.81	07/19/2019	INV	PD	192486-civic center smoke
2708	22002448	08/23/2019	2824	09122019	289598	450.32	09/13/2019	INV	PD	Service call to replace b
5190	22003202	09/26/2019	5673	10212019	290536	360.26	10/18/2019	INV	PD	Service Call for Alarm Sy
5166	22003184	10/02/2019	5648	10172019	290471	940.49	10/18/2019	INV	PD	CAMERA AND TV INSTALLATIO
5426	22003537	10/11/2019	5917	10252019	290722	3,692.36	10/25/2019	INV	PD	Additional Work Required
7173	22004430	11/19/2019	7713	11262019	291351	222.06	11/29/2019	INV	PD	FY20 Service Calls for Ci
10152	22003272	01/02/2020	11621	01312020	292414	247.94	01/31/2020	INV	PD	FY20 Alarm Monitoring for
11732	22005768	02/06/2020	13240	032020	293104	820.14	03/06/2020	INV	PD	Horn/Strobe and Monitor M
						6,801.38				
3835 KAUFMAN'S WEST LLC										
10266	22003197	11/20/2019	11737	020420	292518	3,210.00	02/07/2020	INV	PD	Mobile armor/bunker for o
10265	22002459	12/05/2019	11736	020420	292518	17,730.00	02/07/2020	INV	PD	Armor Protection for Offi
8446	22002941	12/26/2019	9862	01072020	291902	17,663.90	01/03/2020	INV	PD	Safariland Body Armor & o
12496	22004264	02/27/2020	14022	032020	293436	11,193.60	03/20/2020	INV	PD	Safariland Body Armor & o
12497	22005927	03/14/2020	14023	032020	293436	3,075.00	03/20/2020	INV	PD	Safariland Body Armor
						52,872.50				
3869 K LOG										
12555	22006253	03/04/2020	14082	032020	293435	10,230.00	03/20/2020	INV	PD	Tables for Pecos River Vi
3875 LN CURTIS & SONS										
2728	22001619	06/22/2019	2844	09122019	289603	10,345.94	09/13/2019	INV	PD	Structural FF gear
305	22020086	07/02/2019	327	072519LO	288719	4,920.00	07/26/2019	INV	PD	REPLACE DAMAGED AND INCRE
1034	22020325	07/15/2019	1091	08082019	288963	71.70	08/09/2019	INV	PD	STRUCTURAL BUNKER COAT FO
1613	22020108	07/16/2019	1689	08162019	289156	1,104.00	08/16/2019	INV	PD	Duty Uniforms for Winfiel
1030	22001531	07/25/2019	1086	08082019	288963	390.00	08/09/2019	INV	PD	Structural FF boots
1882	22002100	08/14/2019	1972	08232019	289256	390.00	08/23/2019	INV	PD	Structural FF boots PPE
3082	22002403	08/27/2019	3204	09202019	289774	258.20	09/20/2019	INV	PD	Replacement batteries for
6171	22020325	10/21/2019	6686	110719	290924	1,050.00	11/08/2019	INV	PD	STRUCTURAL BUNKER COAT FO
7003	22001619	10/22/2019	7538	11222019	291303	28,480.06	11/22/2019	INV	PD	Structural FF gear
6409	22003934	10/28/2019	6928	11142019	291059	83.00	11/15/2019	INV	PD	PPE for EMS Chief Souza
7139	22004064	11/18/2019	7678	11262019	291353	2,479.00	11/29/2019	INV	PD	PPE structure gloves
9148	22003934	12/18/2019	10571	01102020	291996	402.00	01/10/2020	INV	PD	PPE for EMS Chief Souza
9416	22004735	12/27/2019	10850	01212020	292147	79.88	01/17/2020	INV	PD	Digital patch for PPE tur
11235	22005152	01/31/2020	12731	022120	292862	1,197.34	02/21/2020	INV	PD	Annual maint on hydraulic
12735	22005132	01/31/2020	14269	032420	293527	2,815.88	03/27/2020	INV	PD	Annual maintenance on bre
11491	22005254	02/05/2020	12994	022820	293016	1,928.25	02/28/2020	INV	PD	Annual maint on battery o
12414	22005049	02/28/2020	13937	031720	293393	4,785.00	03/17/2020	INV	PD	Structure boots for suppr
12429	22005049	03/10/2020	13953	031720	293393	435.00	03/17/2020	INV	PD	Structure boots for suppr
						61,215.25				
3945 KRISTINA'S CUSTOM FRAMING										
257	22000979	07/09/2019	276	072519LO	288718	111.73	07/26/2019	INV	PD	Library Frame & Mat Bob S
2611	22002297	09/03/2019	2725	09122019	289600	275.14	09/13/2019	INV	PD	Yearly Kristina's Frames

DOCUMENT	P.O.	INV DATE	VOUCHER	CHECK RUN	CHECK #	INVOICE NET	DUE DATE	TYPE	STS	INVOICE DESCRIPTION
4231	22003324	10/01/2019	4391	10102019	290250	114.10	10/11/2019	INV	PD	Special Matting Proclamat
6984	22002297	11/12/2019	7519	11222019	291302	91.71	11/22/2019	INV	PD	Yearly Kristina's Frames
9968	22002297	01/15/2020	11426	012820	292324	91.71	01/31/2020	INV	PD	Yearly Kristina's Frames
11638	22003201	02/06/2020	13144	022820	293012	48.45	02/28/2020	INV	PD	Repair shadow box
						732.84				
3946 CREATIVE BUS SALES INC.										
2364	22002198	08/22/2019	2472	09042019	289472	93.71	09/06/2019	INV	PD	Lift (rods) and A/C Part
9118	22004456	11/21/2019	10540	01102020	291986	218.87	01/10/2020	INV	PD	Coolant system
4496	22003585	03/30/2017	4666	10112019	290319	98.12	10/11/2019	INV	PD	intended increase for PO
3975	22000603	07/15/2019	4113	10042019	290139	420.48	10/04/2019	INV	PD	Black 97Ford MDL Seat Cus
2363	22001762	08/27/2019	2471	09042019	289472	532.56	09/06/2019	INV	PD	DRV-30840 Replacement sea
1876	22001669	07/24/2019	1966	08232019	289234	122.61	08/23/2019	INV	PD	A/C parts (Drier/Expansio
2317	22002198	08/08/2019	2425	08302019	289345	320.53	08/30/2019	INV	PD	Lift (rods) and A/C Part
3052	22002804	09/09/2019	3172	09202019	289731	700.06	09/20/2019	INV	PD	Entrance door motor + gea
3733	22002880	09/10/2019	3865	09302019	290023	589.14	09/27/2019	INV	PD	A/C parts for Transit uni
10733	22004456	12/26/2019	12219	021420	292686	464.12	02/14/2020	INV	PD	Coolant system
8259	22004779	12/06/2019	9674	12272019	291785	170.31	12/27/2019	INV	PD	Solenoid 12V 4 circuit 10
						3,730.51				
4011 LA TIENDA										
8826	22004944	12/17/2019	10243	01072020	291903	407.14	01/03/2020	INV	PD	Fruit Baskets for Board M
4340 LEA COUNTY ELEC COOP. INC										
959	22001183	07/12/2019	1012	08082019	288962	6,413.40	08/09/2019	INV	PD	EST YRLY COST ELEC SERV D
984	22001183	07/12/2019	1039	08082019	288962	917.43	08/09/2019	INV	PD	EST YRLY COST ELEC SERV D
9699	22001183	01/13/2020	11144	01242020	292230	5,370.52	01/24/2020	INV	PD	EST YRLY COST ELEC SERV D
5415	22001183	10/16/2019	5904	10222019	290580	5,809.63	10/25/2019	INV	PD	EST YRLY COST ELEC SERV D
6688	22001183	11/13/2019	7210	11222019	291175	5,819.90	11/22/2019	INV	PD	EST YRLY COST ELEC SERV D
8291	22001183	12/13/2019	9706	12312019	291812	5,209.98	12/31/2019	INV	PD	EST YRLY COST ELEC SERV D
11262	22001183	02/14/2020	12758	022520	292927	5,121.93	02/28/2020	INV	PD	EST YRLY COST ELEC SERV D
12675	22001183	03/13/2020	14205	032420	293525	5,218.07	03/27/2020	INV	PD	EST YRLY COST ELEC SERV D
1990	22001183	08/14/2019	2084	08232019	289254	5,326.09	08/23/2019	INV	PD	EST YRLY COST ELEC SERV D
3528	22001183	09/13/2019	3657	09242019	289890	6,378.52	09/27/2019	INV	PD	EST YRLY COST ELEC SERV D
						51,585.47				
4359 LIFE ASSIST INC										
3381	22002145	06/21/2019	3509	092019	289842	3,643.90	09/20/2019	INV	PD	EMS Supplies
1919	22002145	08/13/2019	2010	08232019	289255	295.62	08/23/2019	INV	PD	EMS Supplies
2057	22002145	08/13/2019	2154	08302019	289358	1,533.70	08/30/2019	INV	PD	EMS Supplies
2213	22002145	08/19/2019	2315	08302019	289358	295.62	08/30/2019	INV	PD	EMS Supplies
2452	22002145	08/21/2019	2564	09062019	289502	1,957.60	09/06/2019	INV	PD	EMS Supplies
2212	22002145	08/21/2019	2314	08302019	289358	146.25	08/30/2019	INV	PD	EMS Supplies
3933	22002145	08/22/2019	4071	10012019	290072	292.73	10/04/2019	INV	PD	EMS Supplies
2392	22002145	08/23/2019	2500	09042019	289484	59.74	09/06/2019	INV	PD	EMS Supplies
3935	22002145	08/26/2019	4073	10012019	290072	326.82	10/04/2019	INV	PD	EMS Supplies
2758	22002145	08/27/2019	2874	09122019	289602	827.30	09/13/2019	INV	PD	EMS Supplies
2759	22002145	08/29/2019	2875	09122019	289602	610.00	09/13/2019	INV	PD	EMS Supplies
3143	22002145	08/30/2019	3267	09202019	289772	592.50	09/20/2019	INV	PD	EMS Supplies
3144	22002145	08/30/2019	3268	09202019	289772	288.32	09/20/2019	INV	PD	EMS Supplies
3934	22002145	09/05/2019	4072	10012019	290072	1,687.52	10/04/2019	INV	PD	EMS Supplies

DOCUMENT	P.O.	INV DATE	VOUCHER	CHECK RUN	CHECK #	INVOICE NET	DUE DATE	TYPE	STS	INVOICE DESCRIPTION
3132	22002145	09/05/2019	3256	09202019	289772	582.24	09/20/2019	INV	PD	EMS Supplies
4411	22002145	09/06/2019	4577	10102019	290252	1,261.61	10/11/2019	INV	PD	EMS Supplies
3066	22002145	09/09/2019	3187	09202019	289772	612.60	09/20/2019	INV	PD	EMS Supplies
3520	22002145	09/11/2019	3649	09242019	289892	4,127.20	09/27/2019	INV	PD	EMS Supplies
3518	22002145	09/11/2019	3647	09242019	289892	643.33	09/27/2019	INV	PD	EMS Supplies
4413	22002145	09/19/2019	4579	10102019	290252	95.94	10/11/2019	INV	PD	EMS Supplies
4407	22002145	09/17/2019	4573	10102019	290252	598.75	10/11/2019	INV	PD	EMS Supplies
4412	22002145	09/19/2019	4578	10102019	290252	109.00	10/11/2019	INV	PD	EMS Supplies
4410	22002145	09/19/2019	4576	10102019	290252	263.44	10/11/2019	INV	PD	EMS Supplies
4409	22002145	09/20/2019	4575	10102019	290252	80.10	10/11/2019	INV	PD	EMS Supplies
4406	22002145	09/23/2019	4572	10102019	290252	812.85	10/11/2019	INV	PD	EMS Supplies
4408	22002145	09/24/2019	4574	10102019	290252	113.00	10/11/2019	INV	PD	EMS Supplies
4039	22002145	09/26/2019	4179	10042019	290169	45.00	10/04/2019	INV	PD	EMS Supplies
5283	22002145	10/08/2019	5768	10212019	290537	1,066.70	10/18/2019	INV	PD	EMS Supplies
5781	22002145	10/11/2019	6277	10312019	290798	37.80	10/31/2019	INV	PD	EMS Supplies
5779	22002145	10/18/2019	6275	10312019	290798	1,346.74	10/31/2019	INV	PD	EMS Supplies
5778	22002145	10/18/2019	6274	10312019	290798	473.25	10/31/2019	INV	PD	EMS Supplies
5777	22002145	10/18/2019	6273	10312019	290798	371.26	10/31/2019	INV	PD	EMS Supplies
5853	22002145	10/21/2019	6351	10312019	290798	285.00	10/31/2019	INV	PD	EMS Supplies
6072	22002145	10/24/2019	6583	110719	290923	451.92	11/08/2019	INV	PD	EMS Supplies
6071	22002145	10/24/2019	6582	110719	290923	109.50	11/08/2019	INV	PD	EMS Supplies
6014	22002145	10/25/2019	6524	110419	290861	174.78	11/08/2019	INV	PD	EMS Supplies
6015	22002145	10/25/2019	6526	110419	290861	164.64	11/08/2019	INV	PD	EMS Supplies
6010	22002145	10/28/2019	6521	110419	290861	25.20	11/08/2019	INV	PD	EMS Supplies
6011	22002145	10/28/2019	6522	110419	290861	473.25	11/08/2019	INV	PD	EMS Supplies
6009	22002145	10/30/2019	6520	110419	290861	450.98	11/08/2019	INV	PD	EMS Supplies
6008	22002145	11/01/2019	6519	110419	290861	53.20	11/08/2019	INV	PD	EMS Supplies
6209	22002145	11/04/2019	6724	11142019	291058	276.38	11/08/2019	INV	PD	EMS Supplies
6867	22002145	11/07/2019	7396	11222019	291177	366.58	11/22/2019	INV	PD	EMS Supplies
6865	22002145	11/08/2019	7395	11222019	291177	1,056.55	11/22/2019	INV	PD	EMS Supplies
6862	22002145	11/08/2019	7391	11222019	291177	98.97	11/22/2019	INV	PD	EMS Supplies
6864	22002145	11/11/2019	7394	11222019	291177	-473.25	11/22/2019	CRM	PD	EMS Supplies
7578	22003591	11/15/2019	8131	12112019	291500	60,750.00	12/13/2019	INV	PD	Defibtech Lifeline ARM Me
7883	22002145	12/02/2019	8858	12202019	291717	1,328.14	12/20/2019	INV	PD	EMS Supplies
7882	22002145	12/03/2019	8857	12202019	291717	165.00	12/20/2019	INV	PD	EMS Supplies
7881	22002145	12/06/2019	8856	12202019	291717	1,755.89	12/20/2019	INV	PD	EMS Supplies
7886	22002145	12/09/2019	8861	12202019	291717	1,100.73	12/20/2019	INV	PD	EMS Supplies
7884	22002145	12/11/2019	8859	12202019	291717	1,354.42	12/20/2019	INV	PD	EMS Supplies
7885	22002145	12/11/2019	8860	12202019	291717	165.00	12/20/2019	INV	PD	EMS Supplies
12603	22002145	12/13/2019	14132	032020	293437	94.40	03/20/2020	INV	PD	EMS Supplies
9228	22002145	12/16/2019	10656	01142020	292039	583.08	01/17/2020	INV	PD	EMS Supplies
8308	22002145	12/17/2019	9723	12312019	291813	243.00	12/31/2019	INV	PD	EMS Supplies
9224	22002145	12/19/2019	10652	01142020	292039	688.37	01/17/2020	INV	PD	EMS Supplies
9211	22002145	12/23/2019	10638	01142020	292039	646.54	01/17/2020	INV	PD	EMS Supplies
9212	22002145	12/30/2019	10639	01142020	292039	392.33	01/17/2020	INV	PD	EMS Supplies
9217	22002145	12/30/2019	10644	01142020	292039	804.17	01/17/2020	INV	PD	EMS Supplies
9216	22002145	12/30/2019	10643	01142020	292039	845.22	01/17/2020	INV	PD	EMS Supplies
9218	22002145	12/31/2019	10645	01142020	292039	1,867.48	01/17/2020	INV	PD	EMS Supplies
9210	22002145	01/02/2020	10637	01142020	292039	465.28	01/17/2020	INV	PD	EMS Supplies
9215	22002145	01/03/2020	10642	01142020	292039	674.92	01/17/2020	INV	PD	EMS Supplies
9214	22002145	01/03/2020	10641	01142020	292039	674.92	01/17/2020	INV	PD	EMS Supplies
9260	22002145	01/06/2020	10689	01142020	292039	81.75	01/17/2020	INV	PD	EMS Supplies
9258	22002145	01/08/2020	10688	01142020	292039	634.00	01/17/2020	INV	PD	EMS Supplies
9256	22002145	01/08/2020	10685	01142020	292039	87.99	01/17/2020	INV	PD	EMS Supplies
9749	22002145	01/09/2020	11197	01242020	292231	359.00	01/24/2020	INV	PD	EMS Supplies

DOCUMENT	P.O.	INV DATE	VOUCHER	CHECK RUN	CHECK #	INVOICE NET	DUE DATE	TYPE	STS	INVOICE DESCRIPTION
9747	22002145	01/10/2020	11195	01242020	292231	1,100.00	01/24/2020	INV	PD	EMS Supplies
9746	22002145	01/10/2020	11194	01242020	292231	1,099.52	01/24/2020	INV	PD	EMS Supplies
9805	22002145	01/10/2020	11256	01242020	292231	307.95	01/24/2020	INV	PD	EMS Supplies
9804	22002145	01/13/2020	11255	01242020	292231	1,400.00	01/24/2020	INV	PD	EMS Supplies
10062	22005080	01/14/2020	11527	01312020	292416	1,848.00	01/31/2020	INV	PD	BLEEDING CONTROL KITS PRO
10061	22005283	01/14/2020	11526	01312020	292416	2,200.00	01/31/2020	INV	PD	SUPPLIES FOR GARAGE DEPAR
9677	22002145	01/14/2020	11122	01242020	292231	493.92	01/24/2020	INV	PD	EMS Supplies
9678	22002145	01/15/2020	11123	01242020	292231	289.49	01/24/2020	INV	PD	EMS Supplies
10060	22002145	01/23/2020	11525	01312020	292416	273.10	01/31/2020	INV	PD	EMS Supplies
10663	22002145	01/31/2020	12149	021420	292721	71.25	02/14/2020	INV	PD	EMS Supplies
10736	22002145	01/31/2020	12222	021420	292721	130.79	02/14/2020	INV	PD	EMS Supplies
10732	22002145	01/31/2020	12218	021420	292721	502.00	02/14/2020	INV	PD	EMS Supplies
11410	22002145	02/17/2020	12910	022820	293013	1,677.55	02/28/2020	INV	PD	EMS Supplies
11237	22005080	02/18/2020	12732	022120	292861	352.00	02/21/2020	INV	PD	BLEEDING CONTROL KITS PRO
11411	22002145	02/18/2020	12911	022820	293013	953.87	02/28/2020	INV	PD	EMS Supplies
11369	22002145	02/19/2020	12868	022820	293013	726.39	02/28/2020	INV	PD	EMS Supplies
11862	22002145	02/19/2020	13374	031020	293204	20.00	03/13/2020	INV	PD	EMS Supplies
12604	22002145	02/21/2020	14133	032020	293437	-359.00	03/20/2020	CRM	PD	EMS Supplies
11865	22002145	02/24/2020	13377	031020	293204	1,310.68	03/13/2020	INV	PD	EMS Supplies
11866	22002145	02/26/2020	13378	031020	293204	585.00	03/13/2020	INV	PD	EMS Supplies
12451	22006316	02/27/2020	13976	032020	293437	10,125.00	03/20/2020	INV	PD	Auto-pulse mechanical che
12600	22002145	02/28/2020	14129	032020	293437	347.50	03/20/2020	INV	PD	EMS Supplies
12482	22002145	03/03/2020	14008	032020	293437	101.00	03/20/2020	INV	PD	EMS Supplies
12483	22002145	03/03/2020	14009	032020	293437	523.60	03/20/2020	INV	PD	EMS Supplies
12481	22002145	03/09/2020	14007	032020	293437	284.25	03/20/2020	INV	PD	EMS Supplies
12597	22002145	03/13/2020	14126	032020	293437	2,730.07	03/20/2020	INV	PD	EMS Supplies
12596	22002145	03/13/2020	14125	032020	293437	3,113.00	03/20/2020	INV	PD	EMS Supplies
12598	22002145	03/13/2020	14127	032020	293437	2,025.60	03/20/2020	INV	PD	EMS Supplies
12595	22002145	03/13/2020	14124	032020	293437	239.52	03/20/2020	INV	PD	EMS Supplies
12605	22002145	03/13/2020	14134	032020	293437	473.70	03/20/2020	INV	PD	EMS Supplies
12601	22002145	03/17/2020	14130	032020	293437	3,032.32	03/20/2020	INV	PD	EMS Supplies
12706	22002145	03/18/2020	14238	032420	293526	12.00	03/27/2020	INV	PD	EMS Supplies
12787	22002145	03/19/2020	14321	032720	293591	443.00	03/27/2020	INV	PD	EMS Supplies
12784	22002145	03/20/2020	14318	032720	293591	88.60	03/27/2020	INV	PD	EMS Supplies
12785	22002145	03/23/2020	14320	032720	293591	137.00	03/27/2020	INV	PD	EMS Supplies
						143,132.43				
4456 THE LIFEGUARD STORE										
3353	22020048	04/23/2019	3481	092019	289855	342.00	09/20/2019	INV	PD	191609- Make Beach Swimmi
1356	22000990	07/19/2019	1423	08122019	289055	1,098.40	08/09/2019	INV	PD	children's life vest
2093	22000990	08/15/2019	2193	08302019	289411	273.75	08/30/2019	INV	PD	children's life vest
10951	22005602	02/03/2020	12442	021820	292801	2,264.75	02/21/2020	INV	PD	mens dolphin guard water
10953	22005972	02/10/2020	12444	021820	292801	639.45	02/21/2020	INV	PD	rise plastic backboard
						4,618.35				
4587 MWI VETERINARY SUPPLY										
2207	22002327	08/20/2019	2309	08302019	289370	531.48	08/30/2019	INV	PD	Euthanasia Drugs for Anim
5498	22003523	10/07/2019	5990	10232019	290620	498.88	10/25/2019	INV	PD	Euthanasia Drugs for Anim
5945	22003523	10/23/2019	6451	110419	290869	17.69	11/08/2019	INV	PD	Euthanasia Drugs for Anim
11313	22005863	02/04/2020	12811	022520	292934	662.70	02/28/2020	INV	PD	Euthanasia Drugs for Anim
						1,710.75				
4731 MAIL SERVICE CENTER										

DOCUMENT	P.O.	INV DATE	VOUCHER	CHECK RUN	CHECK #	INVOICE NET	DUE DATE	TYPE	STS	INVOICE DESCRIPTION
34	22000903	06/04/2019	37	07152019	288553	111.96	07/19/2019	INV	PD	Need new po to replace PO
37	22000904	06/18/2019	40	07152019	288553	98.97	07/19/2019	INV	PD	Need to replace PO# 19282
65	22020042	06/11/2019	68	072219LO	288599	11.33	07/19/2019	INV	PD	Return Defective Hard Dri
1076	22020269	07/01/2019	1134	08082019	288964	37.88	08/09/2019	INV	PD	Postage for expressed/tra
1078	22001265	07/16/2019	1137	08082019	288964	121.46	08/09/2019	INV	PD	Postage Fees for PD Mail
1079	22001622	07/24/2019	1138	08082019	288964	18.80	08/09/2019	INV	PD	RETURN HANDHELD FOR REPAI
2762	22001542	07/29/2019	2878	09122019	289607	29.93	09/13/2019	INV	PD	Annual PO for Express/Tra
2841	22002287	08/19/2019	2958	09122019	289607	55.08	09/13/2019	INV	PD	Freight Costs to Ship Box
4132	22002656	09/04/2019	4274	10042019	290171	11.33	10/04/2019	INV	PD	Mail back defective hard
4129	22020385	09/09/2019	4270	10042019	290171	29.83	10/04/2019	INV	PD	187595-FOR MAIL SERVICE F
4691	22002789	09/10/2019	4864	10152019	290387	12.85	10/18/2019	INV	PD	Need shipping to send old
5383	22002651	09/11/2019	5871	10222019	290582	102.64	10/25/2019	INV	PD	Shipping for DBP Samples
6183	22001542	09/19/2019	6698	11142019	291063	10.50	11/08/2019	INV	PD	Annual PO for Express/Tra
4131	22001265	09/20/2019	4273	10042019	290171	11.33	10/04/2019	INV	PD	Postage Fees for PD Mail
4130	22000696	09/24/2019	4271	10042019	290171	29.88	10/04/2019	INV	PD	FY20 Shipping Costs for C
5913	22003205	09/26/2019	6419	110419	290864	11.33	11/08/2019	INV	PD	Shipping to mail back def
6023	22003440	10/03/2019	6534	110719	290926	10.50	11/08/2019	INV	PD	Send 2018 GO Bond Agmts t
6007	22001542	10/04/2019	6518	110419	290864	29.99	11/08/2019	INV	PD	Annual PO for Express/Tra
5914	22003859	10/23/2019	6420	110419	290864	11.33	11/08/2019	INV	PD	Shipping to send back def
7780	22020385	12/04/2019	8336	12172019	291644	25.08	12/20/2019	INV	PD	187595-FOR MAIL SERVICE F
7583	22001542	10/30/2019	8136	12112019	291502	11.82	12/13/2019	INV	PD	Annual PO for Express/Tra
7582	22001542	11/12/2019	8135	12112019	291502	14.51	12/13/2019	INV	PD	Annual PO for Express/Tra
7356	22001265	11/12/2019	7904	12112019	291502	125.10	12/13/2019	INV	PD	Postage Fees for PD Mail
7597	22004225	11/12/2019	8150	12112019	291502	15.14	12/13/2019	INV	PD	Estimated costs to ship l
7581	22001542	11/14/2019	8134	12112019	291502	32.64	12/13/2019	INV	PD	Annual PO for Express/Tra
7580	22001542	11/19/2019	8133	12112019	291502	63.31	12/13/2019	INV	PD	Annual PO for Express/Tra
7359	22001265	11/22/2019	7907	12112019	291502	10.78	12/13/2019	INV	PD	Postage Fees for PD Mail
8454	22001542	12/02/2019	9870	01072020	291906	39.28	01/03/2020	INV	PD	Annual PO for Express/Tra
8453	22001542	12/03/2019	9869	01072020	291906	14.51	01/03/2020	INV	PD	Annual PO for Express/Tra
8455	22001542	12/19/2019	9872	01072020	291906	42.38	01/03/2020	INV	PD	Annual PO for Express/Tra
9277	22001542	12/19/2019	10708	01142020	292041	10.62	01/17/2020	INV	PD	Annual PO for Express/Tra
10077	22005205	01/09/2020	11543	01312020	292418	11.50	01/31/2020	INV	PD	Ship Back Defective Hard
10076	22005368	01/23/2020	11542	01312020	292418	10.76	01/31/2020	INV	PD	Mailing plaque
10079	22001265	01/15/2020	11545	01312020	292418	10.74	01/31/2020	INV	PD	Postage Fees for PD Mail
10080	22001542	01/22/2020	11546	01312020	292418	37.68	01/31/2020	INV	PD	Annual PO for Express/Tra
10081	22001542	01/22/2020	11547	01312020	292418	11.47	01/31/2020	INV	PD	Annual PO for Express/Tra
10075	22000696	01/23/2020	11541	01312020	292418	22.38	01/31/2020	INV	PD	FY20 Shipping Costs for C
11920	22005810	01/30/2020	13433	031020	293206	46.42	03/13/2020	INV	PD	IPRA Request
11933	22005769	01/30/2020	13446	031020	293206	34.96	03/13/2020	INV	PD	costs to ship locator for
11918	22005810	02/03/2020	13431	031020	293206	28.83	03/13/2020	INV	PD	IPRA Request
11910	22005928	02/06/2020	13423	031020	293206	150.21	03/13/2020	INV	PD	Estimated cost to ship wa
11935	22000696	02/07/2020	13448	031020	293206	58.27	03/13/2020	INV	PD	FY20 Shipping Costs for C
11936	22001542	02/10/2020	13449	031020	293206	11.42	03/13/2020	INV	PD	Annual PO for Express/Tra
11938	22020385	02/20/2020	13451	031020	293206	28.37	03/13/2020	INV	PD	187595-FOR MAIL SERVICE F
11940	22001542	02/21/2020	13453	031020	293206	48.10	03/13/2020	INV	PD	Annual PO for Express/Tra
						1,673.20				
4744 MCR ACQUISITION COMPANY LLC										
3650	22000487	08/28/2019	3779	09252019	289934	1,633.35	09/27/2019	INV	PD	40 Ton Taxi Crane
4759 MCCOYS LUMBER										
1319	22001656	07/29/2019	1385	08122019	289017	21.99	08/09/2019	INV	PD	1 gallon MEK Paint thinne

DOCUMENT	P.O.	INV DATE	VOUCHER	CHECK RUN	CHECK #	INVOICE NET	DUE DATE	TYPE	STS	INVOICE DESCRIPTION
387	22000571	07/09/2019	410	072419jd	288661	558.04	07/26/2019	INV	PD	Materials for soccer ligh
612	22001377	07/19/2019	644	073119	288816	128.95	07/31/2019	INV	PD	Restock Warehouse/evapor
609	22001323	07/19/2019	641	073119	288816	59.98	07/31/2019	INV	PD	wood stakes for locates m
1769	22001670	07/31/2019	1853	08232019	289260	1,922.78	08/23/2019	INV	PD	material to build foundat
1437	22001841	08/01/2019	1510	08162019	289160	179.27	08/16/2019	INV	PD	Replacement irrigation pa
1328	22001851	08/01/2019	1394	08122019	289017	23.66	08/09/2019	INV	PD	Material to Install doorw
1941	22002258	08/16/2019	2033	08232019	289260	114.66	08/23/2019	INV	PD	SUPPLIES FOR SIGNS AND ST
2734	22002215	08/19/2019	2850	09122019	289609	50.85	09/13/2019	INV	PD	anchor bolts for y posts
2203	22002368	08/22/2019	2305	08302019	289365	30.48	08/30/2019	INV	PD	SUPPLIES FOR THE COMMUNIT
2491	22002288	08/28/2019	2604	09062019	289505	473.43	09/06/2019	INV	PD	Railroad ties for Curb co
2756	22002548	08/28/2019	2872	09122019	289609	316.85	09/13/2019	INV	PD	Lumber package to repair
3630	22001999	08/29/2019	3759	09252019	289935	117.87	09/27/2019	INV	PD	material for various jobs
3631	22001999	08/30/2019	3760	09252019	289935	50.86	09/27/2019	INV	PD	material for various jobs
2755	22002679	09/04/2019	2871	09122019	289609	95.92	09/13/2019	INV	PD	Fire Rescue Training
6847	22003212	09/26/2019	7376	11222019	291179	88.07	11/22/2019	INV	PD	Ant Kill for Pest Control
3909	22003304	09/27/2019	4046	10012019	290075	107.89	10/04/2019	INV	PD	SUPPLIES FOR CONSTRUCTION
4516	22003004	10/04/2019	4686	10112019	290342	193.60	10/11/2019	INV	PD	SUPPLIES FOR THE GAZEBO A
4358	22003515	10/07/2019	4523	10102019	290254	64.94	10/11/2019	INV	PD	Replacement blades for th
4365	22003494	10/07/2019	4530	10102019	290254	73.90	10/11/2019	INV	PD	Rebar for staking parking
4690	22003549	10/10/2019	4863	10152019	290388	265.26	10/18/2019	INV	PD	Anchors, and concrete mix
5659	22003675	10/25/2019	6155	1028201	290732	60.24	10/31/2019	INV	PD	door sweep for honor guar
5709	22003955	10/25/2019	6205	10312019	290803	45.98	10/31/2019	INV	PD	Trash cans for the beach
5660	22003784	10/25/2019	6156	1028201	290732	311.30	10/31/2019	INV	PD	Supplies for Construction
5708	22003971	10/28/2019	6204	10312019	290803	20.02	10/31/2019	INV	PD	Materials for securing st
6377	22004173	11/07/2019	6896	01102020	291998	25.81	11/15/2019	INV	PD	SUPPLIES FOR CEMETERY
6492	22004303	11/14/2019	7012	01102020	291998	21.80	11/15/2019	INV	PD	Replacement irrigation pa
6726	22004309	11/14/2019	7250	11222019	291179	87.89	11/22/2019	INV	PD	SUPPLIES FOR CONSTRUCTION
6848	22003212	11/20/2019	7377	11222019	291179	-1.15	11/22/2019	CRM	PD	Ant Kill for Pest Control
7596	22004406	11/20/2019	8149	12112019	291504	85.58	12/13/2019	INV	PD	block for various jobs
7595	22004613	12/02/2019	8148	12112019	291504	19.35	12/13/2019	INV	PD	SUPPLIES FOR CONSTRUCTION
8823	22004865	12/10/2019	10240	01072020	291908	55.92	01/03/2020	INV	PD	Building Maintenance Supp
7752	22004848	12/11/2019	8307	12132019	291615	1,149.26	12/13/2019	INV	PD	Replacement fencing mater
8944	22005206	01/02/2020	10364	01072020	291908	110.80	01/03/2020	INV	PD	Replacement irrigation pa
10554	22005273	01/15/2020	12034	020720	292597	399.96	02/07/2020	INV	PD	Concrete forms for light
9761	22005509	01/16/2020	11210	01242020	292234	165.88	01/24/2020	INV	PD	SUPPLIES FOR CONSTRUCTION
9959	22003549	01/22/2020	11418	012820	292328	-20.00	01/31/2020	CRM	PD	Anchors, and concrete mix
9958	22005403	01/22/2020	11416	012820	292328	222.19	01/31/2020	INV	PD	Concrete mix for installi
9962	22005403	01/22/2020	11420	012820	292328	-14.29	01/31/2020	CRM	PD	Concrete mix for installi
10439	22005514	01/24/2020	11916	020720	292597	603.17	02/07/2020	INV	PD	SUPPLIES FOR WELL #9 FOR
10314	22005669	01/31/2020	11786	020420	292521	270.89	02/07/2020	INV	PD	Supplies for Construction
10605	22005948	02/06/2020	12087	021120	292641	387.07	02/14/2020	INV	PD	Replacement parts for rep
11321	22005866	02/10/2020	12819	022520	292929	125.90	02/28/2020	INV	PD	Wall Base- 3rd floor
11333	22006206	02/20/2020	12832	022520	292929	1,083.83	02/28/2020	INV	PD	materials for boat dock r
11758	22006196	02/28/2020	13268	032020	293106	109.50	03/06/2020	INV	PD	material for various jobs
11876	22006511	03/03/2020	13388	031020	293208	59.95	03/13/2020	INV	PD	air filters for Collectio
12666	22006547	03/05/2020	14196	032420	293529	56.94	03/27/2020	INV	PD	Mortar mix for the Troy Y
12695	22006718	03/18/2020	14226	032420	293529	359.70	03/27/2020	INV	PD	Materials for sign shop
12944	22006196	03/20/2020	14480	03312020	293683	85.58	03/31/2020	INV	PD	material for various jobs
						10,828.32				
4764 MCGEE CO										
4016	22002069	08/15/2019	4156	10042019	290172	342.82	10/04/2019	INV	PD	supplies needed for tire
5370	22002579	09/19/2019	5858	10222019	290583	5,450.00	10/25/2019	INV	PD	TIRE BALANCER FOR TIRE SH

DOCUMENT	P.O.	INV DATE	VOUCHER	CHECK RUN	CHECK #	INVOICE NET	DUE DATE	TYPE	STS	INVOICE DESCRIPTION
						5,792.82				
4770 MCMASTER-CARR SUPPLY CO.										
8130	22004747	12/09/2019	9536	12202019	291720	76.26	12/20/2019	INV	PD	bolts for skinner clamps
4779 MASTER LUBE INC										
614	22000897	07/17/2019	646	073119	288815	72.34	07/31/2019	INV	PD	PERD Vehicle service annu
1463	22000897	08/07/2019	1536	08162019	289159	73.34	08/16/2019	INV	PD	PERD Vehicle service annu
2055	22000897	08/16/2019	2152	08302019	289363	73.34	08/30/2019	INV	PD	PERD Vehicle service annu
3348	22000897	09/11/2019	3477	09202019	289779	19.91	09/20/2019	INV	PD	PERD Vehicle service annu
5228	22000897	10/15/2019	5711	10182019	290475	68.81	10/18/2019	INV	PD	PERD Vehicle service annu
6044	22000897	11/01/2019	6555	110719	290927	52.42	11/08/2019	INV	PD	PERD Vehicle service annu
7188	22000897	11/22/2019	7729	11262019	291356	48.46	11/29/2019	INV	PD	PERD Vehicle service annu
7369	22000897	12/04/2019	7917	12112019	291503	67.96	12/13/2019	INV	PD	PERD Vehicle service annu
10039	22000897	01/28/2020	11504	01312020	292419	52.42	01/31/2020	INV	PD	PERD Vehicle service annu
10428	22000897	02/05/2020	11906	020720	292595	40.00	02/07/2020	INV	PD	PERD Vehicle service annu
13050	22000897	03/26/2020	14594	03312020	293682	59.46	03/31/2020	INV	PD	PERD Vehicle service annu
7563	22000897	11/22/2019	8114	12112019	291503	48.46	12/13/2019	INV	PD	PERD Vehicle service annu
						676.92				
4806 HEARST NEWSPAPER II, LLC										
5359	22001465	09/30/2019	5846	10212019	290540	1,673.88	10/18/2019	INV	PD	2019 Mayor's Oil & Gas Su
3570	22001465	08/31/2019	3699	09242019	289894	1,116.00	09/27/2019	INV	PD	2019 Mayor's Oil & Gas Su
						2,789.88				
4844 HOLLINGER METAL EDGE INC.										
3472	22002337	09/09/2019	3601	09242019	289887	524.22	09/20/2019	INV	PD	Oversize storage boxes fo
4869 MIDWEST TAPE										
11604	22004529	12/21/2018	13110	022820	293022	115.69	02/28/2020	INV	PD	DVDS
11606	22004529	04/17/2019	13112	022820	293022	145.46	02/28/2020	INV	PD	DVDS
11610	22004529	04/18/2019	13116	022820	293022	51.01	02/28/2020	INV	PD	DVDS
5192	22003658	10/18/2019	5675	10212019	290541	7,000.00	10/18/2019	INV	PD	Deposit for Hoopla conten
5765	22003511	10/18/2019	6261	10312019	290807	19.28	10/31/2019	INV	PD	Books for youth collectio
5766	22003511	10/18/2019	6262	10312019	290807	614.70	10/31/2019	INV	PD	Books for youth collectio
5770	22003511	10/18/2019	6266	10312019	290807	117.19	10/31/2019	INV	PD	Books for youth collectio
5993	22003511	10/23/2019	6504	110419	290866	37.98	11/08/2019	INV	PD	Books for youth collectio
6759	22003511	11/07/2019	7285	11222019	291182	27.98	11/22/2019	INV	PD	Books for youth collectio
7160	22003511	11/11/2019	7700	11262019	291358	32.56	11/29/2019	INV	PD	Books for youth collectio
9444	22003511	01/02/2020	10878	01212020	292152	26.78	01/24/2020	INV	PD	Books for youth collectio
9852	22004529	01/16/2020	11304	012820	292331	48.30	01/31/2020	INV	PD	DVDS
9936	22004529	01/20/2020	11391	012820	292331	52.58	01/31/2020	INV	PD	DVDS
9938	22004529	01/21/2020	11392	012820	292331	40.77	01/31/2020	INV	PD	DVDS
10543	22004529	01/28/2020	12022	020720	292600	57.66	02/07/2020	INV	PD	DVDS
10545	22004529	01/31/2020	12024	020720	292600	61.94	02/07/2020	INV	PD	DVDS
11204	22004529	02/11/2020	12699	022120	292865	35.78	02/21/2020	INV	PD	DVDS
						8,485.66				
4872 MINE SUPPLY										

DOCUMENT	P.O.	INV DATE	VOUCHER	CHECK RUN	CHECK #	INVOICE NET	DUE DATE	TYPE	STS	INVOICE DESCRIPTION
12613	22004107	02/11/2020	14142	032020	293444	41.35	03/20/2020	INV	PD	REPLACEMENT HOSES, ORINGS
12615	22005991	02/11/2020	14144	032020	293444	19.32	03/20/2020	INV	PD	REPLACEMENT HOSES, ORINGS
12868	22005991	02/11/2020	14403	032720	293593	230.19	03/27/2020	INV	PD	REPLACEMENT HOSES, ORINGS
12616	22005991	02/12/2020	14145	032020	293444	310.28	03/20/2020	INV	PD	REPLACEMENT HOSES, ORINGS
12131	22004107	02/18/2020	13648	031320	293315	204.53	03/13/2020	INV	PD	REPLACEMENT HOSES, ORINGS
12130	22004107	02/18/2020	13647	031320	293315	77.35	03/13/2020	INV	PD	REPLACEMENT HOSES, ORINGS
12129	22005991	02/18/2020	13646	031320	293315	50.82	03/13/2020	INV	PD	REPLACEMENT HOSES, ORINGS
12656	22006417	03/03/2020	14185	032420	293531	44.00	03/27/2020	INV	PD	SUPPLIES NEEDED FOR LUBE
12609	22006585	03/06/2020	14138	032020	293444	80.14	03/20/2020	INV	PD	rags for general purposes
3853	22000957	08/07/2019	3990	10012019	290077	1,602.41	10/04/2019	INV	PD	Repair kit and valves to
1793	22001387	07/29/2019	1877	08232019	289262	482.40	08/23/2019	INV	PD	VFD ADD-A-PHASE FOR RIDGE
3150	22000697	07/15/2019	3274	09202019	289780	480.00	09/20/2019	INV	PD	hip boots Size 10
3929	22000909	07/12/2019	4067	10012019	290077	227.64	10/04/2019	INV	PD	Packer hyd. hose to repai
3930	22000958	07/15/2019	4068	10012019	290077	90.14	10/04/2019	INV	PD	Hyd . hose and fittings f
1075	22001292	07/18/2019	1133	08082019	288967	359.23	08/09/2019	INV	PD	REPLACEMENT HOSES, ORINGS
1074	22001317	07/23/2019	1132	08082019	288967	27.32	08/09/2019	INV	PD	REPLACE WORN OUT HOSE UNI
1772	22001543	07/25/2019	1856	08232019	289262	80.00	08/23/2019	INV	PD	Boots for PPE
1542	22001292	07/26/2019	1618	08162019	289161	21.76	08/16/2019	INV	PD	REPLACEMENT HOSES, ORINGS
1550	22001292	07/30/2019	1625	08162019	289161	98.28	08/16/2019	INV	PD	REPLACEMENT HOSES, ORINGS
6122	22003121	10/16/2019	6636	110719	290929	9,000.00	11/08/2019	INV	PD	HOSE CRIMP MACHINE KIT FO
3852	22001292	08/06/2019	3989	10012019	290077	56.67	10/04/2019	INV	PD	REPLACEMENT HOSES, ORINGS
3931	22002051	08/09/2019	4069	10012019	290077	63.02	10/04/2019	INV	PD	REPLACE WORN OUT HOSE ON
2731	22001292	08/09/2019	2847	09122019	289611	99.14	09/13/2019	INV	PD	REPLACEMENT HOSES, ORINGS
3926	22002178	08/15/2019	4064	10012019	290077	54.25	10/04/2019	INV	PD	REPLACE WORN OUT HYDRAULI
3928	22002147	08/15/2019	4066	10012019	290077	64.12	10/04/2019	INV	PD	BOX OF RAGS FOR THE GARAG
3848	22001292	08/15/2019	3985	10012019	290077	241.58	10/04/2019	INV	PD	REPLACEMENT HOSES, ORINGS
3849	22001292	08/15/2019	3986	10012019	290077	79.08	10/04/2019	INV	PD	REPLACEMENT HOSES, ORINGS
3042	22002280	08/29/2019	3161	09202019	289780	71.32	09/20/2019	INV	PD	REPLACE WORN OUT HOSE PAR
3148	22002342	08/22/2019	3272	09202019	289780	160.00	09/20/2019	INV	PD	Boots for PPE
3040	22002500	08/26/2019	3159	09202019	289780	25.53	09/20/2019	INV	PD	belts for cooling tower -
4071	22002754	09/11/2019	4213	10042019	290177	932.04	10/04/2019	INV	PD	Hose for spray down water
4140	22002827	09/18/2019	4282	10042019	290177	226.23	10/04/2019	INV	PD	Restock Bolts & Nuts for
3633	22001292	09/11/2019	3762	09252019	289936	2.42	09/27/2019	INV	PD	REPLACEMENT HOSES, ORINGS
3854	22001292	09/12/2019	3991	10012019	290077	31.26	10/04/2019	INV	PD	REPLACEMENT HOSES, ORINGS
6630	22001292	09/12/2019	7150	11152019	291130	31.16	11/15/2019	INV	PD	REPLACEMENT HOSES, ORINGS
4666	22002827	09/18/2019	4837	10152019	290391	24.63	10/18/2019	INV	PD	Restock Bolts & Nuts for
6631	22001292	09/19/2019	7151	11152019	291130	-31.16	11/15/2019	CRM	PD	REPLACEMENT HOSES, ORINGS
3855	22001292	09/18/2019	3992	10012019	290077	101.64	10/04/2019	INV	PD	REPLACEMENT HOSES, ORINGS
4489	22001292	09/23/2019	4659	10112019	290343	29.08	10/11/2019	INV	PD	REPLACEMENT HOSES, ORINGS
5375	22003322	10/01/2019	5863	10222019	290584	36.77	10/25/2019	INV	PD	REPLACE WORN OUT HOSE ON
5397	22001292	09/27/2019	5885	10222019	290584	56.43	10/25/2019	INV	PD	REPLACEMENT HOSES, ORINGS
5396	22001292	10/02/2019	5884	10222019	290584	581.60	10/25/2019	INV	PD	REPLACEMENT HOSES, ORINGS
6671	22003430	11/06/2019	7191	11152019	291130	5,425.44	11/15/2019	INV	PD	ABB Technician to review/
6659	22003564	10/14/2019	7179	11152019	291130	32.02	11/15/2019	INV	PD	REPLACE WORN PIPE NIPPLES
5652	22001292	10/24/2019	6148	1028201	290733	30.04	10/31/2019	INV	PD	REPLACEMENT HOSES, ORINGS
5771	22001292	10/16/2019	6267	10312019	290809	76.54	10/31/2019	INV	PD	REPLACEMENT HOSES, ORINGS
6328	22003892	10/25/2019	6846	11142019	291066	139.52	11/15/2019	INV	PD	PARTS FOR PFA AIR COMPRES
6806	22003915	10/29/2019	7332	11222019	291183	251.92	11/22/2019	INV	PD	REPLACE QUICK CONNECTS AN
6768	22004184	11/06/2019	7294	11222019	291183	382.39	11/22/2019	INV	PD	COMPRESSOR FOR PFA(TH)F/D
6329	22001292	10/29/2019	6847	11142019	291066	52.33	11/15/2019	INV	PD	REPLACEMENT HOSES, ORINGS
6809	22004147	11/05/2019	7335	11222019	291183	4.68	11/22/2019	INV	PD	REPLACE BROKEN TEE FITTIN
6672	22001292	11/01/2019	7192	11152019	291130	368.92	11/15/2019	INV	PD	REPLACEMENT HOSES, ORINGS
6810	22003915	11/04/2019	7336	11222019	291183	4.22	11/22/2019	INV	PD	REPLACE QUICK CONNECTS AN
6811	22004107	11/06/2019	7337	11222019	291183	148.36	11/22/2019	INV	PD	REPLACEMENT HOSES, ORINGS
7879	22004249	11/26/2019	8854	12202019	291724	185.85	12/20/2019	INV	PD	ENG-3 NEEDS FILTER REST F

DOCUMENT	P.O.	INV DATE	VOUCHER	CHECK RUN	CHECK #	INVOICE NET	DUE DATE	TYPE	STS	INVOICE DESCRIPTION
9193	22004626	12/04/2019	10619	01142020	292045	29.13	01/17/2020	INV	PD	BOXES OF RAGS FOR SHOP US
9202	22004107	11/26/2019	10629	01142020	292045	241.16	01/17/2020	INV	PD	REPLACEMENT HOSES, ORINGS
8294	22004628	12/12/2019	9709	12312019	291817	478.19	12/31/2019	INV	PD	REPLACEMENT AIR LINES FOR
9195	22004107	12/03/2019	10621	01142020	292045	30.80	01/17/2020	INV	PD	REPLACEMENT HOSES, ORINGS
9196	22004107	12/04/2019	10622	01142020	292045	72.76	01/17/2020	INV	PD	REPLACEMENT HOSES, ORINGS
8293	22004107	12/06/2019	9708	12312019	291817	24.80	12/31/2019	INV	PD	REPLACEMENT HOSES, ORINGS
8297	22004107	12/09/2019	9712	12312019	291817	118.57	12/31/2019	INV	PD	REPLACEMENT HOSES, ORINGS
9187	22004107	12/20/2019	10612	01142020	292045	412.26	01/17/2020	INV	PD	REPLACEMENT HOSES, ORINGS
9921	22004107	01/10/2020	11374	012820	292332	38.84	01/31/2020	INV	PD	REPLACEMENT HOSES, ORINGS
9839	22004107	01/09/2020	11291	012820	292332	38.40	01/31/2020	INV	PD	REPLACEMENT HOSES, ORINGS
11396	22005580	01/28/2020	12895	022820	293024	32.06	02/28/2020	INV	PD	SUPPLIES NEEDED FOR LUBE
11397	22004107	01/20/2020	12896	022820	293024	29.22	02/28/2020	INV	PD	REPLACEMENT HOSES, ORINGS
11398	22004107	01/20/2020	12897	022820	293024	55.92	02/28/2020	INV	PD	REPLACEMENT HOSES, ORINGS
10789	22005653	01/27/2020	12276	021420	292724	780.48	02/14/2020	INV	PD	Vacuum Hose for Jet truck
10792	22005623	01/28/2020	12279	021420	292724	457.40	02/14/2020	INV	PD	zz1 lck lockout MASTER #4
10643	22004107	01/27/2020	12127	021420	292724	127.63	02/14/2020	INV	PD	REPLACEMENT HOSES, ORINGS
10790	22005745	01/29/2020	12277	021420	292724	53.58	02/14/2020	INV	PD	SS connectors for pulling
10642	22004107	01/28/2020	12126	021420	292724	183.88	02/14/2020	INV	PD	REPLACEMENT HOSES, ORINGS
10644	22004107	01/29/2020	12128	021420	292724	102.98	02/14/2020	INV	PD	REPLACEMENT HOSES, ORINGS
						26,874.26				
4902 MODERN COMPANY										
948	22000551	06/27/2019	1001	08082019	288968	21.53	08/09/2019	INV	PD	Alarm Monitoring - Librar
949	22000426	06/27/2019	1002	08082019	288968	43.06	08/09/2019	INV	PD	185062-ANNUAL CONTRAC FOR
950	22020008	06/27/2019	1003	08082019	288968	21.53	08/09/2019	INV	PD	Alarm Monitoring - City H
951	22000519	06/27/2019	1004	08082019	288968	21.53	08/09/2019	INV	PD	Alarm monitor. tennis pro
952	22020088	06/27/2019	1005	08082019	288968	21.53	08/09/2019	INV	PD	185064-Modern Co ProShop
956	22000605	06/27/2019	1009	08082019	288968	21.53	08/09/2019	INV	PD	Transit Alarm Monitoring
955	22000435	06/27/2019	1008	08082019	288968	26.91	08/09/2019	INV	PD	185368-Alarm Monitoring F
287	22000884	06/27/2019	306	072319jd	288634	37.68	07/26/2019	INV	PD	185061-ALARM MONITORING S
68	22020360	06/27/2019	71	072219LO	288600	193.76	07/19/2019	INV	PD	ANNUAL PURCHASE REQUISITI
1322	22000878	07/27/2019	1388	08122019	289021	21.53	08/09/2019	INV	PD	Alarm Monitoring for City
1325	22000796	07/27/2019	1391	08122019	289021	21.53	08/09/2019	INV	PD	Pro Shop Security System
1318	22000786	07/27/2019	1384	08122019	289021	21.53	08/09/2019	INV	PD	Library Alarm Monitoring
1321	22001184	07/27/2019	1387	08122019	289021	43.06	08/09/2019	INV	PD	2019-20 annual service co
1327	22000959	07/27/2019	1393	08122019	289021	26.91	08/09/2019	INV	PD	FY20 Alarm Monitoring for
1324	22001026	07/27/2019	1390	08122019	289021	21.53	08/09/2019	INV	PD	Alarm monitoring for the
1326	22000851	07/27/2019	1392	08122019	289021	21.53	08/09/2019	INV	PD	Annual PO- Modern - Tran
1873	22002116	07/27/2019	1962	08232019	289263	37.68	08/23/2019	INV	PD	Alarm Monitoring Service
2737	22001828	08/23/2019	2853	09122019	289612	576.11	09/13/2019	INV	PD	Alarm System Troubleshoot
2533	22001844	08/01/2019	2646	09062019	289507	161.47	09/06/2019	INV	PD	FY20 Monthly Alarm Monito
2536	22000878	08/27/2019	2649	09062019	289507	21.53	09/06/2019	INV	PD	Alarm Monitoring for City
2538	22000796	08/27/2019	2651	09062019	289507	21.53	09/06/2019	INV	PD	Pro Shop Security System
2534	22000786	08/27/2019	2647	09062019	289507	21.53	09/06/2019	INV	PD	Library Alarm Monitoring
2535	22001184	08/27/2019	2648	09062019	289507	43.06	09/06/2019	INV	PD	2019-20 annual service co
2540	22000959	08/27/2019	2653	09062019	289507	26.91	09/06/2019	INV	PD	FY20 Alarm Monitoring for
2537	22001026	08/27/2019	2650	09062019	289507	21.53	09/06/2019	INV	PD	Alarm monitoring for the
2539	22000851	08/27/2019	2652	09062019	289507	21.53	09/06/2019	INV	PD	Annual PO- Modern - Tran
4109	22000878	09/27/2019	4250	10042019	290178	21.53	10/04/2019	INV	PD	Alarm Monitoring for City
4111	22000796	09/27/2019	4252	10042019	290178	21.53	10/04/2019	INV	PD	Pro Shop Security System
4107	22000786	09/27/2019	4248	10042019	290178	21.53	10/04/2019	INV	PD	Library Alarm Monitoring
4108	22001184	09/27/2019	4249	10042019	290178	43.06	10/04/2019	INV	PD	2019-20 annual service co
4113	22000959	09/27/2019	4254	10042019	290178	26.91	10/04/2019	INV	PD	FY20 Alarm Monitoring for
4110	22001026	09/27/2019	4251	10042019	290178	21.53	10/04/2019	INV	PD	Alarm monitoring for the

DOCUMENT	P.O.	INV DATE	VOUCHER	CHECK RUN	CHECK #	INVOICE NET	DUE DATE	TYPE	STS	INVOICE DESCRIPTION
4112	22000851	09/27/2019	4253	10042019	290178	21.53	10/04/2019	INV	PD	Annual PO- Modern - Tran
6161	22001844	10/27/2019	6675	110719	290930	161.47	11/08/2019	INV	PD	FY20 Monthly Alarm Monito
6073	22000786	10/27/2019	6585	110719	290930	177.62	11/08/2019	INV	PD	Library Alarm Monitoring
7626	22000786	11/27/2019	8179	12112019	291507	177.62	12/13/2019	INV	PD	Library Alarm Monitoring
10405	22005158	12/27/2019	11880	020420	292523	62.50	02/07/2020	INV	PD	FY20 Service Calls for Li
8417	22000786	12/27/2019	9832	01072020	291910	177.62	01/03/2020	INV	PD	Library Alarm Monitoring
8415	22000590	12/27/2019	9831	01072020	291910	193.76	01/03/2020	INV	PD	Annual Requisition for Mu
12234	22005158	02/11/2020	13754	031320	293316	313.56	03/13/2020	INV	PD	FY20 Service Calls for Li
12030	22005575	02/11/2020	13546	031020	293211	459.56	03/13/2020	INV	PD	NCS Wireless Call System
11905	22000786	02/27/2020	13418	031020	293211	177.62	03/13/2020	INV	PD	Library Alarm Monitoring
						3,618.51				
4905 MODRALL SPERLING, ROEHL										
6407	22003860	10/18/2019	6926		101819	27,633.35	11/13/2019	DIR	PD	2020 Bond Refunding - Und
7210	22020072	11/19/2019	7751	11262019	291359	6,946.47	11/29/2019	INV	PD	ESTIMATE UPDATE CITYS 40
1147	22020071	07/25/2019	1209	08122019	289022	431.39	08/09/2019	INV	PD	LEGAL SERVICES FOR WATER
1145	22020071	07/25/2019	1206	08122019	289022	1,861.71	08/09/2019	INV	PD	LEGAL SERVICES FOR WATER
2374	22020072	07/31/2019	2482	09042019	289489	39,335.33	09/06/2019	INV	PD	ESTIMATE UPDATE CITYS 40
2303	22020071	08/20/2019	2411	08302019	289368	142.40	08/30/2019	INV	PD	LEGAL SERVICES FOR WATER
2302	22020312	08/20/2019	2410	08302019	289368	71.20	08/30/2019	INV	PD	LEGAL REPRESENTATION FEES
4074	22020072	09/23/2019	4215	10042019	290179	15,937.24	10/04/2019	INV	PD	ESTIMATE UPDATE CITYS 40
6065	22020071	10/30/2019	6576	110719	290931	189.86	11/08/2019	INV	PD	LEGAL SERVICES FOR WATER
6068	22020312	10/30/2019	6579	110719	290931	166.13	11/08/2019	INV	PD	LEGAL REPRESENTATION FEES
6136	22020071	10/30/2019	6650	110719	290931	14,902.93	11/08/2019	INV	PD	LEGAL SERVICES FOR WATER
7076	22020071	11/18/2019	7613	11262019	291359	94.93	11/29/2019	INV	PD	LEGAL SERVICES FOR WATER
7075	22020312	11/19/2019	7612	11262019	291359	1,695.80	11/29/2019	INV	PD	LEGAL REPRESENTATION FEES
8908	22020072	12/16/2019	10327	01072020	291911	7,687.85	01/03/2020	INV	PD	ESTIMATE UPDATE CITYS 40
8825	22020312	12/16/2019	10242	01072020	291911	1,400.22	01/03/2020	INV	PD	LEGAL REPRESENTATION FEES
10816	22020072	01/21/2020	12304	021420	292725	3,214.05	02/14/2020	INV	PD	ESTIMATE UPDATE CITYS 40
12554	22020072	03/10/2020	14081	032020	293445	4,356.21	03/20/2020	INV	PD	ESTIMATE UPDATE CITYS 40
12441	22020312	03/16/2016	13966	032020	293445	355.99	03/20/2020	INV	PD	LEGAL REPRESENTATION FEES
12440	22020072	03/16/2016	13965	032020	293445	6,493.36	03/20/2020	INV	PD	ESTIMATE UPDATE CITYS 40
14944		03/31/2020	16659		1028	27,633.35	03/31/2020	DIR	PD	PPRF-5022
						160,549.77				
4910 MONTGOMERY AGENCY, INC.										
1617	22002042	08/08/2019	1693	08162019	289163	70.00	08/16/2019	INV	PD	Notary Renewal for Olga R
1444	22001721	08/08/2019	1517	08162019	289163	70.00	08/16/2019	INV	PD	NM NOTARY PUBLIC
2751	22002631	09/03/2019	2867	09122019	289613	70.00	09/13/2019	INV	PD	Notary Renewal
7209	22004501	11/22/2019	7750	11262019	291360	70.00	11/29/2019	INV	PD	Notary Certificate for Cy
1896	22002275	08/20/2019	1986	08232019	289264	70.00	08/23/2019	INV	PD	Notary Renewal A. McDouga
6046	22004086	11/01/2019	6557	110719	290932	70.00	11/08/2019	INV	PD	Notary For Mary Garwood
3899	22003155	09/24/2019	4036	10012019	290078	70.00	10/04/2019	INV	PD	NM Notary Public - Kadee
10755	22006125	02/12/2020	12242	021420	292726	70.00	02/14/2020	INV	PD	Notary Renewal
12029	22006093	02/12/2020	13545	031020	293212	70.00	03/13/2020	INV	PD	Notary Public Nadine Mire
7148	22004461	11/21/2019	7687	11262019	291360	70.00	11/29/2019	INV	PD	Materials and Supplies
5953	22004015	10/31/2019	6459	110419	290868	490.00	11/08/2019	INV	PD	CPD Notary Certificates n
8820	22004015	12/30/2019	10237	01072020	291913	140.00	01/03/2020	INV	PD	CPD Notary Certificates n
						1,330.00				
4917 MORALES UPHOLSTERY										
11643	22001862	09/06/2019	13150	022820	293025	913.27	02/28/2020	INV	PD	re-upholster conference t

DOCUMENT	P.O.	INV DATE	VOUCHER	CHECK RUN	CHECK #	INVOICE NET	DUE DATE	TYPE	STS	INVOICE DESCRIPTION
11384	22001848	09/06/2019	12883	022820	293025	175.00	02/28/2020	INV	PD	Bench for front lobby at
4257	22001169	09/09/2019	4417	10102019	290256	819.89	10/11/2019	INV	PD	Repair seats and headline
11383	22003676	10/18/2019	12882	022820	293025	815.88	02/28/2020	INV	PD	re-upholster rolling chai
8803	22004934	12/18/2019	10220	01072020	291914	98.59	01/03/2020	INV	PD	REPAIR SEAT TO OFFICE CHA
9701	22005416	01/21/2020	11146	01242020	292236	409.94	01/24/2020	INV	PD	REPAIR SEAT TO VEHICLE DU
11139	22006078	02/17/2020	12632	022120	292868	513.72	02/21/2020	INV	PD	truck upholstery
						3,746.29				
4925 MSC INDUSTRIAL SUPPLY CO.										
12661	22006167	02/26/2020	14190	032420	293534	89.24	03/27/2020	INV	PD	Restock Warehouse - Boots
531	22000854	07/11/2019	562	073119	288820	355.16	07/31/2019	INV	PD	8 foot shelf ladder part
5295	22000854	07/10/2019	5781	10212019	290545	436.18	10/18/2019	INV	PD	8 foot shelf ladder part
12692	22006747	03/12/2020	14223	032420	293534	184.50	03/27/2020	INV	PD	replace headlamps for DE
12794	22006794	03/13/2020	14328	032720	293595	313.52	03/27/2020	INV	PD	Grinding wheels, Gauges,
1889	22001503	07/19/2019	1979	08232019	289266	291.50	08/23/2019	INV	PD	RESTOCK SAFETY VESTS
2308	22002000	08/07/2019	2416	08302019	289369	50.40	08/30/2019	INV	PD	Material to restock wareh
1984	22001503	08/13/2019	2078	082319	289454	39.75	08/23/2019	INV	PD	RESTOCK SAFETY VESTS
2201	22002000	08/14/2019	2303	08302019	289369	138.48	08/30/2019	INV	PD	Material to restock wareh
5221	22003384	10/02/2019	5705	10182019	290477	66.90	10/18/2019	INV	PD	Vests for SW Employees
6354	22003927	10/24/2019	6872	11142019	291067	160.12	11/15/2019	INV	PD	tools for service truck
6756	22004239	11/08/2019	7282	11222019	291186	123.84	11/22/2019	INV	PD	restock med cabinets @wat
8129	22004783	12/09/2019	9535	12202019	291726	89.91	12/20/2019	INV	PD	Restock Warehouse
8321	22004239	12/13/2019	9736	12312019	291818	29.75	12/31/2019	INV	PD	restock med cabinets @wat
8323	22005066	12/20/2019	9738	12312019	291818	135.88	12/31/2019	INV	PD	replace wheels on warehou
9885	22005474	01/15/2020	11337	012820	292336	285.44	01/31/2020	INV	PD	Restock Tools in Tool Roo
11414	22006167	02/17/2020	12915	022820	293027	624.68	02/28/2020	INV	PD	Restock Warehouse - Boots
11991	22006389	02/26/2020	13506	031020	293214	654.74	03/13/2020	INV	PD	Restock supplies
2471	22002000	08/07/2019	2584	09062019	289508	436.35	09/06/2019	INV	PD	Material to restock wareh
3574	22002819	09/11/2019	3703	09242019	289898	321.75	09/27/2019	INV	PD	tools for service trucks
4123	22003098	09/20/2019	4264	10042019	290181	347.88	10/04/2019	INV	PD	Restock Safety Vests
4268	22003232	09/25/2019	4428	10102019	290257	283.43	10/11/2019	INV	PD	Reorder Sawzall blades
4438	22003340	09/30/2019	4605	10112019	290345	208.68	10/11/2019	INV	PD	Tool Boxes for Hydro Stop
5846	22003748	10/17/2019	6344	10312019	290812	62.56	10/31/2019	INV	PD	Blades for the sawzalls
8328	22005091	12/20/2019	9743	12312019	291818	349.50	12/31/2019	INV	PD	Restock Sawzall blades
9693	22005402	01/14/2020	11138	01242020	292237	318.62	01/24/2020	INV	PD	tool bag for service truc
						6,398.76				
4935 MORRISON SUPPLY										
2403	22002581	08/30/2019	2513	09042019	289491	170.05	09/06/2019	INV	PD	tools for plumber
646	22001421	07/11/2019	678	073119	288819	1,125.00	07/31/2019	INV	PD	MASTER COOL PADS FOR THE
8802	22005063	06/18/2019	10218	01072020	291915	194.90	01/03/2020	INV	PD	hvac parts
1454	22001244	08/01/2019	1527	08162019	289165	50.00	08/16/2019	INV	PD	Library Drinking Fountain
322	22020219	06/25/2019	345	072319jd	288636	43.53	07/26/2019	INV	PD	PURCHASE PARTS FOR 809 E
377	22000905	07/12/2019	400	072419jd	288662	104.88	07/26/2019	INV	PD	Tools for plumber
630	22001021	07/12/2019	662	073119	288819	101.00	07/31/2019	INV	PD	Flush valve for restroom
1448	22001492	08/07/2019	1521	08162019	289165	303.69	08/16/2019	INV	PD	flush valve for womens re
1323	22001401	07/19/2019	1389	08122019	289024	201.86	08/09/2019	INV	PD	Tools for facility mainte
1247	22001264	07/25/2019	1312	08122019	289024	1,048.30	08/09/2019	INV	PD	Replace toilets in men's
6851	22001686	07/29/2019	7380	11222019	291185	38.72	11/22/2019	INV	PD	Water valve replacement f
6721	22001728	08/01/2019	7244	11222019	291184	140.40	11/22/2019	INV	PD	parts for plumber
1815	22002263	08/16/2019	1902	08232019	289265	94.07	08/23/2019	INV	PD	Air Conditioning Filters
3618	22002343	08/21/2019	3747	09252019	289939	130.35	09/27/2019	INV	PD	toilet repair kits
3107	22002513	09/08/2019	3230	09202019	289782	31.67	09/20/2019	INV	PD	Parts for Drinking Founta

DOCUMENT	P.O.	INV DATE	VOUCHER	CHECK RUN	CHECK #	INVOICE NET	DUE DATE	TYPE	STS	INVOICE DESCRIPTION
4038	22002660	09/25/2019	4177	10042019	290180	1,180.35	10/04/2019	INV	PD	REPLACEMENT URINAL FOR EA
3649	22002499	08/30/2019	3778	09252019	289939	232.77	09/27/2019	INV	PD	replacement toilets and s
2796	22002589	08/30/2019	2912	09122019	289614	49.83	09/13/2019	INV	PD	SUPPLIES FOR STREET DEPAR
3289	22002595	09/12/2019	3417	09202019	289782	98.18	09/20/2019	INV	PD	Parts to repair sump Pump
3106	22002757	09/10/2019	3229	09202019	289782	29.56	09/20/2019	INV	PD	SUPPLIES TO REPAIR URINAL
3038	22002865	09/12/2019	3157	09202019	289782	814.79	09/20/2019	INV	PD	Replacement irrigation pa
4486	22003481	10/04/2019	4656	10112019	290344	286.45	10/11/2019	INV	PD	Hose Clamps
3846	22003250	09/27/2019	3983	10012019	290079	96.50	10/04/2019	INV	PD	roof repair materials rec
5715	22003359	10/12/2019	6211	10312019	290811	13.49	10/31/2019	INV	PD	Plumbing Supplies-Ice Mak
5386	22003606	10/11/2019	5874	10222019	290587	975.82	10/25/2019	INV	PD	flush valves for restroom
4689	22003524	10/08/2019	4862	10152019	290392	132.53	10/18/2019	INV	PD	Replacement shower valves
5231	22003588	10/12/2019	5716	10182019	290476	136.52	10/18/2019	INV	PD	Plumbing parts
5503	22000771	10/10/2019	5995	10232019	290619	4,118.00	10/25/2019	INV	PD	Air Conditioners and supp
6140	22003917	10/28/2019	6654	110719	290933	1,873.04	11/08/2019	INV	PD	Grinder pump for the Cass
5665	22003677	10/15/2019	6161	1028201	290734	120.00	10/31/2019	INV	PD	Wet and dry shop vac for
7719	22004059	12/09/2019	8274	12132019	291617	1,550.09	12/13/2019	INV	PD	Replacement plumbing part
6829	22004066	11/07/2019	7356	11222019	291184	68.00	11/22/2019	INV	PD	SUPPLIES FOR THE PW BUILD
7576	22004256	11/18/2019	8129	12112019	291508	104.91	12/13/2019	INV	PD	MATERIAL NEEDED TO FIX BA
6482	22004170	11/05/2019	7002	11142019	291101	18.42	11/15/2019	INV	PD	Parts for the Ice Machine
7272	22004567	11/26/2019	7814	12032019	291429	72.95	12/06/2019	INV	PD	ice maker cleaner
7698	22004402	12/06/2019	8253	12132019	291618	50.35	12/13/2019	INV	PD	plumbing parts
6784	22004403	11/19/2019	7310	11222019	291184	603.15	11/22/2019	INV	PD	plumbing parts
7584	22004434	11/22/2019	8137	12112019	291508	249.28	12/13/2019	INV	PD	Urinal for Station 1 Bath
7577	22004451	11/20/2019	8130	12112019	291508	63.50	12/13/2019	INV	PD	REPLACE TOILET TANK IN GA
7306	22004421	11/22/2019	7851	12032019	291429	78.76	12/06/2019	INV	PD	Plumbing Supplies for Riv
7311	22004520	11/25/2019	7856	12032019	291429	37.00	12/06/2019	INV	PD	replacement toilet powerh
7699	22004521	12/06/2019	8254	12132019	291618	177.00	12/13/2019	INV	PD	plumbing parts
7700	22004718	12/09/2019	8255	12132019	291618	114.00	12/13/2019	INV	PD	storage totes
7236	22004547	11/26/2019	7777	12032019	291429	184.00	12/06/2019	INV	PD	replacement toilet
7794	22004842	12/11/2019	8350	12172019	291646	535.00	12/20/2019	INV	PD	tools for plumber
9098	22005196	01/02/2020	10520	01102020	292001	438.92	01/10/2020	INV	PD	Replacement irrigation pi
9597	22005196	01/09/2020	11037	01212020	292153	495.88	01/24/2020	INV	PD	Replacement irrigation pi
10053	22005473	01/17/2020	11518	01312020	292420	26.15	01/31/2020	INV	PD	Parts needed to replace b
10088	22005698	01/29/2020	11555	01312020	292420	359.04	01/31/2020	INV	PD	foil duct tape
9838	22005581	01/22/2020	11290	012820	292334	96.24	01/31/2020	INV	PD	Air filters for the stati
10139	22005196	01/27/2020	11607	01312020	292420	885.50	01/31/2020	INV	PD	Replacement irrigation pi
10311	22005748	01/29/2020	11783	020420	292524	75.07	02/07/2020	INV	PD	Cleaning Fluid for Ice Ma
10645	22005776	02/06/2020	12129	021420	292727	300.56	02/14/2020	INV	PD	repairs for heater in PH
10859	22005912	02/07/2020	12347	021420	292727	357.71	02/14/2020	INV	PD	PLUMBING SUPPLIES
11239	22005913	02/17/2020	12734	022120	292869	186.00	02/21/2020	INV	PD	toilet seats
11132	22005998	02/07/2020	12625	022120	292869	215.13	02/21/2020	INV	PD	plumbing
11427	22006092	02/24/2020	12929	022820	293026	405.00	02/28/2020	INV	PD	tools
11386	22006158	02/17/2020	12885	022820	293026	22.18	02/28/2020	INV	PD	Plumbing parts for the Ca
11808	22006262	02/28/2020	13317	030620	293146	327.00	03/06/2020	INV	PD	tools
11874	22006236	02/20/2020	13386	031020	293213	344.65	03/13/2020	INV	PD	Plumbing parts for the re
11290	22006288	02/21/2020	12786	022520	292932	529.54	02/28/2020	INV	PD	Replacement irrigation pa
12228	22006288	03/06/2020	13747	031320	293317	75.29	03/13/2020	INV	PD	Replacement irrigation pa
12573	22006475	03/12/2020	14100	032020	293446	144.00	03/20/2020	INV	PD	plumbing supplies
11924	22006487	03/02/2020	13438	031020	293213	26.02	03/13/2020	INV	PD	washer and dryer hoses
12724	22006488	03/09/2020	14257	032420	293532	275.00	03/27/2020	INV	PD	fuacet for Kave Karst
12835	22006703	03/19/2020	14370	032720	293594	80.85	03/27/2020	INV	PD	plumbing parts
12913	22006759	03/19/2020	14449	032720	293594	69.00	03/27/2020	INV	PD	water fountain sensor
12837	22006832	03/19/2020	14372	032720	293594	26.88	03/27/2020	INV	PD	toilet parts
12834	22006900	03/19/2020	14369	032720	293594	325.05	03/27/2020	INV	PD	plumbing parts
12833	22006899	03/19/2020	14368	032720	293594	325.05	03/27/2020	INV	PD	plumbing parts

DOCUMENT	P.O.	INV DATE	VOUCHER	CHECK RUN	CHECK #	INVOICE NET	DUE DATE	TYPE	STS	INVOICE DESCRIPTION
12836	22006909	03/22/2020	14371	032720	293594	1,992.96	03/27/2020	INV	PD	stock plumbing supplies
12832	22006898	03/19/2020	14367	032720	293594	79.00	03/27/2020	INV	PD	plumbing supplies
10783	22004806	02/03/2020	12270	021420	292727	625.87	02/14/2020	INV	PD	Plumbing parts for the Ca
						26,952.20				
4949 MOTOROLA INC										
5681	22003233	10/04/2019	6177	1028201	290735	29,298.21	10/31/2019	INV	PD	Motorola APX 4000 Portabl
13030	22006289	03/10/2020	14574	03312020	293684	18,737.40	03/31/2020	INV	PD	Portable Radios for CPD P
9069	22005267	05/22/2018	10489	01102020	292002	494.09	01/10/2020	INV	PD	Outstanding invoices from
9070	22005267	08/23/2018	10490	01102020	292002	505.94	01/10/2020	INV	PD	Outstanding invoices from
9071	22005267	08/23/2018	10491	01102020	292002	505.94	01/10/2020	INV	PD	Outstanding invoices from
9072	22005267	08/23/2018	10492	01102020	292002	505.94	01/10/2020	INV	PD	Outstanding invoices from
9073	22005267	08/26/2018	10493	01102020	292002	505.94	01/10/2020	INV	PD	Outstanding invoices from
9068	22005267	08/26/2018	10488	01102020	292002	505.94	01/10/2020	INV	PD	Outstanding invoices from
9074	22005267	12/20/2018	10494	01102020	292002	507.01	01/10/2020	INV	PD	Outstanding invoices from
9075	22005267	01/04/2019	10495	01102020	292002	507.01	01/10/2020	INV	PD	Outstanding invoices from
8935	22020157	03/06/2019	10355	01072020	291916	550.16	01/03/2020	INV	PD	Repair Maxwell Handheld R
						52,623.58				
4975 MUNICIPAL CODE CORP.										
7320	22004580	11/04/2019	7867	12032019	291430	950.00	12/06/2019	INV	PD	Annual Online Code Hostin
4997 MYRON CORP										
3513	22002832	09/20/2019	3642	09242019	289899	841.20	09/27/2019	INV	PD	Give a ways for HHWC Octo
7787	22004148	12/04/2019	8343	12172019	291647	355.94	12/20/2019	INV	PD	KCB flashlights for educa
12712	22006294	03/02/2020	14245	032420	293536	939.80	03/27/2020	INV	PD	Give a ways for HHWC and
12713	22006294	02/27/2020	14247	032420	293536	197.62	03/27/2020	INV	PD	Give a ways for HHWC and
						2,334.56				
5009 MORROW, REARDON, MILLER,										
6626	22003445	10/25/2019	7146	11152019	291133	3,139.16	11/15/2019	INV	PD	HAP Phase 3B Design
12716	22003445	11/19/2019	14249	032420	293533	2,998.93	03/27/2020	INV	PD	HAP Phase 3B Design
8131	22003445	12/18/2019	9538	12202019	291725	2,734.63	12/20/2019	INV	PD	HAP Phase 3B Design
9884	22003445	01/23/2020	11336	012820	292335	2,734.63	01/31/2020	INV	PD	HAP Phase 3B Design
11338	22003445	02/20/2020	12837	022520	292933	5,674.23	02/28/2020	INV	PD	HAP Phase 3B Design
						17,281.58				
5032 PURE OPERATIONS, LLC										
3383	22001483	07/02/2019	3511	092019	289850	4,648.25	09/20/2019	INV	PD	METER FOR A JOB
331	22001481	06/26/2019	354	072319jd	288642	2,889.03	07/26/2019	INV	PD	METER FOR 3401 BOYD SOLE
1498	22000800	07/26/2019	1573	08162019	289182	9,932.80	08/16/2019	INV	PD	Restock inventory per quo
2048	22001482	08/19/2019	2144	08302019	289388	5,732.89	08/30/2019	INV	PD	METERS FOR A JOB
2767	22001892	09/06/2019	2883	09122019	289634	14,300.50	09/13/2019	INV	PD	Need more meters, out of
5281	22002672	09/25/2019	5766	10212019	290563	9,932.80	10/18/2019	INV	PD	Restock Meters/Sole Sourc
5704	22002820	10/21/2019	6200	10312019	290836	912.84	10/31/2019	INV	PD	Repair Chlorinator Quote
6689	22003770	10/28/2019	7211	11222019	291203	2,346.30	11/22/2019	INV	PD	Vacuum Regulator rebuild
6781	22004374	11/19/2019	7307	11222019	291203	59.55	11/22/2019	INV	PD	Tubing for Chlorinater
9174	22004859	01/06/2020	10597	01142020	292063	8,564.16	01/17/2020	INV	PD	Need for upcoming jobs/So
10041	22004887	01/16/2020	11506	01312020	292437	9,291.20	01/31/2020	INV	PD	Restock Meters/Sole Sourc
11875	22005903	02/17/2020	13387	031020	293228	13,881.25	03/13/2020	INV	PD	Need for upcoming jobs/So

DOCUMENT	P.O.	INV DATE	VOUCHER	CHECK RUN	CHECK #	INVOICE NET	DUE DATE	TYPE	STS	INVOICE DESCRIPTION
12028	22005784	03/05/2020	13544	031020	293228	8,564.16	03/13/2020	INV	PD	Need for upcoming jobs/So
12172	22006198	03/05/2020	13690	031320	293331	1,045.58	03/13/2020	INV	PD	Replace inventory Quote N
12198	22006398	03/11/2020	13717	031320	293331	948.80	03/13/2020	INV	PD	Repair Chlorinator Quote
						93,050.11				
5036 MOUNTAIN-PLAINS MUSEUMS										
1554	22001185	08/15/2019	1630	08162019	289166	125.00	08/16/2019	INV	PD	2019-20 annual institutio
5039 ONXMAPS INC.										
1268	22001109	07/15/2019	1333	08122019	289028	990.00	08/09/2019	INV	PD	topography chip for gps
5108 NMPTA										
9290	22005255	01/07/2020	10721	01142020	292052	400.00	01/17/2020	INV	PD	Annual membership dues fo
5137 NATL BUSINESS FURNITURE										
9238	22004475	11/22/2019	10666	01142020	292047	2,499.99	01/17/2020	INV	PD	reception desk for lobby
10471	22004709	12/09/2019	11950	020720	292601	997.00	02/07/2020	INV	PD	corner piece for receptio
						3,496.99				
5169 NM STATE LAND OFFICE										
2864	22002837	06/06/2019	2981	09122019	289621	1.00	09/13/2019	INV	PD	State Land Office Water R
647	22001806	07/30/2019	679	073119	288824	200.00	07/31/2019	INV	PD	Permit app for Welcome to
11855	22006575	03/04/2020	13367	030620	293147	750.00	03/06/2020	INV	PD	Sign permit-welcome to Ca
						951.00				
5174 NORTH AMERICAN RESCUE HOLDINGS LLC										
1921	22001511	07/31/2019	2012	08232019	289270	1,793.98	08/23/2019	INV	PD	Stop the Bleed Training K
5201 NATIONAL LEAGUE OF CITIES										
3388	22002772	05/01/2019	3516	092019	289846	1,916.83	09/20/2019	INV	PD	National League of Cities
5206 CARLSBAD NATIONAL LITTLE LEAGUE										
1025	22020342	05/01/2019	1081	08082019	288940	11,500.00	08/09/2019	INV	PD	185083-LEAGUE SERVICES FO
5214 NEW MEXICO EMERGENCY PROD										
5407	22003414	10/10/2019	5895	10222019	290588	1,421.94	10/25/2019	INV	PD	SUPPLIES FOR THE RADIO SH
5293	22002821	10/10/2019	5779	10212019	290546	870.95	10/18/2019	INV	PD	Light Bar for 12221 truck
6372	22003273	10/25/2019	6891	11142019	291068	884.17	11/15/2019	INV	PD	SUPPLIES FOR STREET DEPAR
9237	22004690	12/16/2019	10665	01142020	292049	955.96	01/17/2020	INV	PD	SUPPLIES FOR STREET DEPAR
						4,133.02				
5218 MILLER ENGINEERS INC										
3542	22002002	08/31/2019	3671	09242019	289895	12,141.16	09/27/2019	INV	PD	Engineering survey for Fa
6471	22002002	10/31/2019	6991	11142019	291100	8,094.10	11/15/2019	INV	PD	Engineering survey for Fa
9705	22002464	10/31/2019	11151	01242020	292235	20,165.72	01/24/2020	INV	PD	Design engineering for Ol

DOCUMENT	P.O.	INV DATE	VOUCHER	CHECK RUN	CHECK #	INVOICE NET	DUE DATE	TYPE	STS	INVOICE DESCRIPTION
9707	22002464	10/31/2019	11152	01242020	292235	11,670.89	01/24/2020	INV	PD	Design engineering for Ol
9763	22002464	01/15/2020	11213	01242020	292235	46,683.57	01/24/2020	INV	PD	Design engineering for Ol
4041	22003274	06/30/2019	4182	11122019	291012	1,546.60	10/04/2019	INV	PD	Engineering services for
321	22020281	06/27/2019	344	072319jd	288633	4,951.16	07/26/2019	INV	PD	ENGINEERING NEEDED FOR FA
1830	22001623	08/13/2019	1917	08232019	289261	19,400.11	08/23/2019	INV	PD	Design work for Farmview
3501	22001623	09/10/2019	3630	09242019	289895	5,883.04	09/27/2019	INV	PD	Design work for Farmview
3502	22001769	09/11/2019	3632	09242019	289895	4,953.04	09/27/2019	INV	PD	Engineering review and de
5291	22001769	09/30/2019	5776	10212019	290542	14,588.67	10/18/2019	INV	PD	Engineering review and de
5891	22002943	09/30/2019	6391	10312019	290808	810.03	10/31/2019	INV	PD	Engineering review of Cop
5292	22003005	09/30/2019	5778	10212019	290542	1,493.58	10/18/2019	INV	PD	Engineering review of Flu
5973	22002316	10/22/2019	6482	110419	290867	98,597.10	11/08/2019	INV	PD	Engineering design for Fa
8135	22003005	12/10/2019	9542	12202019	291723	6,958.82	12/20/2019	INV	PD	Engineering review of Flu
8134	22002943	12/10/2019	9541	12202019	291723	3,119.35	12/20/2019	INV	PD	Engineering review of Cop
9284	22004474	12/30/2019	10715	01142020	292044	753.53	01/17/2020	INV	PD	Drainage Review - Cielo L
9285	22004473	12/30/2019	10716	01142020	292044	775.05	01/17/2020	INV	PD	Drainage Review - Carlsba
9318	22004746	12/30/2019	10750	011420	28484	8,825.62	01/17/2020	INV	PD	Mitigation of West Rivers
9686	22001623	01/15/2020	11131	01242020	292235	189.46	01/24/2020	INV	PD	Design work for Farmview
9691	22001769	01/15/2020	11136	01242020	292235	665.81	01/24/2020	INV	PD	Engineering review and de
12448	22002943	01/15/2020	13973	032020	293443	451.04	03/20/2020	INV	PD	Engineering review of Cop
9692	22003005	01/15/2020	11137	01242020	292235	6,128.55	01/24/2020	INV	PD	Engineering review of Flu
12450	22001623	01/31/2020	13975	032020	293443	82.35	03/20/2020	INV	PD	Design work for Farmview
12449	22001769	01/31/2020	13974	032020	293443	48.44	03/20/2020	INV	PD	Engineering review and de
11359	22005264	01/31/2020	12858	022820	293023	27,867.62	02/28/2020	INV	PD	Design, survey, model upd
11774	22004746	02/20/2020	13283	03032020	28502	4,249.86	03/06/2020	INV	PD	Mitigation of West Rivers
12445	22002943	02/29/2020	13970	032020	293443	2,809.83	03/20/2020	INV	PD	Engineering review of Cop
12446	22005264	02/29/2020	13971	032020	293443	17,153.25	03/20/2020	INV	PD	Design, survey, model upd
12715	22005860	03/05/2020	14248	032420	293530	904.22	03/27/2020	INV	PD	Drainage and Grading Revi
						331,961.57				
5228 ENVISIONWARE, INC										
6269	22003415	07/08/2019	6786	11122019	290997	725.00	11/08/2019	INV	PD	Envisionware Mobile Print
4233	22003389	08/26/2019	4393	10102019	290240	781.80	10/11/2019	INV	PD	Envisionware Software Sui
						1,506.80				
5230 OFFICEFURNITURE.COM LLC										
7189	22004297	11/18/2019	7730	11262019	291365	514.90	11/29/2019	INV	PD	Lateral File - Secretary'
5252 SIDDONS-MARTIN EMERGENCY GROUP										
1798	22001673	07/25/2019	1883	08232019	289291	73.80	08/23/2019	INV	PD	hood won`t stay up
3321	22002776	09/05/2019	3449	09202019	289819	169.10	09/20/2019	INV	PD	ENG-7 NEEDS HANDLE(TH) F/
4712	22003006	09/17/2019	4886	10152019	290405	116.40	10/18/2019	INV	PD	ENG-7 NEEDS ENDS(TH) F/D
5937	22003104	10/22/2019	6424	110419	290886	29.40	11/08/2019	INV	PD	ENG-7 PUMP LEAKING(TH) F/
5705	22003749	10/17/2019	6201	10312019	290844	251.63	10/31/2019	INV	PD	LADDER-2 NEEDS SENSOR(TH)
5938	22003893	10/23/2019	6444	110419	290886	783.54	11/08/2019	INV	PD	ENG-7 NEEDS PUMP(TH)F/D
6737	22003894	10/23/2019	7261	11222019	291217	327.32	11/22/2019	INV	PD	ENG-7 NEEDS SIDE RAIL REP
6736	22004181	11/05/2019	7260	11222019	291217	271.62	11/22/2019	INV	PD	ENG-3 NEEDS RESERVOIR(TH)
7897	22004614	11/25/2019	8872	12202019	291745	3,096.68	12/20/2019	INV	PD	E-3 alt not charging,P/S
10604	22005278	01/30/2020	12086	021120	292652	4,779.49	02/14/2020	INV	PD	L-1 ALTERNATOR NOT CHARGI
10414	22005759	01/27/2020	11890	020420	292539	1,551.29	02/07/2020	INV	PD	ENG-1 NEEDS PARTS(TH)F/D
11146	22005891	01/31/2020	12639	022120	292888	98.38	02/21/2020	INV	PD	ENG-1 NEEDS HEATER VALVE(
11872	22005901	02/04/2020	13384	031020	293239	716.95	03/13/2020	INV	PD	F-6 NEEDS FILTER HOUSING(
11145	22006124	02/12/2020	12638	022120	292888	2,772.84	02/21/2020	INV	PD	governor control

DOCUMENT	P.O.	INV DATE	VOUCHER	CHECK RUN	CHECK #	INVOICE NET	DUE DATE	TYPE	STS	INVOICE DESCRIPTION
11916	22005759	03/02/2020	13429	031020	293239	-62.50	03/13/2020	CRM	PD	ENG-1 NEEDS PARTS(TH)F/D
3572	22001105	07/11/2019	3701	09242019	289915	6,834.87	09/27/2019	INV	PD	replacement parts, labor,
8101	22004631	11/25/2019	9504	12202019	291745	389.41	12/20/2019	INV	PD	A-6 NEEDS SWITCHES AND FA
						22,200.22				
5259 NATIONAL RESTAURANT SUPPLY CO INC										
4103	22002301	09/25/2019	4244	10042019	290182	10,310.49	10/04/2019	INV	PD	Refrigerators for Concess
5276 ADVANCED CHEMICAL TRANSPORT INC.										
7444	22003666	10/31/2019	7994	12062019	291462	22,149.64	12/06/2019	INV	PD	HHWC Events -OCT 2019 an
7449	22003666	10/31/2019	7999	12062019	291462	2,044.24	12/06/2019	INV	PD	HHWC Events -OCT 2019 an
						24,193.88				
5281 TARGET SOLUTIONS LEARNING LLC										
1920	22020297	05/23/2019	2011	08232019	289300	6,953.00	08/23/2019	INV	PD	TARGET SOLUTIONS RENEWAL
5300 STRYKER SALES CORPORATION										
1915	22020158	08/06/2019	2006	08232019	289298	668.75	08/23/2019	INV	PD	Power load repair M5
3131	22001491	09/05/2019	3255	09202019	289826	334.59	09/20/2019	INV	PD	Electrode replacement inf
9213	22004876	12/16/2019	10640	01142020	292077	33,610.00	01/17/2020	INV	PD	Cardiac Monitor
						34,613.34				
5320 NPSR ARCHITECTS, INC										
892	22020350	06/20/2019	940	08022019	28444	2,883.45	08/02/2019	INV	PD	184057-Architect & Constr
8104	22020350	11/25/2019	9511	12202019	28477	18,110.84	12/20/2019	INV	PD	184057-Architect & Constr
8133	22020293	11/26/2019	9539	12202019	291732	107,599.26	12/20/2019	INV	PD	ARCHITECTURE SERVICES FOR
						128,593.55				
5327 MAIL FINANCE										
409	22001260	07/02/2019	433	072419jd	288660	369.35	07/26/2019	INV	PD	Library Postage Machine L
9598	22005490	01/02/2020	11038	01212020	292149	737.82	01/24/2020	INV	PD	Postage machine lease
						1,107.17				
5376 NEUMARK IRRIGATION										
2211	22002035	08/22/2019	2313	08302019	289371	908.52	08/30/2019	INV	PD	Irrigation supplies for C
2210	22002004	08/22/2019	2312	08302019	289371	1,234.11	08/30/2019	INV	PD	Replacement irrigation va
6479	22004016	11/06/2019	6999	11142019	291102	2,452.98	11/15/2019	INV	PD	SUPPLIES FOR STREET DEPAR
7387	22004400	12/04/2019	7935	12112019	291509	2,499.77	12/13/2019	INV	PD	Replacement irrigation pa
7737	22004742	12/09/2019	8292	12132019	291619	843.31	12/13/2019	INV	PD	SUPPLIES FOR STREET WORK
9180	22005167	01/08/2020	10603	01142020	292048	1,767.89	01/17/2020	INV	PD	Replacement irrigation pa
12608	22006778	03/18/2020	14137	032020	293448	2,490.94	03/20/2020	INV	PD	Irrigation parts for the
						12,197.52				
5400 NEWMAN TRAFFIC SIGNS INC										
3937	22003275	06/19/2019	4075	10012019	290080	713.84	10/04/2019	INV	PD	SUPPLIES FOR SIGNS IN THE
2741	22002257	09/04/2019	2857	09122019	289616	852.20	09/13/2019	INV	PD	SUPPLIES FOR SIGNS IN THE
3674	22002951	09/19/2019	3805	09302019	290061	1,094.99	09/27/2019	INV	PD	SUPPLIES FOR SIGNS IN THE

DOCUMENT	P.O.	INV DATE	VOUCHER	CHECK RUN	CHECK #	INVOICE NET	DUE DATE	TYPE	STS	INVOICE DESCRIPTION
4397	22003171	09/26/2019	4563	10102019	290259	1,017.00	10/11/2019	INV	PD	SUPPLIES FOR SIGNS IN THE
1428	22000699	07/29/2019	1501	08162019	289168	3,960.00	08/16/2019	INV	PD	Bus Stop Signs for North
5408	22002899	10/04/2019	5896	10222019	290589	1,473.76	10/25/2019	INV	PD	SUPPLIES FOR SIGNS IN THE
5996	22003416	10/23/2019	6507	110419	290871	1,206.80	11/08/2019	INV	PD	SUPPLIES FOR SIGNS IN THE
7906	22004226	11/12/2019	9313	12202019	291727	362.04	12/20/2019	INV	PD	Materials for sign shop
7068	22004175	11/20/2019	7605	11262019	291361	1,052.52	11/29/2019	INV	PD	Materials for sign shop
11738	22005369	02/26/2020	13246	032020	293110	1,683.20	03/06/2020	INV	PD	Supplies for Streets Depa
12796	22006503	03/09/2020	14331	032720	293597	958.51	03/27/2020	INV	PD	Materials for sign shop
12915	22006537	03/17/2020	14451	032720	293597	2,089.79	03/27/2020	INV	PD	Materials for sign shop
12914	22006719	03/18/2020	14450	032720	293597	401.00	03/27/2020	INV	PD	Materials for sign shop
12916	22006720	03/18/2020	14452	032720	293597	627.50	03/27/2020	INV	PD	Materials for sign shop
						17,493.15				
5424 MUNICIPAL EMERGENCY SRVC										
6753	22004024	11/12/2019	7279	11222019	291187	3,206.67	11/22/2019	INV	PD	RIT PACK FROM SCOTT. USED
9268	22004615	12/12/2019	10698	01142020	292046	27,289.70	01/17/2020	INV	PD	Airpacks, cylinders, face
12733	22004730	12/30/2019	14267	032420	293535	4,755.79	03/27/2020	INV	PD	Annual SCBA pack testing
10070	22005462	01/21/2020	11535	01312020	292421	79.08	01/31/2020	INV	PD	Restock C Batteries
10740	22005443	01/27/2020	12225	021420	292728	1,633.92	02/14/2020	INV	PD	SCBA mask
10738	22005153	01/29/2020	12224	021420	292728	7,378.72	02/14/2020	INV	PD	30 min. Air Cylinder for
						44,343.88				
5433 CARLSBAD COMMUNITY CONCERT ASSN										
5476	22001510	10/16/2019	5968	10252019	290686	5,250.00	10/25/2019	INV	PD	Promotional expense for C
610	22001510	07/25/2019	642	073119	288783	6,416.78	07/31/2019	INV	PD	Promotional expense for C
7650	22001510	12/04/2019	8205	12122019	291583	1,113.82	12/13/2019	INV	PD	Promotional expense for C
2127	22001510	08/19/2019	2229	082319	289435	1,533.35	08/23/2019	INV	PD	Promotional expense for C
3182	22001510	07/20/2019	3308	09202019	289714	55.00	09/20/2019	INV	PD	Promotional expense for C
						14,368.95				
5448 NM DEPT OF PUBLIC SAFETY										
4536	22003498	06/06/2019	4706	10112019	290349	1,200.00	10/11/2019	INV	PD	Certification by Waiver F
9983	22005625	01/23/2020	11441	012820	292338	15.00	01/31/2020	INV	PD	Employee Record Check-T A
10167	22005702	01/28/2020	11637	01312020	292423	100.00	01/31/2020	INV	PD	Application for Licensure
						1,315.00				
5458 NM BOARD OF PHARMACY										
598	22001599	07/09/2019	630	073119	288823	60.00	07/31/2019	INV	PD	Facility Controlled Subst
5506	22003708	10/14/2019	5998	1028201	290738	50.00	10/25/2019	INV	PD	Pharmacy Board Renewal Fe
						110.00				
5459 NM DEPT OF WORKFORCE SOL										
8786		01/01/2020	10203	01072020	291917	1,362.37	01/03/2020	INV	PD	Prepayment 1st QTR for un
925		08/02/2019	978	080619MS	288918	150.00	08/06/2019	INV	PD	Garnishment-Lupe G Lara
1547		08/15/2019	1623	081619ms	289082	150.00	08/16/2019	INV	PD	D-503-CV-2016-01350 - Lup
2323		08/30/2019	2431	083019ms	289323	150.00	08/30/2019	INV	PD	D-503-CV-2016-01350 - Lup
8071		12/20/2019	9476	Dec PR#2	1209	150.00	12/20/2019	INV	PD	D-503-CV-2016-01350
7453		12/06/2019	8003	Dec PR#1	1096	150.00	12/06/2019	INV	PD	D-503-CV-2016-01350
10906		02/14/2020	12395	Feb PR#1	400224	150.00	02/14/2020	INV	PD	D-503-CV-2016-01350
11511		02/28/2020	13014	Feb PR#2	400299	67.11	02/28/2020	INV	PD	D-503-CV-2016-01350

DOCUMENT	P.O.	INV DATE	VOUCHER	CHECK RUN	CHECK #	INVOICE NET	DUE DATE	TYPE	STS	INVOICE DESCRIPTION
8862		01/03/2020	10279	Jan PR#1	1293	150.00	01/03/2020	INV	PD	D-503-CV-2016-01350
9540		01/17/2020	10979	Jan PR#2	400066	150.00	01/17/2020	INV	PD	D-503-CV-2016-01350
10094		01/31/2020	11561	Jan PR#3	400138	150.00	01/31/2020	INV	PD	D-503-CV-2016-01350
6292		11/08/2019	6810	Nov PR1	918	150.00	11/08/2019	INV	PD	D-503-CV-2016-01350
6923		11/22/2019	7453	Nov PR2	1005	150.00	11/22/2019	INV	PD	D-503-CV-2016-01350
5594		10/25/2019	6088	Oct PR2	797	150.00	10/25/2019	INV	PD	D-503-CV-2016-01350
4603		10/11/2019	4774	Oct PR#1	719	150.00	10/11/2019	INV	PD	D-503-CV-2016-01350
2883		09/13/2019	3000	09132019	289678	150.00	09/13/2019	INV	PD	D-503-CV-2016-01350 Garni
3752		09/27/2019	3886	09272019	289983	150.00	09/27/2019	INV	PD	D-503-CV-2016-01350-Lupe
						3,679.48				
5462 NM ENERGY,MINERALS AND										
1032	22001671	08/06/2019	1088	080719jd	288930	1,340,000.00	08/09/2019	INV	PD	Brine Well Remediation
5467 NM JUNIOR COLLEGE										
2284	22020243	08/19/2019	2390	08302019	289374	2,000.00	08/30/2019	INV	PD	COMMERCIAL DRIVERS LICENS
3205	22002481	08/26/2019	3331	09202019	289784	9,062.50	09/20/2019	INV	PD	Meals & Lodging for NMJC
3206	22001795	08/26/2019	3332	09202019	289784	4,030.00	09/20/2019	INV	PD	Basic Academy Tuition for
5849	22001170	10/22/2019	6347	10312019	290816	2,000.00	10/31/2019	INV	PD	Commercial Drivers Licens
9773	22005540	01/14/2020	11224	01242020	292239	1,700.00	01/24/2020	INV	PD	Certification by Waiver A
						18,792.50				
5470 NM EMS BUREAU										
6062	22001690	10/15/2019	6573	110719	290936	130.00	11/08/2019	INV	PD	EMT-B Licenses Otto and R
5974	22002326	10/19/2019	6483	110419	290872	50.00	11/08/2019	INV	PD	EMD Licenses - Megan Bowi
6061	22002677	10/04/2019	6572	110719	290936	255.00	11/08/2019	INV	PD	EMT-P License fees Dorado
						435.00				
5471 NM FLOODPLAIN MANAGERS ASSOC										
7624	22004649	12/02/2019	8178	12112019	291510	35.00	12/13/2019	INV	PD	NM Floodplain Managers As
9752	22005127	12/26/2019	11200	01242020	292238	25.00	01/24/2020	INV	PD	NM Floodplain Exam Retake
10986	22002711	01/23/2020	12479	021820	292789	35.00	02/21/2020	INV	PD	NM Floodplain Managers As
7623	22004648	12/02/2019	8177	12112019	291510	35.00	12/13/2019	INV	PD	NM Floodplain Managers As
2794	22002712	09/04/2019	2910	09122019	289619	35.00	09/13/2019	INV	PD	Membership NM Floodplain
						165.00				
5472 NM ENVIRONMENTAL QUALITY ASSOCIATION										
385	22000961	07/01/2019	408	072419jd	288666	100.00	07/26/2019	INV	PD	Dues for NMMEQA for Richa
186	22000829	07/01/2019	200	07192019	288577	100.00	07/19/2019	INV	PD	Membership dues for Mike
						200.00				
5483 NEW MEXICO MAGAZINE										
4399	22001127	10/01/2019	4565	10102019	290258	1,892.00	10/08/2019	INV	PD	186436- MUSEUM ADV. IN NM
6507	22001127	11/01/2019	7027	11142019	291103	1,233.00	11/15/2019	INV	PD	186436- MUSEUM ADV. IN NM
2262	22001127	05/01/2019	2361	08302019	289372	1,233.00	08/30/2019	INV	PD	186436- MUSEUM ADV. IN NM
1890	22001127	07/01/2019	1980	08232019	289267	1,233.00	08/23/2019	INV	PD	186436- MUSEUM ADV. IN NM
1423	22001127	08/01/2019	1495	08162019	289167	1,233.00	08/16/2019	INV	PD	186436- MUSEUM ADV. IN NM
2776	22001127	09/01/2019	2892	09122019	289615	1,233.00	09/13/2019	INV	PD	186436- MUSEUM ADV. IN NM
10587	22002632	01/01/2020	12069	021120	292643	4,833.90	02/14/2020	INV	PD	ad in new mexico true adv

DOCUMENT	P.O.	INV DATE	VOUCHER	CHECK RUN	CHECK #	INVOICE NET	DUE DATE	TYPE	STS	INVOICE DESCRIPTION
						12,890.90				
5484 NM LIBRARY ASSOCIATION										
3146	22002826	09/03/2019	3269	09202019	289786	40.00	09/20/2019	INV	PD	NMLA Annual Conference -
6466	22004240	11/08/2019	6986	11142019	291104	60.00	11/15/2019	INV	PD	New Mexico State Library
3554	22003032	09/18/2019	3683	09242019	289901	80.00	09/27/2019	INV	PD	NMLA - Director Annual Me
3553	22003031	09/18/2019	3682	09242019	289901	250.00	09/27/2019	INV	PD	NMLA - Library Annual Mem
						430.00				
5488 NM MUNICIPAL LEAGUE										
7870	22004218	12/18/2019	8845	12202019	291729	210.00	12/20/2019	INV	PD	NM Municipal Attorney's A
7871	22004041	12/18/2019	8846	12202019	291729	210.00	12/20/2019	INV	PD	Eileen Riordan - Registra
						420.00				
5489 NM MUNICIPAL CLERKS AND										
7084	22001270	07/01/2019	7622	11262019	291362	60.00	11/29/2019	INV	PD	Municipal Clerks/Finance
411	22001278	07/01/2019	436	072419jd	288668	60.00	07/26/2019	INV	PD	Annual Membership Dues NM
						120.00				
5491 NEW MEXICO FIRE CHIEFS ASSOCIATION										
568	22001362	07/01/2019	600	073119	288821	100.00	07/31/2019	INV	PD	Membership Dues
5495 NM MUNICIPAL LEAGUE										
6117	22002711	10/21/2019	6631	110719	290937	50.00	11/08/2019	INV	PD	NM Floodplain Managers As
5497 NMML										
4688	22001636	07/24/2019	4861	10152019	290393	280.00	10/18/2019	INV	PD	Registration for Annual N
3340	22001712	07/26/2019	3468	09202019	289788	280.00	09/20/2019	INV	PD	Registration for JLowe to
3512	22002344	08/20/2019	3641	09242019	289902	350.00	09/27/2019	INV	PD	NMML Conference Registrat
5329	22002117	09/10/2019	5815	10212019	290548	200.00	10/18/2019	INV	PD	Conference registration f
5333	22002117	09/10/2019	5819	10212019	290548	200.00	10/18/2019	INV	PD	Conference registration f
5332	22002117	09/10/2019	5818	10212019	290548	200.00	10/18/2019	INV	PD	Conference registration f
7087		11/13/2019	7624	11262019	291363	200.00	11/29/2019	INV	PD	budget conference 11/13-1
8811	22004290	12/01/2019	10228	01072020	291919	150.00	01/03/2020	INV	PD	Training/conference
8815	22004290	12/01/2019	10232	01072020	291919	150.00	01/03/2020	INV	PD	Training/conference
8814	22004290	12/01/2019	10231	01072020	291919	150.00	01/03/2020	INV	PD	Training/conference
8812	22004290	12/01/2019	10229	01072020	291919	150.00	01/03/2020	INV	PD	Training/conference
607	22001494	07/01/2019	639	073119	288825	75,000.00	07/31/2019	INV	PD	2019 -2020 Dues & Subscri
3907	22003315	09/24/2019	4045	10012019	290081	500.00	10/04/2019	INV	PD	2019 Municipal Clerks Cer
3858	22003276	09/27/2019	3995	10012019	290081	180.00	10/04/2019	INV	PD	Master Municipal Clerks A
						77,990.00				
5499 NM MUNICIPAL LIBRARIANS ASSOCIATION										
2836	22002165	07/01/2019	2953	09122019	289620	50.00	09/13/2019	INV	PD	Director membership for N
5502 NM RECYCLING COALITION										
5341	22002356	10/01/2019	5827	10212019	290547	199.00	10/18/2019	INV	PD	Recycling conference - Al

DOCUMENT	P.O.	INV DATE	VOUCHER	CHECK RUN	CHECK #	INVOICE NET	DUE DATE	TYPE	STS	INVOICE DESCRIPTION
4354	22003525	04/15/2019	4519	10102019	290261	50.00	10/11/2019	INV	PD	NMRC Annual Training June
1250	22001318	07/30/2019	1315	08122019	289026	200.00	08/09/2019	INV	PD	Membership for Joe Harvey
4360	22003055	09/23/2019	4525	10102019	290261	249.00	10/11/2019	INV	PD	Compost school registrati
3179	22002696	09/04/2019	3305	09202019	289787	498.00	09/20/2019	INV	PD	Registration Fees for Com
11735	22006269	02/11/2020	13243	032020	293112	249.00	03/06/2020	INV	PD	Compost School Fee for Ed
11734	22006268	02/12/2020	13242	032020	293112	249.00	03/06/2020	INV	PD	Compost School Fee for Ri
						1,694.00				
5508 NM SALT & MINERALS CORP.										
9905	22004593	12/01/2019	11358	012820	292340	2,410.74	01/31/2020	INV	PD	road salt
5511 NMRPA										
1355	22001820	07/31/2019	1422	08122019	289027	125.00	08/09/2019	INV	PD	NMPRA Conference in Hobbs
5512 NM RURAL WATER ASSOC										
6705	22000700	11/18/2019	7227	11222019	291191	1,366.00	11/22/2019	INV	PD	EST YRLY COST DUE FOR NMR
5523 NMED-GWQB										
2013	22001853	07/23/2019	2107	08302019	289376	7,000.00	08/30/2019	INV	PD	Permit Renewal Ground Wat
5533 NMWWA - SE SECTION										
2771	22000746	09/10/2019	2887	09122019	289622	18.00	09/13/2019	INV	PD	EST YEARLY EMPLOYEES ATTE
4505	22000746	10/08/2019	4675	10112019	290351	18.00	10/11/2019	INV	PD	EST YEARLY EMPLOYEES ATTE
9853	22000925	01/22/2020	11306	012820	292341	18.00	01/31/2020	INV	PD	EST YRLY SE SEC MEETG/TRA
2281	22001428	08/11/2019	2387	08302019	289377	108.00	08/30/2019	INV	PD	Annual SE Section Meeting
3180	22001428	09/10/2019	3306	09202019	289789	54.00	09/20/2019	INV	PD	Annual SE Section Meeting
4673	22001428	10/08/2019	4844	10152019	290394	90.00	10/18/2019	INV	PD	Annual SE Section Meeting
4672	22001428	10/08/2019	4843	10152019	290394	90.00	10/18/2019	INV	PD	Annual SE Section Meeting
9873	22001428	01/22/2020	11326	012820	292341	90.00	01/31/2020	INV	PD	Annual SE Section Meeting
9874	22001428	01/22/2020	11327	012820	292341	90.00	01/31/2020	INV	PD	Annual SE Section Meeting
6693	22000925	11/15/2019	7215	11222019	291193	43.00	11/22/2019	INV	PD	EST YRLY SE SEC MEETG/TRA
6694	22000925	11/15/2019	7216	11222019	291193	43.00	11/22/2019	INV	PD	EST YRLY SE SEC MEETG/TRA
6695	22000925	11/15/2019	7217	11222019	291193	43.00	11/22/2019	INV	PD	EST YRLY SE SEC MEETG/TRA
6692	22000925	11/15/2019	7214	11222019	291193	43.00	11/22/2019	INV	PD	EST YRLY SE SEC MEETG/TRA
6696	22000925	11/15/2019	7218	11222019	291193	43.00	11/22/2019	INV	PD	EST YRLY SE SEC MEETG/TRA
12679	22001864	03/21/2020	14209	032420	293538	480.00	03/27/2020	INV	PD	Training/continuing educa
5273	22002012	10/15/2019	5758	10212019	290550	240.00	10/18/2019	INV	PD	Registration Fees (2) Em
6691	22000925	11/15/2019	7213	11222019	291193	43.00	11/22/2019	INV	PD	EST YRLY SE SEC MEETG/TRA
						1,554.00				
5536 NM ONE CALL SYSTEMS INC										
12929	22000816	07/17/2019	14465	032720	293598	2,339.67	03/27/2020	INV	PD	EST YEARLY ONE CALL SYSTE
7592	22000816	10/30/2019	8145	12112019	291511	2,339.67	12/13/2019	INV	PD	EST YEARLY ONE CALL SYSTE
9106	22000816	01/01/2020	10528	01102020	292005	2,556.38	01/10/2020	INV	PD	EST YEARLY ONE CALL SYSTE
						7,235.72				
5546 NOAH'S ARK, INC.										
1677	22001874	07/15/2019	1756	08162019	289169	21,253.35	08/16/2019	INV	PD	Shelter Maintenance & Mgm

DOCUMENT	P.O.	INV DATE	VOUCHER	CHECK RUN	CHECK #	INVOICE NET	DUE DATE	TYPE	STS	INVOICE DESCRIPTION
2845	22001874	08/15/2019	2962	09122019	289623	21,890.95	09/13/2019	INV	PD	Shelter Maintenance & Mgm
3590	22001874	09/16/2019	3719	09252019	289942	21,890.95	09/27/2019	INV	PD	Shelter Maintenance & Mgm
5499	22001874	10/16/2019	5991	10232019	290623	21,890.95	10/25/2019	INV	PD	Shelter Maintenance & Mgm
7514	22001874	11/15/2019	8065	12112019	291514	21,890.95	12/13/2019	INV	PD	Shelter Maintenance & Mgm
8821	22001874	12/16/2019	10238	01072020	291920	21,890.95	01/03/2020	INV	PD	Shelter Maintenance & Mgm
10355	22001874	01/15/2020	11830	020420	292525	21,890.95	02/07/2020	INV	PD	Shelter Maintenance & Mgm
11624	22001874	02/15/2020	13130	022820	293032	21,890.95	02/28/2020	INV	PD	Shelter Maintenance & Mgm
13031	22001874	03/15/2020	14575	03312020	293686	21,890.95	03/31/2020	INV	PD	Shelter Maintenance & Mgm
						196,380.95				
5551 NICHOLS PRINTING, INC.										
4495	22003277	10/08/2019	4665	10112019	290348	75.00	10/11/2019	INV	PD	Magnetic name tags for li
9105	22004997	12/26/2019	10527	01102020	292004	93.08	01/10/2020	INV	PD	Ink For computer copiers
11907	22006573	03/04/2020	13420	031020	293215	960.00	03/13/2020	INV	PD	OFFICE SUPPLIES FOR STREE
416	22001128	07/19/2019	443	072419jd	288665	45.00	07/26/2019	INV	PD	100 4x6 Postcards for 311
569	22000911	07/19/2019	601	073119	288822	45.00	07/31/2019	INV	PD	Business Cards - Tony Sou
1214	22000850	07/17/2019	1277	08122019	289025	45.00	08/09/2019	INV	PD	Business Cards/Deputy Cit
1364	22001153	07/26/2019	1432	08122019	289025	770.00	08/09/2019	INV	PD	Electrical Notice for Ins
1264	22001522	07/30/2019	1329	08122019	289025	367.00	08/09/2019	INV	PD	Envelopes for Finance Dep
1363	22001570	07/31/2019	1431	08122019	289025	90.00	08/09/2019	INV	PD	Business Cards
2772	22001809	08/05/2019	2888	09122019	289618	45.00	09/13/2019	INV	PD	Business Cards for Randy
1946	22001493	08/14/2019	2038	08232019	289268	11,700.00	08/23/2019	INV	PD	Business Card Shells
1813	22001890	08/16/2019	1900	08232019	289268	294.00	08/23/2019	INV	PD	Notice door hangers about
2815	22001949	08/19/2019	2931	09122019	289618	45.00	09/13/2019	INV	PD	Business Cards for Infras
2813	22002127	08/13/2019	2929	09122019	289618	45.00	09/13/2019	INV	PD	Box of business cards for
2090	22002385	08/23/2019	2190	08302019	289373	6,500.00	08/30/2019	INV	PD	Event Round Tables
4480	22002988	09/23/2019	4650	10112019	290348	45.00	10/11/2019	INV	PD	Business Cards for Lupe O
4519	22002869	09/23/2019	4688	10112019	290348	520.00	10/11/2019	INV	PD	Full Color Animal Control
4525	22002843	10/02/2019	4696	10112019	290348	579.00	10/11/2019	INV	PD	Business Cards
4269	22003317	10/04/2019	4429	10102019	290260	292.00	10/11/2019	INV	PD	Yellow Orders for Cashier
5678	22003539	10/10/2019	6174	1028201	290737	45.00	10/31/2019	INV	PD	Business Cards for Simon
5669	22003538	10/10/2019	6165	1028201	290737	45.00	10/31/2019	INV	PD	Mayor's business cards
5398	22003569	10/15/2019	5886	10222019	290590	45.00	10/25/2019	INV	PD	Business Cards for Ken Ah
5443	22002952	10/21/2019	5935	10232019	290621	1,768.00	10/25/2019	INV	PD	Carlsbad Floor Plan Signs
6363	22003794	10/24/2019	6882	11142019	291069	45.00	11/15/2019	INV	PD	Business Cards
6347	22003692	10/29/2019	6865	11142019	291069	775.00	11/15/2019	INV	PD	Manifest Books for Septag
6025	22003646	10/29/2019	6536	110719	290935	8,820.00	11/08/2019	INV	PD	Heavy Duty Chairs for Cou
5897	22003702	10/30/2019	6397	10312019	290814	3,824.00	10/31/2019	INV	PD	Business Registration Cer
6817	22004291	11/18/2019	7344	11222019	291189	262.00	11/22/2019	INV	PD	Motor vehicle accident fo
9086	22004992	12/24/2019	10506	01102020	292004	788.00	01/10/2020	INV	PD	Thank you Notes & Envelop
13010	22005146	12/30/2019	14554	03312020	293685	180.00	03/31/2020	INV	PD	Business Cards
10045	22005563	01/27/2020	11510	01312020	292422	269.00	01/31/2020	INV	PD	Free Water Park Passes
10058	22005688	01/28/2020	11523	01312020	292422	229.00	01/31/2020	INV	PD	No Window Envelopes for F
10585	22005727	02/05/2020	12067	021120	292644	90.00	02/14/2020	INV	PD	Labels for Projects Depar
10665	22005727	02/07/2020	12152	021420	292730	520.00	02/14/2020	INV	PD	Labels for Projects Depar
10590	22005854	02/07/2020	12072	021120	292644	135.00	02/14/2020	INV	PD	Business Cards for JLowe,
10946	22005727	02/11/2020	12436	021820	292788	779.00	02/21/2020	INV	PD	Labels for Projects Depar
10943	22005926	02/11/2020	12433	021820	292788	549.00	02/21/2020	INV	PD	Department Transmittals
11761	22006079	02/24/2020	13270	032020	293111	60.00	03/06/2020	INV	PD	Business cards and name t
11745	22006199	02/26/2020	13253	032020	293111	902.00	03/06/2020	INV	PD	City of Carlsbad Letterhe
11627	22006280	02/27/2020	13133	022820	293030	291.00	02/28/2020	INV	PD	Materials and Supplies
12235	22006365	03/03/2020	13755	031320	293318	104.00	03/13/2020	INV	PD	Business cards and name t
12232	22006632	03/11/2020	13751	031320	293318	45.00	03/13/2020	INV	PD	Councilor Business Cards
12468	22006489	03/11/2020	13993	032020	293449	110.00	03/20/2020	INV	PD	New Letterhead - Lowe

DOCUMENT	P.O.	INV DATE	VOUCHER	CHECK RUN	CHECK #	INVOICE NET	DUE DATE	TYPE	STS	INVOICE DESCRIPTION
12438	22006615	03/12/2020	13963	032020	293449	732.00	03/20/2020	INV	PD	Inspection Reports
12959	22006847	03/23/2020	14497	03312020	293685	1,071.00	03/31/2020	INV	PD	Manifest Books & Liquid W
						45,038.08				
5555 NMWWA										
7543	22004692	12/06/2019	8094	12112019	291513	600.00	12/13/2019	INV	PD	NMWWA short school in Las
6642	22000701	11/15/2019	7162	11152019	291135	43.00	11/15/2019	INV	PD	EST YR MEMBERSHIP DUES WT
6644	22000701	11/15/2019	7164	11152019	291135	43.00	11/15/2019	INV	PD	EST YR MEMBERSHIP DUES WT
6647	22000701	11/15/2019	7167	11152019	291135	43.00	11/15/2019	INV	PD	EST YR MEMBERSHIP DUES WT
6698	22000822	11/15/2019	7220	11222019	291192	43.00	11/22/2019	INV	PD	EST YRLY COST FOR MEMSHIP
6638	22000701	11/15/2019	7158	11152019	291135	43.00	11/15/2019	INV	PD	EST YR MEMBERSHIP DUES WT
6639	22000701	11/15/2019	7159	11152019	291135	43.00	11/15/2019	INV	PD	EST YR MEMBERSHIP DUES WT
8387	22005055	12/19/2019	9803	12312019	291819	43.00	12/31/2019	INV	PD	NM Water & Wastewater As
7381	22004641	12/05/2019	7929	12112019	291513	43.00	12/13/2019	INV	PD	Annual Dues for Operators
7377	22004654	12/05/2019	7926	12112019	291513	43.00	12/13/2019	INV	PD	NMWWA Annual Dues for Lab
5318	22002299	10/10/2019	5804	10212019	290549	300.00	10/18/2019	INV	PD	Registration fee for Edil
7382	22004641	12/05/2019	7930	12112019	291513	43.00	12/13/2019	INV	PD	Annual Dues for Operators
6640	22000701	11/15/2019	7160	11152019	291135	43.00	11/15/2019	INV	PD	EST YR MEMBERSHIP DUES WT
6703	22000822	11/15/2019	7225	11222019	291192	43.00	11/22/2019	INV	PD	EST YRLY COST FOR MEMSHIP
8013	22001212	12/18/2019	8844	12202019	291730	43.00	12/20/2019	INV	PD	EST YRLY MEMBERHIP DUES F
6700	22000822	11/15/2019	7222	11222019	291192	43.00	11/22/2019	INV	PD	EST YRLY COST FOR MEMSHIP
7378	22004654	12/05/2019	7927	12112019	291513	43.00	12/13/2019	INV	PD	NMWWA Annual Dues for Lab
6697	22000822	11/15/2019	7219	11222019	291192	43.00	11/22/2019	INV	PD	EST YRLY COST FOR MEMSHIP
1995	22002106	08/01/2019	2089	08232019	289269	300.00	08/23/2019	INV	PD	Training for Joe Florez i
6637	22000701	11/15/2019	7157	11152019	291135	43.00	11/15/2019	INV	PD	EST YR MEMBERSHIP DUES WT
7384	22004641	12/05/2019	7932	12112019	291513	43.00	12/13/2019	INV	PD	Annual Dues for Operators
7383	22004641	12/05/2019	7931	12112019	291513	43.00	12/13/2019	INV	PD	Annual Dues for Operators
7203	22004492	11/22/2019	7744	11262019	291364	300.00	11/29/2019	INV	PD	Registration Fee for NMWW
7385	22004641	12/05/2019	7933	12112019	291513	43.00	12/13/2019	INV	PD	Annual Dues for Operators
6648	22000701	11/15/2019	7168	11152019	291135	43.00	11/15/2019	INV	PD	EST YR MEMBERSHIP DUES WT
6701	22000822	11/15/2019	7223	11222019	291192	43.00	11/22/2019	INV	PD	EST YRLY COST FOR MEMSHIP
6641	22000701	11/15/2019	7161	11152019	291135	43.00	11/15/2019	INV	PD	EST YR MEMBERSHIP DUES WT
7376	22004654	12/05/2019	7925	12112019	291513	43.00	12/13/2019	INV	PD	NMWWA Annual Dues for Lab
6699	22000822	11/15/2019	7221	11222019	291192	43.00	11/22/2019	INV	PD	EST YRLY COST FOR MEMSHIP
6645	22000701	11/15/2019	7165	11152019	291135	43.00	11/15/2019	INV	PD	EST YR MEMBERSHIP DUES WT
6646	22000701	11/15/2019	7166	11152019	291135	43.00	11/15/2019	INV	PD	EST YR MEMBERSHIP DUES WT
6702	22000822	11/15/2019	7224	11222019	291192	43.00	11/22/2019	INV	PD	EST YRLY COST FOR MEMSHIP
7379	22004641	12/05/2019	7928	12112019	291513	43.00	12/13/2019	INV	PD	Annual Dues for Operators
6643	22000701	11/15/2019	7163	11152019	291135	43.00	11/15/2019	INV	PD	EST YR MEMBERSHIP DUES WT
						2,790.00				
5569 NORTHERN TOOL & EQUIPMENT										
2701	22001044	06/01/2019	2817	09122019	289624	42.95	09/13/2019	INV	PD	SAFETY VEST FOR CONSTRUCT
2707	22001649	07/30/2019	2823	09122019	289624	1,130.44	09/13/2019	INV	PD	1 INCH MASER KIT 90
1951	22002195	08/16/2019	2043	082319	289455	294.99	08/23/2019	INV	PD	POWERHOUSE GAS PRESSURE W
3386	22020215	09/04/2019	3515	09202019	289790	104.04	09/20/2019	INV	PD	TOOLS FOR COLLECTIONS SER
3041	22002740	09/09/2019	3160	09202019	289790	19.99	09/20/2019	INV	PD	spray gun for weed spraye
3177	22002582	09/10/2019	3303	09202019	289790	31.26	09/20/2019	INV	PD	Replace Spray Wand & exte
3948	22003069	09/19/2019	4086	10042019	290183	79.98	10/04/2019	INV	PD	replace small torque wren
3027	22002582	08/13/2019	3146	09202019	289790	34.71	09/20/2019	INV	PD	Replace Spray Wand & exte
						1,738.36				
5572 NORTHERN SAFETY CO.,INC.										

DOCUMENT	P.O.	INV DATE	VOUCHER	CHECK RUN	CHECK #	INVOICE NET	DUE DATE	TYPE	STS	INVOICE DESCRIPTION
5390	22001154	07/15/2019	5878	10222019	290591	194.87	10/25/2019	INV	PD	restock warehouse stock
5391	22001154	07/15/2019	5879	10222019	290591	230.54	10/25/2019	INV	PD	restock warehouse stock
5299	22003483	10/07/2019	5786	10212019	290552	222.81	10/18/2019	INV	PD	Straps & Bungee Cords for
5763	22003771	10/22/2019	6259	10312019	290817	33.00	10/31/2019	INV	PD	Restock Warehouse - Safet
5970	22003732	10/15/2019	6479	110419	290873	6,710.18	11/08/2019	INV	PD	Divat Hoist system for co
7800	22004604	11/27/2019	8356	12172019	291648	529.59	12/20/2019	INV	PD	signs for various locatio
7772	22003771	10/17/2019	8328	12172019	291648	91.64	12/20/2019	INV	PD	Restock Warehouse - Safet
8370	22004786	12/09/2019	9786	12312019	291820	225.93	12/31/2019	INV	PD	patron safety
7890	22003771	10/17/2019	8865	12202019	291731	32.58	12/20/2019	INV	PD	Restock Warehouse - Safet
8322	22004604	12/16/2019	9737	12312019	291820	185.01	12/31/2019	INV	PD	signs for various locatio
8464	22004975	12/23/2019	9880	01072020	291921	147.19	01/03/2020	INV	PD	Confines Space signs for
11886	22005624	01/23/2020	13399	031020	293217	195.09	03/13/2020	INV	PD	signs for vault lids
10975	22005987	02/06/2020	12468	021820	292790	243.78	02/21/2020	INV	PD	work shirts for new emplo
11544	22006284	02/20/2020	13049	022820	293033	198.81	02/28/2020	INV	PD	Restock Warehouse
						9,241.02				
5584 NM SELF INSURERS FUND										
5241	22003698	09/30/2019	5726	10182019	290478	3,999.43	10/18/2019	INV	PD	Reimbursement of Liabilit
672	22001852	06/30/2019	704		2885451	766,244.86	07/31/2019	DIR	PD	Liability Insurance FY 20
671	22001849	06/30/2019	703		288545	271,400.00	07/31/2019	DIR	PD	Insurance Coverage FY 201
4482	22003540	10/07/2019	4652	10112019	290350	5,068.00	10/11/2019	INV	PD	Insurance Coverage FY 201
9343	22005370	12/31/2019	10777	01142020	292051	23,083.71	01/17/2020	INV	PD	Reimbursement of Liabilit
11931	22006590	02/25/2020	13444	031020	293216	192.00	03/13/2020	INV	PD	Vehicle Insurance
302	22001279	06/30/2019	324	072319jd	288637	40,507.19	07/26/2019	INV	PD	Reimbursement of Liabilit
7564	22004759	11/26/2019	8116	12112019	291512	863.00	12/13/2019	INV	PD	Liability Insurance for n
						1,111,358.19				
5595 AIM MEDIA TEXAS OPERATING										
4678	22001079	09/30/2019	4849	10152019	290395	500.00	10/18/2019	INV	PD	2019 Mayor's Oil & Gas Su
3991	22001079	08/31/2019	4130	10042019	290109	2,735.00	10/04/2019	INV	PD	2019 Mayor's Oil & Gas Su
5245	22002080	10/11/2019	5730	10182019	290479	875.00	10/18/2019	INV	PD	Advertisement in Odessa A
						4,110.00				
5602 OCLC, INC										
417	22001231	06/30/2019	444	072519LO	288720	43.23	07/26/2019	INV	PD	Library Interlibrary Loan
3900	22001231	07/31/2019	4037	10012019	290082	538.20	10/04/2019	INV	PD	Library Interlibrary Loan
						581.43				
5609 OPEN ROAD MOBILITY LLC										
3862	22002600	09/13/2019	3999	10012019	290084	869.16	10/04/2019	INV	PD	Wheelchair securement str
4456	22002957	09/25/2019	4624	10112019	290355	798.60	10/11/2019	INV	PD	lift components for Trans
8927	22004455	12/09/2019	10347	01072020	291937	692.12	01/03/2020	INV	PD	Lift parts for Transit un
12225	22006366	02/29/2020	13744	031320	293325	2,400.00	03/13/2020	INV	PD	Mandatory lift inspection
						4,759.88				
5631 MEDTECH FORENSICS INC										
5358	22002247	10/01/2019	5845	10212019	290539	1,177.70	10/18/2019	INV	PD	Evidence Supplies
5639 OFFICE DEPOT INC.										

DOCUMENT	P.O.	INV DATE	VOUCHER	CHECK RUN	CHECK #	INVOICE NET	DUE DATE	TYPE	STS	INVOICE DESCRIPTION
3286	22001223	07/17/2019	3414	09202019	289791	104.98	09/20/2019	INV	PD	Office Supplies
3283	22001290	07/18/2019	3411	09202019	289791	7.99	09/20/2019	INV	PD	OFFICE SUPPLIES NEEDED FO
3285	22001290	07/18/2019	3413	09202019	289791	98.34	09/20/2019	INV	PD	OFFICE SUPPLIES NEEDED FO
3284	22001290	07/18/2019	3412	09202019	289791	841.92	09/20/2019	INV	PD	OFFICE SUPPLIES NEEDED FO
1412	22001290	07/19/2019	1485	08162019	289170	134.99	08/16/2019	INV	PD	OFFICE SUPPLIES NEEDED FO
1760	22001665	07/26/2019	1844	08232019	289271	421.67	08/23/2019	INV	PD	SUPPLIES FOR THE PUBLIC W
1817	22001665	07/29/2019	1904	08232019	289271	59.98	08/23/2019	INV	PD	SUPPLIES FOR THE PUBLIC W
2209	22001818	08/02/2019	2311	08302019	289378	49.99	08/30/2019	INV	PD	HP Officejet 3830 All-In-
1795	22001818	08/01/2019	1879	08232019	289271	45.89	08/23/2019	INV	PD	HP Officejet 3830 All-In-
2043	22002070	08/12/2019	2139	08302019	289378	26.96	08/30/2019	INV	PD	OFFICE SUPPLIES FOR DAILY
2044	22002070	08/12/2019	2140	08302019	289378	121.82	08/30/2019	INV	PD	OFFICE SUPPLIES FOR DAILY
2042	22002070	08/12/2019	2138	08302019	289378	91.98	08/30/2019	INV	PD	OFFICE SUPPLIES FOR DAILY
3643	22002103	08/16/2019	3772	09252019	289943	118.94	09/27/2019	INV	PD	Restock Warehouse - offic
2843	22002103	08/16/2019	2960	09122019	289625	29.99	09/13/2019	INV	PD	Restock Warehouse - offic
6712	22002307	08/20/2019	7235	11222019	291195	208.88	11/22/2019	INV	PD	SUPPLIES FOR PW AND FOR N
2839	22002307	08/20/2019	2956	09122019	289625	196.91	09/13/2019	INV	PD	SUPPLIES FOR PW AND FOR N
2740	22002505	08/28/2019	2856	09122019	289625	56.67	09/13/2019	INV	PD	(3) THREE MAGNIFIER RETAN
3138	22002486	08/27/2019	3261	09202019	289791	700.87	09/20/2019	INV	PD	Restock Office Supplies
3136	22002486	08/27/2019	3260	09202019	289791	104.45	09/20/2019	INV	PD	Restock Office Supplies
6713	22002307	09/24/2019	7236	11222019	291195	-179.99	11/22/2019	CRM	PD	SUPPLIES FOR PW AND FOR N
3534	22002642	09/04/2019	3663	09242019	289903	50.97	09/27/2019	INV	PD	label paper for exhibits
3622	22002692	09/05/2019	3751	09252019	289943	61.00	09/27/2019	INV	PD	INK FOR SECRETARIES PRINT
3875	22002783	09/11/2019	4012	10012019	290083	99.98	10/04/2019	INV	PD	Office Supplies
3876	22002783	09/10/2019	4013	10012019	290083	149.74	10/04/2019	INV	PD	Office Supplies
4452	22003313	09/30/2019	4620	10112019	290353	309.14	10/11/2019	INV	PD	SUPPLIES FOR CONST. STREE
4450	22003313	09/29/2019	4617	10112019	290353	28.89	10/11/2019	INV	PD	SUPPLIES FOR CONST. STREE
5369	22003476	10/08/2019	5857	10222019	290592	404.60	10/25/2019	INV	PD	Copier Paper 8 1/2 X 11 &
5230	22003550	10/10/2019	5715	10182019	290480	240.21	10/18/2019	INV	PD	Office Supplies
5916	22003750	10/18/2019	6422	110419	290874	63.07	11/08/2019	INV	PD	EXEC SEC CALENDERS 2019 &
5915	22003750	10/18/2019	6421	110419	290874	35.79	11/08/2019	INV	PD	EXEC SEC CALENDERS 2019 &
5917	22003750	10/18/2019	6423	110419	290874	19.99	11/08/2019	INV	PD	EXEC SEC CALENDERS 2019 &
6332	22003918	10/25/2019	6850	11142019	291070	713.78	11/15/2019	INV	PD	Print Cartridges, Color f
6374	22003938	10/29/2019	6893	11142019	291070	619.31	11/15/2019	INV	PD	general office supplies
6373	22003938	10/28/2019	6892	11142019	291070	29.98	11/15/2019	INV	PD	general office supplies
6333	22003977	10/29/2019	6851	11142019	291070	203.90	11/15/2019	INV	PD	Calendars for WWTP & Env
6334	22003977	10/29/2019	6852	11142019	291070	28.99	11/15/2019	INV	PD	Calendars for WWTP & Env
6670	22004178	11/07/2019	7190	11152019	291136	548.28	11/15/2019	INV	PD	Office Supplies and Frame
6857	22004178	11/08/2019	7386	11222019	291195	175.74	11/22/2019	INV	PD	Office Supplies and Frame
6861	22004298	11/14/2019	7390	11222019	291195	269.99	11/22/2019	INV	PD	Printer for Station 7
6859	22004298	11/13/2019	7388	11222019	291195	100.89	11/22/2019	INV	PD	Printer for Station 7
7288	22004412	11/20/2019	7832	12032019	291431	129.84	12/06/2019	INV	PD	Office Supplies
7287	22004412	11/20/2019	7831	12032019	291431	5.99	12/06/2019	INV	PD	Office Supplies
8148	22004606	12/03/2019	9559	12202019	291733	39.97	12/20/2019	INV	PD	Office Supplies for Stree
8051	22004606	12/03/2019	9311	12202019	291733	16.29	12/20/2019	INV	PD	Office Supplies for Stree
7873	22004581	12/04/2019	8848	12202019	291733	224.65	12/20/2019	INV	PD	OFFICE SUPPLIES FOR NMSRC
8152	22004581	12/03/2019	9563	12202019	291733	114.07	12/20/2019	INV	PD	OFFICE SUPPLIES FOR NMSRC
8298	22004898	12/13/2019	9713	12312019	291821	240.09	12/31/2019	INV	PD	Office Supplies
8824	22004912	12/14/2019	10241	01072020	291922	124.45	01/03/2020	INV	PD	OFFICE SUPPLIES FOR NMSRC
8822	22004912	12/13/2019	10239	01072020	291922	151.92	01/03/2020	INV	PD	OFFICE SUPPLIES FOR NMSRC
10853	22004899	12/18/2019	12339	021420	292731	679.96	02/14/2020	INV	PD	Chairs for Finance
9441	22005182	01/02/2020	10875	01212020	292155	113.78	01/24/2020	INV	PD	Office Supplies
9440	22005182	01/01/2020	10874	01212020	292155	7.99	01/24/2020	INV	PD	Office Supplies
9724	22005256	01/08/2020	11172	01242020	292240	43.99	01/24/2020	INV	PD	Office Supplies
9681	22005256	01/08/2020	11126	01242020	292240	19.29	01/24/2020	INV	PD	Office Supplies

DOCUMENT	P.O.	INV DATE	VOUCHER	CHECK RUN	CHECK #	INVOICE NET	DUE DATE	TYPE	STS	INVOICE DESCRIPTION
9725	22005256	01/09/2020	11173	01242020	292240	599.97	01/24/2020	INV	PD	Office Supplies
9726	22005256	01/08/2020	11174	01242020	292240	107.14	01/24/2020	INV	PD	Office Supplies
9680	22005256	01/07/2020	11125	01242020	292240	200.95	01/24/2020	INV	PD	Office Supplies
9855	22005281	01/09/2020	11307	012820	292342	19.99	01/31/2020	INV	PD	OFFICE SUPPLIES FOR DAILY
9727	22005281	01/09/2020	11175	01242020	292240	46.65	01/24/2020	INV	PD	OFFICE SUPPLIES FOR DAILY
9857	22005281	01/08/2020	11309	012820	292342	22.09	01/31/2020	INV	PD	OFFICE SUPPLIES FOR DAILY
9860	22005390	01/14/2020	11312	012820	292342	29.99	01/31/2020	INV	PD	Supplies for PW Departmen
9865	22005390	01/14/2020	11317	012820	292342	718.63	01/31/2020	INV	PD	Supplies for PW Departmen
9861	22005390	01/14/2020	11313	012820	292342	7.38	01/31/2020	INV	PD	Supplies for PW Departmen
9863	22005444	01/15/2020	11315	012820	292342	208.68	01/31/2020	INV	PD	STORAGE BOXES, 15"X12"X10
9799	22005460	01/15/2020	11250	01242020	292240	128.12	01/24/2020	INV	PD	Restock Office Supplies
9800	22005460	01/15/2020	11251	01242020	292240	59.94	01/24/2020	INV	PD	Restock Office Supplies
9801	22005460	01/15/2020	11253	01242020	292240	23.09	01/24/2020	INV	PD	Restock Office Supplies
10539	22005564	01/24/2020	12018	020720	292603	249.99	02/07/2020	INV	PD	Office Supplies for Beaut
12966	22005564	01/24/2020	14504	03312020	293687	16.22	03/31/2020	INV	PD	Office Supplies for Beaut
10090	22005587	01/22/2020	11557	01312020	292425	1,049.20	01/31/2020	INV	PD	general office supplies
11364	22005892	02/05/2020	12863	022820	293035	684.57	02/28/2020	INV	PD	INK FOR NEW PRINTER AND O
11395	22005892	02/05/2020	12894	022820	293035	152.99	02/28/2020	INV	PD	INK FOR NEW PRINTER AND O
11425	22005892	02/17/2020	12927	022820	293035	149.99	02/28/2020	INV	PD	INK FOR NEW PRINTER AND O
11423	22005930	02/06/2020	12924	022820	293035	89.33	02/28/2020	INV	PD	OFFICE SUPPLIES FOR ACTIV
11424	22005930	02/06/2020	12926	022820	293035	245.83	02/28/2020	INV	PD	OFFICE SUPPLIES FOR ACTIV
11336	22005960	02/09/2020	12835	022520	292937	1,079.97	02/28/2020	INV	PD	MOBILE FILE FOR MAPS
11205	22006041	02/11/2020	12700	022120	292872	48.98	02/21/2020	INV	PD	SUPPLIES FOR PUBLIC WORKS
11209	22006041	02/11/2020	12704	022120	292872	73.99	02/21/2020	INV	PD	SUPPLIES FOR PUBLIC WORKS
11207	22006041	02/11/2020	12703	022120	292872	39.39	02/21/2020	INV	PD	SUPPLIES FOR PUBLIC WORKS
11415	22006219	02/20/2020	12916	022820	293035	36.99	02/28/2020	INV	PD	Supplies for Public Works
11911	22006219	02/21/2020	13425	031020	293218	8.37	03/13/2020	INV	PD	Supplies for Public Works
12439	22006425	03/02/2020	13964	032020	293451	249.99	03/20/2020	INV	PD	sit to stand converter fo
12580	22006664	03/10/2020	14107	032020	293451	28.99	03/20/2020	INV	PD	Supplies for Public Works
12581	22006664	03/10/2020	14108	032020	293451	153.92	03/20/2020	INV	PD	Supplies for Public Works
12841	22006884	03/19/2020	14376	032720	293601	576.69	03/27/2020	INV	PD	Office Supplies for the W
12843	22006884	03/19/2020	14378	032720	293601	19.96	03/27/2020	INV	PD	Office Supplies for the W
12842	22006884	03/19/2020	14377	032720	293601	157.25	03/27/2020	INV	PD	Office Supplies for the W
						16,594.98				
5668 OREILLY AUTO/FIRST CALL										
1231	22001702	07/26/2019	1296	08122019	289029	10.81	08/09/2019	INV	PD	Screw on Filter for trans
1771	22002016	08/12/2019	1855	08232019	289272	32.62	08/23/2019	INV	PD	Wiper Blades
3061	22002118	08/14/2019	3182	09202019	289792	25.62	09/20/2019	INV	PD	Wiper blades for two 2014
2470	22002179	08/14/2019	2582	09062019	289509	39.99	09/06/2019	INV	PD	Two ton Jack for Nick Sul
2530	22002716	09/05/2019	2643	09062019	289509	107.97	09/06/2019	INV	PD	Equipment maintenance sup
4258	22002534	09/06/2019	4418	10102019	290263	149.69	10/11/2019	INV	PD	REPLACE A/C PARTS FOR CON
3582	22002900	09/13/2019	3711	09242019	289904	34.12	09/27/2019	INV	PD	REPLACE BELT FOR CONST #0
3549	22002901	09/16/2019	3678	09242019	289904	179.98	09/27/2019	INV	PD	replace tool for service
3349	22002950	09/16/2019	3478	09202019	289792	171.99	09/20/2019	INV	PD	Battery PERD Truck #14017
5900	22002993	09/17/2019	6402	10312019	290831	101.08	10/31/2019	INV	PD	Battery for 16 ft. Hydral
5901	22002993	09/17/2019	6403	10312019	290831	-18.00	10/31/2019	CRM	PD	Battery for 16 ft. Hydral
3898	22003093	09/20/2019	4035	10012019	290085	29.98	10/04/2019	INV	PD	phone holders for heavy e
5893	22003895	10/24/2019	6393	10312019	290831	15.98	10/31/2019	INV	PD	replace turn signal on va
7536	22004743	12/09/2019	8087	12112019	291523	45.97	12/13/2019	INV	PD	replace tools for service
8942	22003895	12/17/2019	10362	01072020	291938	21.57	01/03/2020	INV	PD	replace turn signal on va
8835	22005187	01/02/2020	10252	01072020	291938	129.83	01/03/2020	INV	PD	Equip. Maint. & Repair
9313	22005290	01/09/2020	10745	01142020	292055	627.72	01/17/2020	INV	PD	Compressors for DE Servic
10768	22005986	02/07/2020	12255	021420	292741	147.59	02/14/2020	INV	PD	Restock Warehouse

DOCUMENT	P.O.	INV DATE	VOUCHER	CHECK RUN	CHECK #	INVOICE NET	DUE DATE	TYPE	STS	INVOICE DESCRIPTION
10821	22005941	02/11/2020	12308	021420	292741	419.70	02/14/2020	INV	PD	NEED TO RESTOCK FOR DODGE
11149	22006209	02/18/2020	12642	022120	292874	28.64	02/21/2020	INV	PD	Replace battery on JD D-1
11403	22006266	02/20/2020	12903	022820	293038	125.70	02/28/2020	INV	PD	Fluids for Loco Hills Equ
11885	22006504	03/03/2020	13397	031020	293222	239.54	03/13/2020	INV	PD	Replace batteries in both
						2,668.09				
5693 ORIENTAL TRADING CO										
7223	22002773	10/02/2019	7764	11262019	291370	-9.18	11/29/2019	CRM	PD	patron crafts, decoration
7222	22002773	10/02/2019	7763	11262019	291370	41.80	11/29/2019	INV	PD	patron crafts, decoration
7151	22002773	10/01/2019	7690	11262019	291370	146.45	11/29/2019	INV	PD	patron crafts, decoration
						179.07				
5715 OTTO ENVIRONMENTAL										
150	22000656	06/27/2019	163	072219LO	288601	7,600.00	07/19/2019	INV	PD	95 GALLON ROLL OUT GARBAG
5667	22001770	09/24/2019	6163	1028201	290739	30,721.70	10/31/2019	INV	PD	Garbage cans for solid wa
5387	22001770	10/04/2019	5875	10222019	290594	4,773.30	10/25/2019	INV	PD	Garbage cans for solid wa
12845	22005084	01/16/2020	14380	032720	293625	1,403.18	03/27/2020	INV	PD	95 GAL MIL TRASH CART
12846	22005084	01/21/2020	14381	032720	293625	33,166.82	03/27/2020	INV	PD	95 GAL MIL TRASH CART
						77,665.00				
5721 PALOS SPORTS										
8147	22003919	11/19/2019	9558	12202019	291735	673.95	12/20/2019	INV	PD	Supplies for activities a
8126	22003919	12/17/2019	9532	12202019	291735	219.90	12/20/2019	INV	PD	Supplies for activities a
						893.85				
5729 PECOS VALLEY BROADCASTING CORP										
301	22001129	06/30/2019	323	072319jd	288639	323.69	07/26/2019	INV	PD	191387- WATER PARK RADIO
300	22001129	06/30/2019	322	072319jd	288639	323.69	07/26/2019	INV	PD	191387- WATER PARK RADIO
1229	22001129	07/31/2019	1292	08122019	289033	323.69	08/09/2019	INV	PD	191387- WATER PARK RADIO
1051	22001129	07/31/2019	1108	08082019	288970	323.69	08/09/2019	INV	PD	191387- WATER PARK RADIO
1050	22001129	07/31/2019	1107	08082019	288970	658.16	08/09/2019	INV	V	191387- WATER PARK RADIO
22001340		07/31/2019	1107	08082019	288970	658.16	07/31/2019	INV	PD	Radio Advertising for Com
2411	22001340	09/04/2019	2522		288970	658.16	09/04/2019	DIR	PD	Radio Advertising for Com
2691	22001129	08/31/2019	2807	09122019	289628	323.69	09/13/2019	INV	PD	191387- WATER PARK RADIO
2692	22001129	08/31/2019	2808	09122019	289628	323.69	09/13/2019	INV	PD	191387- WATER PARK RADIO
9128	22004133	11/30/2019	10550	01102020	292009	663.56	01/10/2020	INV	PD	radio advertising for Fri
9129	22004133	11/30/2019	10551	01102020	292009	663.56	01/10/2020	INV	PD	radio advertising for Fri
9130	22004133	11/30/2019	10552	01102020	292009	663.56	01/10/2020	INV	PD	radio advertising for Fri
10607	22004133	12/31/2019	12089	021120	292646	663.56	02/14/2020	INV	PD	radio advertising for Fri
10609	22004133	12/31/2019	12092	021120	292646	663.56	02/14/2020	INV	PD	radio advertising for Fri
						7,234.42				
5757 MY-LOR, INC										
10757	22005168	01/09/2020	12244	021420	292729	82.50	02/14/2020	INV	PD	Accountability tags PPE
10959	22006009	02/14/2020	12450	021820	292787	10.34	02/21/2020	INV	PD	Accountability tag for Sa
						92.84				
5763 NORTHWESTERN UNIVERSITY										
11303	22001187	07/15/2019	12801	022520	292936	4,000.00	02/28/2020	INV	PD	Tuition On-Line Course fo

DOCUMENT	P.O.	INV DATE	VOUCHER	CHECK RUN	CHECK #	INVOICE NET	DUE DATE	TYPE	STS	INVOICE DESCRIPTION
11381	22001187	07/05/2019	12880	022820	293034	4,000.00	02/28/2020	INV	PD	Tuition On-Line Course fo
						8,000.00				
5775 COOPERATIVE EDUCATIONAL SERVICES										
4298	22001904	09/30/2019	4460	10102019	290232	14,160.73	10/11/2019	INV	PD	Softball Entrance Improve
560	22020028	06/20/2019	592	073119	288791	10,821.75	07/31/2019	INV	PD	Capital Planning Support
346	22001171	06/22/2019	369	072319jd	288629	462.06	07/26/2019	INV	PD	192048-CONCRETE SLABS W/
7373	22020298	06/22/2019	7921	12112019	291498	102.44	12/13/2019	INV	PD	Uniforms for Supression C
889	22000456	06/28/2019	937	08022019	28442	49,762.30	08/02/2019	INV	PD	190383-Construction of Av
1009	22020298	07/15/2019	1065	08082019	288946	368.31	08/09/2019	INV	PD	Uniforms for Supression C
2569	22000456	07/22/2019	2682	091219	28448	17,773.85	09/13/2019	INV	PD	190383-Construction of Av
2571	22000456	08/06/2019	2685	091219	28448	79,380.45	09/13/2019	INV	PD	190383-Construction of Av
2383	22001904	08/09/2019	2491	09042019	289471	883.94	09/06/2019	INV	PD	Softball Entrance Improve
3467	22001906	08/12/2019	3596	09242019	289876	1,716.03	09/20/2019	INV	PD	Resurfacing Batting Cages
3490	22002043	08/12/2019	3619	09232019	28452	2,339.76	09/20/2019	INV	PD	8th Street/Church Street
4099	22001131	08/14/2019	4240	10042019	290137	10,161.23	10/04/2019	INV	PD	192887- PAINT BANDSHELL T
6346	22001592	08/22/2019	6864	11142019	291036	596.36	11/15/2019	INV	PD	Fence removal ,and instal
3464	22001989	09/12/2019	3593	09242019	289876	189,861.00	09/20/2019	INV	PD	Roll of Truck for Solid W
3864	22000456	09/12/2019	4001	100219	28460	86,812.91	10/04/2019	INV	PD	190383-Construction of Av
4043	22001117	09/12/2019	4184	10042019	290137	19,049.78	10/04/2019	INV	PD	Paint City Warehouse. CES
4003	22001905	09/18/2019	4143	10042019	290137	7,789.03	10/04/2019	INV	PD	Shade Structures at Baseb
4317	22002944	09/25/2019	4480	10102019	290232	7,509.50	10/11/2019	INV	PD	Top of the Beach Hardscap
6622	22000456	10/09/2019	7142	111519	28467	58,724.89	11/15/2019	INV	PD	190383-Construction of Av
5858	22002052	10/10/2019	6356	10312019	290773	151,098.45	10/31/2019	INV	PD	Sewer line upgrade Farmvi
5855	22003109	10/10/2019	6353	10312019	290773	19,599.78	10/31/2019	INV	PD	Fire Station #6
7060	22001592	10/10/2019	7597	11222019	291265	9,673.04	11/22/2019	INV	PD	Fence removal ,and instal
5856	22003109	10/11/2019	6354	10312019	290773	66,182.22	10/31/2019	INV	PD	Fire Station #6
5724	22020028	10/16/2019	6220	10312019	290773	3,567.64	10/31/2019	INV	PD	Capital Planning Support
7058	22003460	10/16/2019	7594	11222019	291265	1,222.86	11/22/2019	INV	PD	Shade Structures & Instal
7061	22003461	10/16/2019	7598	11222019	291265	1,449.99	11/22/2019	INV	PD	Shade Structures & Instal
7059	22003458	10/16/2019	7595	11222019	291265	1,302.51	11/22/2019	INV	PD	Shade Structures & Instal
7057	22001771	10/24/2019	7593	11222019	291265	21,324.12	11/22/2019	INV	PD	Museum HVAC System Upgrad
7120	22003462	10/24/2019	7659	11262019	291324	1,116.38	11/29/2019	INV	PD	Shade Structures & Instal
6954	22001466	10/29/2019	7485	11222019	291265	13,083.65	11/22/2019	INV	PD	Backstop padding Sports C
9788	22001466	10/29/2019	11239	01242020	292204	12,830.52	01/24/2020	INV	PD	Backstop padding Sports C
7309	22002151	11/05/2019	7854	12032019	291404	23,018.17	12/06/2019	INV	PD	Scanning, Archiving Perma
6982	22002666	11/06/2019	7517	11222019	291265	11,000.00	11/22/2019	INV	PD	Scissor Lift for Facility
7112	22020079	11/06/2019	7650	11262019	291324	85,000.00	11/29/2019	INV	PD	Fiber Optic cable from PD
7078	22000456	11/06/2019	7615	11262019	28474	63,830.28	11/29/2019	INV	PD	190383-Construction of Av
7122	22003459	11/06/2019	7661	11262019	291324	1,223.93	11/29/2019	INV	PD	Shade Structures & Instal
7081	22002043	11/11/2019	7618	11262019	28474	37,951.27	11/29/2019	INV	PD	8th Street/Church Street
7126	22001905	11/11/2019	7665	11262019	291324	14,337.74	11/29/2019	INV	PD	Shade Structures at Baseb
7123	22001906	11/11/2019	7662	11262019	291324	27,834.33	11/29/2019	INV	PD	Resurfacing Batting Cages
7680	22002052	11/14/2019	8235	12122019	291579	146,697.52	12/13/2019	INV	PD	Sewer line upgrade Farmvi
9792	22020226	11/19/2019	11243	01242020	292204	44,781.82	01/24/2020	INV	PD	192813-gazebo for Pecos R
7567	22001130	11/25/2019	8115	12122019	291579	215,021.94	12/13/2019	INV	PD	191385- CONSTRUCTION OF H
7560	22001171	11/25/2019	8111	12122019	291579	7,494.57	12/13/2019	INV	PD	192048-CONCRETE SLABS W/
8197	22003482	12/04/2019	9609	12262019	28481	18,200.71	12/27/2019	INV	PD	Street Striping for Texas
7678	22004163	12/05/2019	8233	12122019	291579	9,352.92	12/13/2019	INV	PD	Drainage Pad for Cave Kar
9965	22003461	12/12/2019	11423	012820	292294	15,100.55	01/31/2020	INV	PD	Shade Structures & Instal
8193	22000456	12/12/2019	9605	12262019	28481	142,427.15	12/27/2019	INV	PD	190383-Construction of Av
7825	22003147	12/12/2019	8657	12202019	291681	6,469.99	12/20/2019	INV	PD	Top of The Beach Gazebo R
7835	22003109	12/13/2019	8667	12202019	291681	108,247.59	12/20/2019	INV	PD	Fire Station #6
7837	22003459	12/13/2019	8669	12202019	291681	12,796.07	12/20/2019	INV	PD	Shade Structures & Instal

DOCUMENT	P.O.	INV DATE	VOUCHER	CHECK RUN	CHECK #	INVOICE NET	DUE DATE	TYPE	STS	INVOICE DESCRIPTION
9964	22003458	12/13/2019	11422	012820	292294	12,677.23	01/31/2020	INV	PD	Shade Structures & Instal
9963	22003460	12/13/2019	11421	012820	292294	12,796.07	01/31/2020	INV	PD	Shade Structures & Instal
9120	22003461	12/23/2019	10542	01102020	291981	23,373.13	01/10/2020	INV	PD	Shade Structures & Instal
9634	22002427	12/26/2019	11077	01242020	292204	6,503.65	01/24/2020	INV	PD	3 ea service truck bodies
9119	22002427	12/26/2019	10541	01102020	291981	6,503.65	01/10/2020	INV	PD	3 ea service truck bodies
9840	22004167	01/06/2020	11292	012820	292294	73,879.40	01/31/2020	INV	PD	New Telephone System for
9883	22002151	01/14/2020	11335	012820	292294	27,275.70	01/31/2020	INV	PD	Scanning, Archiving Perma
9937	22003109	01/14/2020	11389	012820	292294	158,648.08	01/31/2020	INV	PD	Fire Station #6
10390	22000456	01/14/2020	11865	02042020	28490	75,708.62	02/07/2020	INV	PD	190383-Construction of Av
9985	22003459	01/15/2020	11443	012820	292294	19,672.27	01/31/2020	INV	PD	Shade Structures & Instal
10715	22003586	01/21/2020	12200	021420	292679	2,528.33	02/14/2020	INV	PD	Supplies for ID Card soft
10388	22003482	01/27/2020	11862	02042020	28490	13,157.11	02/07/2020	INV	PD	Street Striping for Texas
10227	22005035	01/27/2020	11697	020420	292479	8,491.20	02/07/2020	INV	PD	Engineered wood fiber for
10398	22004025	01/28/2020	11873	020420	292479	160,590.05	02/07/2020	INV	PD	Cavern Theater Phase 2 Re
10401	22004849	01/28/2020	11875	020420	292479	3,229.37	02/07/2020	INV	PD	Asbestos Removal for Cave
10404	22004025	01/29/2020	11879	020420	292479	28,497.98	02/07/2020	INV	PD	Cavern Theater Phase 2 Re
10399	22004025	01/29/2020	11874	020420	292479	24,275.65	02/07/2020	INV	PD	Cavern Theater Phase 2 Re
10678	22002427	02/05/2020	12164	021420	292679	6,503.65	02/14/2020	INV	PD	3 ea service truck bodies
10564	22003109	02/05/2020	12045	020720	292562	196,713.48	02/07/2020	INV	PD	Fire Station #6
11348	22000456	02/05/2020	12847	022520	28496	92,020.19	02/28/2020	INV	PD	190383-Construction of Av
11306	22003462	02/13/2020	12804	022520	292913	18,751.51	02/28/2020	INV	PD	Shade Structures & Instal
11349	22020226	02/20/2020	12848	022520	292913	20,990.93	02/28/2020	INV	PD	192813-gazebo for Pecos R
12230	22000456	02/20/2020	13749	03132020	28506	1,806.23	03/13/2020	INV	PD	190383-Construction of Av
11451	22003460	02/24/2020	12954	022820	292979	19,659.35	02/28/2020	INV	PD	Shade Structures & Instal
11555	22002151	02/24/2020	13060	022820	292979	30,507.99	02/28/2020	INV	PD	Scanning, Archiving Perma
11646	22004025	02/26/2020	13153	032020	293084	71,473.27	03/06/2020	INV	PD	Cavern Theater Phase 2 Re
12227	22005221	03/03/2020	13746	03132020	28506	16,339.33	03/13/2020	INV	PD	install three new electri
12075	22005371	03/04/2020	13592	031320	293273	12,917.49	03/13/2020	INV	PD	Design and Pre-Constructi
12805	22003460	03/20/2020	14340	032720	293572	5,382.29	03/27/2020	INV	PD	Shade Structures & Instal
13069	22003109	03/26/2020	14613	03312020	293657	243,193.84	03/31/2020	INV	PD	Fire Station #6
1383	22020298	06/11/2019	1452	08162019	289125	10,243.50	08/16/2019	INV	PD	Uniforms for Supression C
						3,255,824.57				
5782 SNF INC DBA BRAND FX BODY										
1446	22000866	07/11/2019	1519	08162019	289194	350.00	08/16/2019	INV	PD	new vehicle equipment
2455	22002168	08/26/2019	2567	09062019	289519	96.00	09/06/2019	INV	PD	Vehicle compartment ident
2454	22002389	08/26/2019	2566	09062019	289519	433.10	09/06/2019	INV	PD	R-6, grab handles. Safety
2456	22002389	08/26/2019	2568	09062019	289519	233.10	09/06/2019	INV	PD	R-6, grab handles. Safety
						1,112.20				
5793 PURVIS INDUSTRIES										
7073	22004149	11/13/2019	7610	11262019	291373	148.97	11/29/2019	INV	PD	BLOWER MOTOR FOR HEATER I
5794 PERRYCO ELECTRIC LLC										
3860	22002808	09/26/2019	3997	10012019	290089	1,089.38	10/04/2019	INV	PD	Replacement of LED fixtur
5806 PCM SALES INC.										
1851	22001678	07/25/2019	1939	08232019	289273	567.99	08/23/2019	INV	PD	Laptop for Myers and Coun
66	22020009	06/14/2019	69	072219LO	288602	2,298.08	07/19/2019	INV	PD	Copier Toner
1502	22000936	07/17/2019	1577	08162019	289174	427.40	08/16/2019	INV	PD	Radios for network connec
639	22001445	07/23/2019	671	073119	288828	4,114.85	07/31/2019	INV	PD	Computer and Printer hard

DOCUMENT	P.O.	INV DATE	VOUCHER	CHECK RUN	CHECK #	INVOICE NET	DUE DATE	TYPE	STS	INVOICE DESCRIPTION
1765	22001291	07/24/2019	1849	08232019	289273	1,361.21	08/23/2019	INV	PD	UPC for operator interfac
1254	22001571	07/24/2019	1319	08122019	289032	34.88	08/09/2019	INV	PD	Wireless USB Network Card
1191	22001697	07/26/2019	1253	08122019	289032	1,569.25	08/09/2019	INV	PD	Laptop for Muni Court and
1195	22001676	07/29/2019	1257	08122019	289032	4,604.43	08/09/2019	INV	PD	Surface Pro for Engineeri
1199	22001677	07/29/2019	1260	08122019	289032	17,917.29	08/09/2019	INV	PD	Surface Pros for PD
1187	22001678	07/29/2019	1249	08122019	289032	5,147.95	08/09/2019	INV	PD	Laptop for Myers and Coun
1189	22001697	07/29/2019	1251	08122019	289032	128.71	08/09/2019	INV	PD	Laptop for Muni Court and
1193	22001697	07/29/2019	1255	08122019	289032	39.62	08/09/2019	INV	PD	Laptop for Muni Court and
1924	22001751	08/01/2019	2015	08232019	289273	80.35	08/23/2019	INV	PD	Computer Equipment for Fi
1926	22001751	08/02/2019	2018	08232019	289273	1,432.72	08/23/2019	INV	PD	Computer Equipment for Fi
3540	22001572	08/02/2019	3669	09242019	289907	452.37	09/27/2019	INV	PD	Office equipment for use
1433	22001676	08/06/2019	1506	08162019	289174	318.22	08/16/2019	INV	PD	Surface Pro for Engineeri
1432	22001677	08/06/2019	1505	08162019	289174	1,750.19	08/16/2019	INV	PD	Surface Pros for PD
1530	22001909	08/06/2019	1606	08162019	289174	259.61	08/16/2019	INV	PD	SSD Drives for Laptops.
2310	22001751	08/08/2019	2418	08302019	289380	253.07	08/30/2019	INV	PD	Computer Equipment for Fi
2197	22001945	08/08/2019	2299	08302019	289380	129.23	08/30/2019	INV	PD	Software license-RealVNC
3917	22001975	08/09/2019	4056	10012019	290087	394.30	10/04/2019	INV	PD	PURCHASE NEW DESKTOP PRIN
2230	22002148	08/14/2019	2332	08302019	289380	9,377.18	08/30/2019	INV	PD	Surface Pro for PERD Offi
2227	22002180	08/05/2019	2329	08302019	289380	51.64	08/30/2019	INV	PD	IPAD chargers
2229	22002181	08/05/2019	2331	08302019	289380	237.69	08/30/2019	INV	PD	Printer for AP Laci
2226	22002099	08/16/2019	2328	08302019	289380	734.92	08/30/2019	INV	PD	Dock Stations for new lap
3877	22002148	08/16/2019	4014	10012019	290087	802.27	10/04/2019	INV	PD	Surface Pro for PERD Offi
2272	22002199	08/16/2019	2378	08302019	289380	96.51	08/30/2019	INV	PD	Switches for WWTP, to imp
2271	22002180	08/19/2019	2376	08302019	289380	37.10	08/30/2019	INV	PD	IPAD chargers
4423	22002182	08/19/2019	4589	10112019	290357	2,091.50	10/11/2019	INV	PD	Surface Pro for Council F
2225	22002309	08/20/2019	2327	08302019	289380	83.86	08/30/2019	INV	PD	Rugged Case for Surface P
2188	22002182	08/22/2019	2290	08302019	289380	159.11	08/30/2019	INV	PD	Surface Pro for Council F
2764	22002411	08/27/2019	2880	09122019	289627	80.35	09/13/2019	INV	PD	Tablet for Paramedic Stud
2766	22002411	08/28/2019	2882	09122019	289627	1,432.72	09/13/2019	INV	PD	Tablet for Paramedic Stud
3647	22002411	08/30/2019	3776	09252019	289946	253.07	09/27/2019	INV	PD	Tablet for Paramedic Stud
2543	22002583	09/03/2019	2656	09062019	289511	83.69	09/06/2019	INV	PD	Plasma Case for Katey at
2544	22002611	09/04/2019	2657	09062019	289511	1,137.02	09/06/2019	INV	PD	Cases and Screen Protecto
2744	22002686	09/06/2019	2860	09122019	289627	647.74	09/13/2019	INV	PD	Wireless Access Points fo
2743	22002735	09/09/2019	2859	09122019	289627	86.62	09/13/2019	INV	PD	Ethernet Cables
2742	22002730	09/09/2019	2858	09122019	289627	503.66	09/13/2019	INV	PD	Wall mount rack for Teen
3330	22002779	09/12/2019	3459	09202019	289795	88.43	09/20/2019	INV	PD	Mac Book Battery for IT.
3509	22002923	09/16/2019	3638	09242019	289907	27,907.69	09/27/2019	INV	PD	Laptops to replace existi
3510	22002924	09/16/2019	3639	09242019	289907	16,374.84	09/27/2019	INV	PD	Scanners for Finance Dept
3511	22002923	09/19/2019	3640	09242019	289907	2,941.74	09/27/2019	INV	PD	Laptops to replace existi
3609	22002465	09/20/2019	3738	09252019	289946	122,258.00	09/27/2019	INV	PD	All in one Computers for
3906	22002800	09/24/2019	4043	10012019	290087	1,255.71	10/04/2019	INV	PD	Camera Cards;Scanner and
4300	22002744	09/30/2019	4462	10102019	290264	1,465.56	10/11/2019	INV	PD	Docking stations for new
4299	22003328	10/01/2019	4459	10102019	290264	152.23	10/11/2019	INV	PD	Mini Display Port to HDMI
4677	22002800	10/11/2019	4848	10152019	290398	387.81	10/18/2019	INV	PD	Camera Cards;Scanner and
4676	22003551	10/11/2019	4847	10152019	290398	985.30	10/18/2019	INV	PD	Power Cords for new Lapto
5537	22003760	10/23/2019	6029	10242019	290644	5,999.48	10/25/2019	INV	PD	Laptops for Lopez and Sco
5671	22003861	10/23/2019	6167	1028201	290740	105.98	10/31/2019	INV	PD	HP 23.8" 1080p LED Monito
5707	22003834	10/24/2019	6203	10312019	290833	74.04	10/31/2019	INV	PD	Materials and Supplies
5967	22003278	10/30/2019	6476	110419	290878	61,129.00	11/08/2019	INV	PD	HP Eliteone Computers
6488	22004080	11/04/2019	7008	11142019	291105	174.70	11/15/2019	INV	PD	Sonic Wall License and su
7206	22004053	11/07/2019	7747	11262019	291371	1,741.52	11/29/2019	INV	PD	Acrobat Pro 2017 Full Lic
6489	22004080	11/12/2019	7009	11142019	291105	181.95	11/15/2019	INV	PD	Sonic Wall License and su
6735	22004134	11/15/2019	7259	11222019	291198	234.60	11/22/2019	INV	PD	Surge Protector and usb e
7062	22004431	11/20/2019	7599	11262019	291371	19.38	11/29/2019	INV	PD	CD Drive for Admin, Case
7063	22004431	11/21/2019	7600	11262019	291371	144.29	11/29/2019	INV	PD	CD Drive for Admin, Case

DOCUMENT	P.O.	INV DATE	VOUCHER	CHECK RUN	CHECK #	INVOICE NET	DUE DATE	TYPE	STS	INVOICE DESCRIPTION
7301	22004502	11/26/2019	7846	12032019	291434	1,704.29	12/06/2019	INV	PD	Power Supplies for Cisco
7905	22004383	11/26/2019	9166	12202019	291736	620.28	12/20/2019	INV	PD	Meeting software
9248	22004675	12/05/2019	10676	01142020	292057	150.20	01/17/2020	INV	PD	32G SDHC memory cards
7714	22004710	12/06/2019	8269	12132019	291620	490.89	12/13/2019	INV	PD	Hard Drives and Memory fo
8385	22004531	12/12/2019	9801	12312019	291825	3,094.39	12/31/2019	INV	PD	annual adobe cloud softwa
8329	22005032	12/23/2019	9744	12312019	291825	1,149.78	12/31/2019	INV	PD	Laptop for the new Superv
8882	22004911	12/23/2019	10300	01072020	291941	376.31	01/03/2020	INV	PD	OSHA Comp Surge Supp Powe
8430	22005130	12/30/2019	9846	01072020	291941	1,131.11	01/03/2020	INV	PD	Heritage Park Radios
9116	22005225	01/06/2020	10538	01102020	292008	194.75	01/10/2020	INV	PD	Antenna for Heritage Park
9420	22005234	01/07/2020	10854	01212020	292159	275.72	01/24/2020	INV	PD	Mini Display Port cables
9421	22005316	01/13/2020	10856	01212020	292159	60.80	01/24/2020	INV	PD	Digitizer Pen - Cables
9423	22005316	01/14/2020	10858	01212020	292159	165.88	01/24/2020	INV	PD	Digitizer Pen - Cables
10863	22005374	01/14/2020	12351	021420	292745	5,580.85	02/14/2020	INV	PD	Security System for River
9721	22005372	01/17/2020	11168	01242020	292255	365.51	01/24/2020	INV	PD	Photoshop for Kyle
9897	22005374	01/21/2020	11349	012820	292355	7,946.57	01/31/2020	INV	PD	Security System for River
9719	22005373	01/21/2020	11166	01242020	292255	21,590.53	01/24/2020	INV	PD	Security System for Libra
9924	22005632	01/23/2020	11378	012820	292355	373.17	01/31/2020	INV	PD	Engineering Surface Pros
9925	22005632	01/24/2020	11379	012820	292355	7,190.49	01/31/2020	INV	PD	Engineering Surface Pros
10048	22005632	01/27/2020	11513	01312020	292433	610.63	01/31/2020	INV	PD	Engineering Surface Pros
10049	22005679	01/28/2020	11514	01312020	292433	162.26	01/31/2020	INV	PD	Surface ARC Mouse - PD
10069	22005603	01/28/2020	11534	01312020	292433	317.48	01/31/2020	INV	PD	Printer for Executive Sec
10305	22005738	01/30/2020	11777	020420	292528	98.98	02/07/2020	INV	PD	Case and stylus for Olga
10310	22005738	01/30/2020	11782	020420	292528	77.13	02/07/2020	INV	PD	Case and stylus for Olga
10303	22005783	01/31/2020	11775	020420	292528	145.33	02/07/2020	INV	PD	DVD Rom and USB Hubs
10550	22005737	01/31/2020	12030	020720	292612	98.46	02/07/2020	INV	PD	External CD drives.
12987	22005783	02/03/2020	14530	03312020	293690	285.05	03/31/2020	INV	PD	DVD Rom and USB Hubs
10601	22005898	02/06/2020	12083	021120	292645	360.65	02/14/2020	INV	PD	Transfer kit for Library
10602	22005974	02/07/2020	12084	021120	292645	364.31	02/14/2020	INV	PD	Clerks Office Surface.
10640	22005974	02/10/2020	12124	021420	292745	1,916.02	02/14/2020	INV	PD	Clerks Office Surface.
10735	22005847	02/10/2020	12221	021420	292745	471.85	02/14/2020	INV	PD	Surface Pro power supply
10931	22005974	02/11/2020	12421	021820	292792	152.66	02/21/2020	INV	PD	Clerks Office Surface.
10933	22006080	02/14/2020	12423	021820	292792	1,655.14	02/21/2020	INV	PD	LaserJet Pro 500 oolor MF
12952	22005524	02/21/2020	14488	03312020	293690	33,066.93	03/31/2020	INV	PD	FZ ToughPads 15-8365U
1116	22001908	03/20/2019	1178	08122019	289032	395.17	08/09/2019	INV	PD	Requisition for old PO #
1112	22001907	03/31/2019	1174	08122019	289032	748.33	08/09/2019	INV	PD	Requisition for OLD PO 19
1149	22020180	04/16/2019	1211	08122019	289032	275.44	08/09/2019	INV	PD	190896-TO REPLACE THE GRA
						398,463.96				

5808 PAC-N-MAIL/T&S ENTEPRISES

595	22001331	07/18/2019	627	073119	288827	70.25	07/31/2019	INV	PD	Mail Postage Fees for Pol
1509	22001331	08/07/2019	1583	08162019	289171	13.55	08/16/2019	INV	PD	Mail Postage Fees for Pol
2732	22001331	08/28/2019	2848	09122019	289626	70.25	09/13/2019	INV	PD	Mail Postage Fees for Pol
2779	22001331	09/05/2019	2895	09122019	289626	70.25	09/13/2019	INV	PD	Mail Postage Fees for Pol
3317	22001331	09/12/2019	3446	09202019	289793	69.93	09/20/2019	INV	PD	Mail Postage Fees for Pol
3597	22001331	09/24/2019	3726	09252019	289944	14.60	09/27/2019	INV	PD	Mail Postage Fees for Pol
4491	22003303	09/27/2019	4661	10112019	290356	26.69	10/11/2019	INV	PD	OIL SAMPLES FOR SW TRUCKS
5956	22001331	10/28/2019	6462	110419	290877	36.47	11/08/2019	INV	PD	Mail Postage Fees for Pol
5951	22001331	10/31/2019	6457	110419	290877	84.39	11/08/2019	INV	PD	Mail Postage Fees for Pol
7558	22001331	11/14/2019	8109	12112019	291525	70.09	12/13/2019	INV	PD	Mail Postage Fees for Pol
10358	22001331	12/12/2019	11832	020420	292527	66.60	02/07/2020	INV	PD	Mail Postage Fees for Pol
9772	22001331	12/19/2019	11223	01242020	292254	82.05	01/24/2020	INV	PD	Mail Postage Fees for Pol
12487	22005976	02/06/2020	14013	032020	293466	15.82	03/20/2020	INV	PD	Freight to Ship Heater Va
13027	22001331	03/20/2020	14572	03312020	293689	14.72	03/31/2020	INV	PD	Mail Postage Fees for Pol

DOCUMENT	P.O.	INV DATE	VOUCHER	CHECK RUN	CHECK #	INVOICE NET	DUE DATE	TYPE	STS	INVOICE DESCRIPTION
						705.66				
5848 PATS PARTS & SVC, INC.										
10430	22005933	02/05/2020	11907	020720	292611	192.63	02/07/2020	INV	PD	Vehicle Battery for Unit
2096	22002098	08/12/2019	2196	08302019	289379	188.33	08/30/2019	INV	PD	Battery for 14194
						380.96				
5857 PAUL CONWAY SHIELDS										
10739	22005375	01/14/2020	12226	021420	292744	128.25	01/14/2020	INV	PD	Helmet font decals for ac
12413	22005982	02/26/2020	13936	031720	293395	77.64	03/17/2020	INV	PD	Helmet font for Salazar (
12430	22006178	03/10/2020	13954	031720	293395	77.64	03/17/2020	INV	PD	Helmet font for accountab
						283.53				
5877 PENWORTHY										
5446	22003721	10/17/2019	5938	10232019	290624	518.39	10/25/2019	INV	PD	Books for children's coll
5882 PETES EQUIPMENT REPAIR, INC										
3058	22001745	08/05/2019	3178	09202019	289796	2,288.29	09/20/2019	INV	PD	PARTS NEEDED TO REPAIR ST
3054	22001746	08/02/2019	3174	09202019	289796	203.12	09/20/2019	INV	PD	PARTS NEEDED FOR ST SWEEP
2222	22001921	08/07/2019	2324	08302019	289382	95.55	08/30/2019	INV	PD	REPLACE BROKEN PARTS FOR
3925	22002318	08/23/2019	4063	10012019	290090	1,005.06	10/04/2019	INV	PD	REPLACEMENT PARTS FOR UNI
3194	22002647	09/04/2019	3320	09202019	289796	429.45	09/20/2019	INV	PD	REPLACEMENT PARTS FOR ST
5378	22003300	09/30/2019	5866	10222019	290596	621.19	10/25/2019	INV	PD	REPLACE BRAKES FOR STREET
5372	22003301	10/04/2019	5860	10222019	290596	560.44	10/25/2019	INV	PD	REPLACE MISSING LATCH AND
8359	22004056	11/19/2019	9775	12312019	291826	1,187.47	12/31/2019	INV	PD	Repair sewer inspection c
9194	22004551	12/02/2019	10620	01142020	292059	1,389.57	01/17/2020	INV	PD	NEW REPLACEMENT BROOM UNI
12869	22005771	02/05/2020	14404	032720	293627	1,350.67	03/27/2020	INV	PD	REPLACEMENT SUCTION HOSE
						9,130.81				
5884 PERMIAN FORD										
10541	22005621	01/27/2020	12020	020720	292613	470.54	02/07/2020	INV	PD	replace damaged tire & ri
5889 PETERSON'S WATER TREATMENT LLC										
375	22001304	07/01/2019	398	072419jd	288669	582.53	07/26/2019	INV	PD	FY20 Water Treatment for
1431	22001304	08/01/2019	1504	08162019	289175	582.53	08/16/2019	INV	PD	FY20 Water Treatment for
2785	22001304	09/01/2019	2901	09122019	289629	582.53	09/13/2019	INV	PD	FY20 Water Treatment for
4377	22001304	10/01/2019	4542	10102019	290265	582.53	10/11/2019	INV	PD	FY20 Water Treatment for
6052	22001304	11/01/2019	6563	110719	290942	582.53	11/08/2019	INV	PD	FY20 Water Treatment for
7237	22001304	12/01/2019	7778	12032019	291435	582.53	12/06/2019	INV	PD	FY20 Water Treatment for
9066	22001304	01/02/2020	10486	01102020	292010	582.53	01/10/2020	INV	PD	FY20 Water Treatment for
10426	22001304	02/01/2020	11902	020720	292614	582.53	02/07/2020	INV	PD	FY20 Water Treatment for
11893	22001304	03/01/2020	13406	031020	293223	582.53	03/13/2020	INV	PD	FY20 Water Treatment for
						5,242.77				
5908 PSI										
7354	22004695	12/05/2019	7902	01072020	291945	75.00	12/13/2019	INV	PD	PSI EXAM CERTIFICATE FOR
5922 RUGGED TRADE LLC										

DOCUMENT	P.O.	INV DATE	VOUCHER	CHECK RUN	CHECK #	INVOICE NET	DUE DATE	TYPE	STS	INVOICE DESCRIPTION
7896	22002482	11/06/2019	8871	12202019	291743	1,614.72	12/20/2019	INV	PD	shop uniform
7070	22003397	11/06/2019	7607	11262019	291376	1,350.56	11/29/2019	INV	PD	uniforms-union
7064	22004234	11/21/2019	7601	11262019	291376	267.78	11/29/2019	INV	PD	Uniform shirts for 1 empl
8365	22002515	12/04/2019	9781	12312019	291835	2,072.66	12/31/2019	INV	PD	Uniforms for Employees at
9204	22004164	12/04/2019	10631	01142020	292069	539.31	01/17/2020	INV	PD	Yearly uniforms for Union
7353	22004276	12/04/2019	7901	12112019	291537	122.54	12/13/2019	INV	PD	union uniforms
7548	22004391	12/04/2019	8099	12112019	291537	97.70	12/13/2019	INV	PD	Uniform for maintenance e
						6,065.27				
5924 PHIL'S LANDSCAPING										
4303	22002039	10/02/2019	4466	10112019	28461	476.00	10/11/2019	INV	PD	Replacement trees for tre
9574	22004687	01/10/2020	11012	01212020	292161	1,947.52	01/24/2020	INV	PD	Replacement Yaupan Holly
9667	22004607	01/10/2020	11111	01242020	292256	2,480.41	01/24/2020	INV	PD	eight trees for sunset ga
10333	22005268	01/31/2020	11805	020420	292530	6,802.91	02/07/2020	INV	PD	Trees as requested by the
12214	22006164	02/27/2020	13733	031320	293329	96.52	03/13/2020	INV	PD	remove replace tree sunse
12783	22003686	03/24/2020	14317	032720	293628	1,200.00	03/27/2020	INV	PD	Shrubs for Soccer walkway
						13,003.36				
5935 THE PIN CENTER										
7608	22004026	11/21/2019	8162	12112019	291549	677.00	12/13/2019	INV	PD	City Lapel Pins
5938 PITNEY BOWES GLOBAL FINANCIAL SERVICES LLC										
1405	22001584	07/24/2019	1477	08162019	289177	823.58	08/16/2019	INV	PD	Postage Meter Supplies
6040	22003582	10/23/2019	6551	110719	290944	129.18	11/08/2019	INV	PD	Supplies for Postage Mach
3427	22000879	06/29/2019	3554	092019	289849	585.00	09/20/2019	INV	PD	Annual Billing for Postag
3429	22000879	06/29/2019	3558	092019	289849	292.71	09/20/2019	INV	PD	Annual Billing for Postag
4501	22000879	09/29/2019	4669	10112019	290359	877.71	10/11/2019	INV	PD	Annual Billing for Postag
9456	22000879	12/30/2019	10891	01212020	292162	877.71	01/24/2020	INV	PD	Annual Billing for Postag
						3,585.89				
5950 PLAINS WELDING SUPPLY,INC										
553	22001521	07/19/2019	584	073119	288830	77.00	07/31/2019	INV	PD	Annual PO for Oxygen Deli
56	22000910	05/29/2019	59	07192019	288619	120.00	07/19/2019	INV	PD	RESPIRATORS FOR WELDERS A
22	22020131	06/14/2019	25	07152019	288555	125.00	07/19/2019	INV	PD	REPLACE/ REFILL NITROGEN
28	22020323	06/28/2019	31	07152019	288555	77.00	07/19/2019	INV	PD	Oxygen delivery from July
163	22000703	07/02/2019	177	07192019	288578	64.10	07/19/2019	INV	PD	RESTOCK SHOP SUPPLIES (RE
1216	22001521	07/24/2019	1279	08122019	289035	77.00	08/09/2019	INV	PD	Annual PO for Oxygen Deli
541	22001155	07/24/2019	573	073119	288830	160.00	07/31/2019	INV	PD	umbella for beach
1411	22001521	08/02/2019	1483	08162019	289178	80.00	08/16/2019	INV	PD	Annual PO for Oxygen Deli
2770	22001969	08/06/2019	2886	09122019	289632	638.60	09/13/2019	INV	PD	MATERIAL NEEDED FOR WELDI
2091	22001544	08/13/2019	2191	08302019	289384	66.30	08/30/2019	INV	PD	SUPPLIES FOR SIGNS IN THE
2485	22001521	08/26/2019	2598	09062019	289512	77.00	09/06/2019	INV	PD	Annual PO for Oxygen Deli
2192	22002183	08/14/2019	2294	08302019	289384	149.60	08/30/2019	INV	PD	Fire extinguishers for En
2775	22002412	08/22/2019	2891	09122019	289632	319.14	09/13/2019	INV	PD	REFILL BOTTLES FOR WELDIN
2191	22002061	08/22/2019	2293	08302019	289384	67.00	08/30/2019	INV	PD	refill oxygen bottle ton
2745	22002659	09/03/2019	2861	09122019	289632	110.60	09/13/2019	INV	PD	Welding Supplies
2769	22002687	09/04/2019	2885	09122019	289632	52.00	09/13/2019	INV	PD	SHOP SUPPLIES FOR WELDING
4687	22003355	09/30/2019	4860	10152019	290399	226.00	10/18/2019	INV	PD	helium for breast cancer
6754	22020159	09/09/2019	7280	11222019	291200	83.50	11/22/2019	INV	PD	Hydrostatic Oxygen Bottle
3347	22001521	09/13/2019	3475	09202019	289799	77.00	09/20/2019	INV	PD	Annual PO for Oxygen Deli

DOCUMENT	P.O.	INV DATE	VOUCHER	CHECK RUN	CHECK #	INVOICE NET	DUE DATE	TYPE	STS	INVOICE DESCRIPTION
3332	22002644	09/16/2019	3460	09202019	289799	97.00	09/20/2019	INV	PD	Welding Supplies (NitroGa
3545	22002964	09/18/2019	3674	09242019	289908	85.82	09/27/2019	INV	PD	SUPPLIES FOR SIGNS IN THE
4120	22001521	09/27/2019	4261	10042019	290189	77.00	10/04/2019	INV	PD	Annual PO for Oxygen Deli
3897	22003094	09/24/2019	4034	10012019	290091	12.00	10/04/2019	INV	PD	refill nitrogen bottle
5475	22001521	10/17/2019	5967	10232019	290625	77.00	10/25/2019	INV	PD	Annual PO for Oxygen Deli
5857	22001521	10/25/2019	6355	10312019	290835	77.00	10/31/2019	INV	PD	Annual PO for Oxygen Deli
5405	22003512	10/10/2019	5893	10222019	290597	76.50	10/25/2019	INV	PD	REPLACE SUPPLIES FOR WELD
5223	22002687	10/10/2019	5708	10182019	290481	261.00	10/18/2019	INV	PD	SHOP SUPPLIES FOR WELDING
6362	22001521	11/06/2019	6881	11142019	291073	77.00	11/15/2019	INV	PD	Annual PO for Oxygen Deli
5711	22003796	10/23/2019	6207	10312019	290835	45.00	10/31/2019	INV	PD	Box of paint pens to mark
5843	22002687	10/22/2019	6341	10312019	290835	31.80	10/31/2019	INV	PD	SHOP SUPPLIES FOR WELDING
5749	22003512	10/22/2019	6245	10312019	290835	21.00	10/31/2019	INV	PD	REPLACE SUPPLIES FOR WELD
7566	22004568	11/26/2019	8118	12112019	291526	180.00	12/13/2019	INV	PD	helium for upcoming event
6734	22001521	11/14/2019	7258	11222019	291200	80.00	11/22/2019	INV	PD	Annual PO for Oxygen Deli
7314	22001521	11/22/2019	7860	12032019	291437	77.00	12/06/2019	INV	PD	Annual PO for Oxygen Deli
7386	22004485	11/22/2019	7934	12112019	291526	330.00	12/13/2019	INV	PD	Sand blasting sand for va
7736	22001521	12/06/2019	8291	12132019	291621	77.00	12/13/2019	INV	PD	Annual PO for Oxygen Deli
10329	22004919	12/11/2019	11800	020420	292531	542.50	02/07/2020	INV	PD	REPLACE ITEMS FOR WELDING
11917	22004919	12/11/2019	13430	031020	293225	587.00	03/13/2020	INV	PD	REPLACE ITEMS FOR WELDING
8097	22004257	12/11/2019	9502	12202019	291740	605.00	12/20/2019	INV	PD	REPLACEMENT GUN FOR PLASM
8357	22001521	12/23/2019	9773	12312019	291827	77.00	12/31/2019	INV	PD	Annual PO for Oxygen Deli
9733	22001521	01/03/2020	11181	01242020	292258	77.00	01/24/2020	INV	PD	Annual PO for Oxygen Deli
9107	22005257	01/07/2020	10529	01102020	292011	310.00	01/10/2020	INV	PD	Sand blasting sand for th
9702	22001521	01/10/2020	11147	01242020	292258	77.00	01/24/2020	INV	PD	Annual PO for Oxygen Deli
10055	22001521	01/24/2020	11520	01312020	292435	77.00	01/31/2020	INV	PD	Annual PO for Oxygen Deli
10657	22001521	02/06/2020	12142	021420	292746	77.00	02/14/2020	INV	PD	Annual PO for Oxygen Deli
11255	22001521	02/14/2020	12750	022120	292878	77.00	02/21/2020	INV	PD	Annual PO for Oxygen Deli
12933	22006081	02/12/2020	14469	032720	293629	174.95	03/27/2020	INV	PD	Costs to Refill Oxygen &
10941	22005483	02/13/2020	12431	021820	292794	12.00	02/21/2020	INV	PD	refill nitrogen bottle
12865	22006232	02/27/2020	14401	032720	293629	342.50	03/27/2020	INV	PD	MATERIAL NEEDED FOR WELDI
12864	22006231	03/27/2020	14399	032720	293629	272.80	03/27/2020	INV	PD	SUPPLIES NEEDED FOR WELDI
11263	22001521	02/21/2020	12759	022520	292941	77.00	02/28/2020	INV	PD	Annual PO for Oxygen Deli
11546	22006374	02/27/2020	13051	022820	293042	340.00	02/28/2020	INV	PD	Sandblasting sand for var
12454	22001521	03/13/2020	13979	032020	293469	77.00	03/20/2020	INV	PD	Annual PO for Oxygen Deli
11985	22006467	03/05/2020	13500	031020	293225	415.80	03/13/2020	INV	PD	Supplies for Loco Hills p
12688	22006390	03/10/2020	14219	032420	293542	213.00	03/27/2020	INV	PD	MATERIAL NEEDED FOR SANTA
12535	22006666	03/17/2020	14062	032020	293469	340.00	03/20/2020	INV	PD	Sand blasting sand
12690	22006882	03/20/2020	14222	032420	293542	340.00	03/27/2020	INV	PD	Sandblasting sand for rem
12934	22006667	03/20/2020	14470	032720	293629	26.00	03/27/2020	INV	PD	MATERIAL NEEDED FOR PARKS
						9,466.51				
5951 PIRANHA PROPELLER										
8093	22004699	12/03/2019	9498	12202019	291739	176.25	12/20/2019	INV	PD	Propellers for Boats
5967 PLANT NUTRIENT SOLUTIONS										
12458	22006180	03/09/2020	13983	032020	293470	12,963.00	03/20/2020	INV	PD	fertlizer and weed contro
5972 POSTAL PROS, INC										
766	22001046	06/30/2019	808	08022019	288891	1,770.78	08/01/2019	INV	PD	PRINTING & MAILING OF UTI
764	22020043	06/30/2019	806	08022019	288891	1,975.03	08/02/2019	INV	PD	Printing & Mailing Utilit
765	22000658	06/30/2019	807	08022019	288891	1,770.79	08/02/2019	INV	PD	PRINTING & MAILING OF UTI
767	22020070	06/30/2019	809	08022019	288891	1,770.78	08/02/2019	INV	PD	PRINTING & MAILING OF UTI

DOCUMENT	P.O.	INV DATE	VOUCHER	CHECK RUN	CHECK #	INVOICE NET	DUE DATE	TYPE	STS	INVOICE DESCRIPTION
517		06/30/2019	548	072619LO	288756	130.73	07/26/2019	INV	PD	Postal Pros 6/30/19
2070	22001000	07/31/2019	2167	08302019	289385	7,598.08	08/30/2019	INV	PD	Printing & Mailing Utilit
2038		07/31/2019	2133	08302019	289385	90.91	08/30/2019	INV	PD	UPS Shipping of samples t
1486	22002071	07/01/2019	1561	08162019	289180	491.91	08/16/2019	INV	PD	WATER BILL INSERTS FOR 3
1487	22002071	07/31/2019	1562	08162019	289180	491.91	08/16/2019	INV	PD	WATER BILL INSERTS FOR 3
3079	22001000	08/31/2019	3201	09202019	289800	7,681.45	09/20/2019	INV	PD	Printing & Mailing Utilit
3913	22001618	08/31/2019	4051	10012019	290092	664.51	10/04/2019	INV	PD	Water Bill Flyer attachme
3300	22002506	08/31/2019	3428	09202019	289800	576.46	09/20/2019	INV	PD	Water Bill Inserts
4006	22001000	09/30/2019	4146	10042019	290191	7,492.90	10/04/2019	INV	PD	Printing & Mailing Utilit
6133	22001000	10/31/2019	6647	110719	290945	7,484.85	11/08/2019	INV	PD	Printing & Mailing Utilit
6461	22002962	10/31/2019	6981	11142019	291106	546.12	11/15/2019	INV	PD	Water Bill Inserts for HH
7495	22001000	11/30/2019	8045	12112019	291527	7,369.47	12/13/2019	INV	PD	Printing & Mailing Utilit
9084	22001000	12/31/2019	10504	01102020	292012	7,451.04	01/10/2020	INV	PD	Printing & Mailing Utilit
10546	22001000	01/31/2020	12025	020720	292616	7,545.26	02/07/2020	INV	PD	Printing & Mailing Utilit
11896	22001000	02/29/2020	13409	031020	293226	7,565.17	03/13/2020	INV	PD	Printing & Mailing Utilit
						70,468.15				
5981 PROFORCE LAW ENFORCEMENT										
1511	22000962	07/17/2019	1586	08162019	289181	31,746.30	08/16/2019	INV	PD	Taser Equipment & Cartrid
2204	22000962	08/13/2019	2306	08302019	289386	770.00	08/30/2019	INV	PD	Taser Equipment & Cartrid
2803	22000962	08/27/2019	2919	09122019	289633	4,875.00	09/13/2019	INV	PD	Taser Equipment & Cartrid
5357	22000962	10/02/2019	5844	10212019	290562	5,692.50	10/18/2019	INV	PD	Taser Equipment & Cartrid
6191	22003076	10/08/2019	6706	11142019	291075	4,914.00	11/08/2019	INV	PD	Force on Force Training R
8816	22003076	12/17/2019	10233	01072020	291944	2,835.00	01/03/2020	INV	PD	Force on Force Training R
						50,832.80				
5991 PORTER LEE CORPORATION										
11327	22006186	02/01/2020	12826	022520	292942	805.00	02/28/2020	INV	PD	Annual Software Support-E
6007 POLYDYNE INC										
1768	22001436	07/26/2019	1852	08232019	289274	2,902.50	08/23/2019	INV	PD	Annual Clarifloc C-9545 (
1767	22001436	07/24/2019	1851	08232019	289274	1,741.50	08/23/2019	INV	PD	Annual Clarifloc C-9545 (
10434	22001436	01/27/2020	11911	020720	292615	2,322.00	02/07/2020	INV	PD	Annual Clarifloc C-9545 (
10788	22001436	02/03/2020	12275	021420	292748	1,161.00	02/14/2020	INV	PD	Annual Clarifloc C-9545 (
						8,127.00				
6015 THE FLAG MAKERS										
12919	22006845	03/18/2020	14455	032720	293639	218.00	03/27/2020	INV	PD	Replacement flags for the
6079 PROFESSIONAL AMBULANCE										
21	22020132	05/31/2019	24	07152019	288556	217.88	07/19/2019	INV	PD	DOOR HANDLE BROKEN DOOR W
252	22000949	07/08/2019	271	072519LO	288721	220.38	07/26/2019	INV	PD	driver side running board
						438.26				
6097 PVT										
189	22020073	07/01/2019	203	07192019	288579	44.37	07/19/2019	INV	PD	PHONE SERVICE FOR LOCO HI
9089	22001213	01/01/2020	10510	01102020	292013	44.60	01/10/2020	INV	PD	PHONE SRV FOR LH SHOP EST
4351	22001213	10/01/2019	4516	10102019	290266	44.98	10/11/2019	INV	PD	PHONE SRV FOR LH SHOP EST
7516	22001213	12/01/2019	8067	12112019	291530	44.98	12/13/2019	INV	PD	PHONE SRV FOR LH SHOP EST

DOCUMENT	P.O.	INV DATE	VOUCHER	CHECK RUN	CHECK #	INVOICE NET	DUE DATE	TYPE	STS	INVOICE DESCRIPTION
10582	22001213	02/01/2020	12064	021120	292648	44.60	02/14/2020	INV	PD	PHONE SRV FOR LH SHOP EST
11969	22001213	03/01/2020	13484	031020	293229	44.24	03/13/2020	INV	PD	PHONE SRV FOR LH SHOP EST
1241	22020073	08/01/2019	1306	08122019	289036	44.92	08/09/2019	INV	PD	PHONE SERVICE FOR LOCO HI
6038	22001213	11/01/2019	6549	110719	290947	44.98	11/08/2019	INV	PD	PHONE SRV FOR LH SHOP EST
6037	22001545	11/01/2019	6548	110719	290947	139.89	11/08/2019	INV	PD	Internet service for Cana
6033	22001409	11/01/2019	6544	110719	290947	96.87	11/08/2019	INV	PD	annual purchase requistio
6032	22001027	11/01/2019	6543	110719	290947	96.87	11/08/2019	INV	PD	Annual internet service f
6031	22000747	11/01/2019	6542	110719	290947	678.29	11/08/2019	INV	PD	Annual Requisition for PV
9088	22001545	01/01/2020	10508	01102020	292013	139.89	01/10/2020	INV	PD	Internet service for Cana
4352	22001545	10/01/2019	4517	10102019	290266	139.89	10/11/2019	INV	PD	Internet service for Cana
7515	22001545	12/01/2019	8066	12112019	291530	139.89	12/13/2019	INV	PD	Internet service for Cana
10583	22001545	02/01/2020	12065	021120	292648	139.89	02/14/2020	INV	PD	Internet service for Cana
11968	22001545	03/01/2020	13483	031020	293229	139.89	03/13/2020	INV	PD	Internet service for Cana
380	22001545	07/01/2019	403	072419jd	288672	290.11	07/26/2019	INV	PD	Internet service for Cana
1243	22001545	08/01/2019	1308	08122019	289036	10.33	08/09/2019	INV	PD	Internet service for Cana
9096	22001409	01/01/2020	10518	01102020	292013	96.87	01/10/2020	INV	PD	annual purchase requistio
4345	22001409	10/01/2019	4510	10102019	290266	96.87	10/11/2019	INV	PD	annual purchase requistio
7390	22001409	12/01/2019	7938	12112019	291530	96.87	12/13/2019	INV	PD	annual purchase requistio
10579	22001409	02/01/2020	12061	021120	292648	96.87	02/14/2020	INV	PD	annual purchase requistio
11974	22001409	03/01/2020	13489	031020	293229	96.87	03/13/2020	INV	PD	annual purchase requistio
379	22001409	07/01/2019	402	072419jd	288672	96.87	07/26/2019	INV	PD	annual purchase requistio
2025	22001409	08/01/2019	2119	08302019	289389	107.20	08/23/2019	INV	PD	annual purchase requistio
12518	22001027	03/01/2020	14044	032020	293474	193.74	03/20/2020	INV	PD	Annual internet service f
4347	22001027	10/01/2019	4512	10102019	290266	96.87	10/11/2019	INV	PD	Annual internet service f
7391	22001027	12/01/2019	7939	12112019	291530	96.87	12/13/2019	INV	PD	Annual internet service f
10578	22001027	02/01/2020	12060	021120	292648	96.87	02/14/2020	INV	PD	Annual internet service f
2027	22001027	08/01/2019	2121	08302019	289389	193.74	08/23/2019	INV	PD	Annual internet service f
681	22000523	07/01/2019	713	08022019	288892	96.87	08/02/2019	INV	PD	Internet service for the
190	22000747	07/01/2019	204	07192019	288579	473.80	07/19/2019	INV	PD	Annual Requisition for PV
9093	22000747	01/01/2020	10515	01102020	292013	678.29	01/10/2020	INV	PD	Annual Requisition for PV
4346	22000747	10/01/2019	4511	10102019	290266	678.29	10/11/2019	INV	PD	Annual Requisition for PV
7393	22000747	12/01/2019	7942	12112019	291530	678.29	12/13/2019	INV	PD	Annual Requisition for PV
10572	22000747	02/01/2020	12054	021120	292648	678.29	02/14/2020	INV	PD	Annual Requisition for PV
11970	22000747	03/01/2020	13485	031020	293229	678.29	03/13/2020	INV	PD	Annual Requisition for PV
2026	22000748	08/01/2019	2120	08302019	289389	787.36	08/23/2019	INV	PD	Annual Requisition for PV
2806	22001213	09/01/2019	2922	09122019	289635	44.92	09/13/2019	INV	PD	PHONE SRV FOR LH SHOP EST
2807	22001545	09/01/2019	2923	09122019	289635	139.89	09/13/2019	INV	PD	Internet service for Cana
2810	22001409	09/01/2019	2926	09122019	289635	107.20	09/13/2019	INV	PD	annual purchase requistio
2809	22001027	09/01/2019	2925	09122019	289635	96.87	09/13/2019	INV	PD	Annual internet service f
2808	22000747	09/01/2019	2924	09122019	289635	688.62	09/13/2019	INV	PD	Annual Requisition for PV
						9,562.97				
6106 PUBLIC AGENCY TRNNG CNCL										
CNV-35517	174440	02/10/2017	00000000	022520	292943	325.00	02/24/2017	INV	PD	REG FOR E.FERRALES TO INV
6114 PROQUEST INFORMATION										
6612	22002295	09/01/2019	7132	11152019	291138	1,142.96	11/15/2019	INV	PD	Proquest HeritageQuest DB
6116 PROFESSIONAL GLASS CONSULTANTS										
8242	22004503	12/12/2019	9655	12272019	291810	145.55	12/27/2019	INV	PD	Glass Name Plates
6130 QA BALANCE SERVICES, INC.										

DOCUMENT	P.O.	INV DATE	VOUCHER	CHECK RUN	CHECK #	INVOICE NET	DUE DATE	TYPE	STS	INVOICE DESCRIPTION
10764	22005604	02/04/2020	12252	021420	292750	1,029.36	02/14/2020	INV	PD	Annual NMED/EPA complianc
6164 QUEST DIAGNOSTICS										
4379	22003030	09/25/2019	4544	10102019	290268	34.71	10/11/2019	INV	PD	Post Accident Drug Screen
4380	22003043	09/25/2019	4545	10102019	290268	34.71	10/11/2019	INV	PD	Post Accident Drug Screen
4381	22003187	09/25/2019	4546	10102019	290268	34.71	10/11/2019	INV	PD	Pre-employment physical
4382	22003186	09/25/2019	4547	10102019	290268	34.71	10/11/2019	INV	PD	Post Accident Drug Screen
4383	22003185	09/25/2019	4548	10102019	290268	34.71	10/11/2019	INV	PD	Post Accident Drug Screen
2567	22002207	08/29/2019	2680	09062019	289515	256.62	09/06/2019	INV	PD	Drug Screens
2522	22002227	08/29/2019	2635	09062019	289515	69.42	09/06/2019	INV	PD	Drug Screens
2523	22002217	08/29/2019	2636	09062019	289515	34.71	09/06/2019	INV	PD	Post Accident Drug Screen
2524	22002218	08/29/2019	2637	09062019	289515	34.71	09/06/2019	INV	PD	Pre-employment drug scree
2525	22002219	08/29/2019	2638	09062019	289515	34.71	09/06/2019	INV	PD	Pre-employment drug scree
2526	22002220	08/29/2019	2639	09062019	289515	34.71	09/06/2019	INV	PD	Pre-employment drug scree
2527	22002221	08/29/2019	2640	09062019	289515	34.71	09/06/2019	INV	PD	Pre-employment drug scree
2528	22002612	08/29/2019	2641	09062019	289515	34.71	09/06/2019	INV	PD	Drug Screen
2529	22002633	08/29/2019	2642	09062019	289515	69.42	09/06/2019	INV	PD	Drug Screens
2519	22001866	08/29/2019	2632	09062019	289515	34.71	09/06/2019	INV	PD	Pre-employment drug scree
4384	22002216	09/25/2019	4549	10102019	290268	34.71	10/11/2019	INV	PD	Pre-employment drug scree
4386	22002601	09/25/2019	4551	10102019	290268	34.71	10/11/2019	INV	PD	Pre-employment drug scree
4387	22002613	09/25/2019	4552	10102019	290268	304.98	10/11/2019	INV	PD	Pre-employment drug scree
4388	22002634	09/25/2019	4553	10102019	290268	34.71	10/11/2019	INV	PD	Pre-employment drug scree
4389	22002665	09/25/2019	4554	10102019	290268	34.71	10/11/2019	INV	PD	Pre-employment drug scree
4385	22002635	09/25/2019	4550	10102019	290268	69.42	10/11/2019	INV	PD	Post Accident Drug Screen
4390	22003041	09/25/2019	4556	10102019	290268	71.90	10/11/2019	INV	PD	Post Accident Drug Screen
4391	22003028	09/25/2019	4557	10102019	290268	34.71	10/11/2019	INV	PD	Post Accident Drug Screen
4392	22003010	09/25/2019	4558	10102019	290268	34.71	10/11/2019	INV	PD	Post Accident Drug Screen
4393	22003012	09/25/2019	4559	10102019	290268	34.71	10/11/2019	INV	PD	Pre-employment drug scree
4394	22003011	09/25/2019	4560	10102019	290268	69.42	10/11/2019	INV	PD	Pre-employment drug scree
960	22020052	06/27/2019	1013	08082019	288971	34.71	08/09/2019	INV	PD	192196- Drug Screen
969	22000607	06/27/2019	1022	08082019	288971	34.71	08/09/2019	INV	PD	Post accident Drug screen
970	22000607	06/27/2019	1023	08082019	288971	34.71	08/09/2019	INV	PD	Post accident Drug screen
971	22020017	06/27/2019	1024	08082019	288971	35.95	08/09/2019	INV	PD	DRUG SCREEN
972	22020053	06/27/2019	1025	08082019	288971	34.71	08/09/2019	INV	PD	192786- Drug Screens
1024	22020386	06/27/2019	1080	08082019	288971	34.71	08/09/2019	INV	PD	Drug Screens - Post Accid
973	22000687	06/27/2019	1026	08082019	288971	34.71	08/09/2019	INV	PD	192796-DRUG SCREENS
1023	22020386	06/27/2019	1079	08082019	288971	34.71	08/09/2019	INV	PD	Drug Screens - Post Accid
974	22000543	06/27/2019	1027	08082019	288971	34.71	08/09/2019	INV	PD	post accident drug screen
975	22020053	06/27/2019	1028	08082019	288971	34.71	08/09/2019	INV	PD	192786- Drug Screens
976	22020053	06/27/2019	1029	08082019	288971	34.71	08/09/2019	INV	PD	192786- Drug Screens
961	22020203	06/27/2019	1014	08082019	288971	34.71	08/09/2019	INV	PD	192199- Drug Screens
977	22000749	06/27/2019	1030	08082019	288971	34.71	08/09/2019	INV	PD	Drug screens for the park
978	22020090	06/27/2019	1031	08082019	288971	34.71	08/09/2019	INV	PD	192795- Drug Screen
979	22000749	06/27/2019	1032	08082019	288971	34.71	08/09/2019	INV	PD	Drug screens for the park
980	22020217	06/27/2019	1033	08082019	288971	34.71	08/09/2019	INV	PD	192797-Drug Screen
981	22020053	06/27/2019	1034	08082019	288971	34.71	08/09/2019	INV	PD	192786- Drug Screens
1004	22000687	06/27/2019	1059	08082019	288971	34.71	08/09/2019	INV	PD	192796-DRUG SCREENS
1022	22020386	06/27/2019	1078	08082019	288971	34.71	08/09/2019	INV	PD	Drug Screens - Post Accid
1007	22000463	06/27/2019	1062	08082019	288971	34.71	08/09/2019	INV	PD	Post Accident (8462638)
1010	22000608	06/27/2019	1066	08082019	288971	34.71	08/09/2019	INV	PD	DRUG SCREENS
1011	22000608	06/27/2019	1067	08082019	288971	34.71	08/09/2019	INV	PD	DRUG SCREENS
962	22020091	06/27/2019	1015	08082019	288971	34.71	08/09/2019	INV	PD	192202- Drug Screen
1012	22020386	06/27/2019	1068	08082019	288971	34.71	08/09/2019	INV	PD	Drug Screens - Post Accid

DOCUMENT	P.O.	INV DATE	VOUCHER	CHECK RUN	CHECK #	INVOICE NET	DUE DATE	TYPE	STS	INVOICE DESCRIPTION
1013	22000687	06/27/2019	1069	08082019	288971	34.71	08/09/2019	INV	PD	192796-DRUG SCREENS
1014	22001327	06/27/2019	1070	08082019	288971	34.71	08/09/2019	INV	PD	Pre-employment drug scree
1015	22001274	06/27/2019	1071	08082019	288971	35.95	08/09/2019	INV	PD	Pre-employment drug scree
1016	22001527	06/27/2019	1072	08082019	288971	34.71	08/09/2019	INV	PD	Pre-employment drug scree
1018	22001259	06/27/2019	1074	08082019	288971	34.71	08/09/2019	INV	PD	Pre-employment drug scree
1019	22001528	06/27/2019	1075	08082019	288971	34.71	08/09/2019	INV	PD	Post Accident Drug Screen
1020	22001262	06/27/2019	1076	08082019	288971	34.71	08/09/2019	INV	PD	Post Accident Drug Screen
1021	22001329	06/27/2019	1077	08082019	288971	34.71	08/09/2019	INV	PD	Post Accident Drug Screen
963	22020199	06/27/2019	1016	08082019	288971	34.71	08/09/2019	INV	PD	192203- Drug Scree
964	22000450	06/27/2019	1017	08082019	288971	34.71	08/09/2019	INV	PD	Employee Drug Screen
965	22000471	06/27/2019	1018	08082019	288971	152.49	08/09/2019	INV	PD	Pre Employment - Drug Scr
966	22020017	06/27/2019	1019	08082019	288971	35.95	08/09/2019	INV	PD	DRUG SCREEN
967	22020053	06/27/2019	1020	08082019	288971	34.71	08/09/2019	INV	PD	192786- Drug Screens
968	22000464	06/27/2019	1021	08082019	288971	152.49	08/09/2019	INV	PD	Drug Screen Pre Employmen
1017	22001529	06/27/2019	1073	08082019	288971	34.71	08/09/2019	INV	PD	Pre-employment drug scree
1171	22001437	07/29/2019	1233	08122019	289038	34.71	08/09/2019	INV	PD	Pre-employment drug scree
1159	22001267	07/29/2019	1222	08122019	289038	34.71	08/09/2019	INV	PD	Pre-employment drug scree
1172	22001439	07/29/2019	1234	08122019	289038	34.71	08/09/2019	INV	PD	Pre-employment drug scree
1173	22001437	07/29/2019	1235	08122019	289038	34.71	08/09/2019	INV	PD	Pre-employment drug scree
1179	22001281	07/29/2019	1241	08122019	289038	34.71	08/09/2019	INV	PD	Pre-employment drug scree
1183	22001439	07/29/2019	1244	08122019	289038	34.71	08/09/2019	INV	PD	Pre-employment drug scree
1186	22001328	07/29/2019	1248	08122019	289038	34.71	08/09/2019	INV	PD	Post Accident Drug Screen
1188	22001328	07/29/2019	1250	08122019	289038	34.71	08/09/2019	INV	PD	Post Accident Drug Screen
1190	22001438	07/29/2019	1252	08122019	289038	34.71	08/09/2019	INV	PD	Drug Screens
1194	22001573	07/29/2019	1256	08122019	289038	152.49	08/09/2019	INV	PD	Drug Screens
1196	22001573	07/29/2019	1258	08122019	289038	34.71	08/09/2019	INV	PD	Drug Screens
1197	22001743	07/29/2019	1259	08122019	289038	34.71	08/09/2019	INV	PD	Post Accident Drug Screen
1162	22001328	07/29/2019	1224	08122019	289038	34.71	08/09/2019	INV	PD	Post Accident Drug Screen
1198	22001785	07/29/2019	1261	08122019	289038	34.71	08/09/2019	INV	PD	Post Accident Drug Screen
1200	22001753	07/29/2019	1262	08122019	289038	34.71	08/09/2019	INV	PD	Post Accident Drug Screen
1201	22001883	07/29/2019	1263	08122019	289038	34.71	08/09/2019	INV	PD	Pre-employment drug scree
1202	22001788	07/29/2019	1265	08122019	289038	34.71	08/09/2019	INV	PD	Pre-employment drug scree
1204	22001750	07/29/2019	1267	08122019	289038	35.95	08/09/2019	INV	PD	Pre-employment drug & alc
1206	22001750	07/29/2019	1269	08122019	289038	35.95	08/09/2019	INV	PD	Pre-employment drug & alc
1207	22001750	07/29/2019	1270	08122019	289038	35.95	08/09/2019	INV	PD	Pre-employment drug & alc
1209	22001753	07/29/2019	1272	08122019	289038	34.71	08/09/2019	INV	PD	Post Accident Drug Screen
1210	22001785	07/29/2019	1273	08122019	289038	34.71	08/09/2019	INV	PD	Post Accident Drug Screen
1164	22001467	07/29/2019	1226	08122019	289038	34.71	08/09/2019	INV	PD	Pre-employment drug scree
1166	22001266	07/29/2019	1228	08122019	289038	34.71	08/09/2019	INV	PD	Pre-employment drug scree
1167	22001438	07/29/2019	1229	08122019	289038	34.71	08/09/2019	INV	PD	Drug Screens
1168	22001328	07/29/2019	1230	08122019	289038	34.71	08/09/2019	INV	PD	Post Accident Drug Screen
1169	22001573	07/29/2019	1231	08122019	289038	34.71	08/09/2019	INV	PD	Drug Screens
1170	22001437	07/29/2019	1232	08122019	289038	34.71	08/09/2019	INV	PD	Pre-employment drug scree
4378	22003042	09/25/2019	4543	10102019	290268	277.68	10/11/2019	INV	PD	Post Accident Drug Screen
6467	22003647	10/30/2019	6987	11142019	291109	1,025.20	11/15/2019	INV	PD	Post Accident Drug Screen
7370	22003648	11/25/2019	7918	12112019	291532	723.98	12/13/2019	INV	PD	Pre-employment drug scree
8830	22004776	12/30/2019	10247	01072020	291947	756.21	01/03/2020	INV	PD	Drug Screen
10315	22004768	01/31/2020	11788	020420	292534	350.82	02/07/2020	INV	PD	Drug Screen
11768	22005352	02/25/2020	13277	032020	293116	1,054.95	03/06/2020	INV	PD	Pre-Employment Drug Scree
						8,445.86				
6168 QUILL OFFICE PRODUCTS										
6487	22004154	11/05/2019	7007	11142019	291110	340.98	11/15/2019	INV	PD	Toner for Community Devel
7282	22004428	11/19/2019	7825	12032019	291440	137.96	12/06/2019	INV	PD	Office Supplies for CD &

DOCUMENT	P.O.	INV DATE	VOUCHER	CHECK RUN	CHECK #	INVOICE NET	DUE DATE	TYPE	STS	INVOICE DESCRIPTION
7285	22004428	11/19/2019	7828	12032019	291440	132.40	12/06/2019	INV	PD	Office Supplies for CD &
7612	22004428	11/19/2019	8166	12112019	291533	281.46	12/13/2019	INV	PD	Office Supplies for CD &
7613	22004428	11/19/2019	8167	12112019	291533	79.10	12/13/2019	INV	PD	Office Supplies for CD &
7738	22004516	11/25/2019	8293	12132019	291624	114.99	12/13/2019	INV	PD	Angle keyboard tray for c
7374	22004516	11/26/2019	7922	12112019	291533	31.99	12/13/2019	INV	PD	Angle keyboard tray for c
7611	22004579	11/26/2019	8165	12112019	291533	186.22	12/13/2019	INV	PD	office supplies
7741	22004591	11/27/2019	8296	12132019	291624	120.98	12/13/2019	INV	PD	Toner for Printer Downsta
8383	22004582	12/03/2019	9799	12312019	291829	49.99	12/31/2019	INV	PD	OFFICE SUPPLIES FOR ACTIV
8153	22004582	12/03/2019	9564	12202019	291741	27.99	12/20/2019	INV	PD	OFFICE SUPPLIES FOR ACTIV
8384	22004582	12/04/2019	9800	12312019	291829	918.95	12/31/2019	INV	PD	OFFICE SUPPLIES FOR ACTIV
8155	22004582	12/05/2019	9566	12202019	291741	74.99	12/20/2019	INV	PD	OFFICE SUPPLIES FOR ACTIV
8380	22004722	12/06/2019	9796	12312019	291829	20.49	12/31/2019	INV	PD	office supplies, ink
8381	22004722	12/06/2019	9797	12312019	291829	6.29	12/31/2019	INV	PD	office supplies, ink
8379	22004722	12/06/2019	9795	12312019	291829	69.29	12/31/2019	INV	PD	office supplies, ink
8382	22004722	12/06/2019	9798	12312019	291829	117.26	12/31/2019	INV	PD	office supplies, ink
9672	22004722	12/09/2019	11116	01242020	292263	162.39	01/24/2020	INV	PD	office supplies, ink
8377	22004722	12/10/2019	9793	12312019	291829	16.47	12/31/2019	INV	PD	office supplies, ink
8375	22004787	12/10/2019	9791	12312019	291829	48.57	12/31/2019	INV	PD	office supplies and build
8376	22004787	12/10/2019	9792	12312019	291829	18.99	12/31/2019	INV	PD	office supplies and build
8374	22004787	12/10/2019	9790	12312019	291829	39.53	12/31/2019	INV	PD	office supplies and build
8373	22004787	12/10/2019	9789	12312019	291829	207.73	12/31/2019	INV	PD	office supplies and build
8372	22004787	12/11/2019	9788	12312019	291829	21.99	12/31/2019	INV	PD	office supplies and build
8378	22004722	12/12/2019	9794	12312019	291829	16.99	12/31/2019	INV	PD	office supplies, ink
11182	22005176	12/31/2019	12676	022120	292880	2,316.77	02/21/2020	INV	PD	Materials and Supplies
9132	22005176	01/03/2020	10554	01102020	292014	2,203.82	01/10/2020	INV	PD	Materials and Supplies
9775	22005492	01/16/2020	11226	01242020	292263	13.91	01/24/2020	INV	PD	materials and supplies
9776	22005492	01/16/2020	11227	01242020	292263	829.92	01/24/2020	INV	PD	materials and supplies
10412	22005689	01/27/2020	11888	020420	292535	689.03	02/07/2020	INV	PD	Office Supplies for CD/MS
10400	22005689	01/28/2020	11876	020420	292535	153.59	02/07/2020	INV	PD	Office Supplies for CD/MS
10524	22005671	01/28/2020	12003	020720	292618	38.99	02/07/2020	INV	PD	OFFICE, ACTIVITY AND EVEN
11840	22005671	01/28/2020	13349	030620	293153	1,173.75	03/06/2020	INV	PD	OFFICE, ACTIVITY AND EVEN
10526	22005671	01/29/2020	12005	020720	292618	65.98	02/07/2020	INV	PD	OFFICE, ACTIVITY AND EVEN
10527	22005671	01/30/2020	12006	020720	292618	51.58	02/07/2020	INV	PD	OFFICE, ACTIVITY AND EVEN
11241	22005088	02/10/2020	12736	022120	292880	12.99	02/21/2020	INV	PD	Office supplies for Trans
11243	22005088	02/10/2020	12738	022120	292880	27.99	02/21/2020	INV	PD	Office supplies for Trans
11248	22005088	02/10/2020	12743	022120	292880	7.09	02/21/2020	INV	PD	Office supplies for Trans
11401	22005088	02/11/2020	12901	022820	293044	115.85	02/28/2020	INV	PD	Office supplies for Trans
11400	22005088	02/11/2020	12900	022820	293044	38.78	02/28/2020	INV	PD	Office supplies for Trans
11117	22006091	02/11/2020	12610	022120	292880	77.24	02/21/2020	INV	PD	Binders & Dividers for CD
11184	22006091	02/11/2020	12678	022120	292880	94.61	02/21/2020	INV	PD	Binders & Dividers for CD
12790	22006817	03/16/2020	14325	032720	293630	953.91	03/27/2020	INV	PD	Printer cartridges
12791	22006817	03/17/2020	14326	032720	293630	1,134.92	03/27/2020	INV	PD	Printer cartridges
11183	22005176	01/02/2020	12677	022120	292880	-2,316.77	02/21/2020	CRM	PD	Materials and Supplies
1484	22001349	07/18/2019	1557	08162019	289185	16.82	08/16/2019	INV	PD	Supplies for activities a
1478	22001349	07/18/2019	1552	08162019	289185	265.06	08/16/2019	INV	PD	Supplies for activities a
1479	22001349	07/18/2019	1553	08162019	289185	61.99	08/16/2019	INV	PD	Supplies for activities a
1485	22001349	07/19/2019	1559	08162019	289185	35.58	08/16/2019	INV	PD	Supplies for activities a
1481	22001349	07/19/2019	1555	08162019	289185	46.99	08/16/2019	INV	PD	Supplies for activities a
1893	22001705	07/26/2019	1983	08232019	289278	678.45	08/23/2019	INV	PD	Printer Cartridges & Mark
						12,032.83				
6193 R.J. THOMAS MFG. CO. INC.										
9596	22004744	12/18/2019	11036	01212020	292165	1,845.00	01/24/2020	INV	PD	8- Charcoal grills for th

DOCUMENT	P.O.	INV DATE	VOUCHER	CHECK RUN	CHECK #	INVOICE NET	DUE DATE	TYPE	STS	INVOICE DESCRIPTION
6198 R&R PRODUCTS, INC.										
1140	22020092	06/14/2019	1202	08122019	289040	375.80	08/09/2019	INV	PD	192552- Supplies for Golf
1137	22020092	06/14/2019	1199	08122019	289040	520.89	08/09/2019	INV	PD	192552- Supplies for Golf
1178	22001009	07/12/2019	1240	08122019	289040	1,465.60	08/09/2019	INV	PD	Hoses, sprinklers, and co
1180	22001009	07/12/2019	1242	08122019	289040	376.50	08/09/2019	INV	PD	Hoses, sprinklers, and co
5654	22003529	10/08/2019	6150	1028201	290743	292.70	10/31/2019	INV	PD	earplugs, flags, sprinkle
5655	22003529	10/08/2019	6151	1028201	290743	1,679.70	10/31/2019	INV	PD	earplugs, flags, sprinkle
8934	22005020	12/20/2019	10354	01072020	291949	1,633.25	01/03/2020	INV	PD	bedknives, filters, and s
10491	22005672	01/28/2020	11970	020720	292619	327.85	02/07/2020	INV	PD	cups, flags, flagsticks a
10482	22005672	01/28/2020	11961	020720	292619	1,815.20	02/07/2020	INV	PD	cups, flags, flagsticks a
						8,487.49				
6234 RECORDED BOOKS, LLC										
2080	22002410	08/16/2019	2177	08302019	289391	750.00	08/30/2019	INV	PD	Renewal of RBDigital Univ
2081	22002409	08/16/2019	2179	08302019	289391	1,500.00	08/30/2019	INV	PD	Renewal of RBDigital Zini
4061	22002408	08/19/2019	4202	10042019	290195	2,170.00	10/04/2019	INV	PD	Renewal of Audiobook Coll
						4,420.00				
6243 REEVES COMPANY INC										
3304	22001490	07/24/2019	3432	09202019	289805	39.44	09/20/2019	INV	PD	Uniform Name Tags for New
2780	22002390	08/23/2019	2896	09122019	289640	16.46	09/13/2019	INV	PD	Name Tag for L. Hudgens
2853	22002473	08/27/2019	2970	09122019	289640	16.46	09/13/2019	INV	PD	Uniform Name Tag
3320	22002792	09/11/2019	3448	09202019	289805	27.95	09/20/2019	INV	PD	Name Tags for B. Cabriale
6818	22003565	10/11/2019	7345	11222019	291205	27.95	11/22/2019	INV	PD	Name Tags for Sgt. Ferral
5947	22003897	10/28/2019	6453	110419	290881	16.46	11/08/2019	INV	PD	Name Tag for Francisco Ma
6820	22004062	11/06/2019	7348	11222019	291205	16.46	11/22/2019	INV	PD	Uniform Name Tag
6819	22004220	11/12/2019	7346	11222019	291205	16.46	11/22/2019	INV	PD	Open Purchase Order-For C
9708	22004220	12/05/2019	11153	01242020	292264	16.46	01/24/2020	INV	PD	Open Purchase Order-For C
9244	22004220	01/02/2020	10672	01142020	292066	16.46	01/17/2020	INV	PD	Open Purchase Order-For C
11586	22004220	02/25/2020	13092	022820	293045	39.44	02/28/2020	INV	PD	Open Purchase Order-For C
						250.00				
6288 RGGCSA										
10603	22005595	02/04/2020	12085	021120	292650	135.00	02/14/2020	INV	PD	dues for RGGCSA for 2020
6318 REAL VISION SOFTWARE INC										
729	22000750	07/01/2019	765	08022019	288893	3,000.00	08/02/2019	INV	PD	Annual Requisition for RV
6321 ENMU-ROSWELL										
5256	22003161	09/24/2019	5741	10212019	290520	1,102.40	10/18/2019	INV	PD	EMT-I Books for Otto and
4244	22003160	09/24/2019	4404	10102019	290239	1,959.50	10/11/2019	INV	PD	Lee EMT-P Costs
5255	22002233	09/24/2019	5740	10212019	290520	4,924.70	10/18/2019	INV	PD	EMT-I Otto and Roberts
11231	22005827	02/19/2020	12726	022120	292843	426.00	02/21/2020	INV	PD	ACLS, PALS, BLS Cards
						8,412.60				
6329 RANDY JONES CARPET CLNG										
2850	22002323	08/26/2019	2967	09122019	289638	1,419.42	09/13/2019	INV	PD	Carpet Cleaning CPD 3rd F
4524	22002855	09/19/2019	4694	10112019	290361	1,378.33	10/11/2019	INV	PD	Carpet Cleaning CPD 2nd F

DOCUMENT	P.O.	INV DATE	VOUCHER	CHECK RUN	CHECK #	INVOICE NET	DUE DATE	TYPE	STS	INVOICE DESCRIPTION
5504	22003344	10/10/2019	5996	10232019	290627	1,049.51	10/25/2019	INV	PD	Carpet Cleaning CPD 2nd F
						3,847.26				
6348 ROBERTS TRUCK CENTER OF										
5392	22001941	07/15/2019	5880	10222019	290599	494.75	07/15/2019	INV	PD	A/C EXPANSION VALVES UNIT
3500	22002032	08/26/2019	3629	09242019	289913	304.20	09/27/2019	INV	PD	REAR TORQUE ROD BOLTS FOR
4275	22003118	09/20/2019	4435	10102019	290269	625.00	10/11/2019	INV	PD	ANNUAL NAVISTAR SUBSCRIPT
7352	22003589	10/14/2019	7900	12112019	291536	1,656.78	12/13/2019	INV	PD	REPLACEMENT IFM MODULE UN
10552	22001023	10/23/2019	12032	020720	292622	780.90	02/07/2020	INV	PD	Accelerator pedal sensor
6744	22004096	11/06/2019	7268	11222019	291208	282.41	11/22/2019	INV	PD	REPLACE BROKEN WINDOW SW
9311	22004927	12/19/2019	10743	01142020	292068	1,661.68	01/17/2020	INV	PD	REPLACE DEF TANK SENSOR S
3698	22000609	06/05/2019	3830	09302019	290063	499.48	09/27/2019	INV	PD	REPLACE A/C HOSE AND ONE
370	22000610	07/12/2019	393	072419jd	288675	1,611.34	07/26/2019	INV	PD	REPLACE BROKEN A/C COMPRE
369	22000611	07/12/2019	392	072419jd	288675	1,062.27	07/26/2019	INV	PD	REPLACE A/C SYSTEM
3571	22001023	07/18/2019	3700	09242019	289913	695.56	09/27/2019	INV	PD	Accelerator pedal sensor
2221	22001232	07/19/2019	2323	08302019	289395	253.36	08/30/2019	INV	PD	REPLACE A/C SYSTEM UNIT #
1904	22001320	07/25/2019	1994	08232019	289285	5,366.25	08/23/2019	INV	PD	SPARE OEM RADIATOR FOR SW
3556	22001232	07/25/2019	3685	09242019	289913	426.10	09/27/2019	INV	PD	REPLACE A/C SYSTEM UNIT #
3498	22001941	08/05/2019	3627	09242019	289913	125.73	09/27/2019	INV	PD	A/C EXPANSION VALVES UNIT
3497	22001754	08/08/2019	3626	09242019	289913	1,483.27	09/27/2019	INV	PD	PARTS NEEDED TO REPAIR CO
						17,329.08				
6365 RAINBOW PRINTING										
11873	22005646	02/25/2020	13385	031020	293231	1,099.10	03/13/2020	INV	PD	Patron library cards
6384 VULCAN INC										
9734	22004801	01/06/2020	11182	01242020	292277	924.70	01/24/2020	INV	PD	Supplies for Streets Depa
9735	22004801	01/07/2020	11183	01242020	292277	1,281.15	01/24/2020	INV	PD	Supplies for Streets Depa
						2,205.85				
6447 ROCKY MOUNTAIN INFORMATION NETWORK INC										
6026	22002987	07/01/2019	6537	110719	290951	200.00	11/08/2019	INV	PD	Annual RMIN Membership 7
6478 ROSWELL DAILY RECORD INC										
1811	22001132	08/19/2019	1898	08232019	289288	539.17	08/23/2019	INV	PD	192657- MUSEUM ADV IN VIS
6480 WINSUPPLY ROSWELL NM CO										
7277	22004027	11/08/2019	7819	12032019	291460	5,925.00	12/06/2019	INV	PD	2 X 2 LED FLAT PANEL LAYI
10865	22004027	12/19/2019	12353	021420	292773	37.50	02/14/2020	INV	PD	2 X 2 LED FLAT PANEL LAYI
8818	22004871	12/18/2019	10235	01072020	291972	1,200.00	01/03/2020	INV	PD	Lights 2 X 2 FLT PNL LED
						7,162.50				
6510 RUSH TRUCK CENTERS										
5750	22003798	10/22/2019	6246	10312019	290839	334.14	10/31/2019	INV	PD	REPLACE ENGINE PARTS FOR
2264	22000612	05/20/2019	2370	08302019	289397	349.53	08/30/2019	INV	PD	REPLACE SENSORS ON SW GRA
1908	22001986	08/12/2019	1997	08232019	289289	1,175.23	08/23/2019	INV	PD	REPAIR COMPRESSOR ASSEMBL
3059	22001985	08/14/2019	3180	09202019	289813	880.80	09/20/2019	INV	PD	REPAIR SUSPENSION ON SW #
3057	22002026	08/14/2019	3177	09202019	289813	155.80	09/20/2019	INV	PD	REPLACE WORN OUT BELTS SW

DOCUMENT	P.O.	INV DATE	VOUCHER	CHECK RUN	CHECK #	INVOICE NET	DUE DATE	TYPE	STS	INVOICE DESCRIPTION
5714	22002494	08/28/2019	6210	10312019	290839	523.90	10/31/2019	INV	PD	REPLACEMENT SERPENTINE BE
6651	22003172	09/26/2019	7171	11152019	291140	1,748.88	11/15/2019	INV	PD	REPLACE EGR PARTS FOR SW
5400	22003234	10/01/2019	5888	10222019	290601	555.80	10/25/2019	INV	PD	REPLACE VALVE AND TORQUE
5382	22003164	10/18/2019	5870	10222019	290601	1,214.00	10/25/2019	INV	PD	ESTIMATE COST TO DIAGNOSE
5752	22003797	10/21/2019	6248	10312019	290839	319.31	10/31/2019	INV	PD	REPLACE TURBO PARTS FOR S
10598	22003664	10/23/2019	12080	021120	292651	9,925.56	02/14/2020	INV	PD	REPLACEMENT ENGINE FOR UN
6652	22003172	11/12/2019	7172	11152019	291140	-1,748.88	11/15/2019	CRM	PD	REPLACE EGR PARTS FOR SW
6653	22003172	11/12/2019	7173	11152019	291140	1,728.46	11/15/2019	INV	PD	REPLACE EGR PARTS FOR SW
7731	22004325	11/21/2019	8286	12132019	291628	2,338.50	12/13/2019	INV	PD	REPLACE GEARBOX SW #10781
8337	22004367	12/02/2019	9753	12312019	291836	2,323.90	12/31/2019	INV	PD	REPLACE FUEL TANK AND SEN
9307	22004935	12/18/2019	10739	01142020	292070	1,076.20	01/17/2020	INV	PD	SENSOR NEEDED TO REPAIR S
9308	22003995	12/18/2019	10740	01142020	292070	3,306.35	01/17/2020	INV	PD	REPAIR SUSPENSION ON SW #
9309	22005125	01/06/2020	10741	01142020	292070	3,630.00	01/17/2020	INV	PD	REPLACEMENT CAB LIFT CYLS
10750	22005231	01/08/2020	12236	021420	292753	2,161.80	02/14/2020	INV	PD	REPLACE CYLINDER AND SHOC
13013	22005305	01/14/2020	14557	03312020	293696	462.78	03/31/2020	INV	PD	PARTS NEEDED TO REPAIR TU
10745	22005566	01/24/2020	12231	021420	292753	72.58	02/14/2020	INV	PD	PARTS NEEDED TO REPAIR SW
10749	22005681	01/30/2020	12235	021420	292753	145.00	02/14/2020	INV	PD	REPLACE BLOWER MOTOR SW #
13012	22005795	01/30/2020	14556	03312020	293696	198.19	03/31/2020	INV	PD	REPLACEMENT GASKETS FOR U
10709	22005798	02/05/2020	12195	021420	292753	2,259.43	02/14/2020	INV	PD	REPLACEMENT PTO UNIT 1078
10599	22003664	02/06/2020	12081	021120	292651	-9,925.56	02/14/2020	CRM	PD	REPLACEMENT ENGINE FOR UN
10600	22003664	02/06/2020	12082	021120	292651	8,963.01	02/14/2020	INV	PD	REPLACEMENT ENGINE FOR UN
10713	22005881	02/10/2020	12199	021420	292753	2,925.00	02/14/2020	INV	PD	REPLACE CYLINDER SW #1233
10711	22005922	02/11/2020	12198	021420	292753	549.90	02/14/2020	INV	PD	WIPER PARTS NEEDED FOR SW
12022	22006220	02/21/2020	13537	031020	293235	647.63	03/13/2020	INV	PD	PARTS NEEDED TO REPAIR SW
12863	22006385	03/02/2020	14398	032720	293632	1,545.00	03/27/2020	INV	PD	REPLACE HANGERS FOR SW #1
13014	22005305	03/30/2020	14558	03312020	293696	375.00	03/31/2020	INV	PD	PARTS NEEDED TO REPAIR TU
						40,217.24				
6533 SHIFT CALENDARS, INC										
4715	22003134	09/26/2019	4889	10152019	290404	316.59	10/18/2019	INV	PD	2020 Shift Calendars
6537 CARTER'S AIR CONDITIONING										
3696	22002933	07/11/2019	3828	09302019	290015	457.49	09/27/2019	INV	PD	Service Call St. 7
788	22001204	07/19/2019	830	08022019	288864	403.67	08/02/2019	INV	PD	Air Conditioning Repair a
6087	22001513	07/29/2019	6601	110719	290904	188.38	11/08/2019	INV	PD	A/C Repair for Water Park
6386	22002161	07/31/2019	6905	11142019	291033	320.25	11/15/2019	INV	PD	HVAC Service Station 7
6340	22001646	08/05/2019	6858	11142019	291033	349.31	11/15/2019	INV	PD	Service call for Carter's
2451	22002006	08/07/2019	2563	09042019	289468	457.49	09/06/2019	INV	PD	HVAC Service Call at Civi
6950	22002053	08/09/2019	7481	11222019	291262	134.56	11/22/2019	INV	PD	HVAC Repair for CaveKarst
2372	22002029	08/13/2019	2480	09042019	289468	387.52	09/06/2019	INV	PD	HVAC Service Call at Nort
1834	22002154	08/13/2019	1922	08232019	289228	134.56	08/23/2019	INV	PD	Air Conditioner is out @
9517	22002932	08/22/2019	10955	01212020	292113	416.84	01/17/2020	INV	PD	Service Call at St. 3
5253	22002931	08/27/2019	5738	10212019	290511	134.56	10/18/2019	INV	PD	Service Call St. 7
4247	22003351	08/30/2019	4407	10102019	290231	134.56	10/11/2019	INV	PD	Service Call CFD Admin
4222	22002439	09/04/2019	4382	10102019	290231	134.56	10/11/2019	INV	PD	HVAC Service Call at Cave
3482	22001959	09/10/2019	3611	09242019	289871	575.37	09/20/2019	INV	PD	A/C Repair for Adult Resp
5456	22001814	10/09/2019	5948	10252019	290679	269.11	10/25/2019	INV	PD	A/C Repair for San Jose S
6893	22002029	10/16/2019	7422	11222019	291262	427.35	11/22/2019	INV	PD	HVAC Service Call at Nort
7415	22003279	11/18/2019	7965	12062019	291475	2,368.20	12/06/2019	INV	PD	Work Order-Labor to Insta
7227	22003714	11/25/2019	7768	12032019	291401	400.98	12/06/2019	INV	PD	HVAC Service Call for Cav
8181	22004493	11/26/2019	9592	12202019	291677	134.56	12/20/2019	INV	PD	EST DIAGNOSE AND REPAIR H
9633	22004908	12/17/2019	11076	01242020	292201	319.11	01/24/2020	INV	PD	HVAC Service Call for PRV

DOCUMENT	P.O.	INV DATE	VOUCHER	CHECK RUN	CHECK #	INVOICE NET	DUE DATE	TYPE	STS	INVOICE DESCRIPTION
						8,148.43				
6538 EUGENE WELDERS SUPPLY CO										
11650	22002156	12/20/2019	13157	032020	293109	2,304.29	03/06/2020	INV	PD	Wildland pants
6539 AERZEN USA CORP										
12809	22004285	02/27/2020	14344	032720	293562	7,365.70	03/27/2020	INV	PD	New Motor and Installatio
6574 MARGIE RUIZ										
525		07/17/2019	556	072619LO	288753	50.00	07/26/2019	INV	PD	Margie Ruiz Baby Shower 6
6595 CME AMERICA LLC										
9514	22004845	12/11/2019	10952	01212020	292119	9,991.10	01/17/2020	INV	PD	Syringe Pumps
6620 SAFETY KLEEN CORP.										
687	22001051	07/11/2019	719	08022019	288895	205.52	08/02/2019	INV	PD	Annual PO for Transit - S
6722	22001173	07/15/2019	7245	11222019	291210	715.59	11/22/2019	INV	PD	ANNUAL EST SERV PARTS & S
3863	22001051	09/09/2019	4000	10012019	290096	205.00	10/04/2019	INV	PD	Annual PO for Transit - S
7574	22001173	10/03/2019	8127	12112019	291538	726.11	12/13/2019	INV	PD	ANNUAL EST SERV PARTS & S
9593	22001173	12/30/2019	11033	01212020	292168	726.11	01/24/2020	INV	PD	ANNUAL EST SERV PARTS & S
10361	22001051	12/30/2019	11834	020420	292538	205.52	02/07/2020	INV	PD	Annual PO for Transit - S
						2,783.85				
6642 SAN BAR CONSTRUCTION CORP										
4421	22003608	06/14/2019	4587	10112019	290366	1,636.00	10/11/2019	INV	PD	SUPPLIES FOR SIGNS IN THE
4396	22001744	07/30/2019	4562	10102019	290270	674.00	10/11/2019	INV	PD	SUPPLIES FOR SIGNS IN THE
4395	22001498	07/30/2019	4561	10102019	290270	9,749.67	10/11/2019	INV	PD	SUPPLIES FOR SIGNS IN THE
3865	22002641	09/18/2019	4002	10012019	290097	1,245.00	10/04/2019	INV	PD	Post Material = mount Fix
4064	22002881	09/23/2019	4205	10042019	290200	840.00	10/04/2019	INV	PD	SUPPLIES FOR STREET DEPAR
4696	22003280	10/07/2019	4869	10152019	290402	1,160.00	10/18/2019	INV	PD	SUPPLIES FOR SIGNS IN THE
5302	22003251	10/07/2019	5788	10212019	290566	2,133.00	10/18/2019	INV	PD	SUPPLIES FOR THE SIGNS DE
5768	22003281	10/17/2019	6264	10312019	290840	10,121.44	10/31/2019	INV	PD	rubber stops for beach pa
						27,559.11				
6699 SCOTTS LANDSCAPING INC										
5549	22003214	10/04/2019	6042	10242019	290646	1,749.31	10/25/2019	INV	PD	Need to replace landscapi
6710 SCUBA CONNECTION										
10661	22005061	01/20/2020	12146	021420	292754	300.00	02/14/2020	INV	PD	Duffel Bags for life vest
11755	22004650	02/26/2020	13264	032020	293119	900.00	03/06/2020	INV	PD	DIVE TRAINING/ CERTIFICAT
						1,200.00				
6739 SHARNET CORP.										
1120	22020011	06/30/2019	1181	08122019	289048	4,114.97	08/09/2019	INV	PD	Troubleshoot Computer Iss
1150	22000906	08/05/2019	1212	08122019	289048	1,965.36	08/09/2019	INV	PD	Troubleshoot Computer Pro
2415	22000906	08/25/2019	2526	09042019	289497	1,105.51	09/06/2019	INV	PD	Troubleshoot Computer Pro

DOCUMENT	P.O.	INV DATE	VOUCHER	CHECK RUN	CHECK #	INVOICE NET	DUE DATE	TYPE	STS	INVOICE DESCRIPTION
4009	22020044	09/28/2019	4149	10042019	290201	2,671.66	10/04/2019	INV	PD	Financial System Programm
5497	22000906	10/19/2019	5989	10232019	290633	675.59	10/25/2019	INV	PD	Troubleshoot Computer Pro
6750	22020044	11/11/2019	7276	11222019	291212	552.76	11/22/2019	INV	PD	Financial System Programm
9085	22020011	01/05/2020	10505	01102020	292017	1,166.93	01/10/2020	INV	PD	Troubleshoot Computer Iss
11110	22000906	02/14/2020	12603	022120	292887	798.43	02/21/2020	INV	PD	Troubleshoot Computer Pro
11203	22005022	02/14/2020	12698	022120	292887	2,825.20	02/21/2020	INV	PD	Tolemi Building Blocks pr
12582	22005022	03/10/2020	14109	032020	293481	737.01	03/20/2020	INV	PD	Tolemi Building Blocks pr
						16,613.42				
6741 SHARP ELECTRONICS CORP										
3546	22000918	09/05/2019	3675	09242019	289914	519.48	09/27/2019	INV	PD	FY20 Copier Usage at the
3567	22000918	09/05/2019	3696	09242019	289914	129.87	09/27/2019	INV	PD	FY20 Copier Usage at the
6005	22000918	10/06/2019	6516	110419	290884	129.87	11/08/2019	INV	PD	FY20 Copier Usage at the
6635	22000918	11/05/2019	7155	11152019	291141	129.87	11/15/2019	INV	PD	FY20 Copier Usage at the
7785	22000918	12/06/2019	8341	12172019	291652	129.87	12/20/2019	INV	PD	FY20 Copier Usage at the
9329	22000918	01/07/2020	10763	01142020	292071	129.87	01/17/2020	INV	PD	FY20 Copier Usage at the
10652	22000918	02/05/2020	12136	021420	292755	129.87	02/14/2020	INV	PD	FY20 Copier Usage at the
12475	22000918	03/06/2020	14001	032020	293482	129.87	03/20/2020	INV	PD	FY20 Copier Usage at the
						1,428.57				
6742 SHARP ELECTRONICS CORP										
2861	22000705	12/07/2018	2978	09122019	289644	4,887.89	09/13/2019	INV	PD	Annual Requisition for Sh
2862	22000705	03/07/2019	2979	09122019	289644	4,887.89	09/13/2019	INV	PD	Annual Requisition for Sh
374	22000705	07/07/2019	397	072419jd	288679	4,887.89	07/26/2019	INV	PD	Annual Requisition for Sh
2005	22000705	08/07/2019	2099	08302019	289401	4,887.89	08/30/2019	INV	PD	Annual Requisition for Sh
3068	22000705	09/06/2019	3189	09202019	289818	4,887.89	09/20/2019	INV	PD	Annual Requisition for Sh
4344	22000705	10/07/2019	4509	10102019	290271	4,887.89	10/11/2019	INV	PD	Annual Requisition for Sh
6475	22000705	11/06/2019	6995	11142019	291113	4,887.89	11/15/2019	INV	PD	Annual Requisition for Sh
7762	22000705	12/07/2019	8318	12172019	291653	4,887.89	12/20/2019	INV	PD	Annual Requisition for Sh
9426	22000705	01/07/2020	10860	01212020	292170	4,887.89	01/24/2020	INV	PD	Annual Requisition for Sh
10779	22000705	02/05/2020	12266	021420	292756	4,887.89	02/14/2020	INV	PD	Annual Requisition for Sh
12457	22000705	03/07/2020	13982	032020	293483	4,887.89	03/20/2020	INV	PD	Annual Requisition for Sh
						53,766.79				
6760 SHERWIN-WILLIAMS										
12006	22006376	02/26/2020	13521	031020	293238	247.94	03/13/2020	INV	PD	painting supplies
12685	22006893	03/19/2020	14216	032420	293548	577.31	03/27/2020	INV	PD	Painting materials for th
12646	22006893	03/20/2020	14175	032420	293548	498.93	03/27/2020	INV	PD	Painting materials for th
12911	22006951	03/23/2020	14447	032720	293633	49.72	03/27/2020	INV	PD	paint for bathroom
12782	22006989	03/24/2020	14316	032720	293633	1,398.92	03/27/2020	INV	PD	Paint for the pontoon wal
5977	22003243	09/26/2019	6486	110419	290885	282.64	11/08/2019	INV	PD	paint supplies/ thinner
3998	22003319	09/27/2019	4138	10042019	290202	99.96	10/04/2019	INV	PD	stripper for building
5368	22003194	09/30/2019	5856	10222019	290602	165.08	10/25/2019	INV	PD	SUPPLIES TO PAINT POOL RO
5978	22003243	10/01/2019	6487	110419	290885	-157.34	11/08/2019	CRM	PD	paint supplies/ thinner
7197	22003727	10/16/2019	7738	11262019	291378	1,080.60	11/29/2019	INV	PD	PAINT FOR CONTAINERS
5294	22003727	10/16/2019	5780	10212019	290567	387.74	10/18/2019	INV	PD	PAINT FOR CONTAINERS
7198	22003727	10/16/2019	7739	11262019	291378	-1,080.60	11/29/2019	CRM	PD	PAINT FOR CONTAINERS
5850	22003898	10/24/2019	6348	10312019	290843	775.47	10/31/2019	INV	PD	0,Chemicals and Supplies
7303	22004114	11/01/2019	7848	12032019	291444	134.41	12/06/2019	INV	PD	painting supplies
7179	22003319	11/01/2019	7720	11262019	291378	11.81	11/29/2019	INV	PD	stripper for building
7180	22003319	11/01/2019	7721	11262019	291378	-11.81	11/29/2019	CRM	PD	stripper for building
7199	22003319	11/01/2019	7740	11262019	291378	17.19	11/29/2019	INV	PD	stripper for building

DOCUMENT	P.O.	INV DATE	VOUCHER	CHECK RUN	CHECK #	INVOICE NET	DUE DATE	TYPE	STS	INVOICE DESCRIPTION
6159	22004150	11/05/2019	6673	110719	290952	139.62	11/08/2019	INV	PD	Field paint for the sport
6708	22004396	11/18/2019	7231	11222019	291214	352.16	11/22/2019	INV	PD	Yellow paint used to stri
7195	22004471	11/21/2019	7736	11262019	291378	445.46	11/29/2019	INV	PD	Paint supplies for rails
7185	22004468	11/21/2019	7726	11262019	291378	254.27	11/29/2019	INV	PD	Building and Maintenance
7233	22004583	11/27/2019	7774	12032019	291444	69.76	12/06/2019	INV	PD	paint
7544	22004632	12/05/2019	8095	12112019	291539	41.08	12/13/2019	INV	PD	SUPPLIES FOR CEMETERY FOR
9903	22005469	01/16/2020	11356	012820	292365	122.25	01/31/2020	INV	PD	PAINT SUPPLIES - LAPIDARY
3693	22001233	07/17/2019	3825	09302019	290064	322.58	09/27/2019	INV	PD	SUPPLIES FOR LAPIDARY REM
983	22001233	07/17/2019	1038	08082019	288973	66.75	08/09/2019	INV	PD	SUPPLIES FOR LAPIDARY REM
9709	22005565	01/21/2020	11154	01242020	292266	80.09	01/24/2020	INV	PD	Paint for PRV Gazebo
644	22001309	07/18/2019	677	073119	288841	146.67	07/31/2019	INV	PD	Epoxy paint to coat valve
9882	22005640	01/24/2020	11334	012820	292365	833.93	01/31/2020	INV	PD	Supplies for Community Se
9879	22005639	01/24/2020	11331	012820	292365	141.68	01/31/2020	INV	PD	Supplies for Community Se
10717	22005813	02/06/2020	12203	021420	292757	145.24	02/14/2020	INV	PD	DTM PAINT FOR UNIT 9404
1152	22001840	08/01/2019	1215	08122019	289049	227.43	08/09/2019	INV	PD	Paint for Admin Building.
11331	22006263	02/20/2020	12830	022520	292946	208.45	02/28/2020	INV	PD	Supplies for Community Se
1778	22002119	08/12/2019	1862	08232019	289290	155.92	08/23/2019	INV	PD	paint for entry walls
12010	22006281	02/21/2020	13525	031020	293238	117.40	03/13/2020	INV	PD	Paint for Lines in Parkin
11417	22006281	02/21/2020	12918	022820	293051	117.40	02/28/2020	INV	PD	Paint for Lines in Parkin
12011	22006281	02/21/2020	13526	031020	293238	-117.40	03/13/2020	CRM	PD	Paint for Lines in Parkin
11300	22006297	02/21/2020	12798	022520	292946	196.67	02/28/2020	INV	PD	Supplies for Community Se
11549	22006373	02/27/2020	13054	022820	293051	109.82	02/28/2020	INV	PD	Materials for painting
11739	22006482	03/02/2020	13247	032020	293120	441.58	03/06/2020	INV	PD	SUPPLIES FOR PAINTING THE
3936	22002434	08/22/2019	4074	10012019	290098	1,368.60	10/04/2019	INV	PD	paint for bottom floor
2304	22001631	08/23/2019	2412	08302019	289402	1,620.94	08/30/2019	INV	PD	SUPPLIES FOR THE SIGNS DE
11952	22006528	03/03/2020	13465	031020	293238	290.00	03/13/2020	INV	PD	Marking paint for athleti
12584	22006695	03/12/2020	14111	032020	293484	45.87	03/20/2020	INV	PD	Painting tape
12705	22006683	03/12/2020	14237	032420	293548	498.93	03/27/2020	INV	PD	Paint for Walking Bridge
12466	22006773	03/13/2020	13991	032020	293484	110.18	03/20/2020	INV	PD	Supplies for Coronavirus
						13,031.30				
6768 SHORT'S WRECKER SERVICE										
3638	22001334	08/08/2019	3767	09252019	289954	721.99	09/27/2019	INV	PD	After Hour Towing Service
6717	22004379	10/16/2019	7240	11222019	291216	133.43	11/22/2019	INV	PD	Towing Service for CPD Af
763	22000501	06/25/2019	805	08022019	288896	127.55	08/02/2019	INV	PD	After Hours Towing FY 7/1
761	22000501	06/28/2019	803	08022019	288896	131.73	08/02/2019	INV	PD	After Hours Towing FY 7/1
1952	22001334	07/12/2019	2044	082319	289461	139.09	08/23/2019	INV	PD	After Hour Towing Service
1512	22001334	08/08/2019	1587	08162019	289190	50.70	08/16/2019	INV	PD	After Hour Towing Service
1516	22001334	08/08/2019	1591	08162019	289190	48.44	08/16/2019	INV	PD	After Hour Towing Service
1506	22001334	08/10/2019	1581	08162019	289190	139.01	08/16/2019	INV	PD	After Hour Towing Service
4126	22001334	09/20/2019	4267	10042019	290203	129.43	10/02/2019	INV	PD	After Hour Towing Service
9243	22004379	12/27/2019	10671	01142020	292072	127.75	01/17/2020	INV	PD	Towing Service for CPD Af
						1,749.12				
6794 SHORTHORN LITTLE LEAGE										
554	22020341	06/24/2019	586	073119	288842	2,880.00	07/31/2019	INV	PD	185082-LEAGUE SERVICES FO
1379	22020341	08/06/2019	1448	08162019	289191	600.00	08/16/2019	INV	PD	185082-LEAGUE SERVICES FO
1468	22000963	08/06/2019	1541	08162019	289191	1,140.00	08/16/2019	INV	PD	Little League Services fo
1470	22000963	08/06/2019	1543	08162019	289191	1,680.00	08/16/2019	INV	PD	Little League Services fo
						6,300.00				
6800 SIRCHIE										

DOCUMENT	P.O.	INV DATE	VOUCHER	CHECK RUN	CHECK #	INVOICE NET	DUE DATE	TYPE	STS	INVOICE DESCRIPTION
3314	22002248	09/09/2019	3442	09202019	289820	563.37	09/20/2019	INV	PD	Supplies for Evidence
3592	22002845	09/16/2019	3721	09252019	289956	1,278.23	09/27/2019	INV	PD	Evidence Supplies
5657	22002845	10/15/2019	6153	1028201	290745	128.66	10/31/2019	INV	PD	Evidence Supplies
6190	22002845	10/28/2019	6705	11142019	291077	665.13	11/08/2019	INV	PD	Evidence Supplies
						2,635.39				
6820 SKEEN FURNITURE CORP.										
1226	22001679	07/25/2019	1289	08122019	289050	539.99	08/09/2019	INV	PD	Bookcase for EMS office
6822 SKILLPATH SEMINARS INC.										
297	22020182	07/16/2019	318	072319jd	288644	156.64	07/26/2019	INV	PD	191497-EXCEL WORKSHOP 5/3
6720	22004120	11/01/2019	7243	11222019	291218	387.91	11/22/2019	INV	PD	Two-Day Excel Workshop fo
12648	22006861	03/18/2020	14177	032420	293549	149.00	03/27/2020	INV	PD	Webcast on COVID-19
						693.55				
6833 SIERRA IRRIGATION SUPPLY										
6070	22002593	09/06/2019	6581	110719	290953	2,365.62	11/08/2019	INV	PD	solenoids and sprinklers
6856 B & H FOTO & ELECTRONICS										
5627	22000751	07/23/2019	6123	10252019	290660	709.97	10/25/2019	INV	PD	Mics, mic stands, and cab
1656	22001847	08/01/2019	1735	08162019	289103	419.99	08/16/2019	INV	PD	lighting for events
1737	22000751	08/02/2019	1818	08162019	289103	219.90	08/16/2019	INV	PD	Mics, mic stands, and cab
11167	22005588	01/22/2020	12661	022120	292812	213.97	02/21/2020	INV	PD	guitars for public to use
11168	22005588	01/22/2020	12662	022120	292812	26.98	02/21/2020	INV	PD	guitars for public to use
11580	22005588	02/16/2020	13085	022820	292966	149.99	02/28/2020	INV	PD	guitars for public to use
						1,740.80				
6867 LAKESIDE MEATS INC.										
3626	22001218	07/17/2019	3755	09252019	289930	443.50	09/27/2019	INV	PD	Supplies for activities a
9955	22003399	01/27/2020	11413	012820	292325	206.17	01/31/2020	INV	PD	Supplies for Activities a
						649.67				
6873 SMITH ENGINEERING INC.										
775	22020388	06/30/2019	817	08022019	288897	916.80	08/02/2019	INV	PD	TESTING FOR SUNNYVIEW LIF
303	22020065	06/30/2019	325	072319jd	288645	6,257.50	07/26/2019	INV	PD	INITIAL MATERIALS TESTING
900	22000663	06/30/2019	952	08022019	28445	3,019.33	08/02/2019	INV	PD	SURVEY, PRELIMINARY DESIG
3486	22020357	06/30/2019	3615	09242019	28454	3,450.67	09/27/2019	INV	PD	Engineering Services on t
1474	22020065	07/29/2019	1547	08162019	289192	24,532.18	08/16/2019	INV	PD	INITIAL MATERIALS TESTING
3504	22020357	07/30/2019	3634	09232019	28453	5,176.00	09/20/2019	INV	PD	Engineering Services on t
6356	22020065	08/26/2019	6874	11142019	291078	17,584.34	11/15/2019	INV	PD	INITIAL MATERIALS TESTING
3583	22020357	08/28/2019	3712	09242019	28454	4,313.33	09/27/2019	INV	PD	Engineering Services on t
3657	22000663	08/28/2019	3786	09252019	28455	3,019.33	09/27/2019	INV	PD	SURVEY, PRELIMINARY DESIG
5216	22002934	09/30/2019	5700	10182019	290486	3,436.54	10/18/2019	INV	PD	Testing services for Farm
5155	22002544	09/30/2019	5637	10172019	28463	2,695.83	10/18/2019	INV	PD	Bid and Construction Phas
4304	22020357	09/30/2019	4467	10112019	28462	4,313.33	10/11/2019	INV	PD	Engineering Services on t
5158	22002345	09/30/2019	5640	10172019	28463	35,045.82	10/18/2019	INV	PD	Radio Blvd. Engineering S
5159	22002244	09/30/2019	5641	10172019	28463	35,045.82	10/18/2019	INV	PD	Engineering Kirtcher St.
4255	22020065	09/30/2019	4415	10102019	290273	11,858.16	10/11/2019	INV	PD	INITIAL MATERIALS TESTING
6633	22002934	10/28/2019	7153	11152019	291142	1,821.20	11/15/2019	INV	PD	Testing services for Farm

DOCUMENT	P.O.	INV DATE	VOUCHER	CHECK RUN	CHECK #	INVOICE NET	DUE DATE	TYPE	STS	INVOICE DESCRIPTION
9580	22020065	10/28/2019	11018	01212020	292171	5,311.60	01/24/2020	INV	PD	INITIAL MATERIALS TESTING
7213	22002544	10/30/2019	7754	11262019	28476	1,347.92	11/29/2019	INV	PD	Bid and Construction Phas
7212	22020357	10/30/2019	7753	11262019	28476	12,940.00	11/29/2019	INV	PD	Engineering Services on t
6665	22002345	10/30/2019	7185	111519	28471	18,870.83	11/15/2019	INV	PD	Radio Blvd. Engineering S
6873	22002244	10/30/2019	7402	11222019	28473	18,870.83	11/22/2019	INV	PD	Engineering Kirtcher St.
6663	22002346	10/30/2019	7183	111519	28471	47,985.82	11/15/2019	INV	PD	Callaway Dr. (US-285 to Q
6727	22003688	10/30/2019	7251	11222019	291219	647.00	11/22/2019	INV	PD	Engineering review servic
8183	22020065	11/30/2019	9596	12202019	291747	485.25	12/20/2019	INV	PD	INITIAL MATERIALS TESTING
7696	22004265	11/30/2019	8251	12132019	291630	545.74	12/13/2019	INV	PD	Materials Testing for Fir
8103	22002346	11/30/2019	9509	12202019	28478	13,209.58	12/20/2019	INV	PD	Callaway Dr. (US-285 to Q
8100	22002244	11/30/2019	9507	12202019	28478	28,306.24	12/20/2019	INV	PD	Engineering Kirtcher St.
8099	22002345	11/30/2019	9506	12202019	28478	9,435.41	12/20/2019	INV	PD	Radio Blvd. Engineering S
8102	22020357	11/30/2019	9508	12202019	28478	4,313.33	12/20/2019	INV	PD	Engineering Services on t
10860	22003772	11/30/2019	12349	021420	292758	647.00	02/14/2020	INV	PD	Engineering Review for Co
10862	22004265	12/30/2019	12350	021420	292758	4,002.41	02/14/2020	INV	PD	Materials Testing for Fir
9317	22002544	12/31/2019	10749	011420	28485	2,695.83	01/17/2020	INV	PD	Bid and Construction Phas
9319	22002244	12/31/2019	10751	011420	28485	37,741.66	01/17/2020	INV	PD	Engineering Kirtcher St.
9321	22002346	12/31/2019	10753	011420	28485	26,419.16	01/17/2020	INV	PD	Callaway Dr. (US-285 to Q
10780	22004265	01/27/2020	12267	021420	292758	2,130.25	02/14/2020	INV	PD	Materials Testing for Fir
11330	22003773	01/28/2020	12829	022520	292947	647.00	02/28/2020	INV	PD	Engineering Review for St
10425	22002244	01/28/2020	11901	02042020	28492	18,870.83	02/07/2020	INV	PD	Engineering Kirtcher St.
10424	22002346	01/28/2020	11900	02042020	28492	13,209.58	02/07/2020	INV	PD	Callaway Dr. (US-285 to Q
10422	22002345	01/28/2020	11898	02042020	28492	9,435.41	02/07/2020	INV	PD	Radio Blvd. Engineering S
10423	22020357	01/28/2020	11899	02042020	28492	4,313.33	02/07/2020	INV	PD	Engineering Services on t
11360	22020065	02/24/2020	12859	022820	293052	481.89	02/28/2020	INV	PD	INITIAL MATERIALS TESTING
						445,350.08				
6884 SNMCAC CORPORATION										
6771	22020029	06/30/2019	7297	11222019	291220	2,500.00	11/22/2019	INV	PD	Senior Citizen Meal Servi
6483	22000941	11/12/2019	7003	11142019	291115	2,500.00	11/15/2019	INV	PD	Annual PO Senior Citizen
						5,000.00				
6901 SNAP-ON INCORPORATED										
9591	22004480	01/09/2020	11031	01212020	292172	14,995.00	01/24/2020	INV	PD	Diagnostic machine
6906 LIGHTHOUSE UNIFORM CO.										
11373	22005124	02/19/2020	12872	022820	293014	1,206.25	02/28/2020	INV	PD	Dress uniforms for EMS Ch
6919 BRADY INDUSTRIES OF NM										
3017	22020133	07/24/2019	3136	09202019	289708	37.15	09/20/2019	INV	PD	JANITORIAL SUPPLIES TO LA
1647	22001664	07/31/2019	1725	08162019	289108	205.41	08/16/2019	INV	PD	Janitorial Supplies
1884	22001664	08/07/2019	1974	08232019	289219	345.15	08/23/2019	INV	PD	Janitorial Supplies
1883	22001664	08/07/2019	1973	08232019	289219	190.22	08/23/2019	INV	PD	Janitorial Supplies
1503	22001308	08/07/2019	1578	08162019	289108	156.72	08/16/2019	INV	PD	Restock warehouse/gloves
1880	22002237	08/15/2019	1970	08232019	289219	185.00	08/23/2019	INV	PD	Laundry Detergent for Ext
2962	22002249	08/21/2019	3081	09202019	289708	360.93	09/20/2019	INV	PD	Janitorial Supplies
2960	22002249	08/21/2019	3078	09202019	289708	158.84	09/20/2019	INV	PD	Janitorial Supplies
3086	22002249	09/04/2019	3208	09202019	289708	303.03	09/20/2019	INV	PD	Janitorial Supplies
5258	22002788	09/18/2019	5743	10212019	290507	260.03	10/18/2019	INV	PD	Stock Department Cabinet
4906	22002788	10/02/2019	5383	10172019	290441	167.78	10/18/2019	INV	PD	Stock Department Cabinet
6129	22003799	10/30/2019	6643	110719	290900	719.12	11/08/2019	INV	PD	Janitorial Supplies

DOCUMENT	P.O.	INV DATE	VOUCHER	CHECK RUN	CHECK #	INVOICE NET	DUE DATE	TYPE	STS	INVOICE DESCRIPTION
6938	22003822	11/13/2019	7469	11222019	291255	65.80	11/22/2019	INV	PD	Restock Warehouse
9409	22004543	12/11/2019	10843	01212020	292107	93.16	01/17/2020	INV	PD	Restock Multi-Fold Towels
8444	22005000	12/23/2019	9860	01072020	291862	885.50	01/03/2020	INV	PD	Janitorial Supplies
8443	22005056	12/23/2019	9859	01072020	291862	22.78	01/03/2020	INV	PD	Urinal Cakes
10121	22005000	12/30/2019	11588	01312020	292390	555.76	01/31/2020	INV	PD	Janitorial Supplies
10122	22005000	01/22/2020	11589	01312020	292390	114.48	01/31/2020	INV	PD	Janitorial Supplies
10324	22004558	01/22/2020	11796	020420	292470	131.60	02/07/2020	INV	PD	Gloves For PPE stock Serv
10327	22005332	01/22/2020	11799	020420	292470	130.60	02/07/2020	INV	PD	Restock Warehouse
11434	22005828	02/06/2020	12937	022820	292970	46.58	02/28/2020	INV	PD	Paper Towels
11238	22005864	02/06/2020	12733	022120	292816	232.90	02/21/2020	INV	PD	Restock Janitorial Suppli
12035	22006159	03/04/2020	13552	031020	293176	442.80	03/10/2020	INV	PD	Restock Janitorial Suppli
12034	22006200	03/04/2020	13551	031020	293176	71.83	03/10/2020	INV	PD	Restock Warehouse - Glove
						5,883.17				
6924 PERFECT DESIGNS, LLC										
2223	22001948	08/01/2019	2325	08302019	289381	246.00	08/30/2019	INV	PD	T-Shirts for KCB Voluntee
6730	22002706	10/18/2019	7254	11222019	291199	710.00	11/22/2019	INV	PD	Polo Shirts for SW Dept.
5668	22003552	10/25/2019	6164	1028201	290741	538.23	10/31/2019	INV	PD	LNEA 522 Large Women's
5744	22003791	10/18/2019	6240	10312019	290834	96.88	10/31/2019	INV	PD	Women's blouse Nadine Kad
5745	22003899	10/22/2019	6241	10312019	290834	21.53	10/31/2019	INV	PD	Women's Black Blouse Broo
7861	22004422	11/15/2019	8693	12202019	291737	90.00	12/20/2019	INV	PD	Apparel: Solid Waste Staf
9576	22004752	12/12/2019	11014	01212020	292160	968.00	01/24/2020	INV	PD	Jackets for Finance Dept
9335	22005096	01/09/2020	10769	01142020	292058	48.00	01/17/2020	INV	PD	Mens Jacket
10339	22005547	01/16/2020	11811	020420	292529	252.00	02/07/2020	INV	PD	LSW416 Ladies Marled Coco
11572	22006058	02/26/2020	13077	022820	293041	211.00	02/26/2020	INV	PD	Apparel: Community Develo
12625	22006058	02/06/2020	14155	032020	293467	45.00	03/20/2020	INV	PD	Apparel: Community Develo
12205	22006402	02/26/2020	13724	031320	293328	437.00	03/13/2020	INV	PD	library staff sweaters
9816	22005397	01/20/2020	11267	012820	292356	90.00	01/31/2020	INV	PD	Riverblitz 2020 Banners f
4471	22003283	10/09/2019	4641	10112019	290358	130.00	10/11/2019	INV	PD	HHW/Rx Takeback Day Banne
						3,883.64				
6927 TTCS										
11584	22005446	01/15/2020	13089	022820	293065	385.00	02/28/2020	INV	PD	Registration fee for A. R
10442	22004662	02/01/2020	11919	020720	292632	1,245.00	02/07/2020	INV	PD	Class Reg fee for Ferrale
						1,630.00				
6928 NM EMERGENCY PRODUCTS										
3599	22002535	09/12/2019	3728	09252019	289941	1,657.92	09/27/2019	INV	PD	L Tron Scanner
9236	22004923	12/19/2019	10664	01142020	292050	477.98	01/17/2020	INV	PD	SUPPLIES FOR STREET TO BE
						2,135.90				
6932 WOOD ENVIRONMENTAL &										
4671	22020390	06/07/2019	4842	10152019	290414	6,729.99	10/18/2019	INV	PD	OIL & GAS APPLICATION TO
4727	22020390	07/10/2019	4901	10152019	290414	47.50	10/18/2019	INV	PD	OIL & GAS APPLICATION TO
						6,777.49				
6943 PERMIAN RADIATOR SERVICE										
292	22000614	06/18/2019	311	072319jd	288640	1,674.94	07/26/2019	INV	PD	REPAIR RADIATOR LEAKS
6947 DAVE MORGAN										

DOCUMENT	P.O.	INV DATE	VOUCHER	CHECK RUN	CHECK #	INVOICE NET	DUE DATE	TYPE	STS	INVOICE DESCRIPTION
6146	22003693	11/05/2019	6660	110719	290913	173.58	11/08/2019	INV	PD	Per Diem - NMHRAB Worksho
6953 NM MUNICIPAL ATTORNEYS										
382	22000843	07/01/2019	405	072419jd	288667	60.00	07/26/2019	INV	PD	NM Municipal Attorney's A
6971 SWANK MOTION PICTURES INC										
5439	22003284	10/17/2019	5931	10232019	290637	457.29	10/25/2019	INV	PD	Movie for #CleanYourBlock
6980 SOUTH COUNTRY GREENHOUSE										
5989	22004028	11/01/2019	6500	110419	290888	5,000.00	11/08/2019	INV	PD	trees for sunset cemetery
6990 SOUTHEAST READY MIX, INC.										
53	22000752	06/24/2019	56	07192019	288622	1,023.07	07/19/2019	INV	PD	Mortar sand for the beach
3627	22002302	09/03/2019	3756	09252019	289958	714.08	09/27/2019	INV	PD	Chat and Concrete Barrier
4422	22002302	09/18/2019	4588	10112019	290368	1,120.00	10/11/2019	INV	PD	Chat and Concrete Barrier
5388	22003367	10/03/2019	5876	10222019	290603	9,324.92	10/25/2019	INV	PD	Base Coarse
5663	22003097	10/08/2019	6159	1028201	290746	1,650.00	10/31/2019	INV	PD	curb stops for Salcido fi
5783	22003609	10/11/2019	6279	10312019	290845	96.98	10/31/2019	INV	PD	P.GRAVEL FOR STREET DEPAR
5995	22003553	10/22/2019	6506	110419	290889	671.72	11/08/2019	INV	PD	Mortar sand for stucco at
6707	22004106	11/06/2019	7230	11222019	291221	150.59	11/22/2019	INV	PD	replacement rock for HAP
7350	22004241	11/26/2019	7898	12112019	291541	75.96	12/13/2019	INV	PD	replacement rock for HAP
7891	22004577	12/05/2019	8866	12202019	291748	1,053.47	12/20/2019	INV	PD	decoritive rock for media
9695	22005279	01/09/2020	11140	01242020	292267	369.21	01/24/2020	INV	PD	material to line pipeline
10085	22004577	01/13/2020	11552	01312020	292441	1,834.09	01/31/2020	INV	PD	decoritive rock for media
10066	22005279	01/17/2020	11531	01312020	292441	1,306.52	01/31/2020	INV	PD	material to line pipeline
11393	22005279	01/27/2020	12892	022820	293055	1,926.25	02/28/2020	INV	PD	material to line pipeline
						21,316.86				
7000 SOUTHEASTERN NM ECONOMIC										
402	22000964	07/02/2019	426	072419jd	288680	7,641.00	07/26/2019	INV	PD	SENMEDD Economic Developm
11775	22000574	02/28/2020	13284	03320	1	5,000.00	03/06/2020	INV	PD	CDBG GRANT MANAGEMENT SER
						12,641.00				
7082 SOUTHWESTERN EQUIPMENT CO										
1504	22001133	07/18/2019	1579	08162019	289195	1,147.70	08/16/2019	INV	PD	HYD PARTS NEEDED FOR UNIT
3681	22001133	07/30/2019	3812	09302019	290066	463.16	09/27/2019	INV	PD	HYD PARTS NEEDED FOR UNIT
3578	22001775	07/31/2019	3707	09242019	289918	1,112.00	09/27/2019	INV	PD	REPLACE BROKEN TAILGATE H
3680	22002129	08/19/2019	3811	09302019	290066	1,811.11	09/27/2019	INV	PD	REPLACEMENT ARMS & HARDWA
3580	22002186	08/21/2019	3709	09242019	289918	1,485.00	09/27/2019	INV	PD	REPLACE OLD WORN LIFT STR
3581	22002187	08/21/2019	3710	09242019	289918	1,935.00	09/27/2019	INV	PD	REPLACEMENT UPPER ARMS UN
3579	22002185	08/21/2019	3708	09242019	289918	1,485.00	09/27/2019	INV	PD	LOWER LIFT STRUCTURE TO R
3682	22002321	08/23/2019	3813	09302019	290066	800.00	09/27/2019	INV	PD	REPLACEMENT TAILGATE CYLI
3684	22002320	08/23/2019	3815	09302019	290066	1,225.00	09/27/2019	INV	PD	TOP DOOR CYLINDER REPLACE
4403	22002697	09/11/2019	4569	10102019	290275	12,175.00	10/11/2019	INV	PD	REPLACE COMPACT CYLINDERS
6021	22003928	10/31/2019	6532	110719	290956	1,614.24	11/08/2019	INV	PD	REPLACE LOWER & UPPER STR
7728	22004326	11/18/2019	8283	12132019	291633	477.80	12/13/2019	INV	PD	REPLACE LOCKS, NUTS AND B
7726	22004327	11/18/2019	8281	12132019	291633	800.00	12/13/2019	INV	PD	REPLACE IN/OUT CYLINDER S
9192	22004346	12/09/2019	10618	01142020	292075	2,884.22	01/17/2020	INV	PD	REPLACE LIFT STRUCTURES S

DOCUMENT	P.O.	INV DATE	VOUCHER	CHECK RUN	CHECK #	INVOICE NET	DUE DATE	TYPE	STS	INVOICE DESCRIPTION
8296	22004936	12/18/2019	9711	12312019	291839	1,534.50	12/31/2019	INV	PD	PARTS NEEDED FOR SW TRUCK
9186	22004998	12/23/2019	10611	01142020	292075	1,720.00	01/17/2020	INV	PD	REPLACEMENT CYLINDERS FOR
8834	22004937	12/23/2019	10251	01072020	291958	449.50	01/03/2020	INV	PD	REPLACEMENT SOLENOIDS FOR
12134	22006182	02/24/2020	13651	031320	293339	1,525.00	03/13/2020	INV	PD	REPLACE BROKEN LIFT STRUC
12133	22006384	02/28/2020	13650	031320	293339	1,525.00	03/13/2020	INV	PD	REPLACE CYLINDER SW #1078
12132	22006423	02/28/2020	13649	031320	293339	155.75	03/13/2020	INV	PD	COMPACT CYLINDERS NEEDED
						36,324.98				
7088 SOUTHWEST LP GAS CO										
10533	22002130	01/27/2020	12012	020720	292624	72.36	02/07/2020	INV	PD	EST COST TO REFILL PROPAN
11821	22002130	02/26/2020	13331	030620	293158	44.55	03/06/2020	INV	PD	EST COST TO REFILL PROPAN
1139	22001557	07/23/2019	1201	08122019	289051	31.69	08/09/2019	INV	PD	REFILL PROPANE BOTTLES FO
1988	22002130	08/15/2019	2082	08232019	289292	35.88	08/23/2019	INV	PD	EST COST TO REFILL PROPAN
4262	22002130	09/10/2019	4422	10102019	290274	46.05	10/11/2019	INV	PD	EST COST TO REFILL PROPAN
5754	22002130	10/23/2019	6250	10312019	290846	47.24	10/31/2019	INV	PD	EST COST TO REFILL PROPAN
6739	22002130	11/04/2019	7263	11222019	291222	44.85	11/04/2019	INV	PD	EST COST TO REFILL PROPAN
7709	22002130	12/03/2019	8264	12132019	291632	47.24	12/13/2019	INV	PD	EST COST TO REFILL PROPAN
9097	22005248	01/07/2020	10519	01102020	292018	12.86	01/10/2020	INV	PD	Propane for heating burne
						382.72				
7093 SOUTHWEST PHARMACY										
2269	22000575	06/12/2019	2374	08302019	289404	405.00	08/30/2019	INV	PD	HEP SHOTS FOR EMPLOYEES P
9230	22005092	06/19/2019	10658	01142020	292074	270.00	01/17/2020	INV	PD	HEP SHOTS FOR NEW EMPLOYE
9229	22005092	06/20/2019	10657	01142020	292074	270.00	01/17/2020	INV	PD	HEP SHOTS FOR NEW EMPLOYE
2634	22000593	08/26/2019	2749	09122019	289647	270.00	09/13/2019	INV	PD	HEP SHOT FOR TREADWAY, HE
7767	22001658	12/13/2019	8323	12172019	291654	800.00	12/20/2019	INV	PD	Pharmacy Consulting
2964	22002720	09/06/2019	3083	09202019	289821	3,829.13	09/20/2019	INV	PD	Necessary EMS drugs for F
2266	22000539	06/20/2019	2372	08302019	289404	135.00	08/30/2019	INV	PD	Hep. Shot for B. Dando P.
2966	22002720	09/06/2019	3085	09202019	289821	62.00	09/20/2019	INV	PD	Necessary EMS drugs for F
7898	22000668	06/25/2019	8873	12202019	291749	135.00	12/20/2019	INV	PD	NEW EMPLOYEE IN THE SOLID
2965	22002720	09/06/2019	3084	09202019	289821	715.40	09/20/2019	INV	PD	Necessary EMS drugs for F
2957	22002274	08/15/2019	3076	09202019	289821	570.53	09/20/2019	INV	PD	EMS Supplies
2348	22020213	08/26/2019	2456	08302019	289404	675.00	08/30/2019	INV	PD	COLLECTIONS DEPT. HEP A&B
2982	22002684	09/04/2019	3099	09202019	289821	7,040.10	09/20/2019	INV	PD	Restock EMS Drugs
2986	22002684	09/04/2019	3105	09202019	289821	80.49	09/20/2019	INV	PD	Restock EMS Drugs
5109	22002720	09/25/2019	5587	10172019	290472	80.49	10/18/2019	INV	PD	Necessary EMS drugs for F
5108	22002720	09/25/2019	5586	10172019	290472	344.61	10/18/2019	INV	PD	Necessary EMS drugs for F
6145	22004011	10/24/2019	6659	110719	290955	3,530.00	11/08/2019	INV	PD	Flu Vaccinations for City
6681	22002720	11/07/2019	7203	11222019	291223	293.48	11/22/2019	INV	PD	Necessary EMS drugs for F
6680	22002720	11/07/2019	7202	11222019	291223	309.21	11/22/2019	INV	PD	Necessary EMS drugs for F
6682	22002720	11/07/2019	7204	11222019	291223	80.49	11/22/2019	INV	PD	Necessary EMS drugs for F
6728	22002262	11/14/2019	7252	11222019	291223	675.00	11/22/2019	INV	PD	Hep Shots for R.GRANGE, M
6852	22001050	11/14/2019	7381	11222019	291223	540.00	11/22/2019	INV	PD	Hepatitis A&B combo Shot
6649	22000575	11/14/2019	7169	11152019	291143	270.00	11/15/2019	INV	PD	HEP SHOTS FOR EMPLOYEES P
6704	22001836	11/14/2019	7226	11222019	291223	270.00	11/22/2019	INV	PD	Hep A&B Shots - Kimberly
6650	22003018	11/14/2019	7170	11152019	291143	270.00	11/15/2019	INV	PD	HEP SHOT FOR DAVID ACEVED
7899	22003680	11/15/2019	8874	12202019	291749	270.00	12/20/2019	INV	PD	Hep Shot for Alex Ruiz -
6760	22002524	11/15/2019	7286	11222019	291223	135.00	11/22/2019	INV	PD	HEP SHOTS FOR SAMUEL MART
7771	22002720	12/06/2019	8327	12172019	291654	1,296.76	12/20/2019	INV	PD	Necessary EMS drugs for F
7770	22002720	12/09/2019	8326	12172019	291654	160.98	12/20/2019	INV	PD	Necessary EMS drugs for F
7769	22002720	12/06/2019	8325	12172019	291654	293.48	12/20/2019	INV	PD	Necessary EMS drugs for F
9849	22002720	12/26/2019	11301	012820	292366	344.61	01/31/2020	INV	PD	Necessary EMS drugs for F
9806	22002720	12/26/2019	11257	01242020	292268	344.61	01/24/2020	INV	PD	Necessary EMS drugs for F

DOCUMENT	P.O.	INV DATE	VOUCHER	CHECK RUN	CHECK #	INVOICE NET	DUE DATE	TYPE	STS	INVOICE DESCRIPTION
9927	22002536	01/24/2020	11381	012820	292366	270.00	01/31/2020	INV	PD	HEP SHOTS FOR TRISTAN WAL
9926	22000538	01/24/2020	11380	012820	292366	270.00	01/31/2020	INV	PD	Hep. shot for E. Hernande
9922	22000575	01/24/2020	11376	012820	292366	135.00	01/31/2020	INV	PD	HEP SHOTS FOR EMPLOYEES P
10037	22004785	01/24/2020	11502	01312020	292442	270.00	01/31/2020	INV	PD	Hep A&B Shots - Christina
10737	22002720	01/31/2020	12223	021420	292759	1,692.52	02/14/2020	INV	PD	Necessary EMS drugs for F
11278	22001050	02/14/2020	12774	022520	292948	405.00	02/28/2020	INV	PD	Hepatitis A&B combo Shot
11370	22002720	02/20/2020	12869	022820	293056	63.60	02/28/2020	INV	PD	Necessary EMS drugs for F
11371	22002720	02/20/2020	12870	022820	293056	569.26	02/28/2020	INV	PD	Necessary EMS drugs for F
12469	22002720	02/21/2020	13994	032020	293485	160.98	03/20/2020	INV	PD	Necessary EMS drugs for F
11944	22004679	03/03/2020	13457	031020	293242	135.00	03/13/2020	INV	PD	HEP SHOT FOR DOMINIC PISA
11943	22002262	03/03/2020	13456	031020	293242	135.00	03/13/2020	INV	PD	Hep Shots for R.GRANGE, M
12473	22002720	03/06/2020	13998	032020	293485	190.99	03/20/2020	INV	PD	Necessary EMS drugs for F
12462	22002262	03/12/2020	13987	032020	293485	135.00	03/20/2020	INV	PD	Hep Shots for R.GRANGE, M
12559	22004679	03/17/2020	14086	032020	293485	270.00	03/20/2020	INV	PD	HEP SHOT FOR DOMINIC PISA
						29,468.72				
7101 SW TROPHIES & ENGRAVING										
1526	22001487	07/24/2019	1602	08162019	289199	135.00	08/16/2019	INV	PD	Employee Quarterly Awards
5356	22003577	10/16/2019	5843	10212019	290572	145.32	10/18/2019	INV	PD	3rd Qtr Recognition Plaqu
						280.32				
7105 SOUTHWEST TURFGRASS ASSOC										
5468	22003038	09/16/2019	5960	10232019	290634	525.00	10/25/2019	INV	PD	Registration for the Sout
4012	22003223	09/28/2019	4152	10042019	290206	700.00	10/04/2019	INV	PD	Registrations for SW Turf
4116	22003382	10/02/2019	4257	10042019	290206	175.00	10/04/2019	INV	PD	Registration for SW Turfg
						1,400.00				
7135 TATE BRANCH										
2481	22001867	08/13/2019	2594	09062019	289523	352.35	09/06/2019	INV	PD	unit 1606 leaking fuel
1418	22001703	07/31/2019	1490	08162019	289200	77.50	08/16/2019	INV	PD	reprogram key
1476	22002072	08/12/2019	1549	08162019	289200	1,463.85	08/16/2019	INV	PD	OIL PAN DAMAGED NEEDS TO
7895	22003035	12/06/2019	8870	12202019	291750	82.50	12/20/2019	INV	PD	F-35 DODGE NEEDS KEY FOB(
6766	22003779	11/05/2019	7292	11222019	291228	85.25	11/22/2019	INV	PD	UNIT-1009 NEEDS TO REPROG
9170	22004588	01/03/2020	10593	01142020	292078	166.85	01/17/2020	INV	PD	UNIT-1301 DIAG STEERING P
12622	22005861	03/16/2020	14152	032020	293488	1,255.74	03/20/2020	INV	PD	ELECTRONIC CONTROL MODULE
1375	22001783	06/24/2019	1444	08162019	289200	350.00	08/16/2019	INV	PD	unit=1402 dodge charger w
352	22000617	06/25/2019	375	072619LO	288765	118.44	07/26/2019	INV	PD	Front Brake Pads for Tran
17	22000617	06/25/2019	20	07152019	288558	118.44	07/19/2019	INV	PD	Front Brake Pads for Tran
1543	22001134	07/15/2019	1619	08162019	289200	127.33	08/16/2019	INV	PD	RPL TRANS FILTER, GASKET,
1800	22001476	07/18/2019	1885	08232019	289301	411.60	08/23/2019	INV	PD	a/c not working med-1
1458	22001345	07/19/2019	1531	08162019	289200	607.18	08/16/2019	INV	PD	front suspension loose f/
1460	22001784	07/24/2019	1533	08162019	289200	679.77	08/16/2019	INV	PD	1601 dodge charger A/Cco
1419	22001736	07/30/2019	1492	08162019	289200	165.76	08/16/2019	INV	PD	f-35 dodge lost key fob
2811	22001776	07/31/2019	2927	09122019	289651	784.00	09/13/2019	INV	PD	REPLACE ELCTROHYDRAULIC C
3921	22001234	07/31/2019	4060	10012019	290101	54.32	10/04/2019	INV	PD	PARTS NEEDED TO REPAIR SE
2733	22001910	08/07/2019	2849	09122019	289651	232.33	09/13/2019	INV	PD	F-34 DODGE NEEDS STRUTS
1812	22002091	08/09/2019	1899	08232019	289301	226.10	08/23/2019	INV	PD	UNIT-1511 DODGE RAM T/
2482	22002120	08/10/2019	2595	09062019	289523	322.00	09/06/2019	INV	PD	unit-1506 dodge charger
2219	22002369	08/20/2019	2321	08302019	289408	67.48	08/30/2019	INV	PD	UNIT-1310/DODGE CHARGER
2459	22002436	08/22/2019	2571	09062019	289523	108.50	09/06/2019	INV	PD	UNIT-1606 DODGE CHARGER
2464	22002549	08/26/2019	2576	09062019	289523	113.19	09/06/2019	INV	PD	UNIT 1604 HAS FUEL FUMES
2467	22002437	08/27/2019	2579	09062019	289523	1,038.40	09/06/2019	INV	PD	UNIT-1301/DODGE CHARGER P

DOCUMENT	P.O.	INV DATE	VOUCHER	CHECK RUN	CHECK #	INVOICE NET	DUE DATE	TYPE	STS	INVOICE DESCRIPTION
5941	22002437	10/31/2019	6447	110419	290894	-50.00	11/08/2019	CRM	PD	UNIT-1301/DODGE CHARGER P
3997	22002404	08/27/2019	4137	10042019	290210	168.00	10/04/2019	INV	PD	MED-1 A/C SUCTION HOSE BA
2562	22002566	08/29/2019	2675	09062019	289523	169.05	09/06/2019	INV	PD	UNIT-1303 DODGE HEATER HO
2566	22002614	08/30/2019	2679	09062019	289523	644.00	09/06/2019	INV	PD	UNIT-1303DODGE LOWER CONT
2495	22002652	09/04/2019	2608	09062019	289523	550.76	09/06/2019	INV	PD	unit-1507 dodge need fron
3281	22002956	09/16/2019	3409	09202019	289829	318.85	09/20/2019	INV	PD	MED-1 DODGE NEEDS AIR BOX
6764	22003035	09/18/2019	7290	11222019	291228	194.39	11/22/2019	INV	PD	F-35 DODGE NEEDS KEY FOB(
4121	22003215	09/25/2019	4262	10042019	290210	603.40	10/04/2019	INV	PD	UNIT-1304 NEEDS A/C COMPR
4511	22003362	10/02/2019	4681	10112019	290373	37.80	10/11/2019	INV	PD	UNIT-1304 NEEDS RADIATATO
6765	22003364	10/02/2019	7291	11222019	291228	717.99	11/22/2019	INV	PD	UNIT-1510 NEEDS BRAKES
4266	22003363	10/02/2019	4426	10102019	290277	589.75	10/11/2019	INV	PD	UNIT-1507 NEEDS CONTROL A
4267	22003433	10/03/2019	4427	10102019	290277	313.60	10/11/2019	INV	PD	UNIT-1308 NEEDS RADIATOR
4512	22003463	10/03/2019	4682	10112019	290373	550.76	10/11/2019	INV	PD	UNIT-1505 DODGE(TH) P/D
4735	22003477	10/04/2019	4909	10152019	290408	811.80	10/18/2019	INV	PD	RESTOCK ALL P/D UNITS(TH)
4427	22003501	10/04/2019	4593	10112019	290373	265.70	10/11/2019	INV	PD	REPAIR INSIDE DOOR HANDLE
4708	22003570	10/09/2019	4882	10152019	290408	407.40	10/18/2019	INV	PD	UNIT-1602 NEEDS FANS(TH)P
5389	22003554	10/10/2019	5877	10222019	290605	121.17	10/25/2019	INV	PD	UNIT-1308 NEEDS FUEL PUMP
6763	22003726	10/17/2019	7289	11222019	291228	267.96	11/22/2019	INV	PD	UNIT-1904 NEEDS SHIELD(TH
6002	22003744	10/17/2019	6513	110419	290894	169.40	11/08/2019	INV	PD	UNIT-1308 NEEDS SEAT BELT
5406	22003774	10/17/2019	5894	10222019	290605	144.20	10/25/2019	INV	PD	MED-401 NEEDS HUB CAP(TH)
5661	22003800	10/21/2019	6157	1028201	290748	144.20	10/31/2019	INV	PD	MED-401 NEEDS ANOTHER HUB
6762	22003778	10/21/2019	7288	11222019	291228	241.85	11/22/2019	INV	PD	UNIT-1404 NEEDS SHIELDS(T
5706	22003900	10/24/2019	6202	10312019	290852	259.07	10/31/2019	INV	PD	water pump leaking
5940	22003961	10/28/2019	6446	110419	290894	284.27	11/08/2019	INV	PD	UNIT-1404 NEEDS STRUTS(TH
7167	22003996	10/30/2019	7707	11262019	291381	274.40	11/29/2019	INV	PD	replace key fob P D unit
6195	22004076	11/05/2019	6710	11142019	291080	70.28	11/08/2019	INV	PD	1514 needs new purge valv
6769	22004299	11/12/2019	7295	11222019	291228	954.31	11/22/2019	INV	PD	UNITS-1307&1506 NEEDS PAR
7878	22004424	11/19/2019	8853	12202019	291750	211.54	12/20/2019	INV	PD	UNIT-1802 NEEDS BRAKES(TH
7169	22004419	11/11/2019	7709	11262019	291381	550.76	11/29/2019	INV	PD	UNIT-1305 NEEDS FRONT END
10589	22004351	11/19/2019	12071	021120	292654	981.47	02/14/2020	INV	PD	REPLACEMENT SUSPENSION PA
9185	22004619	12/02/2019	10610	01142020	292078	201.60	01/17/2020	INV	PD	REPLACEMENT TIE ROD FOR U
7363	22004625	12/03/2019	7911	12112019	291544	735.00	12/13/2019	INV	PD	PD 1602 needs center tail
9280	22004799	12/10/2019	10711	01142020	292078	513.59	01/17/2020	INV	PD	UNITS-1501/1804 NEEDS PA
9279	22004796	12/11/2019	10710	01142020	292078	16.31	01/17/2020	INV	PD	PD unit 1602 needs new tr
9673	22005223	12/13/2019	11117	01242020	292270	891.94	01/24/2020	INV	PD	UNIT-1604 NEEDS BRAKES AN
8342	22005008	12/13/2019	9758	12312019	291844	599.34	12/31/2019	INV	PD	PD unit 1606 needs front
12024	22005033	12/18/2019	13539	031020	293245	400.12	03/13/2020	INV	PD	REPLACE RIGHT SIDE FENDER
9080	22005007	12/20/2019	10500	01102020	292019	94.85	01/10/2020	INV	PD	UNIT-1606 NEEDS WHEEL NUT
9081	22005014	12/20/2019	10501	01102020	292019	76.09	01/10/2020	INV	PD	UNIT-1304 NEEDS HOSES(TH)
8319	22005040	12/20/2019	9734	12312019	291844	19.18	12/31/2019	INV	PD	A-C not cooling
8829	22005183	12/31/2019	10246	01072020	291963	5.04	01/03/2020	INV	PD	UNIT-1905 NEEDS PUSH PINS
9078	22005230	01/03/2020	10498	01102020	292019	355.88	01/10/2020	INV	PD	UNIT-1405 NEEDS TIRE SENS
9079	22005207	01/03/2020	10499	01102020	292019	1,763.54	01/10/2020	INV	PD	PD 1508 oil cooler/rack &
9439	22005207	01/13/2020	10873	01212020	292176	-75.00	01/24/2020	CRM	PD	PD 1508 oil cooler/rack &
9289	22005009	01/03/2020	10720	01142020	292078	824.25	01/17/2020	INV	PD	UNIT-812 NEEDS BRAKES(TH)
9077	22005006	01/03/2020	10497	01102020	292019	891.94	01/10/2020	INV	PD	UNIT-1606 NEEDS BRAKES AN
9585	22005417	01/14/2020	11025	01212020	292176	108.78	01/24/2020	INV	PD	UNIT-1513 TRANSMISSION LE
10528	22005829	01/29/2020	12007	020720	292627	1,212.61	02/07/2020	INV	PD	UNIT-1504 NEEDS PARTS(TH)
11141	22005760	01/29/2020	12634	022120	292890	114.24	02/21/2020	INV	PD	MED-407 NEEDS HOSE(TH)FD
10530	22005900	02/05/2020	12010	020720	292627	43.19	02/07/2020	INV	PD	MED-7 NEEDS PARTS(TH)F/D
10529	22005831	01/31/2020	12008	020720	292627	302.40	02/07/2020	INV	PD	401 needs crankcase breat
10847	22005830	02/05/2020	12334	021420	292763	29.19	02/14/2020	INV	PD	1507 needs pillar panel D
10820	22005977	02/05/2020	12307	021420	292763	266.70	02/14/2020	INV	PD	UNITS-1602&1802 NEEDS PAR
10848	22006015	02/10/2020	12335	021420	292763	881.86	02/14/2020	INV	PD	UNIT-1501 NEEDS BRAKES AN
10935	22006097	02/13/2020	12424	021820	292799	142.03	02/21/2020	INV	PD	UNIT-1303 NEEDS HOSE AND

DOCUMENT	P.O.	INV DATE	VOUCHER	CHECK RUN	CHECK #	INVOICE NET	DUE DATE	TYPE	STS	INVOICE DESCRIPTION
12023	22006221	02/19/2020	13538	031020	293245	392.34	03/13/2020	INV	PD	REPLACE PARTS FOR JEEP WA
11908	22006270	02/25/2020	13421	031020	293245	171.15	03/13/2020	INV	PD	UNIT-1507 NEEDS PARTS (TH
11909	22006559	03/04/2020	13422	031020	293245	188.79	03/13/2020	INV	PD	UNIT-1404 NEEDS HOSES(TH)
12219	22006147	03/05/2020	13738	031320	293341	17.15	03/13/2020	INV	PD	UNIT-1502 NEEDS MIRROR(TH
12855	22006599	03/05/2020	14390	032720	293636	137.48	03/27/2020	INV	PD	PARTS NEEDED TO REPAIR JE
12857	22005914	03/06/2020	14392	032720	293636	371.91	03/27/2020	INV	PD	PARTS NEEDED TO REPAIR JE
12221	22006674	03/09/2020	13740	031320	293341	816.90	03/13/2020	INV	PD	Parts for PD unit 1507 DM
12472	22006649	03/11/2020	13997	032020	293488	376.60	03/20/2020	INV	PD	UNIT-1510 NEEDS FUEL PUMP
12839	22006859	03/18/2020	14374	032720	293636	127.89	03/27/2020	INV	PD	UNIT-1601 NEEDS HOSES(TH)
12927	22006858	03/18/2020	14463	032720	293636	97.37	03/27/2020	INV	PD	UNIT-1605 NEEDS DOOR HAND
12838	22006943	03/20/2020	14373	032720	293636	35.00	03/27/2020	INV	PD	UNIT-1305 NEEDS DRAIN PLU
12840	22006942	03/20/2020	14375	032720	293636	385.42	03/27/2020	INV	PD	Parts for PD unit 1304 DM
						33,509.68				
7145 SPARKS OFFICE SUPPLY, INC										
38	22020012	06/27/2019	41	07152019	288557	31.98	07/19/2019	INV	PD	G2 Pens - Finance Directo
13054	22005996	02/24/2020	14598	03312020	293698	177.62	03/31/2020	INV	PD	Copier Lease for Communic
45	22000465	06/05/2019	48	07192019	288623	219.95	07/19/2019	INV	PD	Toner for Copiers
1374	22020012	06/27/2019	1443	08162019	289196	31.98	08/16/2019	INV	PD	G2 Pens - Finance Directo
608	22001235	07/18/2019	640	073119	288843	991.39	07/31/2019	INV	PD	Restock Office Supplies f
1365	22001583	07/30/2019	1433	08122019	289052	164.93	08/09/2019	INV	PD	Supplies for AP & Switchb
1217	22001585	07/29/2019	1280	08122019	289052	1,865.84	08/09/2019	INV	PD	Restock Office Supplies f
1161	22001617	07/25/2019	1223	08122019	289052	62.68	08/09/2019	INV	PD	Executive office supplies
1160	22001747	08/01/2019	1221	08122019	289052	234.97	08/09/2019	INV	PD	Office Supplies
1500	22001976	08/08/2019	1575	08162019	289196	133.71	08/16/2019	INV	PD	Restock Office Supplies f
1801	22002031	08/08/2019	1888	08232019	289293	142.47	08/23/2019	INV	PD	Clip boards, and binders
1796	22002163	08/15/2019	1881	08232019	289293	37.99	08/23/2019	INV	PD	Supplies for finance
2054	22002163	08/19/2019	2151	08302019	289405	23.95	08/30/2019	INV	PD	Supplies for finance
1802	22002031	08/16/2019	1889	08232019	289293	35.50	08/23/2019	INV	PD	Clip boards, and binders
2489	22002325	08/22/2019	2602	09062019	289521	2,422.07	09/06/2019	INV	PD	Office Supplies for CPD P
2095	22002386	08/22/2019	2195	08302019	289405	109.02	08/30/2019	INV	PD	office supplies
2847	22002394	08/29/2019	2964	09122019	289648	2,226.55	09/13/2019	INV	PD	Office Supplies-CPD Perso
2848	22002394	09/03/2019	2965	09122019	289648	236.96	09/13/2019	INV	PD	Office Supplies-CPD Perso
2795	22002683	09/05/2019	2911	09122019	289648	449.94	09/13/2019	INV	PD	Print Cartridges - Cashie
3639	22002734	09/12/2019	3768	09252019	289959	479.35	09/27/2019	INV	PD	Office Supplies for CPD P
3319	22002734	09/16/2019	3447	09202019	289822	24.99	09/20/2019	INV	PD	Office Supplies for CPD P
3336	22002873	09/16/2019	3464	09202019	289822	1,133.88	09/20/2019	INV	PD	Restock Office Supplies f
3305	22002770	09/17/2019	3433	09202019	289822	295.96	09/20/2019	INV	PD	Stampers for Switchboard
3594	22002973	09/18/2019	3723	09252019	289959	299.00	09/27/2019	INV	PD	Office Chair
3606	22002994	09/23/2019	3735	09252019	289959	29.99	09/27/2019	INV	PD	Printer Ribbons
4283	22003425	10/03/2019	4443	10102019	290276	529.45	10/11/2019	INV	PD	Print Cartridges
4497	22003438	10/07/2019	4667	10112019	290370	2,174.67	10/11/2019	INV	PD	Office supplies
5653	22003642	10/21/2019	6149	1028201	290747	169.80	10/31/2019	INV	PD	phone replacement
5703	22003949	10/28/2019	6199	10312019	290847	249.99	10/31/2019	INV	PD	BRTFAX2840 High Speed Las
7248	22003997	11/05/2019	7790	12032019	291446	135.22	12/06/2019	INV	PD	Office Supplies
6474	22004235	11/12/2019	6994	11142019	291116	517.80	11/15/2019	INV	PD	Supplies for finance
6473	22004236	11/12/2019	6993	11142019	291116	199.95	11/15/2019	INV	PD	Supplies for cashiers off
6709	22004277	11/18/2019	7232	11222019	291225	129.98	11/22/2019	INV	PD	Keyboard & Mouse
6710	22004311	11/18/2019	7233	11222019	291225	1,368.50	11/22/2019	INV	PD	Supplies for finance
7262	22004029	11/22/2019	7804	12032019	291446	61.98	12/06/2019	INV	PD	Signage for Payroll & Bil
11399	22004677	12/05/2019	12898	022820	293057	399.00	02/28/2020	INV	PD	Fax/copier machine to rep
7711	22004750	12/10/2019	8266	12132019	291634	175.03	12/13/2019	INV	PD	Office Supples Executive
7712	22004750	12/12/2019	8267	12132019	291634	55.99	12/13/2019	INV	PD	Office Supples Executive
8320	22004930	12/26/2019	9735	12312019	291840	17.99	12/31/2019	INV	PD	Calendar for Charlie

DOCUMENT	P.O.	INV DATE	VOUCHER	CHECK RUN	CHECK #	INVOICE NET	DUE DATE	TYPE	STS	INVOICE DESCRIPTION
9764	22005376	01/13/2020	11216	01242020	292269	1,120.87	01/24/2020	INV	PD	Toner Cartridges for PD S
10596	22005353	01/10/2020	12078	021120	292653	229.30	02/14/2020	INV	PD	Ink for Printer
9717	22005239	01/14/2020	11164	01242020	292269	317.95	01/24/2020	INV	PD	Stampers for Cashiers N24
9427	22005408	01/14/2020	10861	01212020	292174	298.92	01/24/2020	INV	PD	Office supplies
9845	22005606	01/22/2020	11298	012820	292367	105.41	01/31/2020	INV	PD	desk calander
10068	22005609	01/27/2020	11533	01312020	292443	498.77	01/31/2020	INV	PD	Office Supplies Executive
11301	22005589	02/18/2020	12799	022820	293057	2,373.50	02/28/2020	INV	PD	Furniture for Evidence Ro
9956	22005571	01/27/2020	11414	012820	292367	116.97	01/31/2020	INV	PD	Storage Boxes for Finance
10326	22005740	01/30/2020	11798	020420	292541	2,312.16	02/07/2020	INV	PD	Office Supplies
11613	22005772	02/25/2020	13119	022820	293057	1,380.60	02/28/2020	INV	PD	Furniture for Evidence Ro
10402	22005849	02/03/2020	11877	020420	292541	470.83	02/07/2020	INV	PD	Office Supplies
10496	22005832	02/04/2020	11975	020720	292625	2,449.15	02/07/2020	INV	PD	Print Cartridge for Finan
12114	22005915	02/07/2020	13631	031320	293340	684.80	03/13/2020	INV	PD	Desk and Chair for New Po
10649	22005997	02/10/2020	12133	021420	292760	287.94	02/14/2020	INV	PD	Store N Go USB 256 GB VER
11304	22006031	02/13/2020	12802	022820	293057	119.13	02/28/2020	INV	PD	Office Supplies for CPD P
11447	22006148	02/25/2020	12950	022820	293057	1,096.78	02/28/2020	INV	PD	REPAIR/REPLACE SUPERVISOR
11444	22005429	02/18/2020	12947	022820	293057	2,005.86	02/28/2020	INV	PD	REPAIR/REPLACE FRONT RECE
11379	22006258	02/24/2020	12878	022820	293057	607.92	02/28/2020	INV	PD	Pens for Billing Clerk PI
11744	22006339	02/25/2020	13252	032020	293121	341.36	03/06/2020	INV	PD	Office Supplies
11990	22006436	03/05/2020	13505	031020	293243	704.85	03/13/2020	INV	PD	REPAIR/REPLACE SUPERVISOR
12218	22006611	03/09/2020	13737	031320	293340	113.90	03/13/2020	INV	PD	Office Supplies
12452	22006560	03/10/2020	13977	032020	293486	123.41	03/20/2020	INV	PD	Office Supplies
13029	22006750	03/23/2020	14573	03312020	293698	601.57	03/31/2020	INV	PD	Office Supplies for CPD P
13059	22006633	03/26/2020	14603	03312020	293698	627.87	03/31/2020	INV	PD	Office Supplies
13058	22006633	03/30/2020	14602	03312020	293698	14.09	03/31/2020	INV	PD	Office Supplies
221	22020339	06/24/2019	239	072319jd	288646	20.15	07/26/2019	INV	PD	184862-COPIER LEASE AND M
1994	22000919	07/24/2019	2088	08232019	289293	29.35	08/23/2019	INV	PD	Copier Lease for Office a
1372	22000919	07/24/2019	1441	08162019	289196	1.96	08/16/2019	INV	PD	Copier Lease for Office a
2857	22000919	08/22/2019	2974	09122019	289648	39.21	09/13/2019	INV	PD	Copier Lease for Office a
2092	22001724	08/22/2019	2192	08302019	289405	10,387.00	08/30/2019	INV	PD	Whiteboard for City Hall
3303	22002734	09/09/2019	3431	09202019	289822	1,085.00	09/20/2019	INV	PD	Office Supplies for CPD P
5219	22003610	10/16/2019	5703	10182019	290487	81.67	10/18/2019	INV	PD	Materials and Supplies
6379	22001443	10/23/2019	6898	11142019	291079	4,964.76	11/15/2019	INV	PD	Yearly Copier Usage Spark
6166	22000919	10/23/2019	6680	110719	290957	4.96	11/08/2019	INV	PD	Copier Lease for Office a
6164	22004165	11/05/2019	6678	110719	290957	125.00	11/08/2019	INV	PD	Toner for Fax machine for
7348	22001443	11/22/2019	7896	12112019	291542	4,416.79	12/13/2019	INV	PD	Yearly Copier Usage Spark
7362	22000919	11/22/2019	7910	12112019	291542	19.47	12/13/2019	INV	PD	Copier Lease for Office a
10793	22001443	12/20/2019	12280	021420	292760	4,304.63	02/14/2020	INV	PD	Yearly Copier Usage Spark
10073	22000919	01/23/2020	11538	01312020	292443	7.80	01/31/2020	INV	PD	Copier Lease for Office a
10074	22001443	01/23/2020	11540	01312020	292443	4,684.29	01/31/2020	INV	PD	Yearly Copier Usage Spark
10445	22005843	01/23/2020	11922	020720	292625	25.00	02/07/2020	INV	PD	Work Order for MX-C30DR C
11318	22005843	02/04/2020	12816	022820	293057	570.25	02/28/2020	INV	PD	Work Order for MX-C30DR C
12491	22000919	02/24/2020	14017	032020	293486	10.72	03/20/2020	INV	PD	Copier Lease for Office a
12170	22006552	03/10/2020	13689	031320	293340	924.00	03/13/2020	INV	PD	New fax machine for Execu
12463	22001343	03/04/2020	13988	032020	293486	6.50	03/20/2020	INV	PD	COPIER USAGE FOR F-YEAR 2
3216	22000795	08/22/2019	3342	09202019	289822	82.12	09/20/2019	INV	PD	Copier Maintenance/Usage
3207	22001443	08/22/2019	3333	09202019	289822	409.08	09/20/2019	INV	PD	Yearly Copier Usage Spark
3209	22000995	08/22/2019	3335	09202019	289822	269.24	09/20/2019	INV	PD	Annual Copier Usage & Mai
3226	22001451	08/22/2019	3352	09202019	289822	95.81	09/20/2019	INV	PD	EST YRLY COST FOR COPIER
3229	22000853	08/22/2019	3355	09202019	289822	103.76	09/20/2019	INV	PD	EST YR COST COPIER/FAX WW
3222	22000709	08/22/2019	3348	09202019	289822	13.31	09/20/2019	INV	PD	FY20 Copier Usage for Com
3215	22002415	08/22/2019	3341	09202019	289822	82.12	09/20/2019	INV	PD	COPIER USAGE FOR F-YEAR 2
3214	22001344	08/22/2019	3340	09202019	289822	82.12	09/20/2019	INV	PD	annual copier usage FY Ju
3208	22000576	08/22/2019	3334	09202019	289822	61.33	09/20/2019	INV	PD	Annual Purchase Requisiti
3228	22000831	08/22/2019	3354	09202019	289822	103.74	09/20/2019	INV	PD	EST YRLY COST USAGE ON CO

DOCUMENT	P.O.	INV DATE	VOUCHER	CHECK RUN	CHECK #	INVOICE NET	DUE DATE	TYPE	STS	INVOICE DESCRIPTION
3213	22001271	08/22/2019	3339	09202019	289822	82.12	09/20/2019	INV	PD	Copier Lease
3231	22001405	08/22/2019	3357	09202019	289822	94.23	09/20/2019	INV	PD	Annual copier usage for t
3211	22001356	08/22/2019	3337	09202019	289822	128.76	09/20/2019	INV	PD	Copier usage monthly
3218	22001015	08/22/2019	3344	09202019	289822	13.31	09/20/2019	INV	PD	FY20 Copier Usage for Fac
3212	22001368	08/22/2019	3338	09202019	289822	82.12	09/20/2019	INV	PD	ANNUAL COPIER USAGE FY 7/
3234	22001214	08/22/2019	3360	09202019	289822	137.56	09/20/2019	INV	PD	Annual Copier Usage 7/1/1
3219	22000977	08/22/2019	3345	09202019	289822	496.75	09/20/2019	INV	PD	Library Copier Maintenanc
3220	22001188	08/22/2019	3346	09202019	289822	45.58	09/20/2019	INV	PD	2019-20 annual service co
3224	22001156	08/22/2019	3350	09202019	289822	375.50	09/20/2019	INV	PD	FY 19-20 Annual copier us
3217	22001030	08/22/2019	3343	09202019	289822	82.12	09/20/2019	INV	PD	Annual copier usage for t
3210	22001333	08/22/2019	3336	09202019	289822	1,966.53	09/20/2019	INV	PD	Copier Usage Contract Ren
3221	22000896	08/22/2019	3347	09202019	289822	376.56	09/20/2019	INV	PD	Annual Copier Usage July
3223	22001475	08/22/2019	3349	09202019	289822	41.20	09/20/2019	INV	PD	Annual Usage of Sharp Cop
3233	22001343	08/22/2019	3359	09202019	289822	95.81	09/20/2019	INV	PD	COPIER USAGE FOR F-YEAR 2
3225	22001056	08/22/2019	3351	09202019	289822	188.60	09/20/2019	INV	PD	Annual PO Sparks- Transit
3227	22000753	08/22/2019	3353	09202019	289822	103.72	09/20/2019	INV	PD	EST YR COST FOR COPIER/FA
3230	22001381	08/22/2019	3356	09202019	289822	94.23	09/20/2019	INV	PD	Annual Copier Useage for
8448	22000919	01/03/2020	9864	01072020	291959	15.29	01/03/2020	INV	PD	Copier Lease for Office a
12936	22001443	02/24/2020	14472	032720	293635	4,699.41	03/27/2020	INV	PD	Yearly Copier Usage Spark
4917	22000853	07/24/2019	5394	10172019	290473	191.12	10/18/2019	INV	PD	EST YR COST COPIER/FAX WW
4905	22000709	07/24/2019	5382	10172019	290473	11.96	10/18/2019	INV	PD	FY20 Copier Usage for Com
4888	22002415	07/24/2019	5365	10172019	290473	59.04	10/18/2019	INV	PD	COPIER USAGE FOR F-YEAR 2
4886	22001344	07/24/2019	5364	10172019	290473	59.04	10/18/2019	INV	PD	annual copier usage FY Ju
4916	22000831	07/24/2019	5393	10172019	290473	191.12	10/18/2019	INV	PD	EST YRLY COST USAGE ON CO
4885	22001271	07/24/2019	5362	10172019	290473	59.04	10/18/2019	INV	PD	Copier Lease
4919	22001405	07/24/2019	5397	10172019	290473	26.50	10/18/2019	INV	PD	Annual copier usage for t
4730	22001443	07/24/2019	4927	10172019	290473	116.48	10/18/2019	INV	PD	Yearly Copier Usage Spark
4737	22000995	07/24/2019	4934	10172019	290473	247.68	10/18/2019	INV	PD	Annual Copier Usage & Mai
4881	22001356	07/24/2019	5358	10172019	290473	234.04	10/18/2019	INV	PD	Copier usage monthly
4895	22001015	07/24/2019	5373	10172019	290473	11.96	10/18/2019	INV	PD	FY20 Copier Usage for Fac
4883	22001368	07/24/2019	5360	10172019	290473	59.04	10/18/2019	INV	PD	ANNUAL COPIER USAGE FY 7/
4889	22000795	07/24/2019	5366	10172019	290473	59.04	10/18/2019	INV	PD	Copier Maintenance/Usage
4921	22001214	07/24/2019	5399	10172019	290473	91.38	10/18/2019	INV	PD	Annual Copier Usage 7/1/1
4897	22000977	07/24/2019	5374	10172019	290473	274.18	10/18/2019	INV	PD	Library Copier Maintenanc
4733	22000576	07/24/2019	4931	10172019	290473	84.49	10/18/2019	INV	PD	Annual Purchase Requisiti
4900	22001188	07/24/2019	5377	10172019	290473	70.40	10/18/2019	INV	PD	2019-20 annual service co
5107	22001156	07/24/2019	5585	10172019	290473	291.55	10/02/2019	INV	PD	FY 19-20 Annual copier us
4893	22001030	07/24/2019	5370	10172019	290473	59.04	10/18/2019	INV	PD	Annual copier usage for t
4738	22001333	07/24/2019	4935	10172019	290473	1,402.01	10/18/2019	INV	PD	Copier Usage Contract Ren
4904	22000896	07/24/2019	5381	10172019	290473	457.31	10/18/2019	INV	PD	Annual Copier Usage July
4908	22001475	07/24/2019	5385	10172019	290473	90.64	10/18/2019	INV	PD	Annual Usage of Sharp Cop
4914	22001451	07/24/2019	5391	10172019	290473	68.88	10/18/2019	INV	PD	EST YRLY COST FOR COPIER
4920	22001343	07/24/2019	5398	10172019	290473	68.88	10/18/2019	INV	PD	COPIER USAGE FOR F-YEAR 2
4912	22001056	07/24/2019	5389	10172019	290473	262.38	10/18/2019	INV	PD	Annual PO Sparks- Transit
4918	22001381	07/24/2019	5395	10172019	290473	26.50	10/18/2019	INV	PD	Annual Copier Useage for
4915	22000753	07/24/2019	5392	10172019	290473	191.11	10/18/2019	INV	PD	EST YR COST FOR COPIER/FA
3414	22000853	06/24/2019	3542	092019	289854	86.03	09/20/2019	INV	PD	EST YR COST COPIER/FAX WW
3416	22001405	06/24/2019	3544	092019	289854	48.69	09/20/2019	INV	PD	Annual copier usage for t
3405	22001188	06/24/2019	3533	092019	289854	53.76	09/20/2019	INV	PD	2019-20 annual service co
3412	22000753	06/24/2019	3540	092019	289854	85.99	09/20/2019	INV	PD	EST YR COST FOR COPIER/FA
3400	22002415	06/24/2019	3528	092019	289854	43.38	09/20/2019	INV	PD	COPIER USAGE FOR F-YEAR 2
3407	22000709	06/24/2019	3535	092019	289854	22.74	09/20/2019	INV	PD	FY20 Copier Usage for Com
3399	22001344	06/24/2019	3527	092019	289854	43.38	09/20/2019	INV	PD	annual copier usage FY Ju
3413	22000831	06/24/2019	3541	092019	289854	85.98	09/20/2019	INV	PD	EST YRLY COST USAGE ON CO
3398	22001271	06/24/2019	3526	092019	289854	43.38	09/20/2019	INV	PD	Copier Lease

DOCUMENT	P.O.	INV DATE	VOUCHER	CHECK RUN	CHECK #	INVOICE NET	DUE DATE	TYPE	STS	INVOICE DESCRIPTION
3392	22001443	06/24/2019	3520	092019	289854	517.26	09/20/2019	INV	PD	Yearly Copier Usage Spark
3394	22000995	06/24/2019	3522	092019	289854	446.25	09/20/2019	INV	PD	Annual Copier Usage & Mai
3396	22001356	06/24/2019	3524	092019	289854	144.78	09/20/2019	INV	PD	Copier usage monthly
3403	22001015	06/24/2019	3531	092019	289854	22.74	09/20/2019	INV	PD	FY20 Copier Usage for Fac
3397	22001368	06/24/2019	3525	092019	289854	43.38	09/20/2019	INV	PD	ANNUAL COPIER USAGE FY 7/
3401	22000795	06/24/2019	3529	092019	289854	43.38	09/20/2019	INV	PD	Copier Maintenance/Usage
3418	22001214	06/24/2019	3546	092019	289854	98.46	06/24/2019	INV	PD	Annual Copier Usage 7/1/1
3404	22000977	06/24/2019	3532	092019	289854	693.02	09/20/2019	INV	PD	Library Copier Maintenanc
3393	22000576	06/24/2019	3521	092019	289854	68.53	09/20/2019	INV	PD	Annual Purchase Requisiti
3409	22001156	06/24/2019	3537	092019	289854	270.28	09/20/2019	INV	PD	FY 19-20 Annual copier us
3402	22001030	06/24/2019	3530	092019	289854	43.38	09/20/2019	INV	PD	Annual copier usage for t
3395	22001333	06/24/2019	3523	092019	289854	1,454.16	09/20/2019	INV	PD	Copier Usage Contract Ren
3406	22000896	06/24/2019	3534	092019	289854	434.25	09/20/2019	INV	PD	Annual Copier Usage July
3408	22001475	06/24/2019	3536	092019	289854	79.73	09/20/2019	INV	PD	Annual Usage of Sharp Cop
3411	22001451	06/24/2019	3539	092019	289854	50.61	09/20/2019	INV	PD	EST YRLY COST FOR COPIER
3417	22001343	06/24/2019	3545	092019	289854	50.61	09/20/2019	INV	PD	COPIER USAGE FOR F-YEAR 2
3410	22001056	06/24/2019	3538	092019	289854	183.12	09/20/2019	INV	PD	Annual PO Sparks- Transit
3415	22001381	06/24/2019	3543	092019	289854	48.69	09/20/2019	INV	PD	Annual Copier Useage for
5102	22000853	09/24/2019	5580	10172019	290473	97.89	10/18/2019	INV	PD	EST YR COST COPIER/FAX WW
5095	22000709	09/24/2019	5573	10172019	290473	16.18	10/18/2019	INV	PD	FY20 Copier Usage for Com
5087	22002415	09/24/2019	5566	10172019	290473	77.10	10/18/2019	INV	PD	COPIER USAGE FOR F-YEAR 2
5085	22001344	09/24/2019	5564	10172019	290473	77.10	10/18/2019	INV	PD	annual copier usage FY Ju
5101	22000831	09/24/2019	5579	10172019	290473	97.89	10/18/2019	INV	PD	EST YRLY COST USAGE ON CO
5083	22001271	09/24/2019	5561	10172019	290473	77.10	10/18/2019	INV	PD	Copier service FY 19/20
5104	22001405	09/24/2019	5582	10172019	290473	148.21	10/18/2019	INV	PD	Annual copier usage for t
4922	22001443	09/24/2019	5400	10172019	290473	645.00	10/18/2019	INV	PD	Yearly Copier Usage Spark
4926	22000995	09/24/2019	5404	10172019	290473	349.48	10/18/2019	INV	PD	Annual Copier Usage & Mai
5077	22001356	09/24/2019	5556	10172019	290473	169.79	10/18/2019	INV	PD	Copier usage monthly
5091	22001015	09/24/2019	5569	10172019	290473	16.18	10/18/2019	INV	PD	FY20 Copier Usage for Fac
5080	22001368	09/24/2019	5558	10172019	290473	77.10	10/18/2019	INV	PD	ANNUAL COPIER USAGE FY 7/
5089	22000795	09/24/2019	5567	10172019	290473	77.10	10/18/2019	INV	PD	Copier Maintenance/Usage
5106	22001214	09/24/2019	5584	10172019	290473	126.19	10/18/2019	INV	PD	Annual Copier Usage 7/1/1
5092	22000977	09/24/2019	5570	10172019	290473	361.84	10/18/2019	INV	PD	Library Copier Maintenanc
4924	22000576	09/24/2019	5402	10172019	290473	52.89	10/18/2019	INV	PD	Annual Purchase Requisiti
5093	22001188	09/24/2019	5571	10172019	290473	80.14	10/18/2019	INV	PD	2019-20 annual service co
5097	22001156	09/24/2019	5575	10172019	290473	274.54	10/02/2019	INV	PD	FY 19-20 Annual copier us
5090	22001030	09/24/2019	5568	10172019	290473	77.10	10/18/2019	INV	PD	Annual copier usage for t
5075	22001333	09/24/2019	5554	10172019	290473	1,261.89	10/18/2019	INV	PD	Copier Usage Contract Ren
5094	22000896	09/24/2019	5572	10172019	290473	571.55	10/18/2019	INV	PD	Annual Copier Usage July
5160	22001475	09/24/2019	5642	10172019	290473	56.09	10/18/2019	INV	PD	Annual Usage of Sharp Cop
5099	22001451	09/24/2019	5577	10172019	290473	89.94	10/18/2019	INV	PD	EST YRLY COST FOR COPIER
4726	22000919	09/24/2019	4923	10172019	290473	19.02	10/18/2019	INV	PD	Copier Lease for Office a
5105	22001343	09/24/2019	5583	10172019	290473	89.94	10/18/2019	INV	PD	COPIER USAGE FOR F-YEAR 2
5098	22001056	09/24/2019	5576	10172019	290473	248.28	10/18/2019	INV	PD	Annual PO Sparks- Transit
5103	22001381	09/24/2019	5581	10172019	290473	148.21	10/18/2019	INV	PD	Annual Copier Useage for
5100	22000753	09/24/2019	5578	10172019	290473	97.87	10/18/2019	INV	PD	EST YR COST FOR COPIER/FA
						94,634.85				
7147 SPARLING INSTRUMENTS, LLC										
3600	22002491	09/17/2019	3729	09252019	289960	870.64	09/27/2019	INV	PD	To repair Well 6 per Quot
7162 SPECIALTY COMMUNICATIONS										
1788	22001045	07/31/2019	1872	08232019	289294	647.92	08/23/2019	INV	PD	Supplies for the Electric

DOCUMENT	P.O.	INV DATE	VOUCHER	CHECK RUN	CHECK #	INVOICE NET	DUE DATE	TYPE	STS	INVOICE DESCRIPTION
4454	22002269	09/29/2019	4622	10112019	290371	1,123.40	10/11/2019	INV	PD	RADIO SUPPLIES FOR STREET
5969	22003703	10/21/2019	6478	110419	290890	438.80	11/08/2019	INV	PD	Handheld radios for commu
						2,210.12				
7164 SPORT CENTER										
1404	22002018	05/29/2019	1476	08162019	289197	81.00	08/16/2019	INV	PD	SHIRTS FOR STREET DEPARTM
515	22001314	05/29/2019	546	072619LO	288761	86.50	07/26/2019	INV	PD	PATCHES FOR SHIRTS FOR CO
2833	22001930	08/09/2019	2950	09122019	289649	132.00	09/13/2019	INV	PD	Blue shirts 1/2 sleeve
1899	22001616	08/15/2019	1989	08232019	289295	368.00	08/23/2019	INV	PD	Friday shirts for facilit
7494	22002719	08/30/2019	8044	12112019	291543	23.00	12/13/2019	INV	PD	event shirts
3152	22002166	08/30/2019	3277	09202019	289823	618.00	09/20/2019	INV	PD	Work Shirts for Solid Was
3341	22002255	09/05/2019	3469	09202019	289823	330.00	09/20/2019	INV	PD	event shirts
4680	22003213	10/10/2019	4851	10152019	290406	54.00	10/18/2019	INV	PD	Blue Shirts
4679	22003208	10/10/2019	4850	10152019	290406	132.00	10/18/2019	INV	PD	Blue Shirts
6110	22002972	11/05/2019	6625	110719	290958	258.35	11/08/2019	INV	PD	Sew city patches on shirt
5355	22003135	10/10/2019	5842	10212019	290569	288.00	10/18/2019	INV	PD	Blue Shirt Mens Matt (M)
7492	22004222	11/25/2019	8042	12112019	291543	336.00	12/13/2019	INV	PD	sew on union patches on u
7746	22003657	11/25/2019	8301	12132019	291635	292.00	12/13/2019	INV	PD	IT Shirts
7318	22004304	11/25/2019	7865	12032019	291447	43.06	12/06/2019	INV	PD	Sew city patches on shirt
8358	22004901	12/19/2019	9774	12312019	291841	486.00	12/31/2019	INV	PD	Elected Officials Jackets
9846	22004901	01/17/2020	11299	012820	292368	54.00	01/31/2020	INV	PD	Elected Officials Jackets
11946	22005729	01/20/2020	13459	031020	293244	1,632.00	03/13/2020	INV	PD	Riverblitz 2020 T-Shirts
						5,213.91				
7168 SPRINGTIME CLEANING SVCS										
5320		10/11/2019	5806	10212019	290570	156.09	10/18/2019	INV	PD	Sewer back up into 1307 W
7216 STATE OF NM COMMISSIONER										
9907	22000711	01/14/2020	11361	012820	292369	2,871.00	01/31/2020	INV	PD	EST YR STATE LAND WTR REN
7220 STERICYCLE, INC.										
10741	22001364	08/01/2019	12227	021420	292762	229.02	02/14/2020	INV	PD	Annual Medical Waste Disp
6004	22001364	11/01/2019	6515	110419	290891	229.02	11/09/2019	INV	PD	Annual Medical Waste Disp
12488	22001364	02/01/2020	14014	032020	293487	229.02	03/20/2020	INV	PD	Annual Medical Waste Disp
						687.06				
7221 STEEL DEPOT										
372	22000965	07/16/2019	395	072419jd	288681	509.16	07/26/2019	INV	PD	Steel plate to reline dum
1901	22001777	08/07/2019	1991	08232019	289296	207.82	08/23/2019	INV	PD	MATERIAL USED TO REPAIR T
3056	22002028	08/14/2019	3176	09202019	289824	1,248.91	09/20/2019	INV	PD	METAL TO REBUILD BROKEN M
1911	22002076	08/12/2019	2001	08232019	289296	515.91	08/23/2019	INV	PD	METAL TO REBUILD SIDES ON
1906	22002027	08/08/2019	1996	08232019	289296	383.13	08/23/2019	INV	PD	MATERIALS FOR WATER METER
3645	22002935	09/17/2019	3774	09252019	289961	1,104.95	09/27/2019	INV	PD	MATERIALS FOR #2 RESERVOI
5404	22003541	10/09/2019	5892	10222019	290604	504.74	10/25/2019	INV	PD	MATERIALS FOR GAZEBO HAND
6743	22003612	11/06/2019	7267	11222019	291226	733.04	11/22/2019	INV	PD	MATERIAL NEEDED TO FABRIC
5473	22003611	10/15/2019	5965	10232019	290635	33.62	10/25/2019	INV	PD	MATERIALS FOR SDS BOOKS R
5759	22003613	10/23/2019	6255	10312019	290848	675.69	10/31/2019	INV	PD	MATERIAL TO REBUILD MAST
8341	22004553	11/27/2019	9757	12312019	291842	155.00	12/31/2019	INV	PD	TUBING RAILS FOR #2 RESER
8880	22004983	12/18/2019	10298	01072020	291960	43.11	01/03/2020	INV	PD	expanded metal for connex

DOCUMENT	P.O.	INV DATE	VOUCHER	CHECK RUN	CHECK #	INVOICE NET	DUE DATE	TYPE	STS	INVOICE DESCRIPTION
						6,115.08				
7229 STONYS PAINT & BODY										
5948	22002401	10/23/2019	6454	110419	290892	2,464.57	11/08/2019	INV	PD	Repair Bed Panel to Anima
7230 STEWART & STEVENSON										
3919	22001835	07/31/2019	4057	10012019	290099	1,017.17	10/04/2019	INV	PD	PARTS NEEDED TO REPAIR JE
5772	22003751	10/19/2019	6268	10312019	290850	292.13	10/31/2019	INV	PD	TRANSMISSION PARTS FOR UN
						1,309.30				
7311 TORO NATIONAL SUPPORT										
1818	22000794	07/01/2019	1905	08232019	289307	208.00	08/23/2019	INV	PD	Toro NSN support for irri
5422	22000794	10/01/2019	5913	10252019	290726	624.00	10/25/2019	INV	PD	Toro NSN support for irri
4052	22000794	10/01/2019	4193	10042019	290216	208.00	10/04/2019	INV	PD	Toro NSN support for irri
7423	22000794	12/01/2019	7973	12062019	291494	208.00	12/06/2019	INV	PD	Toro NSN support for irri
10437	22000794	02/06/2020	11914	020720	292630	208.00	02/07/2020	INV	PD	Toro NSN support for irri
8906	22000794	01/01/2020	10324	01072020	291968	208.00	01/03/2020	INV	PD	Toro NSN support for irri
11778	22000794	03/01/2020	13287	032020	293126	208.00	03/06/2020	INV	PD	Toro NSN support for irri
						1,872.00				
7322 TGO TECHNOLOGIES INC										
12844	22006828	03/19/2020	14379	032720	293638	8,424.00	03/27/2020	INV	PD	Ball Valve repair kits ne
7323 SONICLEAR TRIO SYSTEMS LLC										
9458	22005269	01/15/2020	10893	01212020	292173	3,995.00	01/24/2020	INV	PD	Soniclear Laptop for Exec
8314	22000754	12/23/2019	9729	12312019	291838	1,439.00	12/31/2019	INV	PD	Annual Requisition for So
						5,434.00				
7331 POLICEONE.COM										
412	22000913	07/01/2019	438	072419jd	288670	5,725.00	07/26/2019	INV	PD	On line Training for PD s
7345 TATE BRANCH DODGE										
2483	22002054	08/08/2019	2596	09062019	289524	809.20	09/06/2019	INV	PD	2018 DODGE CHARGERS
7390 TERRYBERRY										
7371	22004110	11/27/2019	7919	12112019	291547	753.45	12/13/2019	INV	PD	2019 Service Award Pins
7397 TECHNIQUE DATA SYSTEMS										
3861	22003318	07/01/2019	3998	10012019	290102	438.00	10/04/2019	INV	PD	Remit Annual Maintenance
7431 THE SUPPLY CACHE										
6116	22002333	09/11/2019	6630	110719	290961	2,104.25	11/08/2019	INV	PD	Wildland Supplies
7437 TAXATION & REVENUE DEPT.										

DOCUMENT	P.O.	INV DATE	VOUCHER	CHECK RUN	CHECK #	INVOICE NET	DUE DATE	TYPE	STS	INVOICE DESCRIPTION
926		08/02/2019	979	080619MS	288924	60.11	08/06/2019	INV	PD	Tax Levy #303153-John Bon
927		08/02/2019	980	080619MS	288925	120.00	08/06/2019	INV	PD	Tax Levy #327003-Michelle
1548		08/15/2019	1624	081619ms	289090	120.00	08/16/2019	INV	PD	Tax Levy# 327003-Michelle
2324		08/30/2019	2432	083019ms	289329	120.00	08/30/2019	INV	PD	Tax Levy# 327003-Michelle
8072		12/20/2019	9477	Dec PR#2	1216	120.00	12/20/2019	INV	PD	Levy# 327003
8073		12/20/2019	9478	Dec PR#2	1217	1,463.92	12/20/2019	INV	PD	Levy# 202319
7727		12/13/2019	8282	Dec PR#3	1140	28.86	12/13/2019	INV	PD	Levy# 202319
7454		12/06/2019	8004	Dec PR#1	1102	120.00	12/06/2019	INV	PD	Levy# 327003
7455		12/06/2019	8005	Dec PR#1	1103	1,683.00	12/06/2019	INV	PD	Levy# 202319
10907		02/14/2020	12396	Feb PR#1	400229	120.00	02/14/2020	INV	PD	Levy# 327003
11513		02/28/2020	13016	Feb PR#2	400306	120.00	02/28/2020	INV	PD	Levy# 327003
8863		01/03/2020	10280	Jan PR#1	1299	120.00	01/03/2020	INV	PD	Levy# 327003
8864		01/03/2020	10281	Jan PR#1	1300	827.25	01/03/2020	INV	PD	Levy# 202319
9541		01/17/2020	10980	Jan PR#2	400073	120.00	01/17/2020	INV	PD	Levy# 327003
10095		01/31/2020	11562	Jan PR#3	400144	120.00	01/31/2020	INV	PD	Levy# 327003
12253		03/13/2020	13773	Mar PR#1	400387	120.00	03/13/2020	INV	PD	Levy# 327003
12889		03/27/2020	14426	Mar PR#2	400461	120.00	03/27/2020	INV	PD	Levy# 327003
6293		11/08/2019	6811	Nov PR1	925	120.00	11/08/2019	INV	PD	Levy# 327003
6924		11/22/2019	7454	Nov PR2	1013	120.00	11/22/2019	INV	PD	Levy# 327003
6925		11/22/2019	7455	Nov PR2	1014	686.25	11/22/2019	INV	PD	Levy# 202319
5595		10/25/2019	6089	Oct PR2	805	120.00	10/25/2019	INV	PD	Tax Levy 327003
4604		10/11/2019	4775	Oct PR#1	725	120.00	10/11/2019	INV	PD	LEVY# 327003
2468		09/04/2019	2580	09042019	289498	345.00	09/06/2019	INV	PD	reissuing check that was
2884		09/13/2019	3001	09132019	289684	120.00	09/13/2019	INV	PD	Tax Levy #327003-Michelle
3753		09/27/2019	3887	09272019	289991	120.00	09/27/2019	INV	PD	Tax Levy #327003-Michelle
						7,254.39				
7442 TNT REFRIGERATION LLC										
5860	22002936	10/18/2019	6358	10312019	290856	6,892.40	10/31/2019	INV	PD	New AC Unit for Chief's S
7445 TRANE US INC										
3595	22002980	08/26/2019	3724	09252019	289966	1,167.01	09/27/2019	INV	PD	Service Call - Repair Ref
7457 WITMER PUBLIC SAFETY										
3142	22002405	09/04/2019	3266	09202019	289838	72.11	09/20/2019	INV	PD	Gear Bags for Extrication
1041	22000868	07/11/2019	1098	08082019	288975	244.53	08/09/2019	INV	PD	mounting hardware
2214	22002102	08/15/2019	2316	08302019	289427	1,802.55	08/30/2019	INV	PD	PPE-nomex hoods
9848	22005377	01/15/2020	11300	012820	292379	370.07	01/31/2020	INV	PD	PPE-gear and scba mask ba
12541	22006327	02/26/2020	14067	032020	293497	1,056.80	03/20/2020	INV	PD	Turnout gear bags for sup
						3,546.06				
7466 THE GPS STORE, INC										
590	22001110	07/16/2019	622	073119	288847	181.95	07/31/2019	INV	PD	GPS for REM truck
7474 ROWMAN & LITTLEFIELD										
10089	22002673	01/20/2020	11556	01312020	292440	125.56	01/31/2020	INV	PD	museum rights and reprodu
7482 THERMAL SCIENTIFIC, INC										
3679	22002961	09/19/2019	3809	09302019	290069	299.70	09/27/2019	INV	PD	Equipment needed to test

DOCUMENT	P.O.	INV DATE	VOUCHER	CHECK RUN	CHECK #	INVOICE NET	DUE DATE	TYPE	STS	INVOICE DESCRIPTION
3677	22002636	09/19/2019	3808	09302019	290069	665.00	09/27/2019	INV	PD	Backup BOD Probe for EPA/
5888	22003141	10/14/2019	6388	10312019	290854	804.00	10/31/2019	INV	PD	Reagents needed for EPA/N
6676	22003863	10/25/2019	7198	11222019	291232	412.36	11/22/2019	INV	PD	Wypall Quarterfold Rags f
9205	22004119	11/21/2019	10632	01142020	292082	100.00	01/17/2020	INV	PD	Chemicals and Reagents fo
9206	22004158	11/21/2019	10633	01142020	292082	1,130.00	01/17/2020	INV	PD	Materials required for co
9181	22004119	12/16/2019	10605	01142020	292082	45.75	01/17/2020	INV	PD	Chemicals and Reagents fo
10052	22005317	01/09/2020	11517	01312020	292448	39.00	01/31/2020	INV	PD	Mercuric Nitrate needed f
11420	22005896	02/20/2020	12921	022820	293061	540.00	02/28/2020	INV	PD	Supplies needed for EPA /
11419	22005513	02/20/2020	12920	022820	293061	153.00	02/28/2020	INV	PD	Reagents need for NMED/EP
						4,188.81				
7500 THYSSENKRUPP ELEVATOR CRP										
1787	22001247	07/01/2019	1871	08232019	289305	2,066.05	08/23/2019	INV	PD	Annual maintanance servic
3563	22000935	07/01/2019	3692	09242019	289923	4,132.12	09/27/2019	INV	PD	FY20 Yearly Elevator Main
4556	22001247	10/01/2019	4726	10112019	290377	2,066.05	10/11/2019	INV	PD	Annual maintanance servic
7176	22001797	10/01/2019	7717	11262019	291385	4,132.12	11/29/2019	INV	PD	Maintenance Agreement - E
9134	22001797	01/01/2020	10556	01102020	292023	4,267.66	01/10/2020	INV	PD	Maintenance Agreement - E
9135	22001247	01/01/2020	10557	01102020	292023	2,133.82	01/10/2020	INV	PD	Annual maintanance servic
12830	22004227	11/21/2019	14365	032720	293641	499.34	03/27/2020	INV	PD	Install of Cab Fan for Ci
12826	22004227	03/17/2020	14361	032720	293641	499.34	03/27/2020	INV	PD	Install of Cab Fan for Ci
						19,796.50				
7513 SEW WHAT!										
5960	22001884	10/24/2019	6466	110419	290883	521.01	11/08/2019	INV	PD	Sew City Log Patch onto E
5895	22002584	10/24/2019	6395	10312019	290841	25.83	10/31/2019	INV	PD	Costs to Sew City Logo Pa
7280	22004252	11/23/2019	7822	12032019	291443	1,350.00	12/06/2019	INV	PD	City Logo Patches for Emp
9126	22004392	01/02/2020	10548	01102020	292016	180.84	01/10/2020	INV	PD	SUPPLIES FOR ELECTRICAL D
9124	22003940	01/04/2020	10546	01102020	292016	258.35	01/10/2020	INV	PD	sew patches on union unif
9125	22004375	01/02/2020	10547	01102020	292016	25.83	01/10/2020	INV	PD	sew patchs union shirts
12213	22004647	01/04/2020	13732	031320	293338	262.66	03/13/2020	INV	PD	sew patch onto city unifo
11127	22005333	02/13/2020	12620	022120	292886	25.83	02/21/2020	INV	PD	Shirt patches sewn on fo
11804	22005258	02/26/2020	13314	030620	293157	25.83	03/06/2020	INV	PD	costs to sew patch onto u
11915	22005659	03/02/2020	13428	031020	293237	47.36	03/13/2020	INV	PD	sew patch onto work shirt
13023	22005993	03/16/2020	14568	03312020	293697	1,800.00	03/31/2020	INV	PD	Restock Warehouse - city
12447	22005476	03/13/2020	13972	032020	293480	142.09	03/20/2020	INV	PD	Labor to sew patches on t
597	22020095	07/11/2019	629	073119	288840	258.35	07/31/2019	INV	PD	192073- Cost to sew patch
371	22000712	07/11/2019	394	072419jd	288677	25.83	07/26/2019	INV	PD	PATCHES FOR GARAGE CLERK
1514	22001485	07/24/2019	1589	08162019	289189	30.00	08/16/2019	INV	PD	Hemming; alterations for
1679	22001485	08/09/2019	1758	08162019	289189	30.00	08/16/2019	INV	PD	Hemming; alterations for
2305	22001485	08/13/2019	2413	08302019	289399	30.00	08/30/2019	INV	PD	Hemming; alterations for
3128	22002466	09/09/2019	3252	09202019	289817	48.00	09/20/2019	INV	PD	Sew on Name Plates and/or
						5,087.81				
7533 THOMSON-WEST										
2082	22002474	08/16/2019	2180	08302019	289413	5,298.00	08/30/2019	INV	PD	McQuillan Law of Mun Corp
7893	22005024	12/04/2019	8868	12202019	291753	735.00	12/20/2019	INV	PD	Matthews Mun Ord V1B & In
9737	22005526	01/04/2020	11185	01242020	292274	1,058.00	01/24/2020	INV	PD	Subscription Product Char
						7,091.00				
7539 CHARLES G TRACY										
4203	22003464	10/03/2019	4350	10042019	290129	4,038.92	10/04/2019	INV	PD	Pipeline Easement for 201

DOCUMENT	P.O.	INV DATE	VOUCHER	CHECK RUN	CHECK #	INVOICE NET	DUE DATE	TYPE	STS	INVOICE DESCRIPTION
7549 TIMEMARK INC.										
283	22001236	05/16/2019	302	072319jd	288650	393.17	07/26/2019	INV	PD	Supplies for Street Depar
7558 4 RIVERS EQUIPMENT										
11667	22004999	01/22/2020	13174	032020	293073	4,096.46	03/06/2020	INV	PD	DIAGNOSE & REPAIR ISSUE W
181	22020391	07/10/2019	195	07192019	288561	127.87	07/19/2019	INV	PD	Need new lift pump for au
5545	22003614	10/11/2019	6038	10252019	290647	382.96	10/25/2019	INV	PD	REPLACEMENT FUEL FILTER A
8447	22005093	07/31/2019	9863	01072020	291851	5,977.23	01/03/2020	INV	PD	DIAGNOSE & RR CHECK ENGIN
5197	22001284	09/17/2019	5680	10212019	290492	804.83	10/18/2019	INV	PD	DIAGNOSE & REPAIR LOW OIL
8449	22003305	09/30/2019	9865	01072020	291851	2,208.70	01/03/2020	INV	PD	REPLACE INJECTION PUMP AN
9385	22003206	10/28/2019	10819	01212020	292094	197.66	01/17/2020	INV	PD	REPLACE SWITCHES AND SENS
9391	22004574	12/17/2019	10825	01212020	292094	147.62	01/17/2020	INV	PD	REPLACEMENT LIFT PUMP UNI
						13,943.33				
7564 T P PUMP & PIPE CO.										
4145	22002902	09/18/2019	4287	10042019	290208	1,507.57	10/04/2019	INV	PD	Electric Motor for Jockey
7607 ULINE INC.										
1761	22001593	07/23/2019	1845	08232019	289309	404.86	08/23/2019	INV	PD	shipping bags
1447	22001683	07/25/2019	1520	08162019	289203	359.55	08/16/2019	INV	PD	Traffic cones and cart fo
1477	22001554	07/30/2019	1550	08162019	289203	544.10	08/16/2019	INV	PD	FANS AND CLEANING SUPPLIE
1892	22001911	08/02/2019	1982	08232019	289309	651.29	08/23/2019	INV	PD	Supplies for warehouse
1891	22001911	08/02/2019	1981	08232019	289309	504.24	08/23/2019	INV	PD	Supplies for warehouse
5411	22003555	10/09/2019	5899	10222019	290608	941.10	10/25/2019	INV	PD	safety supplys
5676	22003635	10/11/2019	6172	1028201	290752	134.38	10/31/2019	INV	PD	Hi Vis Shirts for Union e
6189	22003792	10/22/2019	6704	11142019	291085	903.04	11/08/2019	INV	PD	Evidence/building supplie
7317	22004350	11/15/2019	7864	12032019	291452	296.16	12/06/2019	INV	PD	Various supplies for ware
8048	22004393	11/19/2019	9165	12202019	291756	2,370.40	12/20/2019	INV	PD	storage supplies and ladd
7542	22004532	11/25/2019	8093	12112019	291554	1,112.01	12/13/2019	INV	PD	various safety items for
7892	22004665	12/05/2019	8867	12202019	291756	1,132.23	12/20/2019	INV	PD	flammable storage cabinet
10051	22004889	12/12/2019	11516	01312020	292450	71.39	01/31/2020	INV	PD	Velcro Dots to hang mater
8456	22004902	12/13/2019	9873	01072020	291969	700.35	01/03/2020	INV	PD	cleaning supplies
10782	22004945	12/13/2019	12269	021420	292770	812.04	02/14/2020	INV	PD	Mobile steel assembly tab
10427	22004890	12/18/2019	11903	020720	292633	468.69	02/07/2020	INV	PD	shelves for storage cabin
9171	22005067	12/19/2019	10594	01142020	292086	276.37	01/17/2020	INV	PD	Tyvek Suits For safe entr
10198	22005531	01/17/2020	11668	01312020	292450	85.45	01/31/2020	INV	PD	Replace totes for parts
11430	22006179	02/17/2020	12932	022820	293067	254.50	02/28/2020	INV	PD	hand truck
						12,022.15				
7615 UNM-JUDICIAL EDUC. CENTER										
9449		12/31/2019	10883	01212020	292180	1,797.00	01/24/2020	INV	PD	Judicial Edu feed for 12/
10956		01/31/2020	12447	021820	292804	2,740.00	02/21/2020	INV	PD	Judicial Fees for Jan 202
4685		09/30/2019	4858	10152019	290412	2,627.00	10/18/2019	INV	PD	Judicial Edu Fees Septemb
1608		07/31/2019	1684	08162019	289205	2,520.00	08/16/2019	INV	PD	Judicial Education Fees F
669		06/30/2019	701		288546	2,076.00	07/31/2019	DIR	PD	
7547		11/30/2019	8098	12112019	291555	1,463.00	12/13/2019	INV	PD	UNM EDUCATION FEES NOV 20
6498		10/31/2019	7018	11142019	291121	1,934.00	11/15/2019	INV	PD	UNM Education Fees Oct 20
4683		08/31/2019	4855	10152019	290412	1,961.00	10/18/2019	INV	PD	UNM Judicial Edu Fees For

DOCUMENT	P.O.	INV DATE	VOUCHER	CHECK RUN	CHECK #	INVOICE NET	DUE DATE	TYPE	STS	INVOICE DESCRIPTION
						17,118.00				
7616 UNIFIRE POWER BLOWERS INC										
2003	22000950	07/19/2019	2097	08302019	289417	120.06	08/30/2019	INV	PD	k-12 saw leaking fuel
7621 UPBEAT, INC.										
6715	22001546	07/23/2019	7238	11222019	291234	713.16	11/22/2019	INV	PD	Dog waste bags for the do
9851	22005378	01/15/2020	11303	012820	292377	734.33	01/31/2020	INV	PD	Pet waste bags for the Ca
						1,447.49				
7624 USA BLUE BOOK										
4068	22002755	09/10/2019	4209	10042019	290218	262.86	10/04/2019	INV	PD	Materials for cleaning WW
4069	22002755	09/10/2019	4210	10042019	290218	17.98	10/04/2019	INV	PD	Materials for cleaning WW
3505	22002806	09/10/2019	3633	09242019	289925	1,925.05	09/27/2019	INV	PD	Replace Chlorine Colorime
4070	22002755	09/10/2019	4211	10042019	290218	408.02	10/04/2019	INV	PD	Materials for cleaning WW
4436	22003341	09/30/2019	4603	10112019	290381	557.78	10/11/2019	INV	PD	Restock Fire Hydrant Mete
4433	22003341	09/30/2019	4600	10112019	290381	287.85	10/11/2019	INV	PD	Restock Fire Hydrant Mete
4435	22003341	09/30/2019	4602	10112019	290381	191.90	10/11/2019	INV	PD	Restock Fire Hydrant Mete
6210	22004073	10/31/2019	6725	11142019	291086	70.94	11/08/2019	INV	PD	Out of service rings for
6495	22004073	11/01/2019	7015	11142019	291122	65.34	11/15/2019	INV	PD	Out of service rings for
6755	22004099	11/08/2019	7281	11222019	291235	326.84	11/22/2019	INV	PD	wire for line locates
7315	22004376	11/15/2019	7862	12032019	291454	170.21	12/06/2019	INV	PD	Repairs to Chlorinater
7316	22004376	11/15/2019	7863	12032019	291454	203.85	12/06/2019	INV	PD	Repairs to Chlorinater
9723	22005235	01/06/2020	11170	01242020	292276	207.69	01/24/2020	INV	PD	Fire Hydrant repair parts
9722	22005241	01/06/2020	11169	01242020	292276	929.49	01/24/2020	INV	PD	Hydrant diffusers for ser
9685	22005306	01/09/2020	11130	01242020	292276	372.09	01/24/2020	INV	PD	Fire Hydrant repair parts
12229	22006456	02/28/2020	13748	031320	293346	197.66	03/13/2020	INV	PD	Fire hydrant maintenance
12694	22006620	03/06/2020	14225	032420	293555	353.05	03/27/2020	INV	PD	books for R Myers
12585	22006636	03/09/2020	14112	032020	293494	407.06	03/20/2020	INV	PD	Hydrant diffusers for ser
368	22020241	06/19/2019	391	072419jd	288687	2,615.70	07/26/2019	INV	PD	LOCKERS FOR EMPLOYEES PPE
366	22000813	07/09/2019	389	072419jd	288687	575.70	07/26/2019	INV	PD	Need stands for fire hydr
367	22000813	07/09/2019	390	072419jd	288687	461.83	07/26/2019	INV	PD	Need stands for fire hydr
1794	22001778	07/31/2019	1878	08232019	289310	1,801.73	08/23/2019	INV	PD	Cherne Remo Plug Kit
2307	22001934	08/05/2019	2415	08302019	289421	427.65	08/30/2019	INV	PD	Repairs to Reservoir 1 &
2306	22001934	08/05/2019	2414	08302019	289421	223.77	08/30/2019	INV	PD	Repairs to Reservoir 1 &
2200	22001933	08/05/2019	2302	08302019	289421	291.78	08/30/2019	INV	PD	Pump for Various Jobs/Don
3986	22002250	08/16/2019	4125	10042019	290218	28.88	10/04/2019	INV	PD	Nets for removing debris
3985	22002250	08/16/2019	4124	10042019	290218	282.78	10/04/2019	INV	PD	Nets for removing debris
3629	22002507	08/27/2019	3758	09252019	289968	425.83	09/27/2019	INV	PD	New edition reference mat
						14,091.31				
7634 UNITED REFRIGERATION, INC										
1499	22001460	07/30/2019	1574	08162019	289204	10,050.00	08/16/2019	INV	PD	Ice Machines for the Spor
2220	22001460	08/06/2019	2322	08302019	289418	5,555.46	08/30/2019	INV	PD	Ice Machines for the Spor
						15,605.46				
7643 UNITED STATES POSTAL SERVICE										
2010	22001080	08/08/2019	2104	08302019	289419	5,000.00	08/30/2019	INV	PD	Postage for July 2019 - J
7242	22001080	11/26/2019	7784	12032019	291453	5,000.00	12/06/2019	INV	PD	Postage for July 2019 - J
11368	22001080	02/26/2020	12867	022820	293068	5,000.00	02/28/2020	INV	PD	Postage for July 2019 - J

DOCUMENT	P.O.	INV DATE	VOUCHER	CHECK RUN	CHECK #	INVOICE NET	DUE DATE	TYPE	STS	INVOICE DESCRIPTION
						15,000.00				
7650 UNICRAFT PRODUCTS										
3591	22002801	09/16/2019	3720	09252019	289967	794.69	09/27/2019	INV	PD	Emergency Light Modificat
7671 USPS-NEOPOST POC										
1897	22002267	08/19/2019	1987	08232019	289311	4,000.00	08/23/2019	INV	PD	Library postage for posta
7705 UNIVERSAL BEARING & CHAIN										
2084	22002347	08/20/2019	2184	08302019	289420	73.04	08/30/2019	INV	PD	REPLACEMENT BEARINGS FOR
2472	22002492	08/27/2019	2585	09062019	289527	47.76	09/06/2019	INV	PD	Bearing for AC unit on Bl
						120.80				
7734 TRIAD INDUSTRIAL										
10751	22005228	01/15/2020	12237	021420	292768	734.00	02/14/2020	INV	PD	REPLACE DAMAGED FILTER HO
10786	22005815	02/11/2020	12273	021420	292768	326.40	02/14/2020	INV	PD	REPLACEMENT HYD TANK BREA
10785	22005792	02/11/2020	12272	021420	292768	686.00	02/14/2020	INV	PD	KLEENOIL PRESSURE REDUCIN
						1,746.40				
7841 VALLEY FENCE CO										
296	22020392	05/17/2019	317	072319jd	288652	48,803.33	07/26/2019	INV	PD	189811- Replacing Automat
7860 WINDSTREAM COMMUNICATIONS										
1614	22001458	08/05/2019	1690	08162019	289209	187.37	08/16/2019	INV	PD	Telephone service for Cem
1578	22001366	08/05/2019	1654	08162019	289209	840.70	08/16/2019	INV	PD	Local Phone Service all S
1594	22001479	08/05/2019	1670	08162019	289209	48.51	08/16/2019	INV	PD	Annual internet contract
1577	22001928	08/05/2019	1653	08162019	289209	1,214.14	08/16/2019	INV	PD	Telephone Service for PD
1602	22001502	08/05/2019	1678	08162019	289209	229.52	08/16/2019	INV	PD	Annual PO - Internet serv
1587	22000982	08/05/2019	1663	08162019	289209	111.30	08/16/2019	INV	PD	FY-2020 Telephone use for
1546	22000580	08/05/2019	1622	08162019	289209	200.87	08/16/2019	INV	PD	Annual Requisition Windst
1576	22000907	08/05/2019	1652	08162019	289209	1,996.96	08/16/2019	INV	PD	Telephone Services July 2
1581	22001500	08/05/2019	1657	08162019	289209	341.72	08/16/2019	INV	PD	ANNUAL TELEPHONE SERVICE
1583	22001756	08/05/2019	1659	08162019	289209	94.67	08/16/2019	INV	PD	Phone service for pro sho
1598	22001468	08/05/2019	1673	08162019	289209	1,013.90	08/16/2019	INV	PD	Telephone service for PER
1575	22001008	08/05/2019	1651	08162019	289209	193.45	08/16/2019	INV	PD	FY20 RRC phone service
1600	22001480	08/05/2019	1676	08162019	289209	288.56	08/16/2019	INV	PD	Annual usage of telephone
1615	22000714	08/05/2019	1691	08162019	289209	616.00	08/16/2019	INV	PD	EST YEARLY PHONE SERVICE
1589	22000713	08/05/2019	1665	08162019	289209	251.76	08/16/2019	INV	PD	FY20 Phone Service for Wa
1616	22001275	08/05/2019	1692	08162019	289209	312.08	08/16/2019	INV	PD	Annual Telephone Service
7638	22000580	12/04/2019	8192	12112019	291560	8,131.37	12/13/2019	INV	PD	Annual Requisition Windst
11197	22000580	02/05/2020	12692	022120	292897	8,327.70	02/21/2020	INV	PD	Annual Requisition Windst
9299	22000580	01/03/2020	10731	01142020	292092	8,203.45	01/17/2020	INV	PD	Annual Requisition Windst
1272	22000580	07/03/2019	1336	08122019	289061	199.13	08/09/2019	INV	PD	Annual Requisition Windst
1274	22000907	07/03/2019	1339	08122019	289061	1,983.84	08/09/2019	INV	PD	Telephone Services July 2
1277	22001366	07/03/2019	1342	08122019	289061	828.81	08/09/2019	INV	PD	Local Phone Service all S
1279	22001500	07/03/2019	1344	08122019	289061	338.98	08/09/2019	INV	PD	ANNUAL TELEPHONE SERVICE
1275	22001928	07/03/2019	1340	08122019	289061	1,206.12	08/09/2019	INV	PD	Telephone Service for PD
1273	22001008	07/03/2019	1338	08122019	289061	199.04	08/09/2019	INV	PD	FY20 RRC phone service
1284	22000982	07/03/2019	1349	08122019	289061	110.57	08/09/2019	INV	PD	FY-2020 Telephone use for

DOCUMENT	P.O.	INV DATE	VOUCHER	CHECK RUN	CHECK #	INVOICE NET	DUE DATE	TYPE	STS	INVOICE DESCRIPTION
1290	22001479	07/03/2019	1355	08122019	289061	48.18	08/09/2019	INV	PD	Annual internet contract
1291	22001468	07/03/2019	1356	08122019	289061	1,004.38	08/09/2019	INV	PD	Telephone service for PER
1292	22001480	07/03/2019	1357	08122019	289061	287.10	08/09/2019	INV	PD	Annual usage of telephone
1294	22001502	07/03/2019	1359	08122019	289061	228.26	08/09/2019	INV	PD	Annual PO - Internet serv
1288	22000713	07/03/2019	1354	08122019	289061	251.76	08/09/2019	INV	PD	FY20 Phone Service for Wa
1297	22001275	07/03/2019	1362	08122019	289061	313.28	08/09/2019	INV	PD	Annual Telephone Service
1295	22001458	07/03/2019	1360	08122019	289061	186.26	08/09/2019	INV	PD	Telephone service for Cem
1362	22001756	07/19/2019	1430	08122019	289061	95.42	08/09/2019	INV	PD	Phone service for pro sho
1296	22000714	07/03/2019	1361	08122019	289061	611.15	08/09/2019	INV	PD	EST YEARLY PHONE SERVICE
12204	22000580	03/04/2020	13723	031320	293349	6,975.79	03/13/2020	INV	PD	Annual Requisition Windst
6324	22000580	11/05/2019	6842	11142019	291094	8,115.62	11/15/2019	INV	PD	Annual Requisition Windst
4335	22000982	10/03/2019	4499	10102019	290287	111.68	10/11/2019	INV	PD	FY-2020 Telephone use for
4341	22001458	10/03/2019	4506	10102019	290287	187.98	10/11/2019	INV	PD	Telephone service for Cem
4326	22000580	10/03/2019	4489	10102019	290287	201.68	10/11/2019	INV	PD	Annual Requisition Windst
4333	22001459	10/03/2019	4496	10102019	290287	98.26	10/11/2019	INV	PD	ANNUAL TELEPHONE USAGE FY
4328	22000907	10/03/2019	4491	10102019	290287	2,003.33	10/11/2019	INV	PD	Telephone Services July 2
4330	22001366	10/03/2019	4493	10102019	290287	842.21	10/11/2019	INV	PD	Local Phone Service all S
4332	22001500	10/03/2019	4495	10102019	290287	342.90	10/11/2019	INV	PD	ANNUAL TELEPHONE SERVICE
4334	22001756	10/03/2019	4498	10102019	290287	95.06	10/11/2019	INV	PD	Phone service for pro sho
4337	22001479	10/03/2019	4501	10102019	290287	48.70	10/11/2019	INV	PD	Annual internet contract
4329	22001928	10/03/2019	4492	10102019	290287	1,217.60	10/11/2019	INV	PD	Telephone Service for PD
4338	22001468	10/03/2019	4502	10102019	290287	1,002.62	10/11/2019	INV	PD	Telephone service for PER
4327	22001008	10/03/2019	4490	10102019	290287	192.84	10/11/2019	INV	PD	FY20 RRC phone service
4339	22001480	10/03/2019	4503	10102019	290287	289.34	10/11/2019	INV	PD	Annual usage of telephone
4331	22001456	10/03/2019	4494	10102019	290287	43.96	10/11/2019	INV	PD	ANNUAL TELEPHONE USAGE FY
4340	22001502	10/03/2019	4505	10102019	290287	230.31	10/11/2019	INV	PD	Annual PO - Internet serv
4342	22000714	10/03/2019	4507	10102019	290287	618.38	10/11/2019	INV	PD	EST YEARLY PHONE SERVICE
4336	22000713	10/03/2019	4500	10102019	290287	255.11	10/11/2019	INV	PD	FY20 Phone Service for Wa
4343	22001275	10/03/2019	4508	10102019	290287	314.89	10/11/2019	INV	PD	Annual Telephone Service
2983	22001756	09/04/2019	3102	09162019	289689	95.07	09/20/2019	INV	PD	Phone service for pro sho
2984	22000982	09/04/2019	3103	09162019	289689	111.68	09/20/2019	INV	PD	FY-2020 Telephone use for
2997	22001458	09/04/2019	3116	09162019	289689	187.97	09/20/2019	INV	PD	Telephone service for Cem
2969	22000580	09/04/2019	3089	09162019	289689	201.68	09/20/2019	INV	PD	Annual Requisition Windst
2981	22001459	09/04/2019	3101	09162019	289689	98.26	09/20/2019	INV	PD	ANNUAL TELEPHONE USAGE FY
2975	22000907	09/04/2019	3094	09162019	289689	2,003.10	09/20/2019	INV	PD	Telephone Services July 2
2977	22001366	09/04/2019	3096	09162019	289689	839.16	09/20/2019	INV	PD	Local Phone Service all S
2980	22001500	09/04/2019	3100	09162019	289689	342.90	09/20/2019	INV	PD	ANNUAL TELEPHONE SERVICE
2987	22001479	09/04/2019	3106	09162019	289689	48.70	09/20/2019	INV	PD	Annual internet contract
2976	22001928	09/04/2019	3095	09162019	289689	1,217.59	09/20/2019	INV	PD	Telephone Service for PD
2990	22001468	09/04/2019	3109	09162019	289689	1,003.13	09/20/2019	INV	PD	Telephone service for PER
2974	22001008	09/04/2019	3093	09162019	289689	197.09	09/20/2019	INV	PD	FY20 RRC phone service
2994	22001480	09/04/2019	3113	09162019	289689	289.34	09/20/2019	INV	PD	Annual usage of telephone
2979	22001456	09/04/2019	3098	09162019	289689	43.96	09/20/2019	INV	PD	ANNUAL TELEPHONE USAGE FY
2995	22001502	09/04/2019	3114	09162019	289689	230.31	09/20/2019	INV	PD	Annual PO - Internet serv
2998	22000714	09/04/2019	3117	09162019	289689	618.38	09/20/2019	INV	PD	EST YEARLY PHONE SERVICE
2985	22000713	09/04/2019	3104	09162019	289689	254.22	09/20/2019	INV	PD	FY20 Phone Service for Wa
2999	22001275	09/04/2019	3118	09162019	289689	313.22	09/20/2019	INV	PD	Annual Telephone Service
						71,780.33				
7930 VERNON LIBRARY SUPPLIES										
10714	22005858	02/05/2020	12201	021420	292771	99.19	02/14/2020	INV	PD	Audiobook multi-disk case
7937 VERMEER SALES SOUTHWEST										

DOCUMENT	P.O.	INV DATE	VOUCHER	CHECK RUN	CHECK #	INVOICE NET	DUE DATE	TYPE	STS	INVOICE DESCRIPTION
5374	22003320	10/02/2019	5862	10222019	290609	4,811.27	10/25/2019	INV	PD	REPLACEMENT VACCUM BLOWER
6853	22003752	10/29/2019	7382	11222019	291236	215.71	11/22/2019	INV	PD	REPLACEMENT FUEL AND WATE
7575	22004189	11/06/2019	8128	12112019	291558	833.12	12/13/2019	INV	PD	REPLACE FILTERS ON VERMEE
						5,860.10				
7958 SIGN-ZONE LLC										
8368	22004784	12/10/2019	9784	12312019	291849	285.91	12/31/2019	INV	PD	flag for outside of build
8027 WAGNER EQUIPMENT CORP.										
6149	22001780	08/06/2019	6663	110719	290967	606.48	11/08/2019	INV	PD	REPLACE SENSORS AND SEALS
5235	22001779	08/06/2019	5720	10182019	290489	152.00	10/18/2019	INV	PD	REPLACE WORN OUT PARTS FO
3851	22002131	08/15/2019	3988	10012019	290104	4,796.24	10/04/2019	INV	PD	REMAN INJECTORS FOR UNIT
3920	22001780	08/15/2019	4059	10012019	290104	258.50	10/04/2019	INV	PD	REPLACE SENSORS AND SEALS
12123	22006533	03/06/2020	13640	031320	293347	161.65	03/13/2020	INV	PD	REPLACE HYDRAULIC HOSE CO
5234	22001288	06/25/2019	5719	10182019	290489	153.16	10/18/2019	INV	PD	REPLACE WORN OUT HOSES ON
643	22001268	07/18/2019	675	073119	288851	76.00	07/31/2019	INV	PD	Pins for DE Backhoe
3847	22001965	08/31/2019	3984	10012019	290104	4,498.43	10/04/2019	INV	PD	REPLACE INJECTOR PARTS FO
3850	22002765	09/10/2019	3987	10012019	290104	224.31	10/04/2019	INV	PD	REPLACE BROKEN PARTS ON B
3588	22002796	09/20/2019	3717	09252019	289969	465.60	09/27/2019	INV	PD	REPLACE O-RING KITS FOR S
5373	22003519	10/09/2019	5861	10222019	290610	171.76	10/25/2019	INV	PD	REPLACEMENT PARTS FOR UNI
6677	22003715	10/22/2019	7199	11222019	291237	412.04	11/22/2019	INV	PD	REPLACE CUTTING PARTS ON
6678	22003921	10/25/2019	7200	11222019	291237	253.67	11/22/2019	INV	PD	REPLACE HOSE ON STREET #1
9326	22004328	11/22/2019	10759	01142020	292088	2,065.84	01/17/2020	INV	PD	PARTS NEEDED TO REPAIR WA
9200	22004914	12/14/2019	10627	01142020	292088	284.60	01/17/2020	INV	PD	REPAIR BACKHOE BUCKET TEE
12007	22005208	01/08/2020	13522	031020	293253	4,987.87	03/13/2020	INV	PD	REPLACE FUEL INJECTOR PAR
12128	22006018	02/11/2020	13645	031320	293347	61.51	03/13/2020	INV	PD	REPLACEMENT HOSE FOR UNIT
12009	22005208	02/12/2020	13524	031020	293253	4,938.53	03/13/2020	INV	PD	REPLACE FUEL INJECTOR PAR
12121	22006469	03/07/2020	13638	031320	293347	727.39	03/13/2020	INV	PD	REPLACE BROKE WINDSHIELD
9199	22001268	08/16/2019	10626	01142020	292088	-76.00	01/17/2020	CRM	PD	Pins for DE Backhoe
9198	22001965	11/19/2019	10625	01142020	292088	-1,916.40	01/17/2020	CRM	PD	REPLACE INJECTOR PARTS FO
12008	22005208	02/12/2020	13523	031020	293253	-4,987.87	03/13/2020	CRM	PD	REPLACE FUEL INJECTOR PAR
9446	22005334	01/11/2020	10880	01212020	292182	36.12	01/24/2020	INV	PD	replacement keys for back
12127	22005923	02/12/2020	13644	031320	293347	145.86	03/13/2020	INV	PD	HEADLIGHT ASSEMBLY NEEDED
6165	22001709	08/09/2019	6679	110719	290967	1,007.83	11/08/2019	INV	PD	Wash Machine for diagnost
1790	22001757	08/09/2019	1874	08232019	289313	3,686.65	08/23/2019	INV	PD	REPAIR RADIATOR GRILLE
2493	22001709	08/09/2019	2606	09062019	289530	10,106.39	09/06/2019	INV	PD	Wash Machine for diagnost
7259	22004292	11/27/2019	7801	12032019	291456	14,832.98	12/06/2019	INV	PD	Wash machine down to see
						48,131.14				
8063 WASTEQUIP MANUFACTURING CO LLC										
6320	22001990	08/28/2019	6838	11142019	291088	23,070.00	11/05/2019	INV	PD	Garbage containers & repa
6322	22001990	09/27/2019	6840	11142019	291088	-23,070.00	11/15/2019	CRM	PD	Garbage containers & repa
6654	22003530	10/30/2019	7174	11152019	291145	12,300.00	11/15/2019	INV	PD	Roll-Off Containers (Comm
6323	22001990	10/24/2019	6841	11142019	291088	13,322.00	11/15/2019	INV	PD	Garbage containers & repa
7172	22001990	11/06/2019	7712	11262019	291386	29,730.00	11/29/2019	INV	PD	Garbage containers & repa
7174	22001990	11/07/2019	7714	11262019	291386	54,492.00	11/29/2019	INV	PD	Garbage containers & repa
7175	22001990	11/07/2019	7716	11262019	291386	4,200.00	11/29/2019	INV	PD	Garbage containers & repa
						114,044.00				
8070 WATER DEPARTMENT										
448	22000815	06/01/2019	477	07252019	288689	281.49	07/26/2019	INV	PD	FY20 Water Service for Pa

DOCUMENT	P.O.	INV DATE	VOUCHER	CHECK RUN	CHECK #	INVOICE NET	DUE DATE	TYPE	STS	INVOICE DESCRIPTION
424	22000874	06/01/2019	453	07252019	288689	405.99	07/26/2019	INV	PD	Water Utility for June 20
2904	22000874	08/01/2019	3021	09202019	289835	414.02	09/13/2019	INV	PD	Water Utility for June 20
4703	22000874	10/01/2019	4877	10162019	290428	415.59	10/18/2019	INV	PD	Water Utility for June 20
2163	22000874	08/28/2019	2265	08302019	289315	418.76	08/30/2019	INV	PD	Water Utility for June 20
425	22001614	06/01/2019	454	07252019	288689	849.36	07/26/2019	INV	PD	Water Service for Police
2905	22001614	08/01/2019	3022	09202019	289835	869.68	09/13/2019	INV	PD	Water Service for Police
4704	22001614	10/01/2019	4878	10162019	290428	845.51	10/18/2019	INV	PD	Water Service for Police
2164	22001614	08/28/2019	2266	08302019	289315	877.04	08/30/2019	INV	PD	Water Service for Police
426	22001399	06/01/2019	455	07252019	288689	2,656.46	07/26/2019	INV	PD	Water service for all sta
2906	22001399	08/01/2019	3023	09202019	289835	2,615.97	09/13/2019	INV	PD	Water service for all sta
2165	22001399	08/28/2019	2267	08302019	289315	2,826.15	08/30/2019	INV	PD	Water service for all sta
4705	22001399	10/01/2019	4879	10162019	290428	2,586.97	10/18/2019	INV	PD	Water service for all sta
435	22000715	06/01/2019	464	07252019	288689	107.73	07/26/2019	INV	PD	FY20 Water Service for th
2916	22000715	08/01/2019	3034	09202019	289835	107.73	09/13/2019	INV	PD	FY20 Water Service for th
2175	22000715	08/28/2019	2277	08302019	289315	107.73	08/30/2019	INV	PD	FY20 Water Service for th
4719	22000715	10/01/2019	4893	10162019	290428	107.73	10/18/2019	INV	PD	FY20 Water Service for th
433	22000922	06/01/2019	462	07252019	288689	1,751.87	07/26/2019	INV	PD	Library, Museum, Park Wat
2913	22000922	08/01/2019	3030	09202019	289835	1,605.73	09/13/2019	INV	PD	Library, Museum, Park Wat
2173	22000922	08/28/2019	2275	08302019	289315	1,899.27	08/30/2019	INV	PD	Library, Museum, Park Wat
4717	22000922	10/01/2019	4891	10162019	290428	1,447.11	10/18/2019	INV	PD	Library, Museum, Park Wat
441	22000716	06/01/2019	470	07252019	288689	647.97	07/26/2019	INV	PD	FY20 Water Service for Ci
2921	22000716	08/01/2019	3040	09202019	289835	561.11	09/13/2019	INV	PD	FY20 Water Service for Ci
2179	22000716	08/28/2019	2281	08302019	289315	617.67	08/30/2019	INV	PD	FY20 Water Service for Ci
4723	22000716	10/01/2019	4897	10162019	290428	652.01	10/18/2019	INV	PD	FY20 Water Service for Ci
431	22001004	06/01/2019	460	07252019	288689	394.98	07/26/2019	INV	PD	FY-2020 Water use for Air
2911	22001004	08/01/2019	3028	09202019	289835	663.48	09/13/2019	INV	PD	FY-2020 Water use for Air
2171	22001004	08/28/2019	2273	08302019	289315	503.44	08/30/2019	INV	PD	FY-2020 Water use for Air
4714	22001004	10/01/2019	4888	10162019	290428	1,434.06	10/18/2019	INV	PD	FY-2020 Water use for Air
423	22001081	06/01/2019	451	07252019	288689	712.90	07/26/2019	INV	PD	FY20 Water Usuage for Riv
2903	22001081	08/01/2019	3020	09202019	289835	1,351.48	09/13/2019	INV	PD	FY20 Water Usuage for Riv
4701	22001081	10/01/2019	4874	10162019	290428	1,256.28	10/18/2019	INV	PD	FY20 Water Usuage for Riv
2162	22001081	08/28/2019	2264	08302019	289315	859.06	08/30/2019	INV	PD	FY20 Water Usuage for Riv
429	22000849	06/01/2019	458	07252019	288689	157.04	07/26/2019	INV	PD	Water usage at golf cours
2909	22000849	08/01/2019	3026	09202019	289835	153.26	09/13/2019	INV	PD	Water usage at golf cours
2168	22000849	08/28/2019	2270	08302019	289315	153.23	08/30/2019	INV	PD	Water usage at golf cours
4711	22000849	10/01/2019	4885	10162019	290428	154.51	10/18/2019	INV	PD	Water usage at golf cours
432	22000717	06/01/2019	461	07252019	288689	1,133.59	07/26/2019	INV	PD	FY20 Water Service for Wa
2912	22000717	08/01/2019	3029	09202019	289835	1,006.33	09/13/2019	INV	PD	FY20 Water Service for Wa
2172	22000717	08/28/2019	2274	08302019	289315	1,323.47	08/30/2019	INV	PD	FY20 Water Service for Wa
4716	22000717	10/01/2019	4890	10162019	290428	818.51	10/18/2019	INV	PD	FY20 Water Service for Wa
436	22000784	06/01/2019	465	07252019	288689	300.72	07/26/2019	INV	PD	FY20 Water Usage for San
2917	22000784	08/01/2019	3036	09202019	289835	332.68	09/13/2019	INV	PD	FY20 Water Usage for San
2177	22001157	08/28/2019	2279	08302019	289315	185.52	08/30/2019	INV	PD	FY 19-20 Yearly PO for wa
4720	22000784	10/01/2019	4894	10162019	290428	349.50	10/18/2019	INV	PD	FY20 Water Usage for San
2919	22001157	08/01/2019	3038	09202019	289835	185.07	09/13/2019	INV	PD	FY 19-20 Yearly PO for wa
439	22001157	06/01/2019	468	07252019	288689	190.79	07/26/2019	INV	PD	FY 19-20 Yearly PO for wa
4721	22001157	10/01/2019	4895	10162019	290428	191.27	10/18/2019	INV	PD	FY 19-20 Yearly PO for wa
2176	22000784	08/28/2019	2278	08302019	289315	319.73	08/30/2019	INV	PD	FY20 Water Usage for San
2928	22000815	08/01/2019	3047	09202019	289835	281.49	09/13/2019	INV	PD	FY20 Water Service for Pa
2186	22000815	08/28/2019	2288	08302019	289315	281.49	08/30/2019	INV	PD	FY20 Water Service for Pa
4734	22000815	10/01/2019	4908	10162019	290428	281.49	10/18/2019	INV	PD	FY20 Water Service for Pa
427	22001533	06/01/2019	456	07252019	288689	40.95	07/26/2019	INV	PD	WATER USAGE FOR STREET FY
2907	22001533	08/01/2019	3024	09202019	289835	43.45	09/13/2019	INV	PD	WATER USAGE FOR STREET FY
2166	22001533	08/28/2019	2268	08302019	289315	48.45	08/30/2019	INV	PD	WATER USAGE FOR STREET FY
4707	22001533	10/01/2019	4881	10162019	290428	40.95	10/18/2019	INV	PD	WATER USAGE FOR STREET FY

DOCUMENT	P.O.	INV DATE	VOUCHER	CHECK RUN	CHECK #	INVOICE NET	DUE DATE	TYPE	STS	INVOICE DESCRIPTION
430	22001082	06/01/2019	459	07252019	288689	31,431.34	07/26/2019	INV	PD	Water usage for the parks
2910	22001082	08/01/2019	3027	09202019	289835	35,163.82	09/13/2019	INV	PD	Water usage for the parks
2170	22001082	08/28/2019	2272	08302019	289315	38,283.07	08/30/2019	INV	PD	Water usage for the parks
4713	22001082	10/01/2019	4887	10162019	290428	31,866.07	10/18/2019	INV	PD	Water usage for the parks
428	22001371	06/01/2019	457	07252019	288689	445.01	07/26/2019	INV	PD	ANNUAL WATER SERVICE FOR
2908	22001371	08/01/2019	3025	09202019	289835	460.61	09/13/2019	INV	PD	ANNUAL WATER SERVICE FOR
2167	22001371	08/28/2019	2269	08302019	289315	462.21	08/30/2019	INV	PD	ANNUAL WATER SERVICE FOR
4710	22001371	10/01/2019	4884	10162019	290428	462.24	10/18/2019	INV	PD	ANNUAL WATER SERVICE FOR
434	22000718	06/01/2019	463	07252019	288689	525.96	07/26/2019	INV	PD	Annual Water Usage July 2
2915	22000718	08/01/2019	3032	09202019	289835	520.96	09/13/2019	INV	PD	Annual Water Usage July 2
2174	22000718	08/28/2019	2276	08302019	289315	520.96	08/30/2019	INV	PD	Annual Water Usage July 2
4718	22000718	10/01/2019	4892	10162019	290428	520.96	10/18/2019	INV	PD	Annual Water Usage July 2
443	22001469	06/01/2019	472	07252019	288689	12,110.01	07/26/2019	INV	PD	Water Usage from July 201
2923	22001469	08/01/2019	3042	09202019	289835	9,745.39	09/13/2019	INV	PD	Water Usage from July 201
2181	22001469	08/28/2019	2283	08302019	289315	12,037.99	08/30/2019	INV	PD	Water Usage from July 201
4728	22001469	10/01/2019	4902	10162019	290428	12,911.18	10/18/2019	INV	PD	Water Usage from July 201
444	22001083	06/01/2019	473	07252019	288689	1,454.12	07/26/2019	INV	PD	FY20 Water Usage at the S
2924	22001083	08/01/2019	3043	09202019	289835	1,447.09	09/13/2019	INV	PD	FY20 Water Usage at the S
2182	22001083	08/28/2019	2284	08302019	289315	2,125.42	08/30/2019	INV	PD	FY20 Water Usage at the S
4729	22001083	10/01/2019	4903	10162019	290428	1,440.12	10/18/2019	INV	PD	FY20 Water Usage at the S
9175	22004903	12/09/2019	10598	01102020	292027	2,029.41	01/10/2020	INV	PD	1 1" water meter tap for
440	22001059	06/01/2019	469	07252019	288689	161.65	07/26/2019	INV	PD	Annual PO - Transit Water
2920	22001059	08/01/2019	3039	09202019	289835	160.40	09/13/2019	INV	PD	Annual PO - Transit Water
2178	22001059	08/28/2019	2280	08302019	289315	159.15	08/30/2019	INV	PD	Annual PO - Transit Water
4722	22001059	10/01/2019	4896	10162019	290428	159.15	10/18/2019	INV	PD	Annual PO - Transit Water
445	22000755	06/01/2019	474	07252019	288689	190.30	07/26/2019	INV	PD	EST YEARLY UTILITY WATER
2925	22000755	08/01/2019	3044	09202019	289835	182.27	09/13/2019	INV	PD	EST YEARLY UTILITY WATER
2183	22000755	08/28/2019	2285	08302019	289315	195.10	08/30/2019	INV	PD	EST YEARLY UTILITY WATER
4731	22000755	10/01/2019	4905	10162019	290428	195.10	10/18/2019	INV	PD	EST YEARLY UTILITY WATER
446	22001352	06/01/2019	475	07252019	288689	35.11	07/26/2019	INV	PD	Annual Water Service for
2926	22001352	08/01/2019	3045	09202019	289835	33.86	09/13/2019	INV	PD	Annual Water Service for
2184	22001352	08/28/2019	2286	08302019	289315	35.11	08/30/2019	INV	PD	Annual Water Service for
4732	22001352	10/01/2019	4906	10162019	290428	32.61	10/18/2019	INV	PD	Annual Water Service for
447	22000929	06/01/2019	476	07252019	288689	927.94	07/26/2019	INV	PD	EST YRLY COST WTR SRV WWC
2927	22000929	08/01/2019	3046	09202019	289835	841.04	09/13/2019	INV	PD	EST YRLY COST WTR SRV WWC
2185	22000929	08/28/2019	2287	08302019	289315	960.22	08/30/2019	INV	PD	EST YRLY COST WTR SRV WWC
4733	22000929	10/01/2019	4907	10162019	290428	942.04	10/18/2019	INV	PD	EST YRLY COST WTR SRV WWC
442	22001452	06/01/2019	471	07252019	288689	33.96	07/26/2019	INV	PD	EST YRLY WATER SW DEPT co
2922	22001452	08/01/2019	3041	09202019	289835	33.96	09/13/2019	INV	PD	EST YRLY WATER SW DEPT co
2180	22001452	08/28/2019	2282	08302019	289315	33.99	08/30/2019	INV	PD	EST YRLY WATER SW DEPT co
4726	22001452	10/01/2019	4900	10162019	290428	33.99	10/18/2019	INV	PD	EST YRLY WATER SW DEPT co
9730	22001081	12/13/2019	11178	01242020	292278	27,920.66	01/24/2020	INV	PD	FY20 Water Usuage for Riv
12422	22001081	03/01/2020	13946	031720	293396	25,830.43	03/17/2020	INV	PD	FY20 Water Usuage for Riv
9953	22000849	01/24/2020	11411	01282020	292280	100.00	01/28/2020	INV	PD	Water usage at golf cours
10928	22001081	02/01/2020	12417	021820	292805	25,985.28	02/21/2020	INV	PD	FY20 Water Usuage for Riv
7760	22001081	12/01/2019	8316	12172019	291659	30,349.10	12/20/2019	INV	PD	FY20 Water Usuage for Riv
6326	22001081	11/01/2019	6844	11142019	291090	48,420.78	11/15/2019	INV	PD	FY20 Water Usuage for Riv
						400,742.96				
8072 WATSON TRUCK & SUPPLY										
2450	22002268	08/26/2019	2562	09062019	289531	1,633.62	09/06/2019	INV	PD	EST COST TO REPAIR ISSUE
6367	22002795	10/11/2019	6886	11142019	291092	1,682.81	11/15/2019	INV	PD	DIAGNOSE & REPAIR SCR AFT
10177	22004979	06/26/2019	11647	01312020	292451	520.79	01/31/2020	INV	PD	REF PO #191849
1764	22001912	08/05/2019	1848	08232019	289314	862.11	08/23/2019	INV	PD	PART NEEDED TO REPAIR JET

DOCUMENT	P.O.	INV DATE	VOUCHER	CHECK RUN	CHECK #	INVOICE NET	DUE DATE	TYPE	STS	INVOICE DESCRIPTION
3586	22002416	08/22/2019	3715	09242019	289926	282.61	09/27/2019	INV	PD	REPLACEMENT PARTS FOR UNI
2559	22002312	08/28/2019	2672	09062019	289531	397.71	09/06/2019	INV	PD	REPLACE A/C COMPRESSOR
3587	22002598	08/30/2019	3716	09242019	289926	309.92	09/27/2019	INV	PD	REPLACE FILTERS SW #14904
3585	22002313	09/04/2019	3714	09242019	289926	770.31	09/27/2019	INV	PD	REPLACE BREATHER TUBES AN
7201	22002416	09/06/2019	7742	11262019	291387	282.61	11/29/2019	INV	PD	REPLACEMENT PARTS FOR UNI
4114	22003136	09/25/2019	4255	10042019	290219	44.84	10/04/2019	INV	PD	REPLACE LEAKING WHEEL HUB
5401	22003372	10/03/2019	5889	10222019	290611	2,223.08	10/25/2019	INV	PD	REPLACE BRAKE AND EGR PAR
5403	22003615	10/11/2019	5891	10222019	290611	30.89	10/25/2019	INV	PD	REPLACE BROKEN RADIATOR C
6738	22004067	11/04/2019	7262	11222019	291239	2,101.68	11/22/2019	INV	PD	REPLACE GEAR BOX WWC #100
7190	22004078	11/20/2019	7731	11262019	291387	2,102.86	11/29/2019	INV	PD	REPLACE FAN CLUTCH DE #13
7256	22004513	11/25/2019	7798	12032019	291458	3,096.53	12/06/2019	INV	PD	REPLACEMENT DPF ASSEMBLY
9201	22004513	11/22/2019	10628	01142020	292089	83.79	01/17/2020	INV	PD	REPLACEMENT DPF ASSEMBLY
7257	22004504	11/25/2019	7799	12032019	291458	73.04	12/06/2019	INV	PD	PART NEEDED TO REPAIR DE
7266	22004526	11/26/2019	7808	12032019	291458	107.66	12/06/2019	INV	PD	E-4 needs fuel primer pum
9303	22004655	12/30/2019	10735	01142020	292089	1,586.43	01/17/2020	INV	PD	REPLACEMENT PARTS FOR UNI
9302	22004913	12/30/2019	10734	01142020	292089	43.28	01/17/2020	INV	PD	REPLACE COOLANT HOSES STR
9842	22005297	01/14/2020	11294	012820	292378	638.53	01/31/2020	INV	PD	CONTROL PART NEEDED FOR U
10180	22005415	01/24/2020	11650	01312020	292451	2,422.27	01/31/2020	INV	PD	REPLACE SUSPENSION PARTS
10178	22005463	01/24/2020	11649	01312020	292451	575.47	01/31/2020	INV	PD	PARTS NEEDED TO REPAIR ST
10169	22005463	01/24/2020	11639	01312020	292451	1,838.97	01/31/2020	INV	PD	PARTS NEEDED TO REPAIR ST
12687	22005463	02/12/2020	14218	032420	293556	783.67	03/27/2020	INV	PD	PARTS NEEDED TO REPAIR ST
12875	22006758	03/20/2020	14410	032720	293645	2,243.00	03/27/2020	INV	PD	FRONT BRAKES NEEDED FOR S
12872	22006934	02/20/2020	14407	032720	293645	495.62	03/27/2020	INV	PD	FILTERS NEEDED FOR SW #14
10182	22004979	06/26/2019	11652	01312020	292451	-520.79	01/31/2020	CRM	PD	REF PO #191849
7202	22002416	09/06/2019	7743	11262019	291387	-282.61	11/29/2019	CRM	PD	REPLACEMENT PARTS FOR UNI
10171	22004513	12/02/2019	11641	01312020	292451	-1,100.00	01/31/2020	CRM	PD	REPLACEMENT DPF ASSEMBLY
						25,330.70				
8077 WATERMASTER IRRIGATION										
2834	22002514	09/03/2019	2951	09122019	289663	2,404.40	09/13/2019	INV	PD	Irrigation parts for Spor
6370	22004074	11/05/2019	6889	11142019	291091	2,454.15	11/15/2019	INV	PD	Irrigation supplies for t
12825	22007011	03/25/2020	14360	032720	293644	2,462.33	03/27/2020	INV	PD	Irrigation parts for Spor
						7,320.88				
8081 WATER ENVIRONMENT FEDERATION										
1271	22001321	07/31/2019	1337	08122019	289060	175.00	08/09/2019	INV	PD	Membership for Joe Harvey
8089 THE WATER WORKS INC										
4117	22000592	09/09/2019	4258	10042019	290212	6.50	10/04/2019	INV	PD	Annual Requisition for Wa
2828	22001253	08/31/2019	2944	09122019	289656	9.15	08/31/2019	INV	PD	Yearly Water Works 5 gal
11900	22001277	02/29/2020	13413	031020	293248	8.50	03/13/2020	INV	PD	Cooler rental/water 7/1/1
11899	22000719	02/29/2020	13412	031020	293248	10.23	03/13/2020	INV	PD	Water Works annual lease
11898	22001372	02/29/2020	13411	031020	293248	9.15	03/13/2020	INV	PD	Annual Water Works Req. f
11822	22001388	02/29/2020	13332	030620	293159	12.38	03/06/2020	INV	PD	Annual cooler rental Lab
11903	22001810	02/29/2020	13416	031020	293248	10.23	03/13/2020	INV	PD	WATER AND COOLER RENTAL F
11902	22002308	02/29/2020	13415	031020	293248	9.15	03/13/2020	INV	PD	Refill Water Jugs
11901	22001253	02/29/2020	13414	031020	293248	9.15	03/13/2020	INV	PD	Yearly Water Works 5 gal
243	22000581	06/25/2019	262	072319jd	288649	7.00	07/26/2019	INV	PD	WATER AND COOLER RENTAL F
9432	22002308	01/13/2020	10867	01212020	292177	5.60	01/24/2020	INV	PD	Refill Water Jugs
9738	22001810	01/16/2020	11186	01242020	292272	22.50	01/24/2020	INV	PD	WATER AND COOLER RENTAL F
10071	22005746	01/29/2020	11536	01312020	292447	27.90	01/31/2020	INV	PD	Filters for Water in City
11614	22001810	02/26/2020	13120	022820	293060	22.50	02/28/2020	INV	PD	WATER AND COOLER RENTAL F

DOCUMENT	P.O.	INV DATE	VOUCHER	CHECK RUN	CHECK #	INVOICE NET	DUE DATE	TYPE	STS	INVOICE DESCRIPTION
6064	22002308	10/31/2019	6575	110719	290962	6.10	11/08/2019	INV	PD	Refill Water Jugs
6063	22001810	11/01/2019	6574	110719	290962	22.50	11/08/2019	INV	PD	WATER AND COOLER RENTAL F
6198	22001277	10/31/2019	6713	11142019	291082	8.50	11/08/2019	INV	PD	Cooler rental/water 7/1/1
6199	22000719	10/31/2019	6714	11142019	291082	10.23	11/08/2019	INV	PD	Water Works annual lease
6200	22001372	10/31/2019	6715	11142019	291082	9.15	11/08/2019	INV	PD	Annual Water Works Req. f
6201	22001253	10/31/2019	6716	11142019	291082	9.15	11/08/2019	INV	PD	Yearly Water Works 5 gal
7278	22001372	11/22/2019	7820	12032019	291450	8.75	12/06/2019	INV	PD	Annual Water Works Req. f
6202	22001810	10/31/2019	6717	11142019	291082	10.23	11/08/2019	INV	PD	WATER AND COOLER RENTAL F
6203	22002308	10/31/2019	6718	11142019	291082	9.15	11/08/2019	INV	PD	Refill Water Jugs
6661	22002121	10/31/2019	7181	11152019	291144	10.23	11/15/2019	INV	PD	water cooler rental servi
1360	22001810	08/01/2019	1427	08122019	289056	18.00	08/09/2019	INV	PD	WATER AND COOLER RENTAL F
2098	22000985	08/15/2019	2198	08302019	289412	26.00	08/30/2019	INV	PD	FY20 water and delivery f
2051	22002308	08/20/2019	2148	08302019	289412	7.00	08/30/2019	INV	PD	Refill Water Jugs
2465	22001372	08/27/2019	2577	09062019	289525	8.75	09/06/2019	INV	PD	Annual Water Works Req. f
2788	22001426	08/29/2019	2904	09122019	289656	32.50	09/13/2019	INV	PD	Annual Water Bottle Excha
5303	22001810	09/10/2019	5789	10212019	290574	22.50	10/18/2019	INV	PD	WATER AND COOLER RENTAL F
4675	22001426	10/04/2019	4846	10152019	290410	31.50	10/18/2019	INV	PD	Annual Water Bottle Excha
2076	22000719	07/01/2019	2173	08302019	289412	13.00	08/30/2019	INV	PD	Water Works annual lease
74	22000454	06/30/2019	77	072219LO	288603	8.50	07/19/2019	INV	PD	Cooler rental/water 7/1/1
419	22020036	07/01/2019	446	072519LO	288722	26.00	07/26/2019	INV	PD	Water Cooler Rental for F
70	22020393	06/30/2019	73	072219LO	288603	10.23	07/19/2019	INV	PD	185050-ANNUAL COOLER RENT
6724	22001372	06/30/2019	7248	11222019	291231	9.15	11/22/2019	INV	PD	Annual Water Works Req. f
78	22000582	06/30/2019	81	072219LO	288603	12.38	07/19/2019	INV	PD	ANNUAL COOLER RENTAL FOR
251	22020276	06/26/2019	270	072319jd	288649	51.00	07/26/2019	INV	PD	EST YRLY WATER BOTTLES WA
79	22000581	06/30/2019	82	072219LO	288603	10.23	07/19/2019	INV	PD	WATER AND COOLER RENTAL F
76	22000443	06/30/2019	79	072219LO	288603	9.15	07/19/2019	INV	PD	annual water and cooler r
72	22000672	06/30/2019	74	072219LO	288603	10.23	07/19/2019	INV	PD	186392-BOTTLED WATER/COOL
81	22020036	06/30/2019	84	072219LO	288603	9.15	07/19/2019	INV	PD	Water Cooler Rental for F
1215	22000719	07/29/2019	1278	08122019	289056	13.00	08/09/2019	INV	PD	Water Works annual lease
1220	22001277	07/29/2019	1283	08122019	289056	13.00	08/09/2019	INV	PD	Cooler rental/water 7/1/1
1223	22001253	07/29/2019	1286	08122019	289056	26.00	08/09/2019	INV	PD	Yearly Water Works 5 gal
418	22000719	07/15/2019	445	072419jd	288684	13.00	07/26/2019	INV	PD	Water Works annual lease
2075	22001277	07/15/2019	2172	08302019	289412	6.50	08/30/2019	INV	PD	Cooler rental/water 7/1/1
2074	22001253	07/15/2019	2171	08302019	289412	26.00	08/30/2019	INV	PD	Yearly Water Works 5 gal
365	22000424	07/16/2019	388	072419jd	288684	6.50	07/26/2019	INV	PD	185047-WATER DELIVERY SER
2073	22001190	07/16/2019	2170	08302019	289412	6.50	08/30/2019	INV	PD	2019-20 annual service co
2077	22000985	07/18/2019	2174	08302019	289412	19.50	08/30/2019	INV	PD	FY20 water and delivery f
1228	22001363	07/24/2019	1291	08122019	289056	6.50	08/09/2019	INV	PD	Bottled water service for
1221	22000756	07/24/2019	1284	08122019	289056	39.00	08/09/2019	INV	PD	EST YRLY WATER BOTTLES WA
1469	22000719	08/12/2019	1542	08162019	289201	13.00	08/16/2019	INV	PD	Water Works annual lease
2786	22000592	08/12/2019	2902	09122019	289656	6.50	09/13/2019	INV	PD	Annual Requisition for Wa
2078	22001277	08/12/2019	2175	08302019	289412	6.50	08/30/2019	INV	PD	Cooler rental/water 7/1/1
1777	22001253	08/12/2019	1861	08232019	289303	19.50	08/23/2019	INV	PD	Yearly Water Works 5 gal
1935	22000756	08/12/2019	2027	08232019	289303	32.50	08/23/2019	INV	PD	EST YRLY WATER BOTTLES WA
2067	22001277	07/31/2019	2164	08302019	289412	8.50	08/30/2019	INV	PD	Cooler rental/water 7/1/1
2062	22000688	07/31/2019	2159	08302019	289412	10.23	08/30/2019	INV	PD	R/O SYSTEM SERVICE CALL
2063	22001372	07/31/2019		08302019	289412	9.15	08/30/2019	INV	PD	Annual Water Works Req. f
2820	22000985	08/01/2019	2936	09122019	289656	19.50	09/13/2019	INV	PD	FY20 water and delivery f
2064	22001810	07/31/2019	2161	08302019	289412	10.23	08/30/2019	INV	PD	WATER AND COOLER RENTAL F
2065	22002308	07/31/2019	2162	08302019	289412	9.15	08/30/2019	INV	PD	Refill Water Jugs
2066	22002121	07/31/2019	2163	08302019	289412	10.23	08/30/2019	INV	PD	water cooler rental servi
2061	22001253	07/31/2019	2158	08302019	289412	9.15	08/30/2019	INV	PD	Yearly Water Works 5 gal
2079	22001363	08/07/2019	2176	08302019	289412	7.00	08/30/2019	INV	PD	Bottled water service for
1445	22001363	08/02/2019	1518	08162019	289201	6.50	08/16/2019	INV	PD	Bottled water service for
2049	22001363	08/21/2019	2146	08302019	289412	13.00	08/30/2019	INV	PD	Bottled water service for

DOCUMENT	P.O.	INV DATE	VOUCHER	CHECK RUN	CHECK #	INVOICE NET	DUE DATE	TYPE	STS	INVOICE DESCRIPTION
4474	22000985	09/26/2019	4644	10112019	290376	26.00	10/11/2019	INV	PD	FY20 water and delivery f
4509	22001363	09/18/2019	4678	10112019	290376	6.50	10/09/2019	INV	PD	Bottled water service for
3561	22000719	09/18/2019	3690	09242019	289922	13.00	09/27/2019	INV	PD	Water Works annual lease
4589	22000756	09/18/2019	4761	10112019	290376	26.00	10/11/2019	INV	PD	EST YRLY WATER BOTTLES WA
3345	22001363	09/12/2019	3473	09202019	289832	26.00	09/20/2019	INV	PD	Bottled water service for
3507	22000719	09/23/2019	3636	09242019	289922	6.50	09/27/2019	INV	PD	Water Works annual lease
3613	22001277	09/23/2019	3742	09252019	289964	13.00	09/27/2019	INV	PD	Cooler rental/water 7/1/1
3576	22001253	09/23/2019	3705	09242019	289922	26.00	09/27/2019	INV	PD	Yearly Water Works 5 gal
3615	22000756	09/23/2019	3744	09252019	289964	6.50	09/27/2019	INV	PD	EST YRLY WATER BOTTLES WA
2787	22000985	08/29/2019	2903	09122019	289656	13.00	09/13/2019	INV	PD	FY20 water and delivery f
2822	22001277	08/31/2019	2938	09122019	289656	8.50	09/13/2019	INV	PD	Cooler rental/water 7/1/1
2827	22000719	08/31/2019	2943	09122019	289656	10.23	09/13/2019	INV	PD	Water Works annual lease
2816	22000719	09/09/2019	2932	09122019	289656	6.50	09/13/2019	INV	PD	Water Works annual lease
2826	22001372	08/31/2019	2942	09122019	289656	9.15	09/13/2019	INV	PD	Annual Water Works Req. f
3566	22001277	09/09/2019	3695	09242019	289922	6.50	09/27/2019	INV	PD	Cooler rental/water 7/1/1
3338	22001253	09/09/2019	3466	09202019	289832	19.50	09/20/2019	INV	PD	Yearly Water Works 5 gal
2817	22000756	09/09/2019	2933	09122019	289656	13.00	09/13/2019	INV	PD	EST YRLY WATER BOTTLES WA
2285	22000756	08/26/2019	2391	08302019	289412	26.00	08/30/2019	INV	PD	EST YRLY WATER BOTTLES WA
2825	22001810	08/31/2019	2941	09122019	289656	10.23	09/13/2019	INV	PD	WATER AND COOLER RENTAL F
2824	22002308	08/31/2019	2940	09122019	289656	9.15	09/13/2019	INV	PD	Refill Water Jugs
2823	22002121	08/31/2019	2939	09122019	289656	10.23	09/13/2019	INV	PD	water cooler rental servi
2488	22000719	08/26/2019	2601	09062019	289525	13.00	09/06/2019	INV	PD	Water Works annual lease
2089	22001277	08/26/2019	2189	08302019	289412	6.50	08/30/2019	INV	PD	Cooler rental/water 7/1/1
2088	22001253	08/26/2019	2188	08302019	289412	26.00	08/30/2019	INV	PD	Yearly Water Works 5 gal
5322	22001363	10/16/2019	5808	10212019	290574	6.50	10/18/2019	INV	PD	Bottled water service for
5324	22001363	10/16/2019	5810	10212019	290574	6.50	10/18/2019	INV	PD	Bottled water service for
5470	22000719	10/21/2019	5962	10232019	290639	25.00	10/25/2019	INV	PD	Water Works annual lease
6206	22000592	10/21/2019	6721	11142019	291082	6.50	11/08/2019	INV	PD	Annual Requisition for Wa
5379	22001277	10/21/2019	5867	10222019	290607	13.00	10/25/2019	INV	PD	Cooler rental/water 7/1/1
5399	22001253	10/21/2019	5887	10222019	290607	19.50	10/25/2019	INV	PD	Yearly Water Works 5 gal
5471	22000756	10/21/2019	5963	10232019	290639	6.50	10/25/2019	INV	PD	EST YRLY WATER BOTTLES WA
5651	22000985	10/24/2019	6147	1028201	290750	26.00	10/31/2019	INV	PD	FY20 water and delivery f
6500	22001363	11/13/2019	7020	11142019	291119	6.50	11/15/2019	INV	PD	Bottled water service for
6733	22001363	11/13/2019	7257	11222019	291231	6.50	11/22/2019	INV	PD	Bottled water service for
6042	22000719	11/04/2019	6553	110719	290962	19.50	11/08/2019	INV	PD	Water Works annual lease
6057	22001277	11/04/2019	6568	110719	290962	6.50	11/08/2019	INV	PD	Cooler rental/water 7/1/1
6056	22001253	11/04/2019	6567	110719	290962	26.00	11/08/2019	INV	PD	Yearly Water Works 5 gal
6155	22000756	11/04/2019	6669	110719	290962	13.00	11/08/2019	INV	PD	EST YRLY WATER BOTTLES WA
6054	22001363	10/30/2019	6565	110719	290962	19.50	11/08/2019	INV	PD	Bottled water service for
502	22000582	06/03/2019	533	072619LO	288766	32.50	07/26/2019	INV	PD	ANNUAL COOLER RENTAL FOR
258	22020393	06/03/2019	277	072319jd	288649	13.00	07/26/2019	INV	PD	185050-ANNUAL COOLER RENT
239	22020036	06/03/2019	258	072319jd	288649	19.50	07/26/2019	INV	PD	Water Cooler Rental for F
253	22020276	06/03/2019	272	072319jd	288649	19.50	07/26/2019	INV	PD	EST YRLY WATER BOTTLES WA
226	22020273	06/05/2019	244	072319jd	288649	6.50	07/26/2019	INV	PD	185053- Drinking Water fo
262	22020393	06/17/2019	280	072319jd	288649	13.00	07/26/2019	INV	PD	185050-ANNUAL COOLER RENT
235	22020362	06/17/2019	253	072319jd	288649	13.00	07/26/2019	INV	PD	ANNUAL PURCHASE REQUISITI
245	22000454	06/17/2019	264	072319jd	288649	13.00	07/26/2019	INV	PD	Cooler rental/water 7/1/1
241	22020036	06/17/2019	260	072319jd	288649	19.50	07/26/2019	INV	PD	Water Cooler Rental for F
254	22020276	06/17/2019	273	072319jd	288649	19.50	07/26/2019	INV	PD	EST YRLY WATER BOTTLES WA
233	22020324	06/12/2019	251	072319jd	288649	6.50	07/26/2019	INV	PD	Bottled Water for CFD Adm
249	22020324	06/12/2019	268	072319jd	288649	6.50	07/26/2019	INV	PD	Bottled Water for CFD Adm
231	22000424	06/18/2019	249	072319jd	288649	6.50	07/26/2019	INV	PD	185047-WATER DELIVERY SER
229	22020273	06/20/2019	247	072319jd	288649	6.50	07/26/2019	INV	PD	185053- Drinking Water fo
246	22020324	06/26/2019	266	072319jd	288649	13.00	07/26/2019	INV	PD	Bottled Water for CFD Adm
4561	22000719	10/07/2019	4731	10112019	290376	6.50	10/11/2019	INV	PD	Water Works annual lease

DOCUMENT	P.O.	INV DATE	VOUCHER	CHECK RUN	CHECK #	INVOICE NET	DUE DATE	TYPE	STS	INVOICE DESCRIPTION
6205	22000592	10/07/2019	6720	11142019	291082	6.50	11/08/2019	INV	PD	Annual Requisition for Wa
4563	22001277	10/07/2019	4733	10112019	290376	6.50	10/11/2019	INV	PD	Cooler rental/water 7/1/1
4293	22001253	10/07/2019	4454	10102019	290280	26.00	10/11/2019	INV	PD	Yearly Water Works 5 gal
4564	22000756	10/07/2019	4734	10112019	290376	19.50	10/11/2019	INV	PD	EST YRLY WATER BOTTLES WA
4697	22001363	10/08/2019	4870	10152019	290410	69.50	10/18/2019	INV	PD	Bottled water service for
6634	22000985	11/07/2019	7154	11152019	291144	13.00	11/15/2019	INV	PD	FY20 water and delivery f
6687	22000719	11/18/2019	7209	11222019	291231	26.00	11/22/2019	INV	PD	Water Works annual lease
7395	22000592	11/18/2019	7943	12112019	291550	13.00	12/13/2019	INV	PD	Annual Requisition for Wa
6725	22001277	11/18/2019	7249	11222019	291231	6.50	11/22/2019	INV	PD	Cooler rental/water 7/1/1
6773	22001253	11/18/2019	7299	11222019	291231	19.50	11/22/2019	INV	PD	Yearly Water Works 5 gal
6772	22000756	11/18/2019	7298	11222019	291231	6.50	11/22/2019	INV	PD	EST YRLY WATER BOTTLES WA
7181	22000985	11/21/2019	7722	11262019	291384	6.50	11/29/2019	INV	PD	FY20 water and delivery f
7268	22001190	11/19/2019	7810	12032019	291450	13.00	12/06/2019	INV	PD	2019-20 annual service co
9339	22001277	01/13/2020	10773	01142020	292081	6.50	01/17/2020	INV	PD	Cooler rental/water 7/1/1
9336	22001253	01/13/2020	10770	01142020	292081	19.50	01/17/2020	INV	PD	Yearly Water Works 5 gal
9327	22000756	01/13/2020	10760	01142020	292081	6.50	01/17/2020	INV	PD	EST YRLY WATER BOTTLES WA
7636	22001277	11/30/2019	8190	12112019	291550	8.50	12/13/2019	INV	PD	Cooler rental/water 7/1/1
7627	22000719	12/02/2019	8181	12112019	291550	13.00	12/13/2019	INV	PD	Water Works annual lease
7628	22000719	11/30/2019	8182	12112019	291550	10.23	12/13/2019	INV	PD	Water Works annual lease
7253	22001277	12/02/2019	7795	12032019	291450	6.50	12/06/2019	INV	PD	Cooler rental/water 7/1/1
7241	22001253	12/02/2019	7782	12032019	291450	26.00	12/06/2019	INV	PD	Yearly Water Works 5 gal
7599	22000756	12/02/2019	8152	12112019	291550	6.50	12/13/2019	INV	PD	EST YRLY WATER BOTTLES WA
7629	22001372	11/30/2019	8183	12112019	291550	9.15	12/13/2019	INV	PD	Annual Water Works Req. f
7630	22001388	11/30/2019	8184	12112019	291550	12.38	12/13/2019	INV	PD	Annual cooler rental Lab
7633	22001810	11/30/2019	8187	12112019	291550	10.23	12/13/2019	INV	PD	WATER AND COOLER RENTAL F
7634	22020036	11/30/2019	8188	12112019	291550	9.15	12/13/2019	INV	PD	Water Cooler Rental for F
7635	22000443	11/30/2019	8189	12112019	291550	9.15	12/13/2019	INV	PD	annual water and cooler r
7526	22000985	12/05/2019	8077	12112019	291550	13.00	12/13/2019	INV	PD	FY20 water and delivery f
9121	22001363	12/11/2019	10543	01102020	292022	13.00	01/10/2020	INV	PD	Bottled water service for
7789	22001363	12/11/2019	8345	12172019	291657	19.50	12/20/2019	INV	PD	Bottled water service for
7763	22000719	12/16/2019	8319	12172019	291657	19.50	12/20/2019	INV	PD	Water Works annual lease
8932	22001277	12/16/2019	10352	01072020	291966	13.00	01/03/2020	INV	PD	Cooler rental/water 7/1/1
7783	22001277	12/16/2019	8339	12172019	291657	6.50	12/20/2019	INV	PD	Cooler rental/water 7/1/1
7782	22001253	12/16/2019	8338	12172019	291657	19.50	12/20/2019	INV	PD	Yearly Water Works 5 gal
7862	22000756	12/16/2019	8694	12202019	291752	13.00	12/20/2019	INV	PD	EST YRLY WATER BOTTLES WA
8808	22000719	12/30/2019	10225	01072020	291966	13.00	01/03/2020	INV	PD	Water Works annual lease
8946	22000592	12/30/2019	10366	01072020	291966	6.50	01/03/2020	INV	PD	Annual Requisition for Wa
8332	22001253	12/30/2019	9748	12312019	291847	13.00	12/31/2019	INV	PD	Yearly Water Works 5 gal
8805	22000756	12/30/2019	10222	01072020	291966	6.50	01/03/2020	INV	PD	EST YRLY WATER BOTTLES WA
8366	22000985	12/19/2019	9782	12312019	291847	13.00	12/31/2019	INV	PD	FY20 water and delivery f
9115	22001277	12/31/2019	10537	01102020	292022	8.50	01/10/2020	INV	PD	Cooler rental/water 7/1/1
9114	22000719	12/31/2019	10536	01102020	292022	10.23	01/10/2020	INV	PD	Water Works annual lease
9113	22001372	12/31/2019	10535	01102020	292022	9.15	01/10/2020	INV	PD	Annual Water Works Req. f
8936	22000985	01/02/2020	10356	01072020	291966	13.00	01/03/2020	INV	PD	FY20 water and delivery f
9112	22001388	12/31/2019	10534	01102020	292022	12.38	01/10/2020	INV	PD	Annual cooler rental Lab
9111	22001810	12/31/2019	10533	01102020	292022	10.23	01/10/2020	INV	PD	WATER AND COOLER RENTAL F
9110	22001253	12/31/2019	10532	01102020	292022	9.15	01/10/2020	INV	PD	Yearly Water Works 5 gal
9109	22002308	12/31/2019	10531	01102020	292022	9.15	01/10/2020	INV	PD	Refill Water Jugs
9208	22001363	01/08/2020	10635	01142020	292081	6.50	01/17/2020	INV	PD	Bottled water service for
9207	22001363	01/08/2020	10634	01142020	292081	19.50	01/17/2020	INV	PD	Bottled water service for
9428	22000719	01/13/2020	10862	01212020	292177	19.50	01/24/2020	INV	PD	Water Works annual lease
9703	22000985	01/16/2020	11148	01242020	292272	13.00	01/24/2020	INV	PD	FY20 water and delivery f
10611	22001277	02/10/2020	12094	021120	292656	6.50	02/14/2020	INV	PD	Cooler rental/water 7/1/1
10658	22001253	02/10/2020	12143	021420	292765	19.50	02/14/2020	INV	PD	Yearly Water Works 5 gal
10656	22000756	02/10/2020	12141	021420	292765	19.50	02/14/2020	INV	PD	EST YRLY WATER BOTTLES WA

DOCUMENT	P.O.	INV DATE	VOUCHER	CHECK RUN	CHECK #	INVOICE NET	DUE DATE	TYPE	STS	INVOICE DESCRIPTION
10778	22000719	02/10/2020	12265	021420	292765	19.50	02/14/2020	INV	PD	Water Works annual lease
503	22000582	06/17/2019	534	072619LO	288766	26.00	07/26/2019	INV	PD	ANNUAL COOLER RENTAL FOR
10826	22001190	02/11/2020	12313	021420	292765	19.50	02/14/2020	INV	PD	2019-20 annual service co
10962	22000985	02/13/2020	12453	021820	292802	13.00	02/21/2020	INV	PD	FY20 water and delivery f
11265	22001277	02/24/2020	12761	022520	292954	6.50	02/28/2020	INV	PD	Cooler rental/water 7/1/1
11281	22001253	02/24/2020	12777	022520	292954	26.00	02/28/2020	INV	PD	Yearly Water Works 5 gal
11377	22000719	02/24/2020	12876	022820	293060	26.00	02/28/2020	INV	PD	Water Works annual lease
11365	22000756	02/24/2020	12864	022820	293060	13.00	02/28/2020	INV	PD	EST YRLY WATER BOTTLES WA
12758	22000719	03/23/2020	14292	032420	293552	19.50	03/27/2020	INV	PD	Water Works annual lease
12677	22001277	03/23/2020	14207	032420	293552	6.50	03/27/2020	INV	PD	Cooler rental/water 7/1/1
12681	22001253	03/23/2020	14211	032420	293552	26.00	03/27/2020	INV	PD	Yearly Water Works 5 gal
12672	22000756	03/23/2020	14203	032420	293552	19.50	03/27/2020	INV	PD	EST YRLY WATER BOTTLES WA
10186	22000985	01/30/2020	11656	01312020	292447	13.00	01/31/2020	INV	PD	FY20 water and delivery f
10034	22000719	01/27/2020	11499	01312020	292447	19.50	01/31/2020	INV	PD	Water Works annual lease
10340	22000592	01/27/2020	11812	020420	292544	13.00	02/07/2020	INV	PD	Annual Requisition for Wa
10035	22001277	01/27/2020	11500	01312020	292447	13.00	01/31/2020	INV	PD	Cooler rental/water 7/1/1
10067	22001253	01/27/2020	11532	01312020	292447	19.50	01/31/2020	INV	PD	Yearly Water Works 5 gal
9928	22000756	01/27/2020	11382	012820	292374	6.50	01/31/2020	INV	PD	EST YRLY WATER BOTTLES WA
10458	22001277	01/31/2020	11935	020720	292629	8.50	02/07/2020	INV	PD	Cooler rental/water 7/1/1
10451	22000719	01/31/2020	11929	020720	292629	10.23	02/07/2020	INV	PD	Water Works annual lease
10453	22001372	01/31/2020	11930	020720	292629	9.15	02/07/2020	INV	PD	Annual Water Works Req. f
10454	22001253	01/31/2020	11931	020720	292629	9.15	02/07/2020	INV	PD	Yearly Water Works 5 gal
10455	22001388	01/31/2020	11932	020720	292629	12.38	02/07/2020	INV	PD	Annual cooler rental Lab
10654	22001363	02/05/2020	12139	021420	292765	6.50	02/14/2020	INV	PD	Bottled water service for
10655	22001363	02/05/2020	12140	021420	292765	26.00	02/14/2020	INV	PD	Bottled water service for
10456	22001810	01/31/2020	11933	020720	292629	10.23	02/07/2020	INV	PD	WATER AND COOLER RENTAL F
10450	22002308	01/31/2020	11927	020720	292629	9.15	02/07/2020	INV	PD	Refill Water Jugs
11740	22000985	02/27/2020	13248	032020	293124	13.00	03/06/2020	INV	PD	FY20 water and delivery f
12215	22000719	03/09/2020	13734	031320	293344	32.50	03/13/2020	INV	PD	Water Works annual lease
12013	22001277	03/09/2020	13528	031020	293248	6.50	03/13/2020	INV	PD	Cooler rental/water 7/1/1
12217	22001253	03/09/2020	13736	031320	293344	26.00	03/13/2020	INV	PD	Yearly Water Works 5 gal
12019	22000756	03/09/2020	13534	031020	293248	6.50	03/13/2020	INV	PD	EST YRLY WATER BOTTLES WA
12464	22001363	03/04/2020	13989	032020	293490	26.00	03/20/2020	INV	PD	Bottled water service for
12955	22000985	03/12/2020	14493	03312020	293701	13.00	03/31/2020	INV	PD	FY20 water and delivery f
10608	22001426	02/10/2020	12090	021120	292656	13.00	02/14/2020	INV	PD	Annual Water Bottle Excha
335	22000582	06/10/2019	358	072319jd	288649	19.50	07/26/2019	INV	PD	ANNUAL COOLER RENTAL FOR
603	22001426	07/22/2019	635	073119	288848	45.50	07/31/2019	INV	PD	Annual Water Bottle Excha
1155	22001426	08/05/2019	1217	08122019	289056	39.00	08/09/2019	INV	PD	Annual Water Bottle Excha
1936	22001426	08/13/2019	2028	08232019	289303	32.50	08/23/2019	INV	PD	Annual Water Bottle Excha
2821	22001426	08/19/2019	2937	09122019	289656	32.50	09/13/2019	INV	PD	Annual Water Bottle Excha
2829	22001388	08/30/2019	2945	09122019	289656	12.38	09/13/2019	INV	PD	Annual cooler rental Lab
3191	22001426	09/10/2019	3317	09202019	289832	39.00	09/20/2019	INV	PD	Annual Water Bottle Excha
3288	22001426	09/16/2019	3416	09202019	289832	13.00	09/20/2019	INV	PD	Annual Water Bottle Excha
4066	22001426	09/23/2019	4207	10042019	290212	19.50	10/04/2019	INV	PD	Annual Water Bottle Excha
4578	22001277	09/30/2019	4749	10112019	290376	8.50	10/11/2019	INV	PD	Cooler rental/water 7/1/1
5237	22001426	10/14/2019	5722	10182019	290488	19.50	10/18/2019	INV	PD	Annual Water Bottle Excha
5675	22001426	10/22/2019	6171	1028201	290750	26.00	10/31/2019	INV	PD	Annual Water Bottle Excha
4585	22000719	09/30/2019	4756	10112019	290376	10.23	10/11/2019	INV	PD	Water Works annual lease
4566	22001372	09/30/2019	4736	10112019	290376	9.15	10/11/2019	INV	PD	Annual Water Works Req. f
4569	22001253	09/30/2019	4738	10112019	290376	9.15	10/11/2019	INV	PD	Yearly Water Works 5 gal
6197	22001388	10/30/2019	6712	11142019	291082	12.38	11/08/2019	INV	PD	Annual cooler rental Lab
4582	22001388	09/30/2019	4753	10112019	290376	12.38	10/11/2019	INV	PD	Annual cooler rental Lab
6162	22001426	11/04/2019	6676	110719	290962	32.50	11/08/2019	INV	PD	Annual Water Bottle Excha
6478	22001426	11/12/2019	6998	11142019	291119	19.50	11/15/2019	INV	PD	Annual Water Bottle Excha
6679	22001426	11/18/2019	7201	11222019	291231	26.00	11/22/2019	INV	PD	Annual Water Bottle Excha

DOCUMENT	P.O.	INV DATE	VOUCHER	CHECK RUN	CHECK #	INVOICE NET	DUE DATE	TYPE	STS	INVOICE DESCRIPTION
4570	22001810	09/30/2019	4740	10112019	290376	10.23	10/11/2019	INV	PD	WATER AND COOLER RENTAL F
6780	22004199	11/20/2019	7306	11222019	291231	1,005.00	11/22/2019	INV	PD	Holding tank for RO Syste
6779	22004124	11/20/2019	7305	11222019	291231	1,915.00	11/22/2019	INV	PD	R/O System for ice machin
7250	22001426	12/02/2019	7792	12032019	291450	26.00	12/06/2019	INV	PD	Annual Water Bottle Excha
4572	22002308	09/30/2019	4742	10112019	290376	9.15	10/11/2019	INV	PD	Refill Water Jugs
5343	22002121	09/30/2019	5829	10212019	290574	10.23	10/18/2019	INV	PD	water cooler rental servi
7764	22001426	12/16/2019	8320	12172019	291657	52.00	12/20/2019	INV	PD	Annual Water Bottle Excha
9173	22001426	01/06/2020	10596	01142020	292081	39.00	01/17/2020	INV	PD	Annual Water Bottle Excha
10433	22001426	02/03/2020	11910	020720	292629	32.50	02/07/2020	INV	PD	Annual Water Bottle Excha
9434	22001426	01/13/2020	10868	01212020	292177	26.00	01/24/2020	INV	PD	Annual Water Bottle Excha
9872	22001426	01/21/2020	11324	012820	292374	19.50	01/31/2020	INV	PD	Annual Water Bottle Excha
11112	22001426	02/19/2020	12605	022120	292892	32.50	02/21/2020	INV	PD	Annual Water Bottle Excha
11749	22001426	03/02/2020	13258	032020	293124	26.00	03/06/2020	INV	PD	Annual Water Bottle Excha
12027	22001426	03/01/2020	13543	031020	293248	26.00	03/13/2020	INV	PD	Annual Water Bottle Excha
12444	22001426	03/16/2020	13969	032020	293490	32.50	03/20/2020	INV	PD	Annual Water Bottle Excha
						6,696.98				
8104 WHPACIFIC INC.										
3950	22002726	09/12/2019	4088	10042019	290220	174.50	10/04/2019	INV	PD	Dust Masks for Various Cr
8166 WORLD TRADE PRESS										
7723	22002279	07/12/2019	8278	12132019	291639	1,030.00	12/13/2019	INV	PD	World Trade Press Databas
7724	22002279	08/15/2019	8279	12132019	291639	250.00	12/13/2019	INV	PD	World Trade Press Databas
						1,280.00				
8205 WILSON & COMPANY INC										
7707	22004128	12/11/2019	8262	12132019	291638	3,000.00	12/13/2019	INV	PD	Professional Services to
12480	22006335	03/10/2020	14006	032020	293496	5,962.50	03/20/2020	INV	PD	Development & Update of M
						8,962.50				
8216 THINK TREES NEW MEXICO										
12829	22005447	01/15/2020	14364	032720	293640	160.00	03/27/2020	INV	PD	Registration for Michael
9665	22005165	01/06/2020	11109	01242020	292273	480.00	01/24/2020	INV	PD	Think Trees: An Urban Tre
10606	22005447	01/15/2020	12088	021120	292657	160.00	02/14/2020	INV	PD	Registration for Michael
						800.00				
8218 JIM WITT & ASSOCIATES										
10683	22005647	02/11/2020	12169	021420	292717	500.00	02/14/2020	INV	PD	Appraisal of city buildin
6315	22002760	08/13/2019	6833	11122019	291007	807.34	11/08/2019	INV	PD	Land and Rent Appraisal a
6985	22004251	11/15/2019	7520	11222019	291297	200.00	11/22/2019	INV	PD	Appraisal for Parking Lot
12081	22006442	03/09/2020	13598	031320	293310	800.00	03/13/2020	INV	PD	Appraisal for Avalon Ranc
1947	22001782	08/21/2019	2039	082319	289450	350.00	08/23/2019	INV	PD	Real Estate appraisal for
12432	22006677	03/16/2020	13957	031720	293390	750.00	03/17/2020	INV	PD	Appraisal of Shorthorn, N
						3,407.34				
8336 WESTERN ENTERPRISES, INC										
2251	22001174	06/12/2019	2357	08302019	289425	59,841.25	08/30/2019	INV	PD	Fireworks
8364 WEX BANK										

DOCUMENT	P.O.	INV DATE	VOUCHER	CHECK RUN	CHECK #	INVOICE NET	DUE DATE	TYPE	STS	INVOICE DESCRIPTION
10357	22000997	01/31/2020	11829		1312020	5,009.86	01/31/2020	DIR	PD	WEX
10360		01/31/2020	11835		1312020	-24.56	01/31/2020	CRM	PD	Credit on WEX for The Gra
2430	22020136	05/30/2019	2541		78337	25.97	07/23/2019	DIR	PD	BATTERIES FOR HAZ MAT ID
2436	22020308	06/28/2019	2547		84424	246.70	07/23/2019	DIR	PD	WEX card for Southard Ser
9811	22001566	08/22/2019	11262	WIRE_001	82219	12,463.92	08/31/2019	DIR	PD	Hotel Reservation Drury I
10365	22003716	11/30/2019	11839		11302019	14,155.35	11/30/2019	DIR	PD	WEX
10812	22004368	12/31/2019	12299		1231	12,489.81	12/31/2019	DIR	PD	WEX
2441	22020013	05/29/2019	2552		3142	150.00	07/23/2019	DIR	PD	Course Fees - CPO Certifi
2423	22020333	06/24/2019	2534		16828	200.00	07/23/2019	DIR	PD	FLIGHT FROM ROSWELL TO DA
2447	22020137	06/17/2019	2559		81362	163.07	07/23/2019	DIR	PD	HOTEL ROOM FOR JAMES BURT
2440	22020055	05/31/2019	2551		64594	156.03	07/23/2019	DIR	PD	192325- Proper Attire for
2424	22020188	06/24/2019	2536		72334	1,423.00	07/23/2019	DIR	PD	192692-FOR RAY BENAVIDEZ
2437	22020138	06/07/2019	2549		18582	107.04	07/23/2019	DIR	PD	HOTEL ROOMS FOR AHRENS AN
2439	22000473	05/31/2019	2550		54213	4.99	07/23/2019	DIR	PD	Toll Bridge Charge for PD
2431	22020184	06/13/2019	2542		59753	417.00	07/23/2019	DIR	PD	192689-FOR RAY BENAVIDEZ
2428	22020326	06/27/2019	2539		75102	150.00	07/23/2019	DIR	PD	ARBITRATOR BIO'S
2429	22000453	06/16/2019	2540		88727	190.00	07/23/2019	DIR	PD	Membership dues for Scot
2444	22002627	06/21/2019	2555		51920	473.26	07/23/2019	DIR	PD	Airfare for Earl Phelps 7
449	22020200	06/23/2019	478	072619jd	288725	851.58	07/26/2019	INV	PD	184821- Fuel for Airport
450	22001294	06/23/2019	479	072619jd	288725	541.41	07/26/2019	INV	PD	FUEL FOR LAST FISCAL YEAR
451	22000444	06/23/2019	480	072619jd	288725	729.45	07/26/2019	INV	PD	annual fuel service FY Ju
452	22020231	06/23/2019	481	072619jd	288725	63.36	07/26/2019	INV	PD	184796-fuel for Community
453	22020337	06/23/2019	482	072619jd	288725	1,149.36	07/26/2019	INV	PD	184801-VEHICLE FUEL FOR F
454	22020250	06/23/2019	483	072619jd	288725	1,845.76	07/26/2019	INV	PD	EST YEARLY COST FOR FUEL
456	22000542	06/23/2019	485	072619jd	288725	1,045.22	07/26/2019	INV	PD	WEX P.O. 184814
457	22020041	06/23/2019	486	072619jd	288725	127.41	07/26/2019	INV	PD	Annual Fuel for Safety Ma
458	22020394	06/23/2019	487	072619jd	288725	689.92	07/26/2019	INV	PD	Vehicle Fuel
459	22020001	06/23/2019	488	072619jd	288725	35.39	07/26/2019	INV	PD	FUEL FOR FINANCE VEHICLE
460	22001354	06/23/2019	489	072619jd	288725	6,188.93	07/26/2019	INV	PD	Fuel for June 2019
461	22000532	06/23/2019	490	072619jd	288725	410.78	07/26/2019	INV	PD	ANNUAL FUEL SERVICE FOR G
462	22020096	06/23/2019	491	072619jd	288725	906.13	07/26/2019	INV	PD	184812-WEX-Fuel for Golf
463	22001276	06/23/2019	492	072619jd	288725	2.00	07/26/2019	INV	PD	WEX Reg for AS400 Balance
465	22000583	06/23/2019	494	072619jd	288725	127.69	07/26/2019	INV	PD	FUEL COSTS FOR JULY 2018
466	22020164	06/23/2019	495	072619jd	288725	2.00	07/26/2019	INV	PD	184800-Wex - Fuel for N.
467	22000525	06/23/2019	496	072619jd	288725	1,790.58	07/26/2019	INV	PD	Fuel usage for the parks
468	22000882	06/23/2019	497	072619jd	288725	1,387.21	07/26/2019	INV	PD	184811-ANNUAL FUEL FOR PE
469	22000515	06/23/2019	498	072619jd	288725	13,992.11	07/26/2019	INV	PD	FUEL FOR CPD FLEET FY 7/1
470	22000434	06/23/2019	499	072619jd	288725	4.00	07/26/2019	INV	PD	185371-Wex-Vehicle Fuel f
471	22000674	06/23/2019	500	072619jd	288725	24,586.98	07/26/2019	INV	PD	ANNUAL COST FOR FUEL FOR
472	22000460	06/23/2019	501	072619jd	288725	3,860.52	07/26/2019	INV	PD	Fuel from 7/18-6/19 po 18
473	22000721	06/23/2019	502	072619jd	288725	4,848.69	07/26/2019	INV	PD	Annual PO - Transit fuel
475	22000673	06/23/2019	504	072619jd	288725	5,096.45	07/26/2019	INV	PD	EST YRLY FUEL WATER DEPT
478	22020054	06/23/2019	509	072619jd	288725	13.70	07/26/2019	INV	PD	186046- Fuel for the Wate
476	22020286	06/23/2019	506	072619jd	288725	2,393.19	07/26/2019	INV	PD	EST YRLY FUEL COST FOR WW
477	22001358	06/23/2019	508	072619jd	288725	463.77	07/26/2019	INV	PD	ANNUAL FUEL COST FOR WWTP
6441	22002139	10/23/2019	6961	11142019	291125	74,811.39	11/15/2019	INV	PD	Provide fuel for equipmen
10983	22002139	01/23/2020	12476	021820	292806	64,641.72	02/21/2020	INV	PD	Provide fuel for equipmen
2427	22020187	06/11/2019	2538		17	1,845.00	07/23/2019	DIR	PD	192688-FOR RAY BENAVIDEZ
2446	22020163	05/29/2019	2558		14377	220.17	07/23/2019	DIR	PD	Appreciation Award - Bob
1681	22000722	07/23/2019	1760	08162019	289208	3,627.97	08/16/2019	INV	PD	EST YRLY FUEL WATER DEPT
1716	22002157	07/23/2019	1795	08162019	289208	4,728.72	08/16/2019	INV	PD	FUEL FOR CPD FLEET FY 20
1708	22001551	07/23/2019	1788	08162019	289208	2,349.94	08/16/2019	INV	PD	Gas Card Fuel Purchases f
1730	22001551	07/23/2019	1810	08162019	289208	5,505.36	08/16/2019	INV	PD	Gas Card Fuel Purchases f
1710	22001383	07/23/2019	1790	08162019	289208	193.91	08/16/2019	INV	PD	ANNUAL FUEL SERVICE FOR G

DOCUMENT	P.O.	INV DATE	VOUCHER	CHECK RUN	CHECK #	INVOICE NET	DUE DATE	TYPE	STS	INVOICE DESCRIPTION
1711	22000792	07/23/2019	1791	08162019	289208	583.57	08/16/2019	INV	PD	Fuel for golf course vehi
1712	22000767	07/23/2019	1792	08162019	289208	30.88	08/16/2019	INV	PD	Annual Requisition for WE
1731	22000619	07/23/2019	1812	08162019	289208	123.87	08/16/2019	INV	PD	Annual Requisition for Fu
1757	22002310	07/23/2019	1840	08162019	289208	2.00	08/16/2019	INV	PD	YEARLY FUEL - NMSRC ACTIV
1715	22000895	07/23/2019	1794	08162019	289208	354.46	08/16/2019	INV	PD	Fuel for PERD Vehicles Ju
1714	22001084	07/23/2019	1793	08162019	289208	763.07	08/16/2019	INV	PD	Parks annual fuel usage
1718	22001470	07/23/2019	1797	08162019	289208	7,931.17	08/16/2019	INV	PD	EST YRLY COST VEHICLE FUE
1719	22002142	07/23/2019	1798	08162019	289208	1,461.99	08/16/2019	INV	PD	Fuel Service for Street J
1729	22001060	07/23/2019	1809	08162019	289208	1,429.96	08/16/2019	INV	PD	Annual PO for Transit Fue
1723	22000722	07/23/2019	1803	08162019	289208	1,344.40	08/16/2019	INV	PD	EST YRLY FUEL WATER DEPT
1725	22000988	07/23/2019	1805	08162019	289208	11.89	08/16/2019	INV	PD	FY20 Fuel for Water Park
1682	22000988	07/23/2019	1761	08162019	289208	2.00	08/16/2019	INV	PD	FY20 Fuel for Water Park
1726	22000924	07/23/2019	1806	08162019	289208	792.99	08/16/2019	INV	PD	EST YRLY FUEL COST FOR WW
1727	22001295	07/23/2019	1807	08162019	289208	176.02	08/16/2019	INV	PD	Annual Fuel Cost for the
1684	22001295	07/23/2019	1764	08162019	289208	293.31	08/16/2019	INV	PD	Annual Fuel Cost for the
1678	22001060	07/23/2019	1757	08162019	289208	3,628.14	08/16/2019	INV	PD	Annual PO for Transit Fue
1697	22002139	07/23/2019	1776	08162019	289208	300.57	08/16/2019	INV	PD	Provide fuel for equipmen
1618	22002139	07/23/2019	1694	08162019	289208	221.90	08/16/2019	INV	PD	Provide fuel for equipmen
1700	22002141	07/23/2019	1779	08162019	289208	337.77	08/16/2019	INV	PD	FUEL FOR FISCAL YEAR FOR
1619	22002141	07/23/2019	1695	08162019	289208	359.35	08/16/2019	INV	PD	FUEL FOR FISCAL YEAR FOR
1701	22001158	07/23/2019	1780	08162019	289208	283.01	08/16/2019	INV	PD	annual fuel service FY Ju
1620	22001158	07/23/2019	1696	08162019	289208	659.30	08/16/2019	INV	PD	annual fuel service FY Ju
1702	22001237	07/23/2019	1781	08162019	289208	283.53	08/16/2019	INV	PD	FY20 Cost of Operating Ve
1622	22001237	07/23/2019	1698	08162019	289208	717.41	08/16/2019	INV	PD	FY20 Cost of Operating Ve
1704	22000823	07/23/2019	1783	08162019	289208	399.78	08/16/2019	INV	PD	EST YRLY COST ON FUEL FOR
1623	22000823	07/23/2019	1699	08162019	289208	1,405.50	08/16/2019	INV	PD	EST YRLY COST ON FUEL FOR
1705	22002140	07/23/2019	1785	08162019	289208	237.18	08/16/2019	INV	PD	Fuel for Electrical for f
1624	22002140	07/23/2019	1700	08162019	289208	646.47	08/16/2019	INV	PD	Fuel for Electrical for f
1706	22000943	07/23/2019	1786	08162019	289208	40.16	08/16/2019	INV	PD	Annual PO - Fuel for Safe
1625	22000943	07/23/2019	1701	08162019	289208	124.15	08/16/2019	INV	PD	Annual PO - Fuel for Safe
1627	22000993	07/23/2019	1704	08162019	289208	32.76	08/16/2019	INV	PD	Fuel for Finance vehicle
1707	22001016	07/23/2019	1787	08162019	289208	196.05	08/16/2019	INV	PD	FY20 Fuel Costs for Facil
1626	22001016	07/23/2019	1702	08162019	289208	461.01	08/16/2019	INV	PD	FY20 Fuel Costs for Facil
1628	22001383	07/23/2019	1705	08162019	289208	276.09	08/16/2019	INV	PD	ANNUAL FUEL SERVICE FOR G
1629	22000792	07/23/2019	1706	08162019	289208	990.25	08/16/2019	INV	PD	Fuel for golf course vehi
1630	22000767	07/23/2019	1707	08162019	289208	2.00	08/16/2019	INV	PD	Annual Requisition for WE
1633	22000908	07/23/2019	1710	08162019	289208	49.84	08/16/2019	INV	PD	Annual PO for fuel costs
1641	22001084	07/23/2019	1713	08162019	289208	1,477.99	08/16/2019	INV	PD	Parks annual fuel usage
1645	22002157	07/23/2019	1723	08162019	289208	11,137.59	08/16/2019	INV	PD	FUEL FOR CPD FLEET FY 20
1643	22000895	07/23/2019	1721	08162019	289208	853.39	08/16/2019	INV	PD	Fuel for PERD Vehicles Ju
1648	22000967	07/23/2019	1726	08162019	289208	4.00	08/16/2019	INV	PD	FY 20 Fuel for Vehicles f
1650	22001470	07/23/2019	1728	08162019	289208	18,519.85	08/16/2019	INV	PD	EST YRLY COST VEHICLE FUE
1653	22002142	07/23/2019	1731	08162019	289208	3,463.47	08/16/2019	INV	PD	Fuel Service for Street J
1683	22000924	07/23/2019	1762	08162019	289208	1,518.30	08/16/2019	INV	PD	EST YRLY FUEL COST FOR WW
7758	22002139	11/23/2019	8314	12172019	291660	69,315.20	12/20/2019	INV	PD	Provide fuel for equipmen
11779	22005143	03/04/2020	13288		7790	10,387.49	03/04/2020	DIR	PD	Annual Membership for Sco
9296	22002139	12/23/2019	10728	01142020	292091	65,053.28	01/17/2020	INV	PD	Provide fuel for equipmen
12634	22002139	03/20/2020	14163	0320	293499	67,708.31	03/20/2020	INV	PD	Provide fuel for equipmen
13697		03/24/2020	15257		2038	-452.02	03/24/2020	CRM	PD	WEX
13698		03/24/2020	15258		324	-764.55	03/24/2020	CRM	PD	WEX Credit
13693	22005735	03/24/2020	15254		320	16,907.40	03/24/2020	DIR	PD	WEX March 2020
4636	22002139	09/23/2019	4807	10152019	290413	737.98	10/18/2019	INV	PD	Provide fuel for equipmen
4637	22002141	09/23/2019	4808	10152019	290413	563.67	10/18/2019	INV	PD	FUEL FOR FISCAL YEAR FOR
4638	22001158	09/23/2019	4809	10152019	290413	948.34	10/18/2019	INV	PD	annual fuel service FY Ju
4639	22000720	09/23/2019	4810	10152019	290413	46.99	10/18/2019	INV	PD	FY20 Fuel Costs for Commu

DOCUMENT	P.O.	INV DATE	VOUCHER	CHECK RUN	CHECK #	INVOICE NET	DUE DATE	TYPE	STS	INVOICE DESCRIPTION
4640	22001237	09/23/2019	4811	10152019	290413	723.80	10/18/2019	INV	PD	FY20 Cost of Operating Ve
4641	22000823	09/23/2019	4812	10152019	290413	2,272.56	10/18/2019	INV	PD	EST YRLY COST ON FUEL FOR
4642	22002140	09/23/2019	4813	10152019	290413	881.01	10/18/2019	INV	PD	Fuel for Electrical for f
4643	22000943	09/23/2019	4814	10152019	290413	147.62	10/18/2019	INV	PD	Annual PO - Fuel for Safe
4645	22000993	09/23/2019	4816	10152019	290413	2.00	10/18/2019	INV	PD	Fuel for Finance vehicle
4646	22001551	09/23/2019	4817	10152019	290413	6,252.97	10/18/2019	INV	PD	Gas Card Fuel Purchases f
4644	22001016	09/23/2019	4815	10152019	290413	525.76	10/18/2019	INV	PD	FY20 Fuel Costs for Facil
4647	22001383	09/23/2019	4818	10152019	290413	285.05	10/18/2019	INV	PD	ANNUAL FUEL SERVICE FOR G
4648	22000792	09/23/2019	4819	10152019	290413	1,078.09	10/18/2019	INV	PD	Fuel for golf course vehi
4649	22000767	09/23/2019	4820	10152019	290413	44.91	10/18/2019	INV	PD	Annual Requisition for WE
4650	22000908	09/23/2019	4821	10152019	290413	97.96	10/18/2019	INV	PD	Annual PO for fuel costs
4651	22002310	09/23/2019	4822	10152019	290413	2.00	10/18/2019	INV	PD	YEARLY FUEL - NMSRC ACTIV
4652	22001084	09/23/2019	4823	10152019	290413	1,891.81	10/18/2019	INV	PD	Parks annual fuel usage
4654	22002157	09/23/2019	4825	10152019	290413	15,485.68	10/18/2019	INV	PD	FUEL FOR CPD FLEET FY 20
4730	22000895	09/23/2019	4904	10152019	290413	832.72	10/18/2019	INV	PD	Fuel for PERD Vehicles Ju
4655	22000967	09/23/2019	4826	10152019	290413	4.00	10/18/2019	INV	PD	FY 20 Fuel for Vehicles f
4656	22001470	09/23/2019	4827	10152019	290413	24,236.82	10/18/2019	INV	PD	EST YRLY COST VEHICLE FUE
4657	22002142	09/23/2019	4828	10152019	290413	5,142.17	10/18/2019	INV	PD	Fuel Service for Street J
4658	22001060	09/23/2019	4829	10152019	290413	4,955.37	10/18/2019	INV	PD	Annual PO for Transit Fue
4659	22000722	09/23/2019	4830	10152019	290413	4,502.91	10/18/2019	INV	PD	EST YRLY FUEL WATER DEPT
4660	22000988	09/23/2019	4831	10152019	290413	2.00	10/18/2019	INV	PD	FY20 Fuel for Water Park
4661	22000924	09/23/2019	4832	10152019	290413	2,584.13	10/18/2019	INV	PD	EST YRLY FUEL COST FOR WW
4662	22001295	09/23/2019	4833	10152019	290413	427.07	10/18/2019	INV	PD	Annual Fuel Cost for the
6237	22002846	10/08/2019	6753		100819	15,214.90	10/31/2019	DIR	PD	Big Doggy Bandanna
2935	22002140	08/23/2019	3054	09162019	289688	1,032.34	09/20/2019	INV	PD	Fuel for Electrical for f
2938	22000993	08/23/2019	3057	09162019	289688	62.55	09/20/2019	INV	PD	Fuel for Finance vehicle
2939	22001551	08/23/2019	3058	09162019	289688	6,800.74	09/20/2019	INV	PD	Gas Card Fuel Purchases f
2940	22001383	08/23/2019	3059	09162019	289688	607.19	09/20/2019	INV	PD	ANNUAL FUEL SERVICE FOR G
2941	22000792	08/23/2019	3060	09162019	289688	820.84	09/20/2019	INV	PD	Fuel for golf course vehi
2942	22000767	08/23/2019	3061	09162019	289688	2.00	09/20/2019	INV	PD	Annual Requisition for WE
2943	22000908	08/23/2019	3062	09162019	289688	129.90	09/20/2019	INV	PD	Annual PO for fuel costs
2945	22002310	08/23/2019	3065	09162019	289688	2.00	09/20/2019	INV	PD	YEARLY FUEL - NMSRC ACTIV
2946	22001084	08/23/2019	3066	09162019	289688	2,269.56	09/20/2019	INV	PD	Parks annual fuel usage
2949	22002157	08/23/2019	3068	09162019	289688	16,896.08	09/20/2019	INV	PD	FUEL FOR CPD FLEET FY 20
2948	22000895	08/23/2019	3067	09162019	289688	1,422.23	09/20/2019	INV	PD	Fuel for PERD Vehicles Ju
2950	22000967	08/23/2019	3070	09162019	289688	4.00	09/20/2019	INV	PD	FY 20 Fuel for Vehicles f
2951	22001470	08/23/2019	3071	09162019	289688	26,875.98	09/20/2019	INV	PD	EST YRLY COST VEHICLE FUE
2953	22002142	08/23/2019	3072	09162019	289688	5,394.94	09/20/2019	INV	PD	Fuel Service for Street J
2958	22001060	08/23/2019	3077	09162019	289688	5,392.35	09/20/2019	INV	PD	Annual PO for Transit Fue
2959	22000722	08/23/2019	3079	09162019	289688	5,112.95	09/20/2019	INV	PD	EST YRLY FUEL WATER DEPT
2961	22000988	08/23/2019	3080	09162019	289688	13.95	09/20/2019	INV	PD	FY20 Fuel for Water Park
2963	22000924	08/23/2019	3082	09162019	289688	2,540.82	09/20/2019	INV	PD	EST YRLY FUEL COST FOR WW
2967	22001295	08/23/2019	3086	09162019	289688	377.10	09/20/2019	INV	PD	Annual Fuel Cost for the
2929	22002139	08/23/2019	3048	09162019	289688	1,223.25	09/20/2019	INV	PD	Provide fuel for equipmen
2930	22002141	08/23/2019	3049	09162019	289688	779.08	09/20/2019	INV	PD	FUEL FOR FISCAL YEAR FOR
2931	22001158	08/23/2019	3050	09162019	289688	961.92	09/20/2019	INV	PD	annual fuel service FY Ju
2932	22000720	08/23/2019	3051	09162019	289688	2.00	09/20/2019	INV	PD	FY20 Fuel Costs for Commu
2933	22001237	08/23/2019	3052	09162019	289688	1,350.10	09/20/2019	INV	PD	FY20 Cost of Operating Ve
2934	22001237	08/23/2019	3053	09162019	289688	2,949.71	09/20/2019	INV	PD	FY20 Cost of Operating Ve
2936	22000943	08/23/2019	3055	09162019	289688	121.29	09/20/2019	INV	PD	Annual PO - Fuel for Safe
2937	22001016	08/23/2019	3056	09162019	289688	933.89	09/20/2019	INV	PD	FY20 Fuel Costs for Facil
6086	22002022	09/23/2019	6600		91819	13,976.26	10/31/2019	DIR	PD	Accessories for UTV's and
6457	22003406	11/12/2019	6977	11142019	291093	587.60	11/15/2019	INV	PD	NMLA Annual Conference -
6456	22002995	11/12/2019	6976	11142019	291093	176.95	11/15/2019	INV	PD	NMLA Annual Conference -

DOCUMENT	P.O.	INV DATE	VOUCHER	CHECK RUN	CHECK #	INVOICE NET	DUE DATE	TYPE	STS	INVOICE DESCRIPTION
						759,672.57				
8375 XCEL ENERGY SERVICES, INC										
6327	22001397	11/01/2019	6845	11142019	291095	85.29	11/15/2019	INV	PD	STREET LIGHTING AND SIGNA
5186	22001085	10/10/2019	5668	10182019	290490	97,688.64	10/25/2019	INV	PD	FY20 Electric Service for
6674	22001086	11/12/2019	7196	11222019	291240	15.75	11/22/2019	INV	PD	Annual electric service f
7517	22001397	11/27/2019	8068	12112019	291561	72.08	12/13/2019	INV	PD	STREET LIGHTING AND SIGNA
7740	22001397	12/02/2019	8295	12132019	291640	30,264.31	12/13/2019	INV	PD	STREET LIGHTING AND SIGNA
7753	22001397	12/04/2019	8308	12132019	291640	220.88	12/13/2019	INV	PD	STREET LIGHTING AND SIGNA
3984	22001397	09/16/2019	4123	10042019	290221	574.96	10/04/2019	INV	PD	STREET LIGHTING AND SIGNA
3259	22001398	09/10/2019	3387	09202019	289839	2,730.21	09/20/2019	INV	PD	Electricity Service for a
3573	22001086	09/16/2019	3702	09242019	289927	15.82	09/27/2019	INV	PD	Annual electric service f
3262	22001312	09/10/2019	3390	09202019	289839	3,516.74	09/20/2019	INV	PD	Electricity for Golf Cour
3000	22001397	08/29/2019	3119	09162019	289690	57,974.17	09/20/2019	INV	PD	STREET LIGHTING AND SIGNA
3264	22000981	09/10/2019	3392	09202019	289839	2,094.34	09/20/2019	INV	PD	FY-2020 Electricity for A
3273	22001457	09/10/2019	3401	09202019	289839	339.88	09/20/2019	INV	PD	Electric services for Jul
3277	22000968	09/10/2019	3405	09202019	289839	6,424.35	09/20/2019	INV	PD	EST YRLY COST ELECTRIC SR
3268	22000723	09/10/2019	3396	09202019	289839	179.22	09/20/2019	INV	PD	FY20 Electric Service for
3257	22000998	09/10/2019	3385	09202019	289839	4,221.93	09/20/2019	INV	PD	Electric Services June 20
3266	22000917	09/10/2019	3394	09202019	289839	2,501.13	09/20/2019	INV	PD	Library Electric Service
3270	22001014	09/10/2019	3398	09202019	289839	1,075.73	09/20/2019	INV	PD	FY20 Electric Service for
3263	22000981	09/10/2019	3391	09202019	289839	4,501.70	09/20/2019	INV	PD	FY-2020 Electricity for A
3278	22000758	09/10/2019	3406	09202019	289839	423.58	09/20/2019	INV	PD	FY20 Electric Service for
3258	22001613	09/10/2019	3386	09202019	289839	3,062.21	09/20/2019	INV	PD	ELECTRIC SERVICE FOR POLI
3267	22001175	09/10/2019	3395	09202019	289839	985.19	09/20/2019	INV	PD	Electricalservice for PER
3272	22000724	09/10/2019	3400	09202019	289839	3,175.49	09/20/2019	INV	PD	FY20 Electric Service for
3261	22001395	09/10/2019	3389	09202019	289839	1,563.66	09/20/2019	INV	PD	ANNUAL ELECTRIC SERVICE F
3256	22001085	09/10/2019	3384	09202019	289839	1,713.45	09/20/2019	INV	PD	FY20 Electric Service for
3274	22001089	09/10/2019	3402	09202019	289839	7,489.75	09/20/2019	INV	PD	FY20 Electric Services Fo
3269	22001012	09/10/2019	3397	09202019	289839	1,065.72	09/20/2019	INV	PD	FY20 Electric Service for
3260	22001397	09/10/2019	3388	09202019	289839	2,353.78	09/20/2019	INV	PD	STREET LIGHTING AND SIGNA
3271	22001049	09/10/2019	3399	09202019	289839	286.93	09/20/2019	INV	PD	Annual PO - Transit Elect
3275	22001191	09/10/2019	3403	09202019	289839	39,431.72	09/20/2019	INV	PD	EST YEARLY UTILITY ELEC S
3265	22000725	09/10/2019	3393	09202019	289839	1,640.11	09/20/2019	INV	PD	FY20 Electric Service for
3276	22001303	09/10/2019	3404	09202019	289839	7,052.87	09/20/2019	INV	PD	Annual Electric Service f
9915	22001086	01/16/2020	11368	012820	292380	15.75	01/31/2020	INV	PD	Annual electric service f
9136	22001397	12/31/2019	10558	01102020	292028	89.43	01/10/2020	INV	PD	STREET LIGHTING AND SIGNA
8831	22001397	12/16/2019	10248	01072020	291973	600.04	01/03/2020	INV	PD	STREET LIGHTING AND SIGNA
7864	22001397	12/13/2019	8695	12202019	291758	30,316.86	12/20/2019	INV	PD	STREET LIGHTING AND SIGNA
9601	22001085	01/09/2020	11041	01212020	292184	70,798.52	01/24/2020	INV	PD	FY20 Electric Service for
9460	22001086	01/06/2020	10895	01212020	292184	173.14	01/24/2020	INV	PD	Annual electric service f
12756	22001397	03/06/2020	14290	032420	293559	328.67	03/27/2020	INV	PD	STREET LIGHTING AND SIGNA
11097	22001397	02/12/2020	12590	022120	292899	30,128.95	02/21/2020	INV	PD	STREET LIGHTING AND SIGNA
12201	22001397	03/02/2020	13720	031320	293351	1,074.39	03/13/2020	INV	PD	STREET LIGHTING AND SIGNA
11409	22001397	02/17/2020	12909	022820	293072	601.36	02/28/2020	INV	PD	STREET LIGHTING AND SIGNA
12461	22001085	03/09/2020	13986	032020	293498	64,569.56	03/20/2020	INV	PD	FY20 Electric Service for
10421	22001397	01/30/2020	11897	020420	292549	88.96	02/07/2020	INV	PD	STREET LIGHTING AND SIGNA
10776	22001397	02/04/2020	12263	021420	292774	30,385.65	02/14/2020	INV	PD	STREET LIGHTING AND SIGNA
9914	22001397	01/14/2020	11367	012820	292380	1,352.79	01/31/2020	INV	PD	STREET LIGHTING AND SIGNA
9137	22001397	01/02/2020	10559	01102020	292028	706.46	01/10/2020	INV	PD	STREET LIGHTING AND SIGNA
11408	22001086	02/18/2020	12908	022820	293072	15.75	02/28/2020	INV	PD	Annual electric service f
11113	22001085	02/11/2020	12606	022120	292899	70,256.43	02/21/2020	INV	PD	FY20 Electric Service for
11955	22001397	02/28/2020	13466	031020	293255	90.13	03/13/2020	INV	PD	STREET LIGHTING AND SIGNA
1743	22001086	07/31/2019	1824	08162019	289212	32.99	08/16/2019	INV	PD	Annual electric service f

DOCUMENT	P.O.	INV DATE	VOUCHER	CHECK RUN	CHECK #	INVOICE NET	DUE DATE	TYPE	STS	INVOICE DESCRIPTION
1744	22000758	07/31/2019	1825	08162019	289212	259.82	08/16/2019	INV	PD	FY20 Electric Service for
2146	22001085	08/12/2019	2248	08302019	289429	958.33	08/30/2019	INV	PD	FY20 Electric Service for
2158	22001457	08/12/2019	2260	08302019	289429	149.76	08/30/2019	INV	PD	Electric services for Jul
2161	22000968	08/12/2019	2263	08302019	289429	919.86	08/30/2019	INV	PD	EST YRLY COST ELECTRIC SR
2155	22000723	08/12/2019	2257	08302019	289429	10.74	08/30/2019	INV	PD	FY20 Electric Service for
2147	22000998	08/12/2019	2249	08302019	289429	512.24	08/30/2019	INV	PD	Electric Services June 20
2149	22001398	08/12/2019	2251	08302019	289429	292.32	08/30/2019	INV	PD	Electricity Service for a
2151	22001395	08/12/2019	2253	08302019	289429	849.92	08/30/2019	INV	PD	ANNUAL ELECTRIC SERVICE F
2152	22001312	08/12/2019	2254	08302019	289429	1,899.03	08/30/2019	INV	PD	Electricity for Golf Cour
2153	22001086	08/12/2019	2255	08302019	289429	1,664.25	08/30/2019	INV	PD	Annual electric service f
2156	22001012	08/12/2019	2258	08302019	289429	333.47	08/30/2019	INV	PD	FY20 Electric Service for
2157	22001049	08/12/2019	2259	08302019	289429	35.49	08/30/2019	INV	PD	Annual PO - Transit Elect
2195	22001191	08/12/2019	2297	08302019	289429	16,033.09	08/30/2019	INV	PD	EST YEARLY UTILITY ELEC S
2154	22000725	08/12/2019	2256	08302019	289429	1,065.86	08/30/2019	INV	PD	FY20 Electric Service for
2128	22000981	08/12/2019	2230	08302019	289429	1,994.03	08/30/2019	INV	PD	FY-2020 Electricity for A
2138	22001457	08/12/2019	2240	08302019	289429	251.39	08/30/2019	INV	PD	Electric services for Jul
2142	22000968	08/12/2019	2244	08302019	289429	2,027.62	08/30/2019	INV	PD	EST YRLY COST ELECTRIC SR
2132	22000723	08/12/2019	2234	08302019	289429	155.67	08/30/2019	INV	PD	FY20 Electric Service for
2116	22000998	08/12/2019	2218	08302019	289429	1,854.96	08/30/2019	INV	PD	Electric Services June 20
2119	22001398	08/12/2019	2221	08302019	289429	2,617.74	08/30/2019	INV	PD	Electricity Service for a
2122	22001395	08/12/2019	2224	08302019	289429	749.92	08/30/2019	INV	PD	ANNUAL ELECTRIC SERVICE F
2123	22001312	08/12/2019	2225	08302019	289429	2,006.17	08/30/2019	INV	PD	Electricity for Golf Cour
2130	22000917	08/12/2019	2232	08302019	289429	2,602.35	08/30/2019	INV	PD	Library Electric Service
2126	22001086	08/12/2019	2227	08302019	289429	3,390.28	08/30/2019	INV	PD	Annual electric service f
2137	22000724	08/12/2019	2239	08302019	289429	2,779.51	08/30/2019	INV	PD	FY20 Electric Service for
2111	22001085	08/12/2019	2213	08302019	289429	845.58	08/30/2019	INV	PD	FY20 Electric Service for
2134	22001012	08/12/2019	2236	08302019	289429	697.26	08/30/2019	INV	PD	FY20 Electric Service for
2136	22001049	08/12/2019	2238	08302019	289429	307.55	08/30/2019	INV	PD	Annual PO - Transit Elect
2194	22001191	08/12/2019	2296	08302019	289429	29,860.03	08/30/2019	INV	PD	EST YEARLY UTILITY ELEC S
2129	22000725	08/12/2019	2231	08302019	289429	710.57	08/30/2019	INV	PD	FY20 Electric Service for
2141	22001303	08/12/2019	2243	08302019	289429	7,768.48	08/30/2019	INV	PD	Annual Electric Service f
1099	22000981	07/11/2019	1161	08122019	289064	1,462.90	08/09/2019	INV	PD	FY-2020 Electricity for A
1108	22001457	07/11/2019	1170	08122019	289064	397.90	08/09/2019	INV	PD	Electric services for Jul
1114	22000968	07/11/2019	1176	08122019	289064	3,205.28	08/09/2019	INV	PD	EST YRLY COST ELECTRIC SR
1103	22000723	07/11/2019	1165	08122019	289064	190.79	08/09/2019	INV	PD	FY20 Electric Service for
1093	22000998	07/11/2019	1155	08122019	289064	2,047.96	08/09/2019	INV	PD	Electric Services June 20
1096	22001395	07/11/2019	1158	08122019	289064	1,318.55	08/09/2019	INV	PD	ANNUAL ELECTRIC SERVICE F
1097	22001312	07/11/2019	1159	08122019	289064	3,295.97	08/09/2019	INV	PD	Electricity for Golf Cour
1101	22000917	07/11/2019	1163	08122019	289064	2,347.20	08/09/2019	INV	PD	Library Electric Service
1107	22000724	07/11/2019	1169	08122019	289064	2,019.31	08/09/2019	INV	PD	FY20 Electric Service for
1098	22001086	07/11/2019	1160	08122019	289064	6,868.97	08/09/2019	INV	PD	Annual electric service f
1092	22001085	07/11/2019	1154	08122019	289064	1,728.57	08/09/2019	INV	PD	FY20 Electric Service for
1104	22001012	07/11/2019	1166	08122019	289064	857.39	08/09/2019	INV	PD	FY20 Electric Service for
1117	22000758	07/11/2019	1179	08122019	289064	132.50	08/09/2019	INV	PD	FY20 Electric Service for
1106	22001049	07/11/2019	1168	08122019	289064	219.61	08/09/2019	INV	PD	Annual PO - Transit Elect
1111	22001191	07/11/2019	1173	08122019	289064	43,293.41	08/09/2019	INV	PD	EST YEARLY UTILITY ELEC S
1100	22000725	07/11/2019	1162	08122019	289064	1,603.54	08/09/2019	INV	PD	FY20 Electric Service for
1113	22001303	07/11/2019	1175	08122019	289064	7,952.97	08/09/2019	INV	PD	Annual Electric Service f
1368	22000584	07/11/2019	1436	08122019	289064	32,458.62	08/09/2019	INV	PD	STREET LIGHTING AND SIGNA
1371	22001398	07/11/2019	1439	08122019	289064	2,297.60	08/09/2019	INV	PD	Electricity Service for a
1126	22000981	07/11/2019	1188	08122019	289064	469.69	08/09/2019	INV	PD	FY-2020 Electricity for A
1133	22001457	07/11/2019	1195	08122019	289064	3.86	08/09/2019	INV	PD	Electric services for Jul
1135	22000968	07/11/2019	1197	08122019	289064	31.78	08/09/2019	INV	PD	EST YRLY COST ELECTRIC SR
1118	22000998	07/11/2019	1180	08122019	289064	48.87	08/09/2019	INV	PD	Electric Services June 20
1121	22001398	07/11/2019	1183	08122019	289064	133.56	08/09/2019	INV	PD	Electricity Service for a

DOCUMENT	P.O.	INV DATE	VOUCHER	CHECK RUN	CHECK #	INVOICE NET	DUE DATE	TYPE	STS	INVOICE DESCRIPTION
1123	22001312	07/11/2019	1185	08122019	289064	9.92	08/09/2019	INV	PD	Electricity for Golf Cour
1127	22000917	07/11/2019	1189	08122019	289064	78.20	08/09/2019	INV	PD	Library Electric Service
1125	22001086	07/11/2019	1187	08122019	289064	566.37	08/09/2019	INV	PD	Annual electric service f
1131	22000724	07/11/2019	1193	08122019	289064	673.12	08/09/2019	INV	PD	FY20 Electric Service for
1129	22001012	07/11/2019	1191	08122019	289064	7.14	08/09/2019	INV	PD	FY20 Electric Service for
1136	22000758	07/11/2019	1198	08122019	289064	42.47	08/09/2019	INV	PD	FY20 Electric Service for
1134	22001191	07/11/2019	1196	08122019	289064	543.05	08/09/2019	INV	PD	EST YEARLY UTILITY ELEC S
12760	22001398	03/10/2020	14294	032420	293559	1,635.58	03/27/2020	INV	PD	Electricity Service for a
7865	22001086	12/13/2019	8697	12202019	291758	15.75	12/20/2019	INV	PD	Annual electric service f
7866	22001085	12/09/2019	8698	12202019	291758	72,281.57	12/20/2019	INV	PD	FY20 Electric Service for
7786	22001086	12/05/2019	8342	12172019	291661	20.96	12/20/2019	INV	PD	Annual electric service f
6486	22001397	11/04/2019	7006	11142019	291126	1,071.74	11/15/2019	INV	PD	STREET LIGHTING AND SIGNA
6437	22001085	11/07/2019	6958	11142019	291126	89,577.46	11/15/2019	INV	PD	FY20 Electric Service for
7072	22001397	11/15/2019	7609	11262019	291388	604.00	11/29/2019	INV	PD	STREET LIGHTING AND SIGNA
6151	22001397	11/01/2019	6665	110719	290970	1,073.02	11/08/2019	INV	PD	STREET LIGHTING AND SIGNA
5683	22001397	10/15/2019	6179	1028201	290755	591.09	10/31/2019	INV	PD	STREET LIGHTING AND SIGNA
5419	22001086	10/07/2019	5908	10222019	290613	15.75	10/25/2019	INV	PD	Annual electric service f
5420	22000758	10/07/2019	5909	10222019	290613	219.28	10/25/2019	INV	PD	FY20 Electric Service for
4371	22001397	09/26/2019	4536	10102019	290288	85.82	10/11/2019	INV	PD	STREET LIGHTING AND SIGNA
5418	22001397	10/07/2019	5907	10222019	290613	113.46	10/25/2019	INV	PD	STREET LIGHTING AND SIGNA
						955,583.26				
8818 WATCHGUARD VIDEO INC										
7319	22002655	11/20/2019	7866	12032019	291457	336.34	12/06/2019	INV	PD	Add Memory to Watchguard
6823	22004012	10/31/2019	7350	11222019	291238	215.00	11/22/2019	INV	PD	Tool Kit WGT00035
13056	22005882	03/05/2020	14600	03312020	293704	19,270.00	03/31/2020	INV	PD	Watch Guard Cameras
6187	22003665	10/25/2019	6702	11142019	291089	46,495.00	11/08/2019	INV	PD	Maint/Software Agreement
						66,316.34				
8900 AMERICAN HOME SECURITY										
1536		08/15/2019	1612	081619ms	289066	19.57	08/16/2019	INV	PD	Emp Deductions PR#2
8067		12/20/2019	9472	Dec PR#2	1200	19.57	12/20/2019	INV	PD	Employee deductions
11506		02/28/2020	13010	Feb PR#2	400290	19.57	02/28/2020	INV	PD	Employee deductions
9536		01/17/2020	10975	Jan PR#2	400059	19.57	01/17/2020	INV	PD	Employee deductions
12885		03/27/2020	14422	Mar PR#2	400447	19.57	03/27/2020	INV	PD	Employee deductions
6918		11/22/2019	7448	Nov PR2	996	19.57	11/22/2019	INV	PD	Employee deductions
5591		10/25/2019	6085	Oct PR2	787	19.57	10/25/2019	INV	PD	Employee Deductions PR3
3748		09/27/2019	3882	09272019	289971	19.57	09/27/2019	INV	PD	Emp Deductions PR#2
						156.56				
8911 CNB BANK										
11177	22005613	02/12/2020	12671	022120	292825	165.71	02/21/2020	INV	PD	Materials and Supplies
11178	22005613	02/12/2020	12672	022120	292825	76.68	02/21/2020	INV	PD	Materials and Supplies
						242.39				
8912 CARLSBAD POLICE OFFICER'S										
912		08/02/2019	965	080619MS	288909	2,028.00	08/06/2019	INV	PD	Dues PR #1
1528		08/15/2019	1604	081619ms	289073	2,080.00	08/16/2019	INV	PD	Dues PR #2
1529		08/15/2019	1605	081619ms	289073	20.00	08/16/2019	INV	PD	Initiation Fees
8061		12/20/2019	9466	Dec PR#2	1202	2,132.00	12/20/2019	INV	PD	Union dues
7442		12/06/2019	7992	Dec PR#1	1089	2,132.00	12/06/2019	INV	PD	Union dues

DOCUMENT	P.O.	INV DATE	VOUCHER	CHECK RUN	CHECK #	INVOICE NET	DUE DATE	TYPE	STS	INVOICE DESCRIPTION
10899		02/14/2020	12388	Feb PR#1	400215	2,132.00	02/14/2020	INV	PD	Union dues
10900		02/14/2020	12389	Feb PR#1	400215	20.00	02/14/2020	INV	PD	Initiation Fees
11499		02/28/2020	13003	Feb PR#2	400291	2,080.00	02/28/2020	INV	PD	Union dues
2256		07/12/2019	2363		366905	20.00	07/31/2019	DIR	PD	Initiation Fees
8855		01/03/2020	10272	Jan PR#1	1286	2,106.00	01/03/2020	INV	PD	Union dues
9531		01/17/2020	10970	Jan PR#2	400060	2,132.00	01/17/2020	INV	PD	Union dues
210		07/19/2019	229	071919jp	229	20.00	07/22/2019	INV	PD	Initiation Fees for July
12245		03/13/2020	13765	Mar PR#1	400373	2,132.00	03/13/2020	INV	PD	Union dues
12246		03/13/2020	13766	Mar PR#1	400373	20.00	03/13/2020	INV	PD	Initiation Fees
12881		03/27/2020	14418	Mar PR#2	400448	2,132.00	03/27/2020	INV	PD	Union dues
6283		11/08/2019	6801	Nov PR1	911	2,184.00	11/08/2019	INV	PD	Union Dues
6284		11/08/2019	6802	Nov PR1	911	10.00	11/08/2019	INV	PD	Initiation Fees
6909		11/22/2019	7439	Nov PR2	999	2,132.00	11/22/2019	INV	PD	Union Dues
6910		11/22/2019	7440	Nov PR2	999	10.00	11/22/2019	INV	PD	Initiation Fees
5586		10/25/2019	6080	Oct PR2	790	2,158.00	10/25/2019	INV	PD	Dues PR#2
4592		10/11/2019	4764	Oct PR#1	712	2,158.00	10/11/2019	INV	PD	CPOA DUES
2871		09/13/2019	2988	09132019	289669	2,132.00	09/13/2019	INV	PD	Dues PR#1
2872		09/13/2019	2989	09132019	289669	30.00	09/13/2019	INV	PD	Initiation Fees
3742		09/27/2019	3876	09272019	289975	2,210.00	09/27/2019	INV	PD	Dues PR#2
3743		09/27/2019	3877	09272019	289975	30.00	09/27/2019	INV	PD	Initiation Fees
						34,240.00				
8918 COLONIAL LIFE & ACCIDENT										
908		08/02/2019	961	080619MS	288911	6,719.36	08/06/2019	INV	PD	BCN E9832924
909		08/02/2019	962	080619MS	288911	9,969.81	08/06/2019	INV	PD	BCN E7260904
1544		08/15/2019	1620	081619ms	289075	6,679.49	08/16/2019	INV	PD	BCN E9832924 (Colonial)
1545		08/15/2019	1621	081619ms	289075	10,046.93	08/16/2019	INV	PD	BCN E7260904 (Colonial Li
2257		07/12/2019	2364		366906	13,921.13	07/31/2019	DIR	PD	BCN E7260904 & E9832924
8069		12/20/2019	9474	Dec PR#2	1204	6,763.30	12/20/2019	INV	PD	BCN E9832924
8070		12/20/2019	9475	Dec PR#2	1204	9,594.42	12/20/2019	INV	PD	BCN E7260904
7438		12/06/2019	7988	Dec PR#1	1091	6,783.54	12/06/2019	INV	PD	Colonial
7439		12/06/2019	7989	Dec PR#1	1091	9,656.10	12/06/2019	INV	PD	Colonial Life
10894		02/14/2020	12383	Feb PR#1	400217	6,996.53	02/14/2020	INV	PD	BCN E9832924
10895		02/14/2020	12384	Feb PR#1	400217	9,688.74	02/14/2020	INV	PD	BCN E7260904
11509		02/28/2020	13012	Feb PR#2	400293	6,951.88	02/28/2020	INV	PD	BCN E9832924
11510		02/28/2020	13013	Feb PR#2	400293	9,548.19	02/28/2020	INV	PD	BCN E7260904
8851		01/03/2020	10268	Jan PR#1	1288	6,743.46	01/03/2020	INV	PD	BCN E9832924
8852		01/03/2020	10269	Jan PR#1	1288	9,464.99	01/03/2020	INV	PD	BCN E7260904
9538		01/17/2020	10977	Jan PR#2	400062	6,834.10	01/17/2020	INV	PD	BCN E9832924
9539		01/17/2020	10978	Jan PR#2	400062	9,721.83	01/17/2020	INV	PD	BCN E7260904
205		07/19/2019	223	071919jp	230	6,196.14	07/22/2019	INV	PD	BCN E9832924
206		07/19/2019	224	071919jp	230	7,718.48	07/22/2019	INV	PD	BCN E7260904
12240		03/13/2020	13760	Mar PR#1	400375	6,934.12	03/13/2020	INV	PD	BCN E9832924
12241		03/13/2020	13761	Mar PR#1	400375	9,621.14	03/13/2020	INV	PD	BCN E7260904
12887		03/27/2020	14424	Mar PR#2	400450	6,856.64	03/27/2020	INV	PD	BCN E9832924
12888		03/27/2020	14425	Mar PR#2	400450	9,488.54	03/27/2020	INV	PD	BCN E7260904
6278		11/08/2019	6796	Nov PR1	913	6,821.11	11/08/2019	INV	PD	Colonial
6279		11/08/2019	6797	Nov PR1	913	9,687.73	11/08/2019	INV	PD	Colonial Life
6920		11/22/2019	7450	Nov PR2	1001	6,822.43	11/22/2019	INV	PD	BCN E9832924
6921		11/22/2019	7451	Nov PR2	1001	9,656.10	11/22/2019	INV	PD	BCN E7260904
5624		10/25/2019	6120	Oct PR2	792	6,848.92	10/25/2019	INV	PD	BCN E9832924 Colonial
5626		10/25/2019	6121	Oct PR2	792	9,908.48	10/25/2019	INV	PD	BCN E7260904 Colonial LIf
4587		10/11/2019	4758	Oct PR#1	714	6,869.66	10/11/2019	INV	PD	BCN E9832924
4588		10/11/2019	4760	Oct PR#1	714	10,082.33	10/11/2019	INV	PD	BCN E7260904

DOCUMENT	P.O.	INV DATE	VOUCHER	CHECK RUN	CHECK #	INVOICE NET	DUE DATE	TYPE	STS	INVOICE DESCRIPTION
2867		09/13/2019	2984	09132019	289671	6,969.60	09/13/2019	INV	PD	BCN E9832924 (Colonial PR
2868		09/13/2019	2985	09132019	289671	10,217.40	09/13/2019	INV	PD	BCN E7260904 (Colonial Li
3750		09/27/2019	3884	09272019	289977	6,926.89	09/27/2019	INV	PD	BCN E9832924 (Colonial)
3751		09/27/2019	3885	09272019	289977	10,190.10	09/27/2019	INV	PD	BCN E7260904 (Colonial Li
						293,899.61				
8926 NATIONWIDE RETIREMENT SOLUTIONS										
917		08/02/2019	970	080619MS	288916	43,532.90	08/06/2019	INV	PD	Plan 007820
1538		08/15/2019	1614	081619ms	289080	20,583.90	08/16/2019	INV	PD	Plan 007820
2318		08/30/2019	2426	083019ms	289321	51,058.90	08/30/2019	INV	PD	Plan 007820 (Deferred Com
10926		02/14/2020	12415		2345	20,461.92	02/14/2020	DIR	PD	Deferred Compensation
2877		09/13/2019	2994	09132019	289676	45,419.28	09/13/2019	INV	PD	Plan 007820 (Emp. deducti
						181,056.90				
8928 GENERAL OPERATING FUND										
10570		02/07/2020	12052	StateTax	400149	103,929.02	02/07/2020	INV	PD	State tax for August
1549		08/15/2019	1626	081619ms	289077	57.48	08/16/2019	INV	PD	Attorney's Fees - S. Carb
10576		02/07/2020	12058	StateTax	400146	66,754.17	02/07/2020	INV	PD	State taxes for December
8075		12/20/2019	9480	Dec PR#2	1206	57.65	12/20/2019	INV	PD	Attorney's fees
10896		02/14/2020	12385	Feb PR#1	400220	35,391.26	02/14/2020	INV	PD	State tax
11498		02/28/2020	13002	Feb PR#2	400296	30,229.72	02/28/2020	INV	PD	State tax
3175		09/13/2019	3301	09202019	289754	433.50	09/20/2019	INV	PD	Increase vault amount for
10577		02/07/2020	12059	StateTax	400148	98,354.27	02/07/2020	INV	PD	State taxes for January
212		07/19/2019	231	071919jp	231	71,142.93	07/22/2019	INV	PD	State tax for July PR#1 &
12242		03/13/2020	13762	Mar PR#1	400378	30,118.46	03/13/2020	INV	PD	State tax
12880		03/27/2020	14416	Mar PR#2	400452	29,824.39	03/27/2020	INV	PD	State Tax
10575		02/07/2020	12057	StateTax	400150	122,575.40	02/07/2020	INV	PD	State taxes for November
10574		02/07/2020	12056	StateTax	400145	64,615.79	02/07/2020	INV	PD	State taxes for October
5596		10/25/2019	6090	Oct PR2	794	57.48	10/25/2019	INV	PD	Attorney Fees
4600		10/11/2019	4771	Oct PR#1	716	57.48	10/11/2019	INV	PD	ATTORNEY'S FEES
10573		02/07/2020	12055	StateTax	400147	72,185.52	02/07/2020	INV	PD	State taxes for September
3755		09/27/2019	3890	09272019	289979	57.48	09/27/2019	INV	PD	Attorney's Fees-V.Ornelas
2258		07/12/2019	2365		366907	71,142.93	07/31/2019	DIR	PD	State Tax for July
						796,984.93				
8937 IBEW, LOCAL UNION #611										
910		08/02/2019	963	080619MS	288913	286.30	08/06/2019	INV	PD	Dues PR#1
911		08/02/2019	964	080619MS	288913	812.62	08/06/2019	INV	PD	2% Fees PR#1
7440		12/06/2019	7990	Dec PR#1	1093	286.30	12/06/2019	INV	PD	Union dues
7441		12/06/2019	7991	Dec PR#1	1093	832.10	12/06/2019	INV	PD	2% fee
10897		02/14/2020	12386	Feb PR#1	400221	293.30	02/14/2020	INV	PD	Union dues
10898		02/14/2020	12387	Feb PR#1	400221	1,158.20	02/14/2020	INV	PD	2% fee
2237		07/12/2019	2341		366900	10.00	07/31/2019	DIR	PD	Initiation Fees
8853		01/03/2020	10270	Jan PR#1	1290	293.30	01/03/2020	INV	PD	Union dues
8854		01/03/2020	10271	Jan PR#1	1290	841.82	01/03/2020	INV	PD	2% fee
12243		03/13/2020	13763	Mar PR#1	400379	293.30	03/13/2020	INV	PD	Union dues
12244		03/13/2020	13764	Mar PR#1	400379	823.52	03/13/2020	INV	PD	2% Fee
6282		11/08/2019	6800	Nov PR1	916	833.93	11/08/2019	INV	PD	2% Fee
6280		11/08/2019	6798	Nov PR1	916	286.30	11/08/2019	INV	PD	Union Dues
4591		10/11/2019	4763	Oct PR#1	717	830.35	10/11/2019	INV	PD	2% FEE
4590		10/11/2019	4762	Oct PR#1	717	286.30	10/11/2019	INV	PD	DUES PR#1
2869		09/13/2019	2986	09132019	289673	286.30	09/13/2019	INV	PD	Dues PR#1

DOCUMENT	P.O.	INV DATE	VOUCHER	CHECK RUN	CHECK #	INVOICE NET	DUE DATE	TYPE	STS	INVOICE DESCRIPTION
2870		09/13/2019	2987	09132019	289673	1,311.87	09/13/2019	INV	PD	2% Fees PR#1
						9,765.81				
8938 INTERNATIONAL ASSOCIATION										
947		08/02/2019	1000	080619MS	288914	2,659.41	08/06/2019	INV	PD	Aug PR#1
1527		08/15/2019	1603	081619ms	289078	20.00	08/16/2019	INV	PD	Initiation Fees
209		07/19/2019	228	071919jp	232	45.74	07/22/2019	INV	PD	Union dues for Campos
5584		10/25/2019	6079	Oct PR2	795	2,746.55	10/25/2019	INV	PD	Dues PR#2
2874		09/13/2019	2991	09132019	289674	10.00	09/13/2019	INV	PD	Initiation Fees
3741		09/27/2019	3875	09272019	289980	2,743.11	09/27/2019	INV	PD	Dues PR#2
						8,224.81				
8939 UNITED STEEL WORKERS										
913		08/02/2019	966	080619MS	288928	3,946.73	08/06/2019	INV	PD	Dues PR#1
914		08/02/2019	967	080619MS	288928	40.00	08/06/2019	INV	PD	Initiation Fees
1531		08/15/2019	1607	081619ms	289092	4,284.31	08/16/2019	INV	PD	Dues PR#2
8063		12/20/2019	9468	Dec PR#2	1220	3,956.83	12/20/2019	INV	PD	Union dues
7443		12/06/2019	7993	Dec PR#1	1105	3,887.01	12/06/2019	INV	PD	Union dues
7445		12/06/2019	7995	Dec PR#1	1105	20.00	12/06/2019	INV	PD	Initiation fees
10901		02/14/2020	12390	Feb PR#1	400230	3,648.07	02/14/2020	INV	PD	Union dues
11500		02/28/2020	13004	Feb PR#2	400307	3,708.12	02/28/2020	INV	PD	Union dues
2259		07/12/2019	2366		366909	10.00	07/31/2019	DIR	PD	Initiation Fees
8856		01/03/2020	10273	Jan PR#1	1302	3,733.23	01/03/2020	INV	PD	Union dues
9532		01/17/2020	10971	Jan PR#2	400074	3,758.95	01/17/2020	INV	PD	Union dues
211		07/19/2019	230	071919jp	234	10.00	07/22/2019	INV	PD	Initiation Fees for July
12247		03/13/2020	13767	Mar PR#1	400388	3,627.89	03/13/2020	INV	PD	Union dues
12882		03/27/2020	14419	Mar PR#2	400463	3,692.00	03/27/2020	INV	PD	Union dues
6285		11/08/2019	6803	Nov PR1	927	3,756.79	11/08/2019	INV	PD	Union Dues
6912		11/22/2019	7442	Nov PR2	1016	3,983.59	11/22/2019	INV	PD	Union Dues
6913		11/22/2019	7443	Nov PR2	1016	20.00	11/22/2019	INV	PD	Initiation Fees
5587		10/25/2019	6081	Oct PR2	807	3,955.17	10/25/2019	INV	PD	Dues PR#2
4593		10/11/2019	4765	Oct PR#1	727	3,940.99	10/11/2019	INV	PD	USW DUES
2873		09/13/2019	2990	09132019	289686	4,104.28	09/13/2019	INV	PD	Dues PR#1
3744		09/27/2019	3878	09272019	289994	4,078.04	09/27/2019	INV	PD	Dues PR#2
						62,162.00				
8950 EDILBERTO MORENO										
4318	22002903	10/01/2019	4481	10102019	290238	437.00	10/11/2019	INV	PD	Per Diem - Certification
8953 NM CHILD SUPPORT										
938		08/02/2019	991	080619MS	288917	232.62	08/06/2019	INV	PD	85641
941		08/02/2019	994	080619MS	288917	185.08	08/06/2019	INV	PD	322515
942		08/02/2019	995	080619MS	288917	423.66	08/06/2019	INV	PD	213642
937		08/02/2019	990	080619MS	288917	121.85	08/06/2019	INV	PD	191164
945		08/02/2019	998	080619MS	288917	130.62	08/06/2019	INV	PD	268617
939		08/02/2019	992	080619MS	288917	245.88	08/06/2019	INV	PD	333009
940		08/02/2019	993	080619MS	288917	167.19	08/06/2019	INV	PD	201311
944		08/02/2019	997	080619MS	288917	44.77	08/06/2019	INV	PD	256156
943		08/02/2019	996	080619MS	288917	204.46	08/06/2019	INV	PD	395691
946		08/02/2019	999	080619MS	288917	108.82	08/06/2019	INV	PD	372551
1566		08/15/2019	1642	081619ms	289081	232.62	08/16/2019	INV	PD	85641

DOCUMENT	P.O.	INV DATE	VOUCHER	CHECK RUN	CHECK #	INVOICE NET	DUE DATE	TYPE	STS	INVOICE DESCRIPTION
1569		08/15/2019	1645	081619ms	289081	185.08	08/16/2019	INV	PD	322515
1570		08/15/2019	1646	081619ms	289081	423.66	08/16/2019	INV	PD	213642
1565		08/15/2019	1641	081619ms	289081	121.85	08/16/2019	INV	PD	191164
1573		08/15/2019	1649	081619ms	289081	130.62	08/16/2019	INV	PD	268617
1567		08/15/2019	1643	081619ms	289081	245.88	08/16/2019	INV	PD	333009
1568		08/15/2019	1644	081619ms	289081	167.19	08/16/2019	INV	PD	201311
1572		08/15/2019	1648	081619ms	289081	44.77	08/16/2019	INV	PD	256156
1571		08/15/2019	1647	081619ms	289081	204.46	08/16/2019	INV	PD	395691
1574		08/15/2019	1650	081619ms	289081	108.82	08/16/2019	INV	PD	372551
2337		08/30/2019	2445	083019ms	289322	232.62	08/30/2019	INV	PD	85641
2340		08/30/2019	2448	083019ms	289322	185.08	08/30/2019	INV	PD	322515
2341		08/30/2019	2449	083019ms	289322	423.66	08/30/2019	INV	PD	213642
2336		08/30/2019	2444	083019ms	289322	121.85	08/30/2019	INV	PD	191164
2345		08/30/2019	2453	083019ms	289322	130.62	08/30/2019	INV	PD	268617
2338		08/30/2019	2446	083019ms	289322	245.88	08/30/2019	INV	PD	333009
2339		08/30/2019	2447	083019ms	289322	167.19	08/30/2019	INV	PD	201311
2343		08/30/2019	2452	083019ms	289322	44.77	08/30/2019	INV	PD	256156
2342		08/30/2019	2450	083019ms	289322	204.46	08/30/2019	INV	PD	395691
2346		08/30/2019	2455	083019ms	289322	108.82	08/30/2019	INV	PD	372551
8083		12/20/2019	9488	Dec PR#2	1208	121.85	12/20/2019	INV	PD	191164
8092		12/20/2019	9497	Dec PR#2	1208	130.62	12/20/2019	INV	PD	268617
8084		12/20/2019	9489	Dec PR#2	1208	232.62	12/20/2019	INV	PD	85641
8085		12/20/2019	9490	Dec PR#2	1208	245.88	12/20/2019	INV	PD	333009
8086		12/20/2019	9491	Dec PR#2	1208	167.19	12/20/2019	INV	PD	201311
8087		12/20/2019	9492	Dec PR#2	1208	185.08	12/20/2019	INV	PD	322515
8088		12/20/2019	9493	Dec PR#2	1208	423.66	12/20/2019	INV	PD	213642
8089		12/20/2019	9495	Dec PR#2	1208	204.46	12/20/2019	INV	PD	395691
8091		12/20/2019	9496	Dec PR#2	1208	44.77	12/20/2019	INV	PD	256156
7462		12/06/2019	8012	Dec PR#1	1095	121.85	12/06/2019	INV	PD	191164
7472		12/06/2019	8023	Dec PR#1	1095	108.82	12/06/2019	INV	PD	372551
7463		12/06/2019	8013	Dec PR#1	1095	232.62	12/06/2019	INV	PD	85641
7464		12/06/2019	8015	Dec PR#1	1095	245.88	12/06/2019	INV	PD	333009
7466		12/06/2019	8016	Dec PR#1	1095	167.19	12/06/2019	INV	PD	201311
7467		12/06/2019	8017	Dec PR#1	1095	185.08	12/06/2019	INV	PD	322515
7468		12/06/2019	8018	Dec PR#1	1095	423.66	12/06/2019	INV	PD	213642
7469		12/06/2019	8019	Dec PR#1	1095	204.46	12/06/2019	INV	PD	395691
7470		12/06/2019	8020	Dec PR#1	1095	44.77	12/06/2019	INV	PD	256156
7471		12/06/2019	8022	Dec PR#1	1095	130.62	12/06/2019	INV	PD	268617
10913		02/14/2020	12402	Feb PR#1	400223	121.85	02/14/2020	INV	PD	191164
10922		02/14/2020	12411	Feb PR#1	400223	128.31	02/14/2020	INV	PD	268617
10914		02/14/2020	12403	Feb PR#1	400223	232.62	02/14/2020	INV	PD	85641
10915		02/14/2020	12404	Feb PR#1	400223	245.88	02/14/2020	INV	PD	333009
10916		02/14/2020	12405	Feb PR#1	400223	167.19	02/14/2020	INV	PD	201311
10917		02/14/2020	12406	Feb PR#1	400223	185.08	02/14/2020	INV	PD	322515
10918		02/14/2020	12407	Feb PR#1	400223	423.66	02/14/2020	INV	PD	213642
10919		02/14/2020	12408	Feb PR#1	400223	204.46	02/14/2020	INV	PD	395691
10920		02/14/2020	12409	Feb PR#1	400223	44.77	02/14/2020	INV	PD	256156
10921		02/14/2020	12410	Feb PR#1	400223	167.54	02/14/2020	INV	PD	414821
11521		02/28/2020	13024	Feb PR#2	400298	121.85	02/28/2020	INV	PD	191164
11531		02/28/2020	13034	Feb PR#2	400298	167.54	02/28/2020	INV	PD	414821
11522		02/28/2020	13025	Feb PR#2	400298	232.62	02/28/2020	INV	PD	85641
11523		02/28/2020	13026	Feb PR#2	400298	245.88	02/28/2020	INV	PD	333009
11524		02/28/2020	13027	Feb PR#2	400298	167.19	02/28/2020	INV	PD	201311
11525		02/28/2020	13028	Feb PR#2	400298	185.08	02/28/2020	INV	PD	322515
11526		02/28/2020	13029	Feb PR#2	400298	423.66	02/28/2020	INV	PD	213642

DOCUMENT	P.O.	INV DATE	VOUCHER	CHECK RUN	CHECK #	INVOICE NET	DUE DATE	TYPE	STS	INVOICE DESCRIPTION
11527		02/28/2020	13030	Feb PR#2	400298	204.46	02/28/2020	INV	PD	395691
11528		02/28/2020	13031	Feb PR#2	400298	44.77	02/28/2020	INV	PD	256156
11530		02/28/2020	13033	Feb PR#2	400298	128.31	02/28/2020	INV	PD	268617
8871		01/03/2020	10288	Jan PR#1	1292	121.85	01/03/2020	INV	PD	191164
8872		01/03/2020	10289	Jan PR#1	1292	232.62	01/03/2020	INV	PD	85641
8873		01/03/2020	10290	Jan PR#1	1292	245.88	01/03/2020	INV	PD	333009
8874		01/03/2020	10291	Jan PR#1	1292	167.19	01/03/2020	INV	PD	201311
8875		01/03/2020	10292	Jan PR#1	1292	185.08	01/03/2020	INV	PD	322515
8876		01/03/2020	10293	Jan PR#1	1292	423.66	01/03/2020	INV	PD	213642
8877		01/03/2020	10294	Jan PR#1	1292	204.46	01/03/2020	INV	PD	395691
8878		01/03/2020	10295	Jan PR#1	1292	44.77	01/03/2020	INV	PD	256156
8879		01/03/2020	10296	Jan PR#1	1292	130.62	01/03/2020	INV	PD	268617
9549		01/17/2020	10987	Jan PR#2	400065	121.85	01/17/2020	INV	PD	191164
9558		01/17/2020	10996	Jan PR#2	400065	167.54	01/17/2020	INV	PD	414821
9550		01/17/2020	10988	Jan PR#2	400065	232.62	01/17/2020	INV	PD	85641
9551		01/17/2020	10989	Jan PR#2	400065	245.88	01/17/2020	INV	PD	333009
9552		01/17/2020	10990	Jan PR#2	400065	167.19	01/17/2020	INV	PD	201311
9553		01/17/2020	10991	Jan PR#2	400065	185.08	01/17/2020	INV	PD	322515
9554		01/17/2020	10992	Jan PR#2	400065	423.66	01/17/2020	INV	PD	213642
9555		01/17/2020	10993	Jan PR#2	400065	204.46	01/17/2020	INV	PD	395691
9556		01/17/2020	10994	Jan PR#2	400065	44.77	01/17/2020	INV	PD	256156
9557		01/17/2020	10995	Jan PR#2	400065	128.31	01/17/2020	INV	PD	268617
10101		01/31/2020	11568	Jan PR#3	400137	121.85	01/31/2020	INV	PD	191164
10110		01/31/2020	11577	Jan PR#3	400137	167.54	01/31/2020	INV	PD	414821
10102		01/31/2020	11569	Jan PR#3	400137	232.62	01/31/2020	INV	PD	85641
10103		01/31/2020	11570	Jan PR#3	400137	245.88	01/31/2020	INV	PD	333009
10104		01/31/2020	11571	Jan PR#3	400137	167.19	01/31/2020	INV	PD	201311
10105		01/31/2020	11572	Jan PR#3	400137	185.08	01/31/2020	INV	PD	322515
10106		01/31/2020	11573	Jan PR#3	400137	423.66	01/31/2020	INV	PD	213642
10107		01/31/2020	11574	Jan PR#3	400137	204.46	01/31/2020	INV	PD	395691
10108		01/31/2020	11575	Jan PR#3	400137	44.77	01/31/2020	INV	PD	256156
10109		01/31/2020	11576	Jan PR#3	400137	128.31	01/31/2020	INV	PD	268617
12260		03/13/2020	13780	Mar PR#1	400381	121.85	03/13/2020	INV	PD	191164
12269		03/13/2020	13789	Mar PR#1	400381	128.31	03/13/2020	INV	PD	268617
12261		03/13/2020	13781	Mar PR#1	400381	232.62	03/13/2020	INV	PD	85641
12262		03/13/2020	13782	Mar PR#1	400381	245.88	03/13/2020	INV	PD	333009
12263		03/13/2020	13783	Mar PR#1	400381	167.19	03/13/2020	INV	PD	201311
12264		03/13/2020	13784	Mar PR#1	400381	185.08	03/13/2020	INV	PD	322515
12265		03/13/2020	13785	Mar PR#1	400381	423.66	03/13/2020	INV	PD	213642
12266		03/13/2020	13786	Mar PR#1	400381	204.46	03/13/2020	INV	PD	395691
12267		03/13/2020	13787	Mar PR#1	400381	44.77	03/13/2020	INV	PD	256156
12268		03/13/2020	13788	Mar PR#1	400381	167.54	03/13/2020	INV	PD	414821
12897		03/27/2020	14434	Mar PR#2	400454	121.85	03/27/2020	INV	PD	191164
12906		03/27/2020	14443	Mar PR#2	400454	167.54	03/27/2020	INV	PD	414821
12898		03/27/2020	14435	Mar PR#2	400454	232.62	03/27/2020	INV	PD	85641
12899		03/27/2020	14436	Mar PR#2	400454	245.88	03/27/2020	INV	PD	333009
12900		03/27/2020	14437	Mar PR#2	400454	167.19	03/27/2020	INV	PD	201311
12901		03/27/2020	14438	Mar PR#2	400454	185.08	03/27/2020	INV	PD	322515
12902		03/27/2020	14439	Mar PR#2	400454	423.66	03/27/2020	INV	PD	213642
12903		03/27/2020	14440	Mar PR#2	400454	204.46	03/27/2020	INV	PD	395691
12904		03/27/2020	14441	Mar PR#2	400454	44.77	03/27/2020	INV	PD	256156
12905		03/27/2020	14442	Mar PR#2	400454	128.31	03/27/2020	INV	PD	268617
6301		11/08/2019	6819	Nov PR1	917	121.85	11/08/2019	INV	PD	191164
6302		11/08/2019	6820	Nov PR1	917	232.62	11/08/2019	INV	PD	85641
6303		11/08/2019	6821	Nov PR1	917	245.88	11/08/2019	INV	PD	333009

DOCUMENT	P.O.	INV DATE	VOUCHER	CHECK RUN	CHECK #	INVOICE NET	DUE DATE	TYPE	STS	INVOICE DESCRIPTION
6304		11/08/2019	6822	Nov PR1	917	167.19	11/08/2019	INV	PD	201311
6305		11/08/2019	6823	Nov PR1	917	185.08	11/08/2019	INV	PD	322515
6306		11/08/2019	6824	Nov PR1	917	423.66	11/08/2019	INV	PD	213642
6307		11/08/2019	6825	Nov PR1	917	204.46	11/08/2019	INV	PD	395691
6308		11/08/2019	6826	Nov PR1	917	44.77	11/08/2019	INV	PD	256156
6309		11/08/2019	6827	Nov PR1	917	130.62	11/08/2019	INV	PD	268617
6310		11/08/2019	6828	Nov PR1	917	108.82	11/08/2019	INV	PD	372551
6940		11/22/2019	7471	Nov PR2	1004	121.85	11/22/2019	INV	PD	191164
6949		11/22/2019	7480	Nov PR2	1004	108.82	11/22/2019	INV	PD	372551
6941		11/22/2019	7472	Nov PR2	1004	232.62	11/22/2019	INV	PD	85641
6942		11/22/2019	7473	Nov PR2	1004	245.88	11/22/2019	INV	PD	333009
6943		11/22/2019	7474	Nov PR2	1004	167.19	11/22/2019	INV	PD	201311
6944		11/22/2019	7475	Nov PR2	1004	185.08	11/22/2019	INV	PD	322515
6945		11/22/2019	7476	Nov PR2	1004	423.66	11/22/2019	INV	PD	213642
6946		11/22/2019	7477	Nov PR2	1004	204.46	11/22/2019	INV	PD	395691
6947		11/22/2019	7478	Nov PR2	1004	44.77	11/22/2019	INV	PD	256156
6948		11/22/2019	7479	Nov PR2	1004	130.62	11/22/2019	INV	PD	268617
5606		10/25/2019	6100	Oct PR2	796	121.85	10/25/2019	INV	PD	191164
5619		10/25/2019	6113	Oct PR2	796	108.82	10/25/2019	INV	PD	372551
5607		10/25/2019	6102	Oct PR2	796	232.62	10/25/2019	INV	PD	85641
5611		10/25/2019	6105	Oct PR2	796	245.88	10/25/2019	INV	PD	333009
5612		10/25/2019	6106	Oct PR2	796	167.19	10/25/2019	INV	PD	201311
5613		10/25/2019	6107	Oct PR2	796	185.08	10/25/2019	INV	PD	322515
5614		10/25/2019	6108	Oct PR2	796	423.66	10/25/2019	INV	PD	213642
5616		10/25/2019	6110	Oct PR2	796	204.46	10/25/2019	INV	PD	395691
5617		10/25/2019	6111	Oct PR2	796	44.77	10/25/2019	INV	PD	256156
5618		10/25/2019	6112	Oct PR2	796	130.62	10/25/2019	INV	PD	268617
4613		10/11/2019	4784	Oct PR#1	718	121.85	10/11/2019	INV	PD	191164
4625		10/11/2019	4796	Oct PR#1	718	108.82	10/11/2019	INV	PD	372551
4615		10/11/2019	4786	Oct PR#1	718	232.62	10/11/2019	INV	PD	85641
4616		10/11/2019	4787	Oct PR#1	718	245.88	10/11/2019	INV	PD	333009
4617		10/11/2019	4788	Oct PR#1	718	167.19	10/11/2019	INV	PD	201311
4618		10/11/2019	4789	Oct PR#1	718	185.08	10/11/2019	INV	PD	322515
4620		10/11/2019	4791	Oct PR#1	718	423.66	10/11/2019	INV	PD	213642
4621		10/11/2019	4792	Oct PR#1	718	204.46	10/11/2019	INV	PD	395691
4622		10/11/2019	4793	Oct PR#1	718	44.77	10/11/2019	INV	PD	256156
4623		10/11/2019	4794	Oct PR#1	718	130.62	10/11/2019	INV	PD	268617
2894		09/13/2019	3011	09132019	289677	232.62	09/13/2019	INV	PD	85641
2897		09/13/2019	3014	09132019	289677	185.08	09/13/2019	INV	PD	322515
2898		09/13/2019	3015	09132019	289677	423.66	09/13/2019	INV	PD	213642
2893		09/13/2019	3010	09132019	289677	121.85	09/13/2019	INV	PD	191164
2901		09/13/2019	3018	09132019	289677	130.62	09/13/2019	INV	PD	268617
2895		09/13/2019	3012	09132019	289677	245.88	09/13/2019	INV	PD	333009
2896		09/13/2019	3013	09132019	289677	167.19	09/13/2019	INV	PD	201311
2900		09/13/2019	3017	09132019	289677	44.77	09/13/2019	INV	PD	256156
2899		09/13/2019	3016	09132019	289677	204.46	09/13/2019	INV	PD	395691
2902		09/13/2019	3019	09132019	289677	108.82	09/13/2019	INV	PD	372551
3768		09/27/2019	3903	09272019	289982	232.62	09/27/2019	INV	PD	85641
3771		09/27/2019	3906	09272019	289982	185.08	09/27/2019	INV	PD	322515
3772		09/27/2019	3907	09272019	289982	423.66	09/27/2019	INV	PD	213642
3767		09/27/2019	3902	09272019	289982	121.85	09/27/2019	INV	PD	191164
3775		09/27/2019	3910	09272019	289982	130.62	09/27/2019	INV	PD	268617
3769		09/27/2019	3904	09272019	289982	245.88	09/27/2019	INV	PD	333009
3770		09/27/2019	3905	09272019	289982	167.19	09/27/2019	INV	PD	201311
3774		09/27/2019	3909	09272019	289982	44.77	09/27/2019	INV	PD	256156

DOCUMENT	P.O.	INV DATE	VOUCHER	CHECK RUN	CHECK #	INVOICE NET	DUE DATE	TYPE	STS	INVOICE DESCRIPTION
3773		09/27/2019	3908	09272019	289982	204.46	09/27/2019	INV	PD	395691
3776		09/27/2019	3911	09272019	289982	108.82	09/27/2019	INV	PD	372551
						33,689.92				
8955 NM RETIREE HEALTH CARE										
1534		08/15/2019	1610	081619ms	289083	23,108.70	08/16/2019	INV	PD	RHCA PR#2 City
1533		08/15/2019	1609	081619ms	289083	11,554.47	08/16/2019	INV	PD	RHCA PR#2 Employee
2319		08/30/2019	2427	083019ms	289324	11,662.12	08/30/2019	INV	PD	RHCA PR#3
2321		08/30/2019	2429	083019ms	289324	23,324.12	08/30/2019	INV	PD	RHCA PR#3
8064		12/20/2019	9469	Dec PR#2	1210	11,564.53	12/20/2019	INV	PD	RHCA
8065		12/20/2019	9470	Dec PR#2	1210	23,129.08	12/20/2019	INV	PD	RHCA
7447		12/06/2019	7997	Dec PR#1	1097	23,197.21	12/06/2019	INV	PD	RHCA city
7446		12/06/2019	7996	Dec PR#1	1097	11,598.66	12/06/2019	INV	PD	RHCA employee
10902		02/14/2020	12391	Feb PR#1	400225	34,605.75	02/14/2020	INV	PD	RHCA
11501		02/28/2020	13005	Feb PR#2	400300	11,619.55	02/28/2020	INV	PD	RHCA
11502		02/28/2020	13006	Feb PR#2	400300	23,239.14	02/28/2020	INV	PD	RHCA
8857		01/03/2020	10274	Jan PR#1	1294	11,580.25	01/03/2020	INV	PD	RHCA
8858		01/03/2020	10275	Jan PR#1	1294	23,160.51	01/03/2020	INV	PD	RHCA
9533		01/17/2020	10972	Jan PR#2	400067	11,576.69	01/17/2020	INV	PD	RHCA
9534		01/17/2020	10973	Jan PR#2	400067	23,153.19	01/17/2020	INV	PD	RHCA
10091		01/31/2020	11558	Jan PR#3	400139	11,568.13	01/31/2020	INV	PD	RHCA
10092		01/31/2020	11559	Jan PR#3	400139	23,136.11	01/31/2020	INV	PD	RHCA
12248		03/13/2020	13768	Mar PR#1	400382	35,038.40	03/13/2020	INV	PD	RHCA
12883		03/27/2020	14420	Mar PR#2	400455	35,044.17	03/27/2020	INV	PD	RHCA
1208		08/02/2019	1271	080919	288976	23,031.30	08/09/2019	INV	PD	RHCA PR#2 City
1205		08/02/2019	1268	080919	288976	11,515.78	08/09/2019	INV	PD	RHCA PR#2 Emolyee
6287		11/08/2019	6805	Nov PR1	919	23,322.93	11/08/2019	INV	PD	RHCA
6286		11/08/2019	6804	Nov PR1	919	11,661.50	11/08/2019	INV	PD	RHCA
6915		11/22/2019	7445	Nov PR2	1006	23,411.86	11/22/2019	INV	PD	RHCA
6914		11/22/2019	7444	Nov PR2	1006	11,705.91	11/22/2019	INV	PD	RHCA
5588		10/25/2019	6082	Oct PR2	798	11,745.73	10/25/2019	INV	PD	RHCA PR#2 Employee Share
5589		10/25/2019	6083	Oct PR2	798	23,491.40	10/25/2019	INV	PD	RHCA PR#2 City Share
4597		10/11/2019	4768	Oct PR#1	720	23,524.28	10/11/2019	INV	PD	EMPLOYER PORTION
4595		10/11/2019	4766	Oct PR#1	720	11,762.18	10/11/2019	INV	PD	EMPLOYEE PORTION
2876		09/13/2019	2993	09132019	289679	23,593.65	09/13/2019	INV	PD	RHCA PR#1 City
2875		09/13/2019	2992	09132019	289679	11,796.91	09/13/2019	INV	PD	RHCA PR#1 Employee
3746		09/27/2019	3880	09272019	289984	23,763.68	09/27/2019	INV	PD	RHCA PR#2 City
3745		09/27/2019	3879	09272019	289984	11,881.89	09/27/2019	INV	PD	RHCA PR#2 Employee
						629,069.78				
8964 PROVIDENT LIFE & ACCIDENT										
919		08/02/2019	972	080619MS	288920	310.92	08/06/2019	INV	PD	BCN E0228148
1535		08/15/2019	1611	081619ms	289085	310.92	08/16/2019	INV	PD	BCN E0228148
2322		08/30/2019	2430	083019ms	289326	300.92	08/30/2019	INV	PD	BCN E0228148 (Emp Deducti
8066		12/20/2019	9471	Dec PR#2	1212	265.14	12/20/2019	INV	PD	BCN E0228148
7474		12/06/2019	8024	Dec PR#1	1099	265.14	12/06/2019	INV	PD	BCN E0228148
10904		02/14/2020	12393	Feb PR#1	400227	253.78	02/14/2020	INV	PD	BCN E0228148
11505		02/28/2020	13007	Feb PR#2	400302	253.78	02/28/2020	INV	PD	BCN E0228148
8860		01/03/2020	10277	Jan PR#1	1296	265.14	01/03/2020	INV	PD	BCN E0228148
9535		01/17/2020	10974	Jan PR#2	400069	265.14	01/17/2020	INV	PD	BCN E0228148
10093		01/31/2020	11560	Jan PR#3	400141	253.78	01/31/2020	INV	PD	BCN E0228148
12250		03/13/2020	13770	Mar PR#1	400384	253.78	03/13/2020	INV	PD	BCN E0228148
12884		03/27/2020	14421	Mar PR#2	400457	253.78	03/27/2020	INV	PD	Employee deductions

DOCUMENT	P.O.	INV DATE	VOUCHER	CHECK RUN	CHECK #	INVOICE NET	DUE DATE	TYPE	STS	INVOICE DESCRIPTION
6290		11/08/2019	6808	Nov PR1	921	286.61	11/08/2019	INV	PD	Employee Deductions
6917		11/22/2019	7447	Nov PR2	1008	265.14	11/22/2019	INV	PD	BCN E0228148
5590		10/25/2019	6084	Oct PR2	800	300.92	10/25/2019	INV	PD	BCN E0228148
4599		10/11/2019	4770	Oct PR#1	722	300.92	10/11/2019	INV	PD	EMPLOYEE DEDUCTIONS
2879		09/13/2019	2996	09132019	289681	300.92	09/13/2019	INV	PD	BCN E0228148 (Emp. Deduct
3747		09/27/2019	3881	09272019	289986	300.92	09/27/2019	INV	PD	BCN E0228148
						5,007.65				
8981 UNITED STATES TREASURY										
10923		02/14/2020	12412		20344261	327,131.57	02/14/2020	DIR	PD	Fica/Fica Med/Federal Tax
8983 TAXATION & REVENUE DEPT.										
8055		12/20/2019	9460	Dec PR#2	1218	950.00	12/20/2019	INV	PD	WC Assessment Fee
8057		12/20/2019	9463	Dec PR#2	1218	1,135.50	12/20/2019	INV	PD	WC Assessment Gee
12877		03/27/2020	14413	Mar PR#2	400462	2,068.30	03/27/2020	INV	PD	WC Assessment Fee
3738		09/27/2019	3872	09272019	289992	1,143.60	09/27/2019	INV	PD	Workers' Comp Assessment-
3737		09/27/2019	3871	09272019	289992	972.00	09/27/2019	INV	PD	Workers' Comp Assessment-
						6,269.40				
8986 US DEPT OF EDUCATION										
12890		03/27/2020	14427	Mar PR#2	400465	302.97	03/27/2020	INV	PD	Acct# 1027164539
12251		03/13/2020	13771	Mar PR#1	400390	303.27	03/13/2020	INV	PD	Acct# 1027164539
						606.24				
8987 UNITED WAY										
918		08/02/2019	971	080619MS	288929	270.00	08/06/2019	INV	PD	Employee Deductions
1539		08/15/2019	1615	081619ms	289093	268.00	08/16/2019	INV	PD	Emp Deductions PR#2
8068		12/20/2019	9473	Dec PR#2	1221	253.00	12/20/2019	INV	PD	Employee deductions
7448		12/06/2019	7998	Dec PR#1	1106	263.00	12/06/2019	INV	PD	Employee deductions
10903		02/14/2020	12392	Feb PR#1	400231	517.23	02/14/2020	INV	PD	Employee deductions
11508		02/28/2020	13011	Feb PR#2	400308	517.23	02/28/2020	INV	PD	Employee deductions
8859		01/03/2020	10276	Jan PR#1	1303	477.00	01/03/2020	INV	PD	Employee deductions
9537		01/17/2020	10976	Jan PR#2	400075	513.54	01/17/2020	INV	PD	Employee deductions
12249		03/13/2020	13769	Mar PR#1	400389	517.23	03/13/2020	INV	PD	Employee deductions
12886		03/27/2020	14423	Mar PR#2	400464	517.23	03/27/2020	INV	PD	Employee deductions
6288		11/08/2019	6807	Nov PR1	928	268.00	11/08/2019	INV	PD	Employee Deductions
6919		11/22/2019	7449	Nov PR2	1017	263.00	11/22/2019	INV	PD	Employee deductions
5623		10/25/2019	6117	Oct PR2	808	268.00	10/25/2019	INV	PD	Employee Deductions PR#2
4598		10/11/2019	4769	Oct PR#1	728	268.00	10/11/2019	INV	PD	EMPLOYEE DEDUCTIONS
2878		09/13/2019	2995	09132019	289687	268.00	09/13/2019	INV	PD	Emp. Deductions PR#1
3749		09/27/2019	3883	09272019	289995	268.00	09/27/2019	INV	PD	Emp Deductions PR#2
						5,716.46				
8988 U-1ST COMMUNITY FEDERAL										
2248		07/12/2019	2354		366896	1,065.66	07/31/2019	DIR	PD	Re-issue CK# 366872
8999 OFFICE OF ATTORNEY GENERAL										
10924		02/14/2020	12413		21420	375.69	02/14/2020	DIR	PD	Texas Child Support

DOCUMENT	P.O.	INV DATE	VOUCHER	CHECK RUN	CHECK #	INVOICE NET	DUE DATE	TYPE	STS	INVOICE DESCRIPTION
9001 DEPOSIT REFUND CHECKS										
CNV-57854		08/20/2019	00000000	CONVERT	76629	.00	08/20/2019	DIR	PD	GRACE QUINTANA OR CITY OF
8481		01/03/2020	9898		76843	45.00	01/03/2020	DIR	PD	Utility Deposit Refund
8482		01/03/2020	9899		76844	45.00	01/03/2020	DIR	PD	Utility Deposit Refund
8483		01/03/2020	9900		76845	15.00	01/03/2020	DIR	PD	Utility Deposit Refund
8484		01/03/2020	9901		76846	45.00	01/03/2020	DIR	PD	Utility Deposit Refund
8485		01/03/2020	9902		76847	45.00	01/03/2020	DIR	PD	Utility Deposit Refund
8486		01/03/2020	9903		76848	45.00	01/03/2020	DIR	PD	Utility Deposit Refund
8487		01/03/2020	9904		76849	45.00	01/03/2020	DIR	PD	Utility Deposit Refund
8488		01/03/2020	9905		76850	39.06	01/03/2020	DIR	PD	Utility Deposit Refund
8489		01/03/2020	9906		76851	45.00	01/03/2020	DIR	PD	Utility Deposit Refund
8490		01/03/2020	9907		76853	45.00	01/03/2020	DIR	PD	Utility Deposit Refund
8491		01/03/2020	9908		76854	45.00	01/03/2020	DIR	PD	Utility Deposit Refund
8492		01/03/2020	9909		76855	1.08	01/03/2020	DIR	PD	Utility Deposit Refund
8493		01/03/2020	9910		76856	45.00	01/03/2020	DIR	PD	Utility Deposit Refund
8494		01/03/2020	9911		76857	45.00	01/03/2020	DIR	PD	Utility Deposit Refund
8495		01/03/2020	9912		76858	45.00	01/03/2020	DIR	PD	Utility Deposit Refund
8496		01/03/2020	9913		76859	45.00	01/03/2020	DIR	PD	Utility Deposit Refund
8497		01/03/2020	9914		76860	45.00	01/03/2020	DIR	PD	Utility Deposit Refund
8498		01/03/2020	9915		76861	113.98	01/03/2020	DIR	PD	Utility Deposit Refund
8499		01/03/2020	9916		76862	45.00	01/03/2020	DIR	PD	Utility Deposit Refund
8500		01/03/2020	9917		76863	45.00	01/03/2020	DIR	PD	Utility Deposit Refund
8501		01/03/2020	9918		76864	129.68	01/03/2020	DIR	PD	Utility Deposit Refund
8502		01/03/2020	9919		76865	130.04	01/03/2020	DIR	PD	Utility Deposit Refund
8503		01/03/2020	9920		76866	10.00	01/03/2020	DIR	PD	Utility Deposit Refund
8504		01/03/2020	9921		76867	15.00	01/03/2020	DIR	PD	Utility Deposit Refund
8505		01/03/2020	9922		76868	45.00	01/03/2020	DIR	PD	Utility Deposit Refund
8506		01/03/2020	9923		76869	15.00	01/03/2020	DIR	PD	Utility Deposit Refund
8507		01/03/2020	9924		76870	45.00	01/03/2020	DIR	PD	Utility Deposit Refund
8508		01/03/2020	9925		76871	45.00	01/03/2020	DIR	PD	Utility Deposit Refund
8509		01/03/2020	9926		76872	45.00	01/03/2020	DIR	PD	Utility Deposit Refund
8510		01/03/2020	9927		76873	45.00	01/03/2020	DIR	PD	Utility Deposit Refund
8511		01/03/2020	9928		76874	15.00	01/03/2020	DIR	PD	Utility Deposit Refund
8512		01/03/2020	9929		76875	45.00	01/03/2020	DIR	PD	Utility Deposit Refund
8513		01/03/2020	9930		76876	23.09	01/03/2020	DIR	PD	Utility Deposit Refund
8514		01/03/2020	9931		76877	45.00	01/03/2020	DIR	PD	Utility Deposit Refund
8515		01/03/2020	9932		76878	21.74	01/03/2020	DIR	PD	Utility Deposit Refund
8516		01/03/2020	9933		76879	33.89	01/03/2020	DIR	PD	Utility Deposit Refund
8517		01/03/2020	9934		76880	45.00	01/03/2020	DIR	PD	Utility Deposit Refund
8518		01/03/2020	9935		76881	45.00	01/03/2020	DIR	PD	Utility Deposit Refund
8519		01/03/2020	9936		76882	45.00	01/03/2020	DIR	PD	Utility Deposit Refund
8520		01/03/2020	9937		76883	96.20	01/03/2020	DIR	PD	Utility Deposit Refund
8521		01/03/2020	9938		76884	45.00	01/03/2020	DIR	PD	Utility Deposit Refund
8522		01/03/2020	9939		76885	25.41	01/03/2020	DIR	PD	Utility Deposit Refund
8523		01/03/2020	9940		76886	18.42	01/03/2020	DIR	PD	Utility Deposit Refund
8524		01/03/2020	9941		76887	45.00	01/03/2020	DIR	PD	Utility Deposit Refund
8525		01/03/2020	9942		76888	114.00	01/03/2020	DIR	PD	Utility Deposit Refund
8526		01/03/2020	9943		76889	45.00	01/03/2020	DIR	PD	Utility Deposit Refund
8527		01/03/2020	9944		76890	26.45	01/03/2020	DIR	PD	Utility Deposit Refund
8528		01/03/2020	9945		76891	22.98	01/03/2020	DIR	PD	Utility Deposit Refund
8529		01/03/2020	9946		76892	45.00	01/03/2020	DIR	PD	Utility Deposit Refund
8530		01/03/2020	9947		76893	45.00	01/03/2020	DIR	PD	Utility Deposit Refund
8531		01/03/2020	9948		76894	45.00	01/03/2020	DIR	PD	Utility Deposit Refund
8532		01/03/2020	9949		76895	45.00	01/03/2020	DIR	PD	Utility Deposit Refund

DOCUMENT	P.O.	INV DATE	VOUCHER	CHECK RUN	CHECK #	INVOICE NET	DUE DATE	TYPE	STS	INVOICE DESCRIPTION
8533		01/03/2020	9950		76896	55.10	01/03/2020	DIR	PD	Utility Deposit Refund
8534		01/03/2020	9951		76897	45.00	01/03/2020	DIR	PD	Utility Deposit Refund
8535		01/03/2020	9952		76898	24.24	01/03/2020	DIR	PD	Utility Deposit Refund
8536		01/03/2020	9953		76899	45.00	01/03/2020	DIR	PD	Utility Deposit Refund
8537		01/03/2020	9954		76900	31.25	01/03/2020	DIR	PD	Utility Deposit Refund
8538		01/03/2020	9955		76901	45.00	01/03/2020	DIR	PD	Utility Deposit Refund
8539		01/03/2020	9956		76902	180.00	01/03/2020	DIR	PD	Utility Deposit Refund
8540		01/03/2020	9957		76903	6.25	01/03/2020	DIR	PD	Utility Deposit Refund
8541		01/03/2020	9958		76904	45.00	01/03/2020	DIR	PD	Utility Deposit Refund
8542		01/03/2020	9959		76905	25.60	01/03/2020	DIR	PD	Utility Deposit Refund
8543		01/03/2020	9960		76906	45.00	01/03/2020	DIR	PD	Utility Deposit Refund
8544		01/03/2020	9961		76907	45.00	01/03/2020	DIR	PD	Utility Deposit Refund
8545		01/03/2020	9962		76908	45.00	01/03/2020	DIR	PD	Utility Deposit Refund
8546		01/03/2020	9963		76909	45.00	01/03/2020	DIR	PD	Utility Deposit Refund
8547		01/03/2020	9964		76910	45.00	01/03/2020	DIR	PD	Utility Deposit Refund
8548		01/03/2020	9965		76911	45.00	01/03/2020	DIR	PD	Utility Deposit Refund
8549		01/03/2020	9966		76912	45.00	01/03/2020	DIR	PD	Utility Deposit Refund
8550		01/03/2020	9967		76913	66.53	01/03/2020	DIR	PD	Utility Deposit Refund
8551		01/03/2020	9968		76914	45.00	01/03/2020	DIR	PD	Utility Deposit Refund
8552		01/03/2020	9969		76915	45.00	01/03/2020	DIR	PD	Utility Deposit Refund
8553		01/03/2020	9970		76916	15.00	01/03/2020	DIR	PD	Utility Deposit Refund
8554		01/03/2020	9971		76917	10.00	01/03/2020	DIR	PD	Utility Deposit Refund
8555		01/03/2020	9972		76918	45.00	01/03/2020	DIR	PD	Utility Deposit Refund
8556		01/03/2020	9973		76919	45.00	01/03/2020	DIR	PD	Utility Deposit Refund
8557		01/03/2020	9974		76920	45.00	01/03/2020	DIR	PD	Utility Deposit Refund
8558		01/03/2020	9975		76921	50.00	01/03/2020	DIR	PD	Utility Deposit Refund
8559		01/03/2020	9976		76922	45.00	01/03/2020	DIR	PD	Utility Deposit Refund
8560		01/03/2020	9977		76923	45.00	01/03/2020	DIR	PD	Utility Deposit Refund
8561		01/03/2020	9978		76924	45.00	01/03/2020	DIR	PD	Utility Deposit Refund
8562		01/03/2020	9979		76925	45.00	01/03/2020	DIR	PD	Utility Deposit Refund
8563		01/03/2020	9980		76926	85.84	01/03/2020	DIR	PD	Utility Deposit Refund
8564		01/03/2020	9981		76927	.36	01/03/2020	DIR	PD	Utility Deposit Refund
8565		01/03/2020	9982		76928	90.00	01/03/2020	DIR	PD	Utility Deposit Refund
8566		01/03/2020	9983		76929	15.00	01/03/2020	DIR	PD	Utility Deposit Refund
8567		01/03/2020	9984		76930	45.00	01/03/2020	DIR	PD	Utility Deposit Refund
8568		01/03/2020	9985		76932	9.46	01/03/2020	DIR	PD	Utility Deposit Refund
8569		01/03/2020	9986		76933	65.30	01/03/2020	DIR	PD	Utility Deposit Refund
8570		01/03/2020	9987		76934	45.00	01/03/2020	DIR	PD	Utility Deposit Refund
8571		01/03/2020	9988		76935	7.18	01/03/2020	DIR	PD	Utility Deposit Refund
8572		01/03/2020	9989		76936	6.72	01/03/2020	DIR	PD	Utility Deposit Refund
8573		01/03/2020	9990		76937	120.60	01/03/2020	DIR	PD	Utility Deposit Refund
8574		01/03/2020	9991		76939	208.86	01/03/2020	DIR	PD	Utility Deposit Refund
8575		01/03/2020	9992		76940	45.00	01/03/2020	DIR	PD	Utility Deposit Refund
8576		01/03/2020	9993		76941	45.00	01/03/2020	DIR	PD	Utility Deposit Refund
8577		01/03/2020	9994		76943	45.00	01/03/2020	DIR	PD	Utility Deposit Refund
8578		01/03/2020	9995		76944	45.00	01/03/2020	DIR	PD	Utility Deposit Refund
8579		01/03/2020	9996		76945	45.00	01/03/2020	DIR	PD	Utility Deposit Refund
8580		01/03/2020	9997		76946	10.00	01/03/2020	DIR	PD	Utility Deposit Refund
8581		01/03/2020	9998		76947	45.00	01/03/2020	DIR	PD	Utility Deposit Refund
8582		01/03/2020	9999		76948	45.00	01/03/2020	DIR	PD	Utility Deposit Refund
8583		01/03/2020	10000		76949	79.57	01/03/2020	DIR	PD	Utility Deposit Refund
8584		01/03/2020	10001		76950	45.00	01/03/2020	DIR	PD	Utility Deposit Refund
8585		01/03/2020	10002		76951	45.00	01/03/2020	DIR	PD	Utility Deposit Refund
8586		01/03/2020	10003		76955	45.00	01/03/2020	DIR	PD	Utility Deposit Refund
8587		01/03/2020	10004		76956	45.00	01/03/2020	DIR	PD	Utility Deposit Refund

DOCUMENT	P.O.	INV DATE	VOUCHER	CHECK RUN	CHECK #	INVOICE NET	DUE DATE	TYPE	STS	INVOICE DESCRIPTION
8588		01/03/2020	10005		76957	10.00	01/03/2020	DIR	PD	Utility Deposit Refund
8589		01/03/2020	10006		76958	45.00	01/03/2020	DIR	PD	Utility Deposit Refund
8590		01/03/2020	10007		76959	115.08	01/03/2020	DIR	PD	Utility Deposit Refund
8591		01/03/2020	10008		76960	45.00	01/03/2020	DIR	PD	Utility Deposit Refund
8592		01/03/2020	10009		76961	63.90	01/03/2020	DIR	PD	Utility Deposit Refund
8593		01/03/2020	10010		76962	45.00	01/03/2020	DIR	PD	Utility Deposit Refund
8594		01/03/2020	10011		76963	286.96	01/03/2020	DIR	PD	Utility Deposit Refund
8595		01/03/2020	10012		76964	104.77	01/03/2020	DIR	PD	Utility Deposit Refund
8596		01/03/2020	10013		76965	45.00	01/03/2020	DIR	PD	Utility Deposit Refund
8597		01/03/2020	10014		76966	65.45	01/03/2020	DIR	PD	Utility Deposit Refund
8598		01/03/2020	10015		76967	.52	01/03/2020	DIR	PD	Utility Deposit Refund
8599		01/03/2020	10016		76968	45.00	01/03/2020	DIR	PD	Utility Deposit Refund
8600		01/03/2020	10017		76969	45.00	01/03/2020	DIR	PD	Utility Deposit Refund
8601		01/03/2020	10018		76970	45.00	01/03/2020	DIR	PD	Utility Deposit Refund
8602		01/03/2020	10019		76971	45.00	01/03/2020	DIR	PD	Utility Deposit Refund
8603		01/03/2020	10020		76974	45.00	01/03/2020	DIR	PD	Utility Deposit Refund
8604		01/03/2020	10021		76975	45.00	01/03/2020	DIR	PD	Utility Deposit Refund
8605		01/03/2020	10022		76976	15.00	01/03/2020	DIR	PD	Utility Deposit Refund
8606		01/03/2020	10023		76977	45.00	01/03/2020	DIR	PD	Utility Deposit Refund
8607		01/03/2020	10024		76978	45.00	01/03/2020	DIR	PD	Utility Deposit Refund
8608		01/03/2020	10025		76979	45.00	01/03/2020	DIR	PD	Utility Deposit Refund
8609		01/03/2020	10026		76980	1.58	01/03/2020	DIR	PD	Utility Deposit Refund
8610		01/03/2020	10027		76981	45.00	01/03/2020	DIR	PD	Utility Deposit Refund
8611		01/03/2020	10028		76982	384.90	01/03/2020	DIR	PD	Utility Deposit Refund
8612		01/03/2020	10029		76983	15.00	01/03/2020	DIR	PD	Utility Deposit Refund
8613		01/03/2020	10030		76984	45.00	01/03/2020	DIR	PD	Utility Deposit Refund
8614		01/03/2020	10031		76985	126.44	01/03/2020	DIR	PD	Utility Deposit Refund
8615		01/03/2020	10032		76986	10.91	01/03/2020	DIR	PD	Utility Deposit Refund
8616		01/03/2020	10033		76987	45.00	01/03/2020	DIR	PD	Utility Deposit Refund
8617		01/03/2020	10034		76988	12.30	01/03/2020	DIR	PD	Utility Deposit Refund
8618		01/03/2020	10035		76989	5.64	01/03/2020	DIR	PD	Utility Deposit Refund
8619		01/03/2020	10036		76990	45.00	01/03/2020	DIR	PD	Utility Deposit Refund
8620		01/03/2020	10037		76991	45.00	01/03/2020	DIR	PD	Utility Deposit Refund
8621		01/03/2020	10038		76992	45.00	01/03/2020	DIR	PD	Utility Deposit Refund
8622		01/03/2020	10039		76993	25.83	01/03/2020	DIR	PD	Utility Deposit Refund
8623		01/03/2020	10040		76994	9.72	01/03/2020	DIR	PD	Utility Deposit Refund
8624		01/03/2020	10041		76995	8.88	01/03/2020	DIR	PD	Utility Deposit Refund
8625		01/03/2020	10042		76996	45.00	01/03/2020	DIR	PD	Utility Deposit Refund
8626		01/03/2020	10043		76997	3.00	01/03/2020	DIR	PD	Utility Deposit Refund
8627		01/03/2020	10044		76998	45.00	01/03/2020	DIR	PD	Utility Deposit Refund
8628		01/03/2020	10045		76999	103.00	01/03/2020	DIR	PD	Utility Deposit Refund
8629		01/03/2020	10046		77000	45.00	01/03/2020	DIR	PD	Utility Deposit Refund
8630		01/03/2020	10047		77001	45.00	01/03/2020	DIR	PD	Utility Deposit Refund
8631		01/03/2020	10048		77002	45.00	01/03/2020	DIR	PD	Utility Deposit Refund
8632		01/03/2020	10049		77003	45.00	01/03/2020	DIR	PD	Utility Deposit Refund
8633		01/03/2020	10050		77004	45.00	01/03/2020	DIR	PD	Utility Deposit Refund
8634		01/03/2020	10051		77005	45.00	01/03/2020	DIR	PD	Utility Deposit Refund
8635		01/03/2020	10052		77007	45.00	01/03/2020	DIR	PD	Utility Deposit Refund
8636		01/03/2020	10053		77008	836.56	01/03/2020	DIR	PD	Utility Deposit Refund
8637		01/03/2020	10054		77009	45.00	01/03/2020	DIR	PD	Utility Deposit Refund
8638		01/03/2020	10055		77010	45.00	01/03/2020	DIR	PD	Utility Deposit Refund
8639		01/03/2020	10056		77011	104.34	01/03/2020	DIR	PD	Utility Deposit Refund
8640		01/03/2020	10057		77012	45.00	01/03/2020	DIR	PD	Utility Deposit Refund
8641		01/03/2020	10058		77013	45.00	01/03/2020	DIR	PD	Utility Deposit Refund
8642		01/03/2020	10059		77014	45.00	01/03/2020	DIR	PD	Utility Deposit Refund

DOCUMENT	P.O.	INV DATE	VOUCHER	CHECK RUN	CHECK #	INVOICE NET	DUE DATE	TYPE	STS	INVOICE DESCRIPTION
8643		01/03/2020	10060		77015	45.00	01/03/2020	DIR	PD	Utility Deposit Refund
8644		01/03/2020	10061		77017	45.00	01/03/2020	DIR	PD	Utility Deposit Refund
8645		01/03/2020	10062		77018	17.23	01/03/2020	DIR	PD	Utility Deposit Refund
8646		01/03/2020	10063		77019	1.00	01/03/2020	DIR	PD	Utility Deposit Refund
8647		01/03/2020	10064		77020	45.00	01/03/2020	DIR	PD	Utility Deposit Refund
8648		01/03/2020	10065		77021	30.03	01/03/2020	DIR	PD	Utility Deposit Refund
8649		01/03/2020	10066		77022	44.27	01/03/2020	DIR	PD	Utility Deposit Refund
8650		01/03/2020	10067		77023	45.00	01/03/2020	DIR	PD	Utility Deposit Refund
8651		01/03/2020	10068		77024	45.00	01/03/2020	DIR	PD	Utility Deposit Refund
8652		01/03/2020	10069		77025	177.32	01/03/2020	DIR	PD	Utility Deposit Refund
8653		01/03/2020	10070		77026	45.00	01/03/2020	DIR	PD	Utility Deposit Refund
8654		01/03/2020	10071		77027	12.12	01/03/2020	DIR	PD	Utility Deposit Refund
8655		01/03/2020	10072		77028	18.38	01/03/2020	DIR	PD	Utility Deposit Refund
8656		01/03/2020	10073		77029	10.00	01/03/2020	DIR	PD	Utility Deposit Refund
8657		01/03/2020	10074		77030	14.90	01/03/2020	DIR	PD	Utility Deposit Refund
8658		01/03/2020	10075		77031	45.00	01/03/2020	DIR	PD	Utility Deposit Refund
8659		01/03/2020	10076		77032	45.00	01/03/2020	DIR	PD	Utility Deposit Refund
8660		01/03/2020	10077		77033	45.00	01/03/2020	DIR	PD	Utility Deposit Refund
8661		01/03/2020	10078		77034	45.00	01/03/2020	DIR	PD	Utility Deposit Refund
8662		01/03/2020	10079		77035	45.00	01/03/2020	DIR	PD	Utility Deposit Refund
8663		01/03/2020	10080		77036	653.21	01/03/2020	DIR	PD	Utility Deposit Refund
8664		01/03/2020	10081		77037	45.00	01/03/2020	DIR	PD	Utility Deposit Refund
8665		01/03/2020	10082		77038	45.00	01/03/2020	DIR	PD	Utility Deposit Refund
8666		01/03/2020	10083		77039	45.00	01/03/2020	DIR	PD	Utility Deposit Refund
8667		01/03/2020	10084		77040	45.00	01/03/2020	DIR	PD	Utility Deposit Refund
8668		01/03/2020	10085		77041	45.00	01/03/2020	DIR	PD	Utility Deposit Refund
8669		01/03/2020	10086		77042	45.00	01/03/2020	DIR	PD	Utility Deposit Refund
8670		01/03/2020	10087		77043	45.00	01/03/2020	DIR	PD	Utility Deposit Refund
8671		01/03/2020	10088		77044	45.00	01/03/2020	DIR	PD	Utility Deposit Refund
8672		01/03/2020	10089		77045	45.00	01/03/2020	DIR	PD	Utility Deposit Refund
8673		01/03/2020	10090		77046	45.00	01/03/2020	DIR	PD	Utility Deposit Refund
8674		01/03/2020	10091		77047	45.00	01/03/2020	DIR	PD	Utility Deposit Refund
8675		01/03/2020	10092		77048	45.00	01/03/2020	DIR	PD	Utility Deposit Refund
8676		01/03/2020	10093		77049	45.00	01/03/2020	DIR	PD	Utility Deposit Refund
8677		01/03/2020	10094		77050	59.22	01/03/2020	DIR	PD	Utility Deposit Refund
8678		01/03/2020	10095		77051	230.22	01/03/2020	DIR	PD	Utility Deposit Refund
8679		01/03/2020	10096		77052	39.51	01/03/2020	DIR	PD	Utility Deposit Refund
8680		01/03/2020	10097		77053	15.00	01/03/2020	DIR	PD	Utility Deposit Refund
8681		01/03/2020	10098		77054	15.52	01/03/2020	DIR	PD	Utility Deposit Refund
8682		01/03/2020	10099		77055	45.00	01/03/2020	DIR	PD	Utility Deposit Refund
8683		01/03/2020	10100		77056	20.47	01/03/2020	DIR	PD	Utility Deposit Refund
8684		01/03/2020	10101		77057	41.46	01/03/2020	DIR	PD	Utility Deposit Refund
8685		01/03/2020	10102		77058	45.00	01/03/2020	DIR	PD	Utility Deposit Refund
8686		01/03/2020	10103		77061	45.00	01/03/2020	DIR	PD	Utility Deposit Refund
8687		01/03/2020	10104		77062	15.00	01/03/2020	DIR	PD	Utility Deposit Refund
8688		01/03/2020	10105		77064	45.00	01/03/2020	DIR	PD	Utility Deposit Refund
8689		01/03/2020	10106		77065	24.31	01/03/2020	DIR	PD	Utility Deposit Refund
8690		01/03/2020	10107		77066	45.00	01/03/2020	DIR	PD	Utility Deposit Refund
8691		01/03/2020	10108		77067	45.00	01/03/2020	DIR	PD	Utility Deposit Refund
8692		01/03/2020	10109		77068	31.77	01/03/2020	DIR	PD	Utility Deposit Refund
8693		01/03/2020	10110		77069	45.00	01/03/2020	DIR	PD	Utility Deposit Refund
8694		01/03/2020	10111		77070	32.70	01/03/2020	DIR	PD	Utility Deposit Refund
8695		01/03/2020	10112		77071	45.00	01/03/2020	DIR	PD	Utility Deposit Refund
8696		01/03/2020	10113		77072	45.00	01/03/2020	DIR	PD	Utility Deposit Refund
8697		01/03/2020	10114		77073	17.92	01/03/2020	DIR	PD	Utility Deposit Refund

DOCUMENT	P.O.	INV DATE	VOUCHER	CHECK RUN	CHECK #	INVOICE NET	DUE DATE	TYPE	STS	INVOICE DESCRIPTION
8698		01/03/2020	10115		77074	104.56	01/03/2020	DIR	PD	Utility Deposit Refund
8699		01/03/2020	10116		77075	21.03	01/03/2020	DIR	PD	Utility Deposit Refund
8700		01/03/2020	10117		77076	45.00	01/03/2020	DIR	PD	Utility Deposit Refund
8701		01/03/2020	10118		77077	1.54	01/03/2020	DIR	PD	Utility Deposit Refund
8702		01/03/2020	10119		77078	45.00	01/03/2020	DIR	PD	Utility Deposit Refund
8703		01/03/2020	10120		77079	45.00	01/03/2020	DIR	PD	Utility Deposit Refund
8704		01/03/2020	10121		77080	45.00	01/03/2020	DIR	PD	Utility Deposit Refund
8705		01/03/2020	10122		77081	95.41	01/03/2020	DIR	PD	Utility Deposit Refund
8706		01/03/2020	10123		77082	45.00	01/03/2020	DIR	PD	Utility Deposit Refund
8707		01/03/2020	10124		77083	45.00	01/03/2020	DIR	PD	Utility Deposit Refund
8708		01/03/2020	10125		77084	117.94	01/03/2020	DIR	PD	Utility Deposit Refund
8709		01/03/2020	10126		77085	45.00	01/03/2020	DIR	PD	Utility Deposit Refund
8710		01/03/2020	10127		77086	45.00	01/03/2020	DIR	PD	Utility Deposit Refund
8711		01/03/2020	10128		77087	15.00	01/03/2020	DIR	PD	Utility Deposit Refund
8712		01/03/2020	10129		77088	45.00	01/03/2020	DIR	PD	Utility Deposit Refund
8713		01/03/2020	10130		77089	28.42	01/03/2020	DIR	PD	Utility Deposit Refund
8714		01/03/2020	10131		77090	45.00	01/03/2020	DIR	PD	Utility Deposit Refund
8715		01/03/2020	10132		77091	15.00	01/03/2020	DIR	PD	Utility Deposit Refund
8716		01/03/2020	10133		77092	1.47	01/03/2020	DIR	PD	Utility Deposit Refund
8717		01/03/2020	10134		77093	3.78	01/03/2020	DIR	PD	Utility Deposit Refund
8718		01/03/2020	10135		77094	45.00	01/03/2020	DIR	PD	Utility Deposit Refund
8719		01/03/2020	10136		77095	45.00	01/03/2020	DIR	PD	Utility Deposit Refund
8720		01/03/2020	10137		77096	45.00	01/03/2020	DIR	PD	Utility Deposit Refund
8721		01/03/2020	10138		77097	45.00	01/03/2020	DIR	PD	Utility Deposit Refund
8722		01/03/2020	10139		77098	23.19	01/03/2020	DIR	PD	Utility Deposit Refund
8723		01/03/2020	10140		77099	116.00	01/03/2020	DIR	PD	Utility Deposit Refund
8724		01/03/2020	10141		77100	226.04	01/03/2020	DIR	PD	Utility Deposit Refund
8725		01/03/2020	10142		77101	45.00	01/03/2020	DIR	PD	Utility Deposit Refund
8726		01/03/2020	10143		77102	45.00	01/03/2020	DIR	PD	Utility Deposit Refund
8727		01/03/2020	10144		77103	45.00	01/03/2020	DIR	PD	Utility Deposit Refund
8728		01/03/2020	10145		77104	45.00	01/03/2020	DIR	PD	Utility Deposit Refund
8729		01/03/2020	10146		77105	220.42	01/03/2020	DIR	PD	Utility Deposit Refund
8730		01/03/2020	10147		77106	5.47	01/03/2020	DIR	PD	Utility Deposit Refund
8731		01/03/2020	10148		77107	45.00	01/03/2020	DIR	PD	Utility Deposit Refund
8732		01/03/2020	10149		77108	45.00	01/03/2020	DIR	PD	Utility Deposit Refund
8733		01/03/2020	10150		77109	80.78	01/03/2020	DIR	PD	Utility Deposit Refund
8734		01/03/2020	10151		77110	.45	01/03/2020	DIR	PD	Utility Deposit Refund
8735		01/03/2020	10152		77111	1.50	01/03/2020	DIR	PD	Utility Deposit Refund
8736		01/03/2020	10153		77112	45.00	01/03/2020	DIR	PD	Utility Deposit Refund
8737		01/03/2020	10154		77113	15.00	01/03/2020	DIR	PD	Utility Deposit Refund
8738		01/03/2020	10155		77114	90.00	01/03/2020	DIR	PD	Utility Deposit Refund
8739		01/03/2020	10156		77115	18.43	01/03/2020	DIR	PD	Utility Deposit Refund
8740		01/03/2020	10157		77116	45.00	01/03/2020	DIR	PD	Utility Deposit Refund
8741		01/03/2020	10158		77117	45.00	01/03/2020	DIR	PD	Utility Deposit Refund
8742		01/03/2020	10159		77118	45.00	01/03/2020	DIR	PD	Utility Deposit Refund
8743		01/03/2020	10160		77119	86.02	01/03/2020	DIR	PD	Utility Deposit Refund
8744		01/03/2020	10161		77120	45.00	01/03/2020	DIR	PD	Utility Deposit Refund
8745		01/03/2020	10162		77121	192.00	01/03/2020	DIR	PD	Utility Deposit Refund
8746		01/03/2020	10163		77122	192.00	01/03/2020	DIR	PD	Utility Deposit Refund
8747		01/03/2020	10164		77125	45.00	01/03/2020	DIR	PD	Utility Deposit Refund
8748		01/03/2020	10165		77126	11.91	01/03/2020	DIR	PD	Utility Deposit Refund
8749		01/03/2020	10166		77127	45.00	01/03/2020	DIR	PD	Utility Deposit Refund
8750		01/03/2020	10167		77128	5.00	01/03/2020	DIR	PD	Utility Deposit Refund
8751		01/03/2020	10168		77129	45.00	01/03/2020	DIR	PD	Utility Deposit Refund
8752		01/03/2020	10169		77130	45.00	01/03/2020	DIR	PD	Utility Deposit Refund

DOCUMENT	P.O.	INV DATE	VOUCHER	CHECK RUN	CHECK #	INVOICE NET	DUE DATE	TYPE	STS	INVOICE DESCRIPTION
8753		01/03/2020	10170		77131	45.00	01/03/2020	DIR	PD	Utility Deposit Refund
8754		01/03/2020	10171		77134	98.76	01/03/2020	DIR	PD	Utility Deposit Refund
8755		01/03/2020	10172		77135	45.00	01/03/2020	DIR	PD	Utility Deposit Refund
8756		01/03/2020	10173		77136	45.00	01/03/2020	DIR	PD	Utility Deposit Refund
8757		01/03/2020	10174		77137	45.00	01/03/2020	DIR	PD	Utility Deposit Refund
8758		01/03/2020	10175		77138	45.00	01/03/2020	DIR	PD	Utility Deposit Refund
8759		01/03/2020	10176		77139	45.00	01/03/2020	DIR	PD	Utility Deposit Refund
8760		01/03/2020	10177		77140	45.00	01/03/2020	DIR	PD	Utility Deposit Refund
8761		01/03/2020	10178		77141	45.00	01/03/2020	DIR	PD	Utility Deposit Refund
8762		01/03/2020	10179		77142	45.00	01/03/2020	DIR	PD	Utility Deposit Refund
8763		01/03/2020	10180		77143	45.00	01/03/2020	DIR	PD	Utility Deposit Refund
8764		01/03/2020	10181		77144	45.00	01/03/2020	DIR	PD	Utility Deposit Refund
8765		01/03/2020	10182		77145	32.60	01/03/2020	DIR	PD	Utility Deposit Refund
8766		01/03/2020	10183		77146	1,321.61	01/03/2020	DIR	PD	Utility Deposit Refund
8767		01/03/2020	10184		77147	109.38	01/03/2020	DIR	PD	Utility Deposit Refund
8768		01/03/2020	10185		77148	45.00	01/03/2020	DIR	PD	Utility Deposit Refund
8769		01/03/2020	10186		77149	45.00	01/03/2020	DIR	PD	Utility Deposit Refund
8770		01/03/2020	10187		77150	45.00	01/03/2020	DIR	PD	Utility Deposit Refund
8771		01/03/2020	10188		77151	.43	01/03/2020	DIR	PD	Utility Deposit Refund
8772		01/03/2020	10189		77152	45.00	01/03/2020	DIR	PD	Utility Deposit Refund
8773		01/03/2020	10190		77153	3.98	01/03/2020	DIR	PD	Utility Deposit Refund
8774		01/03/2020	10191		77154	45.00	01/03/2020	DIR	PD	Utility Deposit Refund
8775		01/03/2020	10192		77155	28.02	01/03/2020	DIR	PD	Utility Deposit Refund
8776		01/03/2020	10193		77156	160.66	01/03/2020	DIR	PD	Utility Deposit Refund
8777		01/03/2020	10194		77157	45.00	01/03/2020	DIR	PD	Utility Deposit Refund
8778		01/03/2020	10195		77158	45.00	01/03/2020	DIR	PD	Utility Deposit Refund
11681		10/31/2019	13188		77159	45.00	10/31/2019	DIR	PD	Utility Deposit Refund
11682		10/31/2019	13189		77160	126.78	10/31/2019	DIR	PD	Utility Deposit Refund
11683		10/31/2019	13190		77161	45.00	10/31/2019	DIR	PD	Utility Deposit Refund
11684		10/31/2019	13191		77162	45.00	10/31/2019	DIR	PD	Utility Deposit Refund
11685		10/31/2019	13192		77163	45.00	10/31/2019	DIR	PD	Utility Deposit Refund
11686		10/31/2019	13193		77164	45.00	10/31/2019	DIR	PD	Utility Deposit Refund
11688		10/31/2019	13195		77166	45.00	10/31/2019	DIR	PD	Utility Deposit Refund
11689		10/31/2019	13196		77167	45.00	10/31/2019	DIR	PD	Utility Deposit Refund
11690		10/31/2019	13197		77168	45.00	10/31/2019	DIR	PD	Utility Deposit Refund
11691		10/31/2019	13198		77169	210.58	10/31/2019	DIR	PD	Utility Deposit Refund
11693		10/31/2019	13200		77170	45.00	10/31/2019	DIR	PD	Utility Deposit Refund
11694		10/31/2019	13201		77171	45.00	10/31/2019	DIR	PD	Utility Deposit Refund
11695		10/31/2019	13202		77172	45.00	10/31/2019	DIR	PD	Utility Deposit Refund
11696		10/31/2019	13203		77173	27.06	10/31/2019	DIR	PD	Utility Deposit Refund
11697		10/31/2019	13204		77174	57.06	10/31/2019	DIR	PD	Utility Deposit Refund
11698		10/31/2019	13205		77175	45.00	10/31/2019	DIR	PD	Utility Deposit Refund
11699		10/31/2019	13206		77176	125.00	10/31/2019	DIR	PD	Utility Deposit Refund
11700		10/31/2019	13207		77177	45.00	10/31/2019	DIR	PD	Utility Deposit Refund
11701		10/31/2019	13208		77178	54.63	10/31/2019	DIR	PD	Utility Deposit Refund
11702		10/31/2019	13209		77179	10.55	10/31/2019	DIR	PD	Utility Deposit Refund
11703		10/31/2019	13210		77180	25.80	10/31/2019	DIR	PD	Utility Deposit Refund
11704		10/31/2019	13211		77181	11.04	10/31/2019	DIR	PD	Utility Deposit Refund
11705		10/31/2019	13212		77182	45.00	10/31/2019	DIR	PD	Utility Deposit Refund
11706		10/31/2019	13213		77183	24.30	10/31/2019	DIR	PD	Utility Deposit Refund
11707		10/31/2019	13214		77184	5.08	10/31/2019	DIR	PD	Utility Deposit Refund
11708		10/31/2019	13215		77185	29.37	10/31/2019	DIR	PD	Utility Deposit Refund
11709		10/31/2019	13216		77186	45.00	10/31/2019	DIR	PD	Utility Deposit Refund
11710		10/31/2019	13217		77187	10.94	10/31/2019	DIR	PD	Utility Deposit Refund
11711		10/31/2019	13218		77188	10.94	10/31/2019	DIR	PD	Utility Deposit Refund

DOCUMENT	P.O.	INV DATE	VOUCHER	CHECK RUN	CHECK #	INVOICE NET	DUE DATE	TYPE	STS	INVOICE DESCRIPTION
11712		10/31/2019	13219		77189	2.20	10/31/2019	DIR	PD	Utility Deposit Refund
11713		10/31/2019	13220		77190	5.18	10/31/2019	DIR	PD	Utility Deposit Refund
11714		10/31/2019	13221		77191	38.58	10/31/2019	DIR	PD	Utility Deposit Refund
11715		10/31/2019	13222		77192	22.07	10/31/2019	DIR	PD	Utility Deposit Refund
11716		10/31/2019	13223		77193	45.00	10/31/2019	DIR	PD	Utility Deposit Refund
11717		10/31/2019	13224		77194	21.47	10/31/2019	DIR	PD	Utility Deposit Refund
11718		10/31/2019	13225		77195	45.00	10/31/2019	DIR	PD	Utility Deposit Refund
11719		10/31/2019	13226		77196	45.00	10/31/2019	DIR	PD	Utility Deposit Refund
11720		10/31/2019	13227		77197	45.00	10/31/2019	DIR	PD	Utility Deposit Refund
11721		10/31/2019	13228		77198	45.00	10/31/2019	DIR	PD	Utility Deposit Refund
11722		10/31/2019	13229		77199	45.00	10/31/2019	DIR	PD	Utility Deposit Refund
						19,122.65				
9005 PETTY CASH										
12478		09/16/2019	14004	03182020	293397	2,000.00	03/20/2020	INV	PD	PETTY CASH 2/28/20-3/12/2
12948		09/16/2019	14484	03312020	293692	2,225.95	03/31/2020	INV	PD	3/12-26/20 increase to $3
3044		09/16/2019	3164	09202019	289797	500.00	09/20/2019	INV	PD	8/23-9/13 reimburse & inc
12083		09/16/2019	13600	031220	293257	733.55	03/13/2020	INV	PD	9/13/19 thru 2/27/20 incr
585		06/18/2019	617	073119	288829	100.00	07/31/2019	INV	PD	Reimburse petty cash 6-18
12360		09/16/2019	13880	031620	293352	1,000.00	03/20/2020	INV	PD	Petty Cash 2/28-3/12/20
2414		06/18/2019	2525	09042019	289493	201.10	09/06/2019	INV	PD	reimbursement 7/18/19-8/2
						6,760.60				
9012 IVAN M ABELL										
3653		09/24/2019	3782	09252019	289929	65.40	09/27/2019	INV	PD	traveled to roswell nm fo
10823	22005674	02/12/2020	12310	021420	292712	202.24	02/14/2020	INV	PD	Travel for Meeting of Cer
						267.64				
9031 GARY ALDAZ										
5236		10/14/2019	5721	10212019	290525	20.00	10/18/2019	INV	PD	Travel to Ruidoso NM
9041 CASSANDRA ARNOLD										
6455	22003446	11/12/2019	6975	11142019	291034	147.30	11/15/2019	INV	PD	Per Diem - Library Conf -
519	22000549	07/23/2019	550	072619LO	288731	3,662.62	07/26/2019	INV	PD	Travel - C Arnold - ALA C
7177		11/12/2019	7718	11262019	291322	27.95	11/29/2019	INV	PD	Taxi in Albuquerque
						3,837.87				
9058 BERNICE CHAVEZ										
5748		10/29/2019	6244	10312019	290764	12.00	10/31/2019	INV	PD	Travel to Roswell NM
9084 SCOT D BENDIXSEN										
3087		09/12/2019	3209	09202019	289816	534.89	09/20/2019	INV	PD	Traveled to Las Cruces,NM
3081		09/12/2019	3203	09202019	289816	66.27	09/20/2019	INV	PD	TRAVELED TO ROSWELL,NM FO
						601.16				
9139 KENNETH C. CASS										
11571	22006347	02/26/2020	13076	022820	293011	67.74	02/28/2020	INV	PD	Mileage - Energy Site Sel

DOCUMENT	P.O.	INV DATE	VOUCHER	CHECK RUN	CHECK #	INVOICE NET	DUE DATE	TYPE	STS	INVOICE DESCRIPTION
9146 SHERRI CHANDLER										
6749	22004135	11/19/2019	7275	11222019	291213	12.00	11/22/2019	INV	PD	Per Diem - NM Airport Man
9166 CITY OF CARLSBAD										
4211	22003229	09/23/2019	4370	10042019	290133	20,000.00	10/04/2019	INV	PD	Water Franchise Fee FY 20
11357		02/26/2020	12856	022620	292957	100.00	02/28/2020	INV	PD	Cash Drawer For Muni Cour
						20,100.00				
9168 ROBERT CASTILLO										
8347	22003801	12/23/2019	9763	12312019	291833	121.77	12/31/2019	INV	PD	ARFF Team Additions - 11/
4446		10/09/2019	4613	10112019	290364	20.00	10/11/2019	INV	PD	Traveled to Socorro,NM fo
9918		01/08/2020	11372	012820	292361	47.62	01/31/2020	INV	PD	reimbursement for boater
10016		01/22/2020	11476	012820	292361	44.00	01/31/2020	INV	PD	Reimburse for NM Applican
						233.39				
9175 D DUANE CUNNINGHAM										
12270	22006787	03/11/2020	13790	031320	293281	128.36	03/13/2020	INV	PD	Reimbursement
12921	22006429	03/26/2020	14457	032720	293576	75.00	03/27/2020	INV	PD	Per Diem - Recruiting - 2
6874	22003694	11/19/2019	7403	11222019	291163	42.00	11/22/2019	INV	PD	Per Diem - PPE Trng - Glo
4468		10/10/2019	4638	10112019	290321	20.00	10/11/2019	INV	PD	Travel to Ruidoso NM
4147	22001714	10/01/2019	4289	10042019	290141	20.00	10/04/2019	INV	PD	Leadership Strategies - C
						285.36				
9199 SAMUEL DORADO										
7200	22003447	11/25/2019	7741	11262019	291377	72.00	11/29/2019	INV	PD	Per Diem - Instructor @ P
8110		12/16/2019	9516	12202019	291744	20.00	12/20/2019	INV	PD	Traveled to Rio Rancho,NM
11452		02/26/2020	12956	022820	293050	12.00	02/28/2020	INV	PD	Traveled to Hobbs,NM for
12521	22006541	03/18/2020	14047	032020	293479	48.00	03/20/2020	INV	PD	Per Diem - NMJC Instructo
						152.00				
9208 STEVE DORADO										
5494	22002746	10/23/2019	5986	10232019	290636	97.00	10/25/2019	INV	PD	Per Diem - Annual AARF Bu
9592		01/09/2020	11032	01212020	292175	44.00	01/24/2020	INV	PD	Reimburse for NM App Fing
10504		01/27/2020	11983	020720	292626	44.00	02/07/2020	INV	PD	Reimburse for NM App Fing
10019		01/14/2020	11479	012820	292372	25.00	01/31/2020	INV	PD	Reimburse for National Re
						210.00				
9280 JOSEPH ERWIN GANT III										
9966	22000620	01/15/2020	11424	012820	292322	134.56	01/31/2020	INV	PD	Annual Requisition Court
1864	22000620	08/14/2019	1952	08232019	289252	134.56	08/23/2019	INV	PD	Annual Requisition Court
1863	22000620	08/14/2019	1951	08232019	289252	134.56	08/23/2019	INV	PD	Annual Requisition Court
3825	22000620	09/18/2019	3962	09302019	290056	134.56	09/27/2019	INV	PD	Annual Requisition Court
4261	22000620	10/03/2019	4421	10102019	290249	134.56	10/11/2019	INV	PD	Annual Requisition Court
4260	22000620	10/03/2019	4420	10102019	290249	134.56	10/11/2019	INV	PD	Annual Requisition Court
1865	22000620	08/14/2019	1953	08232019	289252	134.56	08/23/2019	INV	PD	Annual Requisition Court
1068	22000620	07/30/2019	1126	08082019	288959	134.56	08/09/2019	INV	PD	Annual Requisition Court
1070	22000620	07/31/2019	1128	08082019	288959	134.56	08/09/2019	INV	PD	Annual Requisition Court
1072	22000620	07/31/2019	1130	08082019	288959	134.56	08/09/2019	INV	PD	Annual Requisition Court

DOCUMENT	P.O.	INV DATE	VOUCHER	CHECK RUN	CHECK #	INVOICE NET	DUE DATE	TYPE	STS	INVOICE DESCRIPTION
2276	22000620	08/15/2019	2381	08302019	289355	134.56	08/30/2019	INV	PD	Annual Requisition Court
5808	22000620	09/23/2019	6304	10312019	290794	134.56	10/31/2019	INV	PD	Annual Requisition Court
13045	22000620	02/26/2020	14589	03312020	293678	134.56	03/31/2020	INV	PD	Annual Requisition Court
83	22020363	06/26/2019	86	07192019	288616	134.56	07/19/2019	INV	PD	ANNUAL PURCHASE REQUISITI
5806	22000620	09/25/2019	6302	10312019	290794	134.56	10/31/2019	INV	PD	Annual Requisition Court
5803	22000620	09/25/2019	6299	10312019	290794	134.56	10/31/2019	INV	PD	Annual Requisition Court
2609	22000620	09/04/2019	2723	09122019	289597	134.56	09/13/2019	INV	PD	Annual Requisition Court
6453	22000620	11/06/2019	6973	11142019	291056	134.56	11/15/2019	INV	PD	Annual Requisition Court
6255	22000620	10/30/2019	6772	11122019	291008	134.56	11/08/2019	INV	PD	Annual Requisition Court
6254	22000620	10/30/2019	6771	11122019	291008	134.56	11/08/2019	INV	PD	Annual Requisition Court
7939	22000620	10/30/2019	8630	12202019	291714	134.56	12/20/2019	INV	PD	Annual Requisition Court
8240	22000620	11/13/2019	9653	12272019	291808	134.56	12/27/2019	INV	PD	Annual Requisition Court
10440	22000620	02/05/2020	11917	020720	292588	134.56	02/07/2020	INV	PD	Annual Requisition Court
6253	22000620	10/30/2019	6770	11122019	291008	134.56	11/08/2019	INV	PD	Annual Requisition Court
7013	22000620	11/13/2019	7548	11222019	291299	134.56	11/22/2019	INV	PD	Annual Requisition Court
11725	22000620	02/26/2020	13232	032020	293102	134.56	03/06/2020	INV	PD	Annual Requisition Court
10328	22000620	01/22/2020	11801	020420	292516	134.56	02/07/2020	INV	PD	Annual Requisition Court
9967	22000620	01/15/2020	11425	012820	292322	134.56	01/31/2020	INV	PD	Annual Requisition Court
10520	22000620	01/29/2020	12000	020720	292588	134.56	02/07/2020	INV	PD	Annual Requisition Court
10444	22000620	02/05/2020	11921	020720	292588	134.56	02/07/2020	INV	PD	Annual Requisition Court
10870	22000620	01/15/2020	12359	021420	292719	134.56	02/14/2020	INV	PD	Annual Requisition Court
11727	22000620	02/26/2020	13235	032020	293102	134.56	03/06/2020	INV	PD	Annual Requisition Court
12377	22000620	03/04/2020	13898	031720	293391	134.56	03/17/2020	INV	PD	Annual Requisition Court
11251	22000620	02/19/2020	12746	022120	292857	134.56	02/21/2020	INV	PD	Annual Requisition Court
11724	22000620	02/26/2020	13231	032020	293102	134.56	03/06/2020	INV	PD	Annual Requisition Court
10486	22000620	01/29/2020	11965	020720	292588	134.56	02/07/2020	INV	PD	Annual Requisition Court
11723	22000620	02/26/2020	13230	032020	293102	134.56	03/06/2020	INV	PD	Annual Requisition Court
11729	22000620	02/26/2020	13237	032020	293102	134.56	03/06/2020	INV	PD	Annual Requisition Court
						5,113.28				
9287 COLLIS JOHNSON										
12935	22006409	03/26/2020	14471	032720	293574	392.17	03/27/2020	INV	PD	Travel Request - ABQ NM -
9379 DALE JANWAY										
1968		08/20/2019	2060	082319	289441	12.00	08/23/2019	INV	PD	TRAVEL TO ALBUQUERQUE NM
9382 CHARLES H. JURVA										
1829	22001025	08/01/2019	1916	08232019	289232	1,615.92	08/23/2019	INV	PD	Annual tennis pro service
7424	22001025	12/01/2019	7974	12062019	291478	1,615.92	12/06/2019	INV	PD	Annual tennis pro service
10431	22001025	02/06/2020	11908	020720	292564	1,615.92	02/07/2020	INV	PD	Annual tennis pro service
8907	22001025	01/01/2020	10325	01072020	291868	1,615.92	01/03/2020	INV	PD	Annual tennis pro service
529	22000526	06/01/2019	561	073119	288786	1,615.92	07/31/2019	INV	PD	Tennis Pro Services P.O.#
11777	22001025	03/01/2020	13286	032020	293086	1,615.92	03/06/2020	INV	PD	Annual tennis pro service
6099	22001025	11/01/2019	6613	110719	290905	1,615.92	11/08/2019	INV	PD	Annual tennis pro service
4051	22001025	10/01/2019	4192	10042019	290130	1,615.92	10/04/2019	INV	PD	Annual tennis pro service
2594	22001025	09/01/2019	2708	09122019	289557	1,615.92	09/09/2019	INV	PD	Annual tennis pro service
						14,543.28				
9398 RICHARD LOPEZ										
5481	22003417	10/22/2019	5973	10232019	290629	20.00	10/25/2019	INV	PD	Per Diem - Visit Ambulanc
12531	22006222	03/18/2020	14057	032020	293477	350.61	03/20/2020	INV	PD	Per Diem - DHS Conference

DOCUMENT	P.O.	INV DATE	VOUCHER	CHECK RUN	CHECK #	INVOICE NET	DUE DATE	TYPE	STS	INVOICE DESCRIPTION
10014		01/14/2020	11474	012820	292360	44.00	01/31/2020	INV	PD	Reimburse for NM Applican
1980		08/20/2019	2074	082319	289456	201.34	08/23/2019	INV	PD	TRAVEL TO ST PAUL MN
						615.95				
9427 SCOTT MAXWELL										
2069		08/06/2019	2166	08302019	289398	20.00	08/30/2019	INV	PD	Traveled to Weatherford,T
4634	22003173	10/11/2019	4805	10152019	290403	39.74	10/18/2019	INV	PD	Per Diem - Annual AARF Bu
4428		10/01/2019	4594	10112019	290367	230.00	10/11/2019	INV	PD	Reimbursing S.Maxwell for
10018		01/14/2020	11478	012820	292364	25.00	01/31/2020	INV	PD	Reimburse for National Re
10015		01/14/2020	11475	012820	292364	44.00	01/31/2020	INV	PD	Reimburse for NM Applican
						358.74				
9450 MOLZEN-CORBIN & ASSOC,INC										
304	22020292	05/07/2019	326	072319jd	288635	355.23	07/26/2019	INV	PD	TO COMPLETE AN AIRSPACE S
3380	22020314	07/10/2019	3508	092019	289845	11,665.62	09/20/2019	INV	PD	CONSTRUCTION SERVICES FOR
3608	22020315	07/10/2019	3737	09252019	289937	1,081.47	09/27/2019	INV	PD	TO PREPARE RISK MANAGMENT
3377	22000675	07/10/2019	3505	092019	289845	34,192.33	09/20/2019	INV	PD	Engineering Services Taxi
2417	22000675	08/07/2019	2528	09042019	289490	17,186.46	09/06/2019	INV	PD	Engineering Services Taxi
5282	22020268	08/08/2019	5767	10212019	290543	3,230.86	10/18/2019	INV	PD	TO PROVIDE PLANNING SERVI
3508	22020314	08/08/2019	3637	09242019	289896	11,596.00	09/27/2019	INV	PD	CONSTRUCTION SERVICES FOR
3607	22020315	08/08/2019	3736	09252019	289937	192.42	09/27/2019	INV	PD	TO PREPARE RISK MANAGMENT
3536	22001834	09/05/2019	3665	09242019	289896	309.48	09/27/2019	INV	PD	DBE PROGRAM PREPARATION &
3470	22000675	09/05/2019	3599	09242019	289896	21,133.35	09/20/2019	INV	PD	Engineering Services Taxi
3539	22020314	09/05/2019	3668	09242019	289896	7,105.86	09/27/2019	INV	PD	CONSTRUCTION SERVICES FOR
5889	22020315	10/11/2019	6389	10312019	290810	159.85	10/31/2019	INV	PD	TO PREPARE RISK MANAGMENT
5890	22000675	10/11/2019	6390	10312019	290810	30,510.45	10/31/2019	INV	PD	Engineering Services Taxi
6628	22000675	10/11/2019	7148	11152019	291132	11,513.22	11/15/2019	INV	PD	Engineering Services Taxi
6614	22020315	10/17/2019	7134	11152019	291132	482.13	11/15/2019	INV	PD	TO PREPARE RISK MANAGMENT
7701	22020314	11/22/2019	8256	12132019	291616	19,673.80	12/13/2019	INV	PD	CONSTRUCTION SERVICES FOR
7702	22020315	11/22/2019	8257	12132019	291616	457.49	12/13/2019	INV	PD	TO PREPARE RISK MANAGMENT
7695	22020315	11/26/2019	8250	12132019	291616	710.46	12/13/2019	INV	PD	TO PREPARE RISK MANAGMENT
8930	22000675	12/12/2019	10350	01072020	291912	5,756.62	01/03/2020	INV	PD	Engineering Services Taxi
8905	22000675	12/12/2019	10323	01072020	291912	1,968.25	01/03/2020	INV	PD	Engineering Services Taxi
9067	22005265	12/12/2019	10487	01102020	291999	7,268.19	01/10/2020	INV	PD	CRS171-13 Concrete Apron
8929	22000675	12/12/2019	10349	01072020	291912	4,039.73	01/03/2020	INV	PD	Engineering Services Taxi
8939	22020314	12/16/2019	10359	01072020	291912	13,846.39	01/03/2020	INV	PD	CONSTRUCTION SERVICES FOR
8940	22020315	12/16/2019	10360	01072020	291912	274.50	01/03/2020	INV	PD	TO PREPARE RISK MANAGMENT
9868	22020314	01/21/2020	11320	012820	292333	17,931.76	01/31/2020	INV	PD	CONSTRUCTION SERVICES FOR
						222,641.92				
9453 BRIAN K. MENDOZA										
6983	22003695	11/15/2019	7518	11222019	291256	114.00	11/22/2019	INV	PD	Per Diem - PPE Trng - Glo
5244		10/14/2019	5729	10212019	290508	20.00	10/18/2019	INV	PD	Travel to Ruidoso NM
						134.00				
9474 MARK MORENO										
6472		11/12/2019	6992	11142019	291097	127.27	11/15/2019	INV	PD	CISM- Line of duty death
10017		01/14/2020	11477	012820	292327	25.00	01/31/2020	INV	PD	Reimburse for National Re
9454		01/09/2020	10889	01212020	292150	44.00	01/24/2020	INV	PD	NM APP FINGERPRINT REGIST

DOCUMENT	P.O.	INV DATE	VOUCHER	CHECK RUN	CHECK #	INVOICE NET	DUE DATE	TYPE	STS	INVOICE DESCRIPTION
						196.27				
9505 CHARLES JURVA-INS REBATE										
5775		11/01/2019	6271	InsReb	809	5,274.27	11/01/2019	INV	PD	Insurance Rebate 2019
9541 JAIME BALENCIA										
10829	22005549	02/12/2020	12316	021420	292714	30.00	02/14/2020	INV	PD	Per Diem - Farmington PD
9544 JENNIFER MOYERS										
877		07/30/2019	922	08022019	288881	12.00	08/02/2019	INV	PD	Travel to Albuquerque NM
9553 WESLEY NICHOLS										
3104	22001713	09/12/2019	3227	09202019	289837	516.22	09/20/2019	INV	PD	Per Diem - Water Technolo
9580 RICHARD AGUILAR										
3089		09/12/2019	3211	09202019	289807	238.02	09/20/2019	INV	PD	Traveled to Las Cruces fo
9589 JASON GRIFFIN										
10505	22005550	02/04/2020	11984	020720	292584	20.00	02/07/2020	INV	PD	Per Diem - Technology Tra
11929	22004559	03/04/2020	13442	031020	293201	259.98	03/10/2020	INV	PD	Per Diem - 4RE & VISTA Tr
						279.98				
9620 KELLY NAJAR										
9624		01/08/2020	11066	01242020	292229	12.00	01/24/2020	INV	PD	Travel to Albuquerque NM
9632 POSTMASTER										
7632	22000996	12/03/2019	8186	12112019	291528	356.00	12/13/2019	INV	PD	Renewal of Post Office Bo
9636 JOE HARVEY										
695		07/30/2019	728	08022019	288883	12.00	08/02/2019	INV	PD	Travel to Albuquerque NM
10485	22005418	02/04/2020	11964	020720	292587	105.00	02/07/2020	INV	PD	Per Diem - Op Cert Board
6987	22004136	11/14/2019	7522	11222019	291298	12.00	11/22/2019	INV	PD	Per Diem - NM Operator Bo
5233		10/14/2019	5718	10212019	290533	12.00	10/18/2019	INV	PD	Travel to Artesia,Lovingt
						141.00				
9649 JOSE C. RAMIREZ										
5833		10/23/2019	6331	10312019	290793	445.61	10/31/2019	INV	PD	Travel to Albuquerque NM
497		07/11/2019	528	072619LO	288748	352.00	07/26/2019	INV	PD	Travel to Ruidoso NM
						797.61				
9669 LUIS RENTERIA										
5492	22003044	10/23/2019	5984	10232019	290616	380.10	10/25/2019	INV	PD	Per Diem - Turf & Weed Ma
9687 EILEEN RIORDAN										

DOCUMENT	P.O.	INV DATE	VOUCHER	CHECK RUN	CHECK #	INVOICE NET	DUE DATE	TYPE	STS	INVOICE DESCRIPTION
8212	22004667	12/26/2019	9624	12272019	291791	704.55	12/27/2019	INV	PD	Per Diem - NMMAA Winter C
9733 ROBERT SANCHEZ										
4020	22002748	10/01/2019	4160	10042019	290198	97.00	10/04/2019	INV	PD	Per Diem - Annual AARF Bu
9776 JOE SALCIDO										
2661		07/24/2019	2776	09122019	289595	533.47	09/13/2019	INV	PD	1115 N 8th
9782 NATHAN SKELTON										
11107	22005118	02/18/2020	12600	022120	292871	20.00	02/21/2020	INV	PD	Per Diem - NCRC Cave Resc
9796 SANDY GONZALEZ										
6785	22003580	11/20/2019	7311	11222019	291211	532.11	11/22/2019	INV	PD	Per Diem - Budget Conf -
9797 EARL PHELPS										
12068		02/25/2020	13585	031320	293287	25.00	03/13/2020	INV	PD	Reimbursement for EMT/Par
4173		10/01/2019	4315	10042019	290145	250.00	10/04/2019	INV	PD	Travel To Dallas TX
4179		10/01/2019	4321	10042019	290145	20.00	10/04/2019	INV	PD	Travel to Queens NM
						295.00				
9823 JON BLACKMON										
5179	22002904	10/11/2019	5661	10172019	290469	78.37	10/18/2019	INV	PD	Per Diem - Hiring / Recru
9831 BRADLEY CARLSEN										
12591		03/05/2020	14118	032020	293409	25.00	03/20/2020	INV	PD	Reimburse for EMT/Paramed
10347		01/09/2020	11820	020420	292469	44.00	02/07/2020	INV	PD	Reimburse for NM Applican
						69.00				
9833 ALEX LUNA										
12873	22005799	03/26/2020	14408	032720	293563	20.00	03/27/2020	INV	PD	Per Diem - Trng - Risk Re
5180	22002749	10/11/2019	5662	10172019	290433	93.62	10/18/2019	INV	PD	Per Diem - CISM Line of D
						113.62				
9864 ERNESTO MENDOZA										
6751		11/14/2019	7277	11222019	291166	49.43	11/22/2019	INV	PD	11/14/2019 reimbursement
4475	22003448	10/10/2019	4646	10112019	290328	12.00	10/11/2019	INV	PD	Per Diem - Deliver Truck
691		07/30/2019	724	08022019	288874	20.00	08/02/2019	INV	PD	Travel to Las Cruces NM
2106		08/20/2019	2207	082319	289444	105.00	08/23/2019	INV	PD	Travel to Albuquerque NM
						186.43				
9944 JAMES BURT										
10011		01/09/2020	11471	012820	292317	44.00	01/31/2020	INV	PD	Reimburse for NM applican
11480		02/24/2020	12983	022820	293004	44.00	02/28/2020	INV	PD	Reimburse for EMT/Paramed
8281	22003802	12/23/2019	9696	12272019	291805	136.86	12/27/2019	INV	PD	ARFF Team Additions - 11/

DOCUMENT	P.O.	INV DATE	VOUCHER	CHECK RUN	CHECK #	INVOICE NET	DUE DATE	TYPE	STS	INVOICE DESCRIPTION
5181	22002750	10/11/2019	5663	10172019	290466	97.00	10/18/2019	INV	PD	Per Diem - Annual AARF Bu
1259		08/06/2019	1324	08122019	289010	222.66	08/09/2019	INV	PD	Travel to St Paul MN
						544.52				
9964 JAY CARTER										
4033		08/20/2019	4173	10042019	290160	40.00	10/04/2019	INV	PD	Re-certification class
9966 TONIA TILER										
8790		12/31/2019	10207	01072020	291967	36.00	01/03/2020	INV	PD	TRAVELED TO HOBBS,NM FOR
9977 STEVEN GARCIA										
3090		09/12/2019	3212	09202019	289825	20.00	09/20/2019	INV	PD	traveled to vadito to pic
9986 EDWARD DOMINGUEZ										
5517	22003696	10/23/2019	6009	10252019	290703	12.00	10/25/2019	INV	PD	Per Diem - Pipeline Safet
9998 ONE TIME										
8960		01/07/2020	10380	010720BA	77830	45.00	01/07/2020	INV	PD	2904 I E GREENE
9345		01/14/2020	10779	011520BA	77860	45.00	01/14/2020	INV	PD	Deposit refund for utilit
10994		02/18/2020	12487	021920BA	77946	45.00	02/18/2020	INV	PD	606 RIVIERA
8961		01/07/2020	10381	010720BA	77790	7.60	01/07/2020	INV	PD	807 COLONIAL CT
10995		02/18/2020	12488	021920BA	77943	45.00	02/18/2020	INV	PD	608 BALTROS
4933		10/16/2019	5412	101719	77392	45.00	10/16/2019	INV	PD	604 WINGED FOOT
4932		10/16/2019	5411	101719	77391	5.91	10/16/2019	INV	PD	604 WINGED FOOT
4934		10/16/2019	5413	101719	77399	45.00	10/16/2019	INV	PD	606 WINGED FOOT DR
10996		02/18/2020	12489	021920BA	77952	81.81	02/18/2020	INV	PD	702 MASTERS DR
6511		11/14/2019	7031	111419ba	77598	45.00	11/14/2019	INV	PD	617 WINGED FOOT
6510		11/14/2019	7030	111419ba	77597	25.00	11/14/2019	INV	PD	617 WINGED FOOT
4935		10/16/2019	5414	101719	77430	90.00	10/16/2019	INV	PD	1600 COMMERCE #6 FH
4936		10/16/2019	5415	101719	77355	45.00	10/16/2019	INV	PD	5004 NATL PARKS HWY
6512		11/14/2019	7032	111419ba	77580	45.00	11/14/2019	INV	PD	5208 ROTARY
4742		10/15/2019	5219	101519	77205	45.00	10/15/2019	INV	PD	IND PARK 2008 A E ORCHARD
4743		10/15/2019	5220	101519	77206	1,155.04	10/15/2019	INV	PD	IND PARK 2008 A E ORCHARD
7908		12/19/2019	9314	121919BA	77621	45.00	12/19/2019	INV	PD	AIRPORT WELL #4
4744		10/15/2019	5221	101519	77307	45.00	10/15/2019	INV	PD	3006 E GREENE
7909		12/19/2019	9315	121919BA	77619	51.14	12/19/2019	INV	PD	1915 CONNIE RD (O)
12271		03/13/2020	13791	031320ba	77968	45.00	03/13/2020	INV	PD	3627 NATL PARKS HWY
4937		10/16/2019	5416	101719	77403	45.00	10/16/2019	INV	PD	211 S MAIN
4745		10/15/2019	5222	101519	77339	45.00	10/15/2019	INV	PD	502 S MAIN ST
10997		02/18/2020	12490	021920BA	77919	15.20	02/18/2020	INV	PD	318 S JAMES
12272		03/13/2020	13792	031320ba	78021	45.00	03/13/2020	INV	PD	404 S JAMES ST
10998		02/18/2020	12491	021920BA	77877	45.00	02/18/2020	INV	PD	309 NELSON
12273		03/13/2020	13793	031320ba	78033	45.00	03/13/2020	INV	PD	308 NELSON
8962		01/07/2020	10382	010720BA	77797	88.57	01/07/2020	INV	PD	304 NELSON
9349		01/14/2020	10783	011520BA	77856	25.00	01/14/2020	INV	PD	Credit check for utility
4746		10/15/2019	5223	101519	77311	45.00	10/15/2019	INV	PD	101 S JAMES
10999		02/18/2020	12492	021920BA	77886	45.00	02/18/2020	INV	PD	206 N JAMES
4938		10/16/2019	5417	101719	77359	45.00	10/16/2019	INV	PD	404 ANDERSON
7910		12/19/2019	9316	121919BA	77730	15.00	12/19/2019	INV	PD	307 A MOORE DR
6513		11/14/2019	7033	111419ba	77544	45.00	11/14/2019	INV	PD	112 E MERMOD

DOCUMENT	P.O.	INV DATE	VOUCHER	CHECK RUN	CHECK #	INVOICE NET	DUE DATE	TYPE	STS	INVOICE DESCRIPTION
6515		11/14/2019	7035	111419ba	77582	45.00	11/14/2019	INV	PD	112 E MERMOD B
6514		11/14/2019	7034	111419ba	77581	40.83	11/14/2019	INV	PD	112 E MERMOD B
12274		03/13/2020	13794	031320ba	78014	45.00	03/13/2020	INV	PD	402 N MAIN
6517		11/14/2019	7037	111419ba	77583	45.00	11/14/2019	INV	PD	412 N MAIN
6516		11/14/2019	7036	111419ba	77584	62.79	11/14/2019	INV	PD	412 N MAIN
4747		10/15/2019	5224	101519	77266	45.00	10/15/2019	INV	PD	502 N MAIN
11000		02/18/2020	12493	021920BA	77925	45.00	02/18/2020	INV	PD	1026 N FRANCIS
6518		11/14/2019	7038	111419ba	77599	45.00	11/14/2019	INV	PD	807 N MAIN
8963		01/07/2020	10383	010720BA	77784	45.00	01/07/2020	INV	PD	1036 N FRANCIS
8964		01/07/2020	10384	010720BA	77785	177.12	01/07/2020	INV	PD	1036 N FRANCIS
6519		11/14/2019	7039	111419ba	77592	15.00	11/14/2019	INV	PD	1028 N MAIN
11001		02/18/2020	12494	021920BA	77874	45.00	02/18/2020	INV	PD	1032 N MAIN
4939		10/16/2019	5418	101719	77483	15.00	10/16/2019	INV	PD	1005 N MAIN
6520		11/14/2019	7040	111419ba	77596	45.00	11/14/2019	INV	PD	911 N MAIN
4941		10/16/2019	5420	101719	77417	45.00	10/16/2019	INV	PD	603 N MAIN
4940		10/16/2019	5419	101719	77418	58.72	10/16/2019	INV	PD	603 N MAIN
4748		10/15/2019	5225	101519	77241	45.00	10/15/2019	INV	PD	607 A N CANYON
4749		10/15/2019	5226	101519	77232	10.97	10/15/2019	INV	PD	607 A N CANYON
4750		10/15/2019	5227	101519	77243	45.00	10/15/2019	INV	PD	607 B N CANYON
4751		10/15/2019	5228	101519	77244	45.00	10/15/2019	INV	PD	607 C N CANYON
4752		10/15/2019	5229	101519	77227	5.81	10/15/2019	INV	PD	607 C N CANYON
4753		10/15/2019	5230	101519	77246	45.00	10/15/2019	INV	PD	607 D N CANYON
4754		10/15/2019	5231	101519	77228	10.94	10/15/2019	INV	PD	607 D N CANYON
11002		02/18/2020	12495	021920BA	77901	45.00	02/18/2020	INV	PD	412 N CANAL
12275		03/13/2020	13795	031320ba	78041	45.00	03/13/2020	INV	PD	810 N CANAL
12276		03/13/2020	13796	031320ba	78042	45.00	03/13/2020	INV	PD	810 N CANAL
11003		02/18/2020	12496	021920BA	77913	15.00	02/18/2020	INV	PD	109 N CANAL
8965		01/07/2020	10385	010720BA	77799	92.29	01/07/2020	INV	PD	509 S HALAGUENO
8966		01/07/2020	10386	010720BA	77789	45.00	01/07/2020	INV	PD	509 S HALAGUENO
4942		10/16/2019	5421	101719	77396	128.38	10/16/2019	INV	PD	406 N HALAGUENO
7911		12/19/2019	9317	121919BA	77732	45.00	12/19/2019	INV	PD	408 N HALAGUENO
7912		12/19/2019	9318	121919BA	77733	45.00	12/19/2019	INV	PD	816 N HALAGUENO
12277		03/13/2020	13797	031320ba	78022	45.00	03/13/2020	INV	PD	908 N HALAGUENO
4943		10/16/2019	5422	101719	77363	15.00	10/16/2019	INV	PD	1022 N HALAGUENO
4945		10/16/2019	5424	101719	77458	45.00	10/16/2019	INV	PD	1017 N HALAGUENO
4944		10/16/2019	5423	101719	77457	27.53	10/16/2019	INV	PD	1017 N HALAGUENO
7914		12/19/2019	9320	121919BA	77685	45.00	12/19/2019	INV	PD	921 N HALAGUENO
7913		12/19/2019	9319	121919BA	77686	53.19	12/19/2019	INV	PD	921 N HALAGUENO
11004		02/18/2020	12497	021920BA	77904	45.00	02/18/2020	INV	PD	921 N HALAGUENO
11005		02/18/2020	12498	021920BA	77905	64.90	02/18/2020	INV	PD	921 N HALAGUENO
4946		10/16/2019	5425	101719	77364	4.27	10/16/2019	INV	PD	703 N HALAGUENO
8967		01/07/2020	10387	010720BA	77801	45.00	01/07/2020	INV	PD	707 S ALAMEDA
4948		10/16/2019	5427	101719	77460	45.00	10/16/2019	INV	PD	916 N ALAMEDA
4947		10/16/2019	5426	101719	77461	374.98	10/16/2019	INV	PD	916 N ALAMEDA
7915		12/19/2019	9321	121919BA	77719	45.00	12/19/2019	INV	PD	703 N ALAMEDA
4949		10/16/2019	5428	101719	77367	116.53	10/16/2019	INV	PD	605 W TANSIL
6521		11/14/2019	7041	111419ba	77594	7.56	11/14/2019	INV	PD	401 S GUADALUPE
4950		10/16/2019	5429	101719	77348	45.00	10/16/2019	INV	PD	306 S GUADALUPE
4951		10/16/2019	5430	101719	77463	45.00	10/16/2019	INV	PD	914 N GUADALUPE
6522		11/14/2019	7042	111419ba	77591	45.00	11/14/2019	INV	PD	918 N GUADALUPE
7916		12/19/2019	9322	121919BA	77651	45.00	12/19/2019	INV	PD	919 1/2 N GUADALUPE
6523		11/14/2019	7043	111419ba	77559	45.00	11/14/2019	INV	PD	917 N GUADALUPE
8968		01/07/2020	10388	010720BA	77847	45.00	01/07/2020	INV	PD	711 N GUADALUPE
4952		10/16/2019	5431	101719	77360	45.00	10/16/2019	INV	PD	703 N GUADALUPE
4755		10/15/2019	5232	101519	77245	45.00	10/15/2019	INV	PD	1030 D N GUADALUPE

DOCUMENT	P.O.	INV DATE	VOUCHER	CHECK RUN	CHECK #	INVOICE NET	DUE DATE	TYPE	STS	INVOICE DESCRIPTION
4756		10/15/2019	5233	101519	77229	10.94	10/15/2019	INV	PD	1030 D N GUADALUPE
4757		10/15/2019	5234	101519	77240	45.00	10/15/2019	INV	PD	1030 A N GUADALUPE
4758		10/15/2019	5235	101519	77233	11.00	10/15/2019	INV	PD	1030 A N GUADALUPE
4759		10/15/2019	5236	101519	77239	45.00	10/15/2019	INV	PD	1030 B N GUADALUPE
4760		10/15/2019	5237	101519	77230	10.94	10/15/2019	INV	PD	1030 B N GUADALUPE
4761		10/15/2019	5238	101519	77242	45.00	10/15/2019	INV	PD	1030 C N GUADALUPE
4762		10/15/2019	5239	101519	77231	10.97	10/15/2019	INV	PD	1030 C N GUADALUPE
4953		10/16/2019	5432	101719	77358	10.00	10/16/2019	INV	PD	702 W PIERCE
11006		02/18/2020	12499	021920BA	77945	45.00	02/18/2020	INV	PD	614 W PIERCE
4763		10/15/2019	5240	101519	77203	45.00	10/15/2019	INV	PD	705 ELMA DR
12278		03/13/2020	13798	031320ba	78017	63.48	03/13/2020	INV	PD	704 ELMA DR
12279		03/13/2020	13799	031320ba	77970	104.76	03/13/2020	INV	PD	704 ELMA DR
4764		10/15/2019	5241	101519	77278	45.00	10/15/2019	INV	PD	901 W RIVERSIDE
4765		10/15/2019	5242	101519	77279	188.32	10/15/2019	INV	PD	901 W RIVERSIDE
8969		01/07/2020	10389	010720BA	77758	45.00	01/07/2020	INV	PD	302 W RIVERSIDE
6524		11/14/2019	7044	111419ba	77572	45.00	11/14/2019	INV	PD	301 W RIVERSIDE
4766		10/15/2019	5243	101519	77221	45.00	10/15/2019	INV	PD	1111 N MESA
4955		10/16/2019	5434	101719	77343	45.00	10/16/2019	INV	PD	503 W RIVERSIDE
4954		10/16/2019	5433	101719	77344	290.51	10/16/2019	INV	PD	503 W RIVERSIDE
11007		02/18/2020	12500	021920BA	77950	45.00	02/18/2020	INV	PD	1029 N EDDY
6525		11/14/2019	7045	111419ba	77590	45.00	11/14/2019	INV	PD	110 W BLODGETT
6526		11/14/2019	7046	111419ba	77561	140.30	11/14/2019	INV	PD	1028 N EDDY
6527		11/14/2019	7047	111419ba	77538	19.12	11/14/2019	INV	PD	105 W RIVERSIDE DR
4956		10/16/2019	5435	101719	77349	45.00	10/16/2019	INV	PD	103 E RIVERSIDE
12280		03/13/2020	13800	031320ba	77985	45.00	03/13/2020	INV	PD	204 E CHURCH
12281		03/13/2020	13801	031320ba	77964	45.00	03/13/2020	INV	PD	409 MARIPOSA
11008		02/18/2020	12501	021920BA	77920	120.38	02/18/2020	INV	PD	713 PRATT
7918		12/19/2019	9324	121919BA	77616	90.00	12/19/2019	INV	PD	201 ROSEDALE
7917		12/19/2019	9323	121919BA	77615	63.37	12/19/2019	INV	PD	201 ROSEDALE
12282		03/13/2020	13802	031320ba	78020	45.00	03/13/2020	INV	PD	405 ROSEDALE
7919		12/19/2019	9325	121919BA	77746	45.00	12/19/2019	INV	PD	304 ROSEDALE
8970		01/07/2020	10390	010720BA	77820	45.00	01/07/2020	INV	PD	302 ROSEDALE
4767		10/15/2019	5244	101519	77280	45.00	10/15/2019	INV	PD	306 E BLODGETT
6528		11/14/2019	7048	111419ba	77552	29.04	11/14/2019	INV	PD	304 E BLODGETT
6529		11/14/2019	7049	111419ba	77585	45.00	11/14/2019	INV	PD	403 GLENDALE
4957		10/16/2019	5436	101719	77426	45.00	10/16/2019	INV	PD	312 GLENDALE
4768		10/15/2019	5245	101519	77269	45.00	10/15/2019	INV	PD	204 GLENDALE
7921		12/19/2019	9327	121919BA	77665	45.00	12/19/2019	INV	PD	209 VINE
7920		12/19/2019	9326	121919BA	77664	18.67	12/19/2019	INV	PD	209 VINE
7923		12/19/2019	9329	121919BA	77687	45.00	12/19/2019	INV	PD	1013 E RIVERSIDE
7922		12/19/2019	9328	121919BA	77688	45.93	12/19/2019	INV	PD	1013 E RIVERSIDE
7924		12/19/2019	9330	121919BA	77676	45.00	12/19/2019	INV	PD	1314 W RIVERSIDE DR
7925		12/19/2019	9331	121919BA	77715	45.00	12/19/2019	INV	PD	1506 W RIVERSIDE
4959		10/16/2019	5438	101719	77353	45.00	10/16/2019	INV	PD	1608 W RIVERSIDE DR
4958		10/16/2019	5437	101719	77354	53.54	10/16/2019	INV	PD	1608 W RIVERSIDE DR
7926		12/19/2019	9332	121919BA	77682	45.00	12/19/2019	INV	PD	1501 W RIVERSIDE
4769		10/15/2019	5246	101519	77328	45.00	10/15/2019	INV	PD	1006 W URAL
11009		02/18/2020	12502	021920BA	77885	10.09	02/18/2020	INV	PD	1118 W THOMAS
4961		10/16/2019	5440	101719	77413	45.00	10/16/2019	INV	PD	1311 CHICO
4960		10/16/2019	5439	101719	77414	93.95	10/16/2019	INV	PD	1311 CHICO
11010		02/18/2020	12503	021920BA	77918	15.00	02/18/2020	INV	PD	1610 W THOMAS
4962		10/16/2019	5441	101719	77471	45.00	10/16/2019	INV	PD	1609 LANDSUN DR
4964		10/16/2019	5443	101719	77480	45.00	10/16/2019	INV	PD	1609 LANDSUN
4963		10/16/2019	5442	101719	77479	2.52	10/16/2019	INV	PD	1609 LANDSUN
7927		12/19/2019	9333	121919BA	77613	45.00	12/19/2019	INV	PD	1306 W URAL

DOCUMENT	P.O.	INV DATE	VOUCHER	CHECK RUN	CHECK #	INVOICE NET	DUE DATE	TYPE	STS	INVOICE DESCRIPTION
4770		10/15/2019	5247	101519	77331	79.49	10/15/2019	INV	PD	1316 W URAL
8971		01/07/2020	10391	010720BA	77762	17.45	01/07/2020	INV	PD	1609 W THOMAS
7928		12/19/2019	9334	121919BA	77692	45.00	12/19/2019	INV	PD	1406 WESTRIDGE
6503		11/14/2019	7022	111419BA	77503	3,520.21	11/14/2019	INV	PD	Check for credit on utili
8972		01/07/2020	10392	010720BA	77795	45.00	01/07/2020	INV	PD	602 N MESQUITE
8973		01/07/2020	10393	010720BA	77796	195.42	01/07/2020	INV	PD	602 N MESQUITE
4965		10/16/2019	5444	101719	77465	32.71	10/16/2019	INV	PD	1031 SPRING ST
6530		11/14/2019	7050	111419ba	77516	115.70	11/14/2019	INV	PD	1013 N SPRING
7929		12/19/2019	9335	121919BA	77714	93.69	12/19/2019	INV	PD	1005 N SPRING
7930		12/19/2019	9336	121919BA	77624	45.00	12/19/2019	INV	PD	1005 N SPRING
12283		03/13/2020	13803	031320ba	78047	45.00	03/13/2020	INV	PD	205 N MESQUITE
12284		03/13/2020	13804	031320ba	78048	37.50	03/13/2020	INV	PD	205 N MESQUITE
11011		02/18/2020	12504	021920BA	77954	15.00	02/18/2020	INV	PD	109 N MESQUITE
4966		10/16/2019	5445	101719	77415	15.00	10/16/2019	INV	PD	107 N MESQUITE
6531		11/14/2019	7051	111419ba	77537	12.85	11/14/2019	INV	PD	109 S MESQUITE
7931		12/19/2019	9337	121919BA	77722	1.00	12/19/2019	INV	PD	109 S MESQUITE
11012		02/18/2020	12505	021920BA	77907	45.00	02/18/2020	INV	PD	501 S MESQUITE
4771		10/15/2019	5248	101519	77273	105.36	10/15/2019	INV	PD	302 N LAKE
11013		02/18/2020	12506	021920BA	77902	45.00	02/18/2020	INV	PD	302 N LAKE
4772		10/15/2019	5249	101519	77329	27.73	10/15/2019	INV	PD	616 N LAKE
4967		10/16/2019	5446	101719	77365	6.78	10/16/2019	INV	PD	703 N LAKE
6532		11/14/2019	7052	111419ba	77600	156.08	11/14/2019	INV	PD	413 N LAKE
12285		03/13/2020	13805	031320ba	78018	45.00	03/13/2020	INV	PD	211 S LAKE
12155		03/13/2020	13673	031320BA	77961	66.42	03/13/2020	INV	PD	Reissue Deposit for utili
7932		12/19/2019	9338	121919BA	77693	76.43	12/19/2019	INV	PD	710 N MESA
8974		01/07/2020	10394	010720BA	77840	45.00	01/07/2020	INV	PD	710 N MESA
4968		10/16/2019	5447	101719	77342	45.00	10/16/2019	INV	PD	708 N MESA
8975		01/07/2020	10395	010720BA	77849	45.00	01/07/2020	INV	PD	908 N MESA
7933		12/19/2019	9339	121919BA	77731	36.16	12/19/2019	INV	PD	1003 N MESA
11015		02/18/2020	12508	021920BA	77868	45.00	02/18/2020	INV	PD	813 N MESA
6533		11/14/2019	7053	111419ba	77509	2.11	11/14/2019	INV	PD	811 N MESA
7934		12/19/2019	9340	121919BA	77614	45.00	12/19/2019	INV	PD	401 N MESA
8976		01/07/2020	10396	010720BA	77823	18.30	01/07/2020	INV	PD	501 S MESA
8977		01/07/2020	10397	010720BA	77842	45.00	01/07/2020	INV	PD	810 W GREENE
4773		10/15/2019	5250	101519	77223	45.00	10/15/2019	INV	PD	204 S MESA
6534		11/14/2019	7054	111419ba	77587	15.00	11/14/2019	INV	PD	112 S MESA
6536		11/14/2019	7056	111419ba	77588	45.00	11/14/2019	INV	PD	110 S MESA
6535		11/14/2019	7055	111419ba	77589	73.00	11/14/2019	INV	PD	110 S MESA
7935		12/19/2019	9341	121919BA	77705	45.00	12/19/2019	INV	PD	201 S ASH
4774		10/15/2019	5251	101519	77302	45.00	10/15/2019	INV	PD	203 1/2 S ASH
4969		10/16/2019	5448	101719	77420	43.74	10/16/2019	INV	PD	407 S ASH
6537		11/14/2019	7057	111419ba	77550	45.00	11/14/2019	INV	PD	407 S ASH
4775		10/15/2019	5252	101519	77308	2.35	10/15/2019	INV	PD	506 S ASH
11016		02/18/2020	12509	021920BA	77959	45.00	02/18/2020	INV	PD	506 S ASH
6538		11/14/2019	7058	111419ba	77553	5.47	11/14/2019	INV	PD	412 S ASH
11017		02/18/2020	12510	021920BA	77881	45.00	02/18/2020	INV	PD	106 S ASH
9346		01/14/2020	10780	011520BA	77857	45.00	01/14/2020	INV	PD	Deposit refund for utilit
4776		10/15/2019	5253	101519	77271	116.30	10/15/2019	INV	PD	706 N ASH
7936		12/19/2019	9342	121919BA	77617	45.00	12/19/2019	INV	PD	514 N ASH
7937		12/19/2019	9343	121919BA	77684	45.00	12/19/2019	INV	PD	1122 W ASH
4970		10/16/2019	5449	101719	77475	45.00	10/16/2019	INV	PD	301 N ASH
8978		01/07/2020	10398	010720BA	77844	45.00	01/07/2020	INV	PD	1008 W BONBRIGHT
8979		01/07/2020	10399	010720BA	77845	73.02	01/07/2020	INV	PD	1008 W BONBRIGHT
4777		10/15/2019	5254	101519	77275	59.93	10/15/2019	INV	PD	913 W BONBRIGHT
4972		10/16/2019	5451	101719	77446	45.00	10/16/2019	INV	PD	1101 SOLOMONS CT

DOCUMENT	P.O.	INV DATE	VOUCHER	CHECK RUN	CHECK #	INVOICE NET	DUE DATE	TYPE	STS	INVOICE DESCRIPTION
4971		10/16/2019	5450	101719	77447	1,335.51	10/16/2019	INV	PD	1101 SOLOMONS CT
12286		03/13/2020	13806	031320ba	77996	35.44	03/13/2020	INV	PD	613 N ELM
4974		10/16/2019	5453	101719	77351	45.00	10/16/2019	INV	PD	611 CHESTNUT
4973		10/16/2019	5452	101719	77352	336.98	10/16/2019	INV	PD	611 CHESTNUT
7938		12/19/2019	9344	121919BA	77630	25.47	12/19/2019	INV	PD	608 N OLIVE ST
8980		01/07/2020	10400	010720BA	77819	45.00	01/07/2020	INV	PD	702 N OLIVE
11018		02/18/2020	12511	021920BA	77899	45.00	02/18/2020	INV	PD	614 N OAK
9660		01/08/2020	11104	01242020	292249	388.12	01/24/2020	INV	PD	1007 Jason
9661		01/08/2020	11105	01242020	292250	388.12	01/24/2020	INV	PD	1009 Jason
9083		01/06/2020	10503	01102020	292007	23.08	01/10/2020	INV	PD	Refund for overpayment fo
8981		01/07/2020	10401	010720BA	77787	45.00	01/07/2020	INV	PD	908 N EDWARD ST
9350		01/14/2020	10784	011520BA	77855	106.61	01/14/2020	INV	PD	Reissued check for correc
6539		11/14/2019	7059	111419ba	77602	45.00	11/14/2019	INV	PD	1026 N EDWARDS
7939		12/19/2019	9345	121919BA	77742	61.47	12/19/2019	INV	PD	1026 N EDWARDS
11019		02/18/2020	12512	021920BA	77872	16.27	02/18/2020	INV	PD	1032 N EDWARDS
4975		10/16/2019	5454	101719	77407	30.67	10/16/2019	INV	PD	1003 N EDWARDS
7942		12/19/2019	9347	121919BA	77677	45.00	12/19/2019	INV	PD	1003 N EDWARDS
7941		12/19/2019	9346	121919BA	77678	111.47	12/19/2019	INV	PD	1003 N EDWARDS
4976		10/16/2019	5455	101719	77474	45.00	10/16/2019	INV	PD	1030 N THOMAS
7943		12/19/2019	9348	121919BA	77660	25.47	12/19/2019	INV	PD	1030 N THOMAS
11020		02/18/2020	12513	021920BA	77914	45.00	02/18/2020	INV	PD	1001 N THOMAS ST
8983		01/07/2020	10403	010720BA	77779	45.00	01/07/2020	INV	PD	924 N HOWARD
11021		02/18/2020	12514	021920BA	77906	45.00	02/18/2020	INV	PD	911 N HOWARD
11022		02/18/2020	12515	021920BA	77903	45.00	02/18/2020	INV	PD	905 N HOWARD
7945		12/19/2019	9350	121919BA	77708	145.82	12/19/2019	INV	PD	910 N RICHARD ST
7944		12/19/2019	9349	121919BA	77707	3.21	12/19/2019	INV	PD	910 N RICHARD ST
8984		01/07/2020	10404	010720BA	77778	21.78	01/07/2020	INV	PD	910 N RICHARD
7947		12/19/2019	9352	121919BA	77725	45.00	12/19/2019	INV	PD	914 N RICHARD
7946		12/19/2019	9351	121919BA	77726	54.92	12/19/2019	INV	PD	914 N RICHARD
7949		12/19/2019	9354	121919BA	77671	45.00	12/19/2019	INV	PD	1020 N RICHARD
7948		12/19/2019	9353	121919BA	77672	61.56	12/19/2019	INV	PD	1020 N RICHARD
4977		10/16/2019	5456	101719	77419	19.92	10/16/2019	INV	PD	1504 W HOWARD
8985		01/07/2020	10405	010720BA	77752	23.96	01/07/2020	INV	PD	1501 W PIERCE
4778		10/15/2019	5255	101519	77258	45.00	10/15/2019	INV	PD	1408 ALLAN
4779		10/15/2019	5256	101519	77304	118.38	10/15/2019	INV	PD	1205 W HOWARD
12287		03/13/2020	13807	031320ba	78031	15.00	03/13/2020	INV	PD	1015 N RICHARD
6541		11/14/2019	7061	111419ba	77575	90.00	11/14/2019	INV	PD	913 N RICHARD
6540		11/14/2019	7060	111419ba	77574	.81	11/14/2019	INV	PD	913 N RICHARD
6542		11/14/2019	7062	111419ba	77533	45.00	11/14/2019	INV	PD	909 N RICHARD
7950		12/19/2019	9355	121919BA	77683	119.66	12/19/2019	INV	PD	920 N ALBERT
4978		10/16/2019	5457	101719	77425	45.00	10/16/2019	INV	PD	922 ALBERT
6543		11/14/2019	7063	111419ba	77601	45.00	11/14/2019	INV	PD	1017 N ALBERT
4979		10/16/2019	5458	101719	77477	45.00	10/16/2019	INV	PD	1011 ALBERT
7951		12/19/2019	9356	121919BA	77717	45.00	12/19/2019	INV	PD	1011 ALBERT
4980		10/16/2019	5459	101719	77361	45.00	10/16/2019	INV	PD	913 ALBERT
7952		12/19/2019	9357	121919BA	77718	45.00	12/19/2019	INV	PD	913 ALBERT
4981		10/16/2019	5460	101719	77462	15.00	10/16/2019	INV	PD	921 REX
4982		10/16/2019	5461	101719	77411	42.85	10/16/2019	INV	PD	915 REX
4780		10/15/2019	5257	101519	77309	5.00	10/15/2019	INV	PD	908 WALTERS
4781		10/15/2019	5258	101519	77310	300.56	10/15/2019	INV	PD	908 WALTERS
7953		12/19/2019	9358	121919BA	77680	13.74	12/19/2019	INV	PD	1207 JULIAN
7954		12/19/2019	9359	121919BA	77627	45.00	12/19/2019	INV	PD	1309 W EDWARD
7955		12/19/2019	9360	121919BA	77744	45.00	12/19/2019	INV	PD	1301 W EDWARD
8986		01/07/2020	10406	010720BA	77831	45.00	01/07/2020	INV	PD	1301 W EDWARD
7956		12/19/2019	9361	121919BA	77662	45.00	12/19/2019	INV	PD	822 S CANAL

DOCUMENT	P.O.	INV DATE	VOUCHER	CHECK RUN	CHECK #	INVOICE NET	DUE DATE	TYPE	STS	INVOICE DESCRIPTION
12288		03/13/2020	13808	031320ba	78032	3.00	03/13/2020	INV	PD	407 W POMPA
4782		10/15/2019	5259	101519	77222	22.88	10/15/2019	INV	PD	509 W POMPA
9452		01/08/2020	10887	01212020	292157	69.96	01/17/2020	INV	PD	1" at 1210 C Hidalgo
4983		10/16/2019	5462	101719	77387	129.16	10/16/2019	INV	PD	514 ALVARADO
7957		12/19/2019	9362	121919BA	77716	17.07	12/19/2019	INV	PD	904 W ALVARADO
4985		10/16/2019	5464	101719	77436	3.00	10/16/2019	INV	PD	903 IRVIN
4984		10/16/2019	5463	101719	77437	197.70	10/16/2019	INV	PD	903 IRVIN
6544		11/14/2019	7064	111419ba	77506	5.77	11/14/2019	INV	PD	803 W ALVARADO
11023		02/18/2020	12516	021920BA	77938	45.00	02/18/2020	INV	PD	1202 S CANAL
11024		02/18/2020	12517	021920BA	77867	45.00	02/18/2020	INV	PD	510 W ORTEGA
11025		02/18/2020	12518	021920BA	77866	6.93	02/18/2020	INV	PD	510 W ORTEGA
12289		03/13/2020	13809	031320ba	78040	15.00	03/13/2020	INV	PD	905 W LEA UNIT #3
8987		01/07/2020	10407	010720BA	77848	45.00	01/07/2020	INV	PD	1402 W STEVENS
7958		12/19/2019	9363	121919BA	77656	45.00	12/19/2019	INV	PD	501 N MAPLE
4986		10/16/2019	5465	101719	77395	20.62	10/16/2019	INV	PD	612 N MAPLE
12290		03/13/2020	13810	031320ba	77963	45.00	03/13/2020	INV	PD	605 N OLIVE
7959		12/19/2019	9364	121919BA	77724	45.00	12/19/2019	INV	PD	302 N MAPLE
12291		03/13/2020	13811	031320ba	77974	45.00	03/13/2020	INV	PD	1320 W MERMOD
12292		03/13/2020	13812	031320ba	78009	45.00	03/13/2020	INV	PD	1506 W FOX
6505		11/14/2019	7025	111419BA	77504	75.00	11/14/2019	INV	PD	Check for duplicate payme
11026		02/18/2020	12519	021920BA	77936	25.28	02/18/2020	INV	PD	308 S CYPRESS
4783		10/15/2019	5260	101519	77313	45.00	10/15/2019	INV	PD	407 S CYPRESS
4784		10/15/2019	5261	101519	77209	30.47	10/15/2019	INV	PD	507 S WALNUT
4785		10/15/2019	5262	101519	77281	2.11	10/15/2019	INV	PD	1109 W TANSILL
8988		01/07/2020	10408	010720BA	77838	45.00	01/07/2020	INV	PD	1107 W TANSIL
12293		03/13/2020	13813	031320ba	78023	45.00	03/13/2020	INV	PD	1107 W TANSIL
11027		02/18/2020	12520	021920BA	77924	45.00	02/18/2020	INV	PD	1005 DEARBORN
4786		10/15/2019	5263	101519	77314	45.00	10/15/2019	INV	PD	1115 B W MCKAY
4787		10/15/2019	5264	101519	77265	31.79	10/15/2019	INV	PD	1117 W MCKAY APT D
7960		12/19/2019	9365	121919BA	77661	8.75	12/19/2019	INV	PD	209 N WALNUT
4788		10/15/2019	5265	101519	77327	45.00	10/15/2019	INV	PD	1706 HILL
12294		03/13/2020	13814	031320ba	77995	45.00	03/13/2020	INV	PD	204 E FIESTA
4789		10/15/2019	5266	101519	77292	35.44	10/15/2019	INV	PD	1811 BINDEL
12295		03/13/2020	13815	031320ba	78045	45.00	03/13/2020	INV	PD	2124 SAN JOSE BLVD
12296		03/13/2020	13816	031320ba	78046	45.00	03/13/2020	INV	PD	2130 SAN JOSE BLVD
4790		10/15/2019	5267	101519	77272	22.37	10/15/2019	INV	PD	2404 CARVER ST
8989		01/07/2020	10409	010720BA	77804	10.00	01/07/2020	INV	PD	2520 CARVER
8990		01/07/2020	10410	010720BA	77755	15.00	01/07/2020	INV	PD	2707 CARVER
4791		10/15/2019	5268	101519	77291	20.56	10/15/2019	INV	PD	2511 CARVER ST
7961		12/19/2019	9366	121919BA	77747	15.00	12/19/2019	INV	PD	2903 S SAN JOSE BLVD
8991		01/07/2020	10411	010720BA	77833	3.24	01/07/2020	INV	PD	805 W PRESIDIO
7962		12/19/2019	9367	121919BA	77659	45.00	12/19/2019	INV	PD	2506 BOYD
7963		12/19/2019	9368	121919BA	77689	4.10	12/19/2019	INV	PD	608 W TAMPICO
4792		10/15/2019	5269	101519	77260	45.00	10/15/2019	INV	PD	508 W TAMPICO
7965		12/19/2019	9370	121919BA	77650	177.86	12/19/2019	INV	PD	414 LAREDO
7964		12/19/2019	9369	121919BA	77649	177.50	12/19/2019	INV	PD	414 LAREDO
4987		10/16/2019	5466	101719	77410	45.00	10/16/2019	INV	PD	2705 BOYD
9657		01/15/2020	11101	01242020	292241	292.20	01/24/2020	INV	PD	1609 A W Pierce
9654		01/15/2020	11098	01242020	292244	292.20	01/24/2020	INV	PD	1609 B W Pierce
9653		01/15/2020	11097	01242020	292243	292.20	01/24/2020	INV	PD	1609 C W Pierce
9652		01/15/2020	11096	01242020	292242	292.20	01/24/2020	INV	PD	1609 D W Pierce
9651		01/15/2020	11095	01242020	292245	292.20	01/24/2020	INV	PD	1609 E W Pierce
12297		03/13/2020	13817	031320ba	78044	15.00	03/13/2020	INV	PD	212 N 1ST ST
4988		10/16/2019	5467	101719	77438	45.00	10/16/2019	INV	PD	511 N 2ND
4793		10/15/2019	5270	101519	77267	134.04	10/15/2019	INV	PD	702 N 2ND

DOCUMENT	P.O.	INV DATE	VOUCHER	CHECK RUN	CHECK #	INVOICE NET	DUE DATE	TYPE	STS	INVOICE DESCRIPTION
11029		02/18/2020	12522	021920BA	77935	28.02	02/18/2020	INV	PD	408 N 2ND
6545		11/14/2019	7065	111419ba	77595	30.67	11/14/2019	INV	PD	210 N 2ND
11030		02/18/2020	12523	021920BA	77937	169.56	02/18/2020	INV	PD	1720 W TEXAS
8992		01/07/2020	10412	010720BA	77839	45.00	01/07/2020	INV	PD	403 N 3RD
6546		11/14/2019	7066	111419ba	77578	45.00	11/14/2019	INV	PD	708 N 3RD
11031		02/18/2020	12524	021920BA	77873	45.00	02/18/2020	INV	PD	708 N 3RD
7966		12/19/2019	9371	121919BA	77655	45.00	12/19/2019	INV	PD	706 N 3RD
4794		10/15/2019	5271	101519	77289	45.00	10/15/2019	INV	PD	504 N 3RD
6547		11/14/2019	7067	111419ba	77563	45.00	11/14/2019	INV	PD	2010 W GEORGIA
4795		10/15/2019	5272	101519	77338	15.00	10/15/2019	INV	PD	2004 GEORGIA
12298		03/13/2020	13818	031320ba	78008	45.00	03/13/2020	INV	PD	606 N 4TH
7967		12/19/2019	9372	121919BA	77612	45.00	12/19/2019	INV	PD	512 N 4TH
12299		03/13/2020	13819	031320ba	77983	86.99	03/13/2020	INV	PD	206 N 4TH
11032		02/18/2020	12525	021920BA	77923	45.00	02/18/2020	INV	PD	201 N 5TH
6548		11/14/2019	7068	111419ba	77545	45.00	11/14/2019	INV	PD	221 N 5TH
13063		03/31/2020	14607	033120BA	78051	23,383.01	03/31/2020	INV	PD	CREDIT CHECK FOR UTILITY
12300		03/13/2020	13820	031320ba	78024	15.00	03/13/2020	INV	PD	2216 W TEXAS
12301		03/13/2020	13821	031320ba	78025	15.00	03/13/2020	INV	PD	2309 IDAHO
12302		03/13/2020	13822	031320ba	78034	28.42	03/13/2020	INV	PD	2304 W VERMONT
12303		03/13/2020	13823	031320ba	78019	45.00	03/13/2020	INV	PD	711 N 6TH
4796		10/15/2019	5273	101519	77202	13.97	10/15/2019	INV	PD	303 N 7TH
12304		03/13/2020	13824	031320ba	77993	45.00	03/13/2020	INV	PD	403 N 7TH
4797		10/15/2019	5274	101519	77261	15.00	10/15/2019	INV	PD	2316 TEXAS
4989		10/16/2019	5468	101719	77371	10.34	10/16/2019	INV	PD	2512 ARKANSAS
7968		12/19/2019	9373	121919BA	77713	45.00	12/19/2019	INV	PD	502 N 8TH
4798		10/15/2019	5275	101519	77326	122.58	10/15/2019	INV	PD	708 N 9TH
4799		10/15/2019	5276	101519	77325	30.12	10/15/2019	INV	PD	708 N 9TH
7969		12/19/2019	9374	121919BA	77749	45.00	12/19/2019	INV	PD	708 N 9TH
11033		02/18/2020	12526	021920BA	77921	33.24	02/18/2020	INV	PD	708 N 9TH
12305		03/13/2020	13825	031320ba	78049	45.00	03/13/2020	INV	PD	708 N 9TH
4990		10/16/2019	5469	101719	77472	45.00	10/16/2019	INV	PD	109 N 10TH
12306		03/13/2020	13826	031320ba	77973	3.00	03/13/2020	INV	PD	501 N 10TH
4991		10/16/2019	5470	101719	77429	22.16	10/16/2019	INV	PD	212 N 10TH
12307		03/13/2020	13827	031320ba	78015	45.00	03/13/2020	INV	PD	216 N 12TH ST
7970		12/19/2019	9375	121919BA	77652	45.00	12/19/2019	INV	PD	620 N 11TH ST
4800		10/15/2019	5277	101519	77319	15.00	10/15/2019	INV	PD	213 - 215 N 11TH
4801		10/15/2019	5278	101519	77320	55.79	10/15/2019	INV	PD	213 - 215 N 11TH
6549		11/14/2019	7069	111419ba	77536	34.00	11/14/2019	INV	PD	803 N PATE
7971		12/19/2019	9376	121919BA	77710	45.00	12/19/2019	INV	PD	803 N PATE
7973		12/19/2019	9378	121919BA	77727	45.00	12/19/2019	INV	PD	2423 BONITA
7972		12/19/2019	9377	121919BA	77728	146.34	12/19/2019	INV	PD	2423 BONITA
12308		03/13/2020	13828	031320ba	78026	45.00	03/13/2020	INV	PD	2413 BONITA
12309		03/13/2020	13829	031320ba	78010	45.00	03/13/2020	INV	PD	2413 BONITA
12310		03/13/2020	13830	031320ba	78011	36.38	03/13/2020	INV	PD	2413 BONITA
7974		12/19/2019	9379	121919BA	77667	45.00	12/19/2019	INV	PD	2407 BONITA
11034		02/18/2020	12527	021920BA	77909	45.00	02/18/2020	INV	PD	2410 BONITA
4802		10/15/2019	5279	101519	77217	45.00	10/15/2019	INV	PD	2426 BONITA
4803		10/15/2019	5280	101519	77218	247.01	10/15/2019	INV	PD	2426 BONITA
4804		10/15/2019	5281	101519	77296	163.45	10/15/2019	INV	PD	911 N PATE
4805		10/15/2019	5282	101519	77323	45.00	10/15/2019	INV	PD	911 N PATE
6550		11/14/2019	7070	111419ba	77505	45.00	11/14/2019	INV	PD	2318 AVE A
12311		03/13/2020	13831	031320ba	77991	18.36	03/13/2020	INV	PD	2412 AVE A
11035		02/18/2020	12528	021920BA	77944	10.00	02/18/2020	INV	PD	2407 AVE B
7975		12/19/2019	9380	121919BA	77737	45.00	12/19/2019	INV	PD	2305 AVE B
12312		03/13/2020	13832	031320ba	78012	45.00	03/13/2020	INV	PD	2412 AVE B

DOCUMENT	P.O.	INV DATE	VOUCHER	CHECK RUN	CHECK #	INVOICE NET	DUE DATE	TYPE	STS	INVOICE DESCRIPTION
11036		02/18/2020	12529	021920BA	77864	45.00	02/18/2020	INV	PD	2414 AVE B
7648		12/11/2019	8202	121119ba	77607	64.24	12/11/2019	INV	PD	Utility deposit refund no
12313		03/13/2020	13833	031320ba	77987	45.00	03/13/2020	INV	PD	2319 W PIERCE
11037		02/18/2020	12530	021920BA	77910	45.00	02/18/2020	INV	PD	2410 LEGION
7976		12/19/2019	9381	121919BA	77721	45.00	12/19/2019	INV	PD	2418 LEGION
11038		02/18/2020	12531	021920BA	77958	45.00	02/18/2020	INV	PD	2418 LEGION
11039		02/18/2020	12532	021920BA	77957	24.04	02/18/2020	INV	PD	2418 LEGION
4992		10/16/2019	5471	101719	77388	3.14	10/16/2019	INV	PD	2320 W PIERCE E-9
7977		12/19/2019	9382	121919BA	77634	45.00	12/19/2019	INV	PD	2324 W PIERCE
7978		12/19/2019	9383	121919BA	77729	45.00	12/19/2019	INV	PD	1038 BIRCH LANE
8993		01/07/2020	10413	010720BA	77805	45.00	01/07/2020	INV	PD	1042 PINON LN
4993		10/16/2019	5472	101719	77416	45.00	10/16/2019	INV	PD	2418 MT VIEW DR
4995		10/16/2019	5474	101719	77346	45.00	10/16/2019	INV	PD	2308 MT VIEW
4994		10/16/2019	5473	101719	77345	27.53	10/16/2019	INV	PD	2308 MT VIEW
4996		10/16/2019	5475	101719	77456	45.00	10/16/2019	INV	PD	2303 MT VIEW
12315		03/13/2020	13835	031320ba	77981	45.00	03/13/2020	INV	PD	1014 DOGWOOD LN
4997		10/16/2019	5476	101719	77404	45.00	10/16/2019	INV	PD	1001 PINON LN
4998		10/16/2019	5477	101719	77467	45.00	10/16/2019	INV	PD	1007 PINON LN
4806		10/15/2019	5283	101519	77255	18.38	10/15/2019	INV	PD	1017 PINON
4807		10/15/2019	5284	101519	77299	45.00	10/15/2019	INV	PD	1003 BIRCH LANE
4808		10/15/2019	5285	101519	77298	43.91	10/15/2019	INV	PD	1003 BIRCH LANE
6551		11/14/2019	7071	111419ba	77549	123.28	11/14/2019	INV	PD	1013 BIRCH LN
12602		03/20/2020	14131	032020BA	78050	45.00	03/20/2020	INV	PD	REFUND DEPOSIT FOR UTILIT
12316		03/13/2020	13836	031320ba	78016	45.00	03/13/2020	INV	PD	911 ALAMOSA
8994		01/07/2020	10414	010720BA	77816	15.00	01/07/2020	INV	PD	901 SANDIA
6552		11/14/2019	7072	111419ba	77515	22.24	11/14/2019	INV	PD	911 VALVERDE
4999		10/16/2019	5478	101719	77347	217.14	10/16/2019	INV	PD	806 VALVERDE
7979		12/19/2019	9384	121919BA	77626	212.28	12/19/2019	INV	PD	806 VALVERDE
11040		02/18/2020	12533	021920BA	77942	45.00	02/18/2020	INV	PD	1801 W BLODGETT
7980		12/19/2019	9385	121919BA	77675	90.00	12/19/2019	INV	PD	926 SOLANA (FH)
12317		03/13/2020	13837	031320ba	77986	15.00	03/13/2020	INV	PD	1002 SANDIA
8995		01/07/2020	10415	010720BA	77763	45.00	01/07/2020	INV	PD	1014 SANDIA
8996		01/07/2020	10416	010720BA	77764	280.12	01/07/2020	INV	PD	1014 SANDIA
8997		01/07/2020	10417	010720BA	77792	37.98	01/07/2020	INV	PD	1016 SANDIA
7981		12/19/2019	9386	121919BA	77663	28.72	12/19/2019	INV	PD	1008 ALAMOSA
4809		10/15/2019	5286	101519	77256	15.00	10/15/2019	INV	PD	1035 ALAMOSA
4810		10/15/2019	5287	101519	77257	23.93	10/15/2019	INV	PD	1035 ALAMOSA
7982		12/19/2019	9387	121919BA	77648	45.00	12/19/2019	INV	PD	1031 ALAMOSA
8998		01/07/2020	10418	010720BA	77853	45.00	01/07/2020	INV	PD	1908 MANZANA
7983		12/19/2019	9388	121919BA	77625	45.00	12/19/2019	INV	PD	1912 MANZANA
4811		10/15/2019	5288	101519	77334	10.48	10/15/2019	INV	PD	2106 SOLANA
12318		03/13/2020	13838	031320ba	77994	45.00	03/13/2020	INV	PD	2201 SOLANA
5000		10/16/2019	5479	101719	77464	1.83	10/16/2019	INV	PD	2210 SOLANA
4812		10/15/2019	5289	101519	77215	15.00	10/15/2019	INV	PD	2201 MT VIEW
11041		02/18/2020	12534	021920BA	77876	45.00	02/18/2020	INV	PD	2201 MT VIEW
6554		11/14/2019	7074	111419ba	77576	45.00	11/14/2019	INV	PD	911 FOUNTAIN DR
6553		11/14/2019	7073	111419ba	77577	96.31	11/14/2019	INV	PD	911 FOUNTAIN DR
6556		11/14/2019	7076	111419ba	77541	45.00	11/14/2019	INV	PD	911 FOUNTAIN DR
6555		11/14/2019	7075	111419ba	77542	45.36	11/14/2019	INV	PD	911 FOUNTAIN DR
8999		01/07/2020	10419	010720BA	77826	37.50	01/07/2020	INV	PD	913 FOUNTAIN DR
4813		10/15/2019	5290	101519	77251	45.00	10/15/2019	INV	PD	1005 MIEHLS DR
4814		10/15/2019	5291	101519	77306	45.00	10/15/2019	INV	PD	1213 MIEHLS
4815		10/15/2019	5292	101519	77305	20.80	10/15/2019	INV	PD	1213 MIEHLS
4816		10/15/2019	5293	101519	77204	45.00	10/15/2019	INV	PD	2518 SPRUILL
5001		10/16/2019	5480	101719	77481	24.73	10/16/2019	INV	PD	1001 N 8TH

DOCUMENT	P.O.	INV DATE	VOUCHER	CHECK RUN	CHECK #	INVOICE NET	DUE DATE	TYPE	STS	INVOICE DESCRIPTION
12319		03/13/2020	13839	031320ba	78030	45.00	03/13/2020	INV	PD	2705 MT VIEW
5002		10/16/2019	5481	101719	77476	45.00	10/16/2019	INV	PD	812 CALAMITY JANE
5003		10/16/2019	5482	101719	77432	45.00	10/16/2019	INV	PD	816 CALAMITY JANE
7984		12/19/2019	9389	121919BA	77635	45.00	12/19/2019	INV	PD	2805 MONTE VISTA
6558		11/14/2019	7078	111419ba	77555	45.00	11/14/2019	INV	PD	2600 LEGION
6557		11/14/2019	7077	111419ba	77556	299.97	11/14/2019	INV	PD	2600 LEGION
9000		01/07/2020	10420	010720BA	77767	31.89	01/07/2020	INV	PD	2801 LEGION
12320		03/13/2020	13840	031320ba	77966	45.00	03/13/2020	INV	PD	1405 N 8TH
9001		01/07/2020	10421	010720BA	77756	7.30	01/07/2020	INV	PD	3005 PIEDRAS
9002		01/07/2020	10422	010720BA	77768	45.00	01/07/2020	INV	PD	2921 PIEDRAS
5004		10/16/2019	5483	101719	77466	45.00	10/16/2019	INV	PD	2914 PIEDRAS
4214		10/07/2019	4374	10072019	77201	97.84	10/07/2019	INV	PD	Overpayment on 3002 Piedr
5005		10/16/2019	5484	101719	77434	18.84	10/16/2019	INV	PD	3003 PALO ALTO
12321		03/13/2020	13841	031320ba	77965	15.00	03/13/2020	INV	PD	2921 PALO ALTO
7985		12/19/2019	9390	121919BA	77694	45.00	12/19/2019	INV	PD	3006 PALO ALTO
5007		10/16/2019	5486	101719	77470	45.00	10/16/2019	INV	PD	3003 MT VIEW
5006		10/16/2019	5485	101719	77469	16.98	10/16/2019	INV	PD	3003 MT VIEW
4817		10/15/2019	5294	101519	77340	30.10	10/15/2019	INV	PD	3003 OCOTILLO
5008		10/16/2019	5487	101719	77453	15.00	10/16/2019	INV	PD	3006 OCOTILLO CANYON
5009		10/16/2019	5488	101719	77431	24.77	10/16/2019	INV	PD	2919 OCOTILLO
9664		01/08/2020	11108	01242020	292248	269.78	01/24/2020	INV	PD	217-1 Grassburr
9663		01/08/2020	11107	01242020	292247	269.78	01/24/2020	INV	PD	217-4 Grassburr
5010		10/16/2019	5489	101719	77412	45.00	10/16/2019	INV	PD	116 S 6TH
12322		03/13/2020	13842	031320ba	77992	45.00	03/13/2020	INV	PD	2217 SANDYRIDGE
6559		11/14/2019	7079	111419ba	77562	45.00	11/14/2019	INV	PD	609 S 6TH
7986		12/19/2019	9391	121919BA	77736	45.00	12/19/2019	INV	PD	2418 WYOMING
4818		10/15/2019	5295	101519	77268	45.00	10/15/2019	INV	PD	2307 IOWA
5012		10/16/2019	5491	101719	77401	45.00	10/16/2019	INV	PD	2412 IOWA
5011		10/16/2019	5490	101719	77400	20.69	10/16/2019	INV	PD	2412 IOWA
5013		10/16/2019	5492	101719	77473	113.66	10/16/2019	INV	PD	2306 UTAH
9003		01/07/2020	10423	010720BA	77753	45.00	01/07/2020	INV	PD	119 S 6TH
9004		01/07/2020	10424	010720BA	77754	70.29	01/07/2020	INV	PD	119 S 6TH
4819		10/15/2019	5296	101519	77330	45.00	10/15/2019	INV	PD	117 S 6TH
9005		01/07/2020	10425	010720BA	77798	45.00	01/07/2020	INV	PD	2413 W TEXAS
4820		10/15/2019	5297	101519	77290	33.27	10/15/2019	INV	PD	2611 WASHINGTON
12323		03/13/2020	13843	031320ba	78029	45.00	03/13/2020	INV	PD	2417 WASHINGTON
4822		10/15/2019	5299	101519	77324	22.47	10/15/2019	INV	PD	2520 FLORIDA
5015		10/16/2019	5494	101719	77409	122.62	10/16/2019	INV	PD	2602 WYOMING
5014		10/16/2019	5493	101719	77408	35.71	10/16/2019	INV	PD	2602 WYOMING
4823		10/15/2019	5300	101519	77336	45.00	10/15/2019	INV	PD	204 DOPORTO CT
7987		12/19/2019	9392	121919BA	77720	8.27	12/19/2019	INV	PD	505 S 10TH
7988		12/19/2019	9393	121919BA	77735	45.00	12/19/2019	INV	PD	103 S 11TH
7989		12/19/2019	9394	121919BA	77633	13.16	12/19/2019	INV	PD	502 S 10TH
6560		11/14/2019	7080	111419ba	77573	45.00	11/14/2019	INV	PD	2121 SANDYRIDGE
7990		12/19/2019	9395	121919BA	77681	45.00	12/19/2019	INV	PD	2606 W LEA
5918		11/01/2019	6425	110119	77498	45.00	11/01/2019	INV	PD	610 S 9TH
12324		03/13/2020	13844	031320ba	77998	45.00	03/13/2020	INV	PD	106 DOPORTO CT
11042		02/18/2020	12535	021920BA	77922	22.24	02/18/2020	INV	PD	107 S 10TH
7991		12/19/2019	9396	121919BA	77654	45.00	12/19/2019	INV	PD	607 GUADALUPE CT
12325		03/13/2020	13845	031320ba	77975	45.00	03/13/2020	INV	PD	601 W ORCHARD LANE
4824		10/15/2019	5301	101519	77277	15.00	10/15/2019	INV	PD	1407 DOEPP DR
5016		10/16/2019	5495	101719	77405	45.00	10/16/2019	INV	PD	1413 GLASIER
6562		11/14/2019	7082	111419ba	77565	45.00	11/14/2019	INV	PD	1003 N SHORE DR (I)
6561		11/14/2019	7081	111419ba	77564	25.00	11/14/2019	INV	PD	1003 N SHORE DR (I)
4825		10/15/2019	5302	101519	77276	45.00	10/15/2019	INV	PD	1311 BETA

DOCUMENT	P.O.	INV DATE	VOUCHER	CHECK RUN	CHECK #	INVOICE NET	DUE DATE	TYPE	STS	INVOICE DESCRIPTION
9006		01/07/2020	10426	010720BA	77759	15.00	01/07/2020	INV	PD	1106 N C C C
9007		01/07/2020	10427	010720BA	77760	114.84	01/07/2020	INV	PD	1106 N C C C
11043		02/18/2020	12536	021920BA	77953	45.00	02/18/2020	INV	PD	1507 JEFFERSON
7992		12/19/2019	9397	121919BA	77738	15.00	12/19/2019	INV	PD	1509 JEFFERSON
6563		11/14/2019	7083	111419ba	77560	45.00	11/14/2019	INV	PD	1305 S C C
6564		11/14/2019	7084	111419ba	77507	45.00	11/14/2019	INV	PD	1435 DESERT WILLOW
5018		10/16/2019	5497	101719	77445	45.00	10/16/2019	INV	PD	1625 DESERT WILLOW
5017		10/16/2019	5496	101719	77444	30.83	10/16/2019	INV	PD	1625 DESERT WILLOW
5019		10/16/2019	5498	101719	77478	45.00	10/16/2019	INV	PD	1608 DESERT WILLOW
5020		10/16/2019	5499	101719	77452	15.00	10/16/2019	INV	PD	1606 DESERT WILLOW
7993		12/19/2019	9398	121919BA	77653	45.00	12/19/2019	INV	PD	1513 LIVE OAK
5021		10/16/2019	5500	101719	77482	15.00	10/16/2019	INV	PD	1713 LIVE OAK
6565		11/14/2019	7085	111419ba	77543	15.00	11/14/2019	INV	PD	1715 LIVE OAK
5023		10/16/2019	5502	101719	77450	45.00	10/16/2019	INV	PD	1406 N C C C
5022		10/16/2019	5501	101719	77449	13.05	10/16/2019	INV	PD	1406 N C C C
12326		03/13/2020	13846	031320ba	77967	45.00	03/13/2020	INV	PD	1605 MT SHADOW
7995		12/19/2019	9400	121919BA	77628	45.00	12/19/2019	INV	PD	1705 MT SHADOW
7994		12/19/2019	9399	121919BA	77629	63.54	12/19/2019	INV	PD	1705 MT SHADOW
11044		02/18/2020	12537	021920BA	77869	45.00	02/18/2020	INV	PD	1901 MT SHADOW
11045		02/18/2020	12538	021920BA	77870	180.71	02/18/2020	INV	PD	1901 MT SHADOW
5024		10/16/2019	5503	101719	77366	31.86	10/16/2019	INV	PD	1905 MT SHADOW
5026		10/16/2019	5505	101719	77393	45.00	10/16/2019	INV	PD	1905 MT SHADOW
5025		10/16/2019	5504	101719	77394	50.40	10/16/2019	INV	PD	1905 MT SHADOW
5027		10/16/2019	5506	101719	77398	45.00	10/16/2019	INV	PD	1516 MT SHADOW
9008		01/07/2020	10428	010720BA	77832	45.00	01/07/2020	INV	PD	1606 MT SHADOW
7996		12/19/2019	9401	121919BA	77631	45.00	12/19/2019	INV	PD	1809 CALLAWAY
5028		10/16/2019	5507	101719	77443	45.00	10/16/2019	INV	PD	1905 CALLAWAY
5029		10/16/2019	5508	101719	77406	40.00	10/16/2019	INV	PD	1911 CALLAWAY DR
11046		02/18/2020	12539	021920BA	77916	45.00	02/18/2020	INV	PD	1705 TREVINO
5030		10/16/2019	5509	101719	77459	45.00	10/16/2019	INV	PD	1715 WATSON CT
7997		12/19/2019	9402	121919BA	77706	45.00	12/19/2019	INV	PD	1904 SENTRY
4826		10/15/2019	5303	101519	77220	45.00	10/15/2019	INV	PD	2111 CALLE DE CODORNIZ
4827		10/15/2019	5304	101519	77219	6.89	10/15/2019	INV	PD	2111 CALLE DE CODORNIZ
4828		10/15/2019	5305	101519	77274	45.00	10/15/2019	INV	PD	2021 QUAIL HOLLOW RUN
6566		11/14/2019	7086	111419ba	77510	45.00	11/14/2019	INV	PD	2122 QUAIL HOLLOW RUN
5032		10/16/2019	5511	101719	77357	45.00	10/16/2019	INV	PD	1816 HAYS
5031		10/16/2019	5510	101719	77356	4.12	10/16/2019	INV	PD	1816 HAYS
4829		10/15/2019	5306	101519	77208	45.00	10/15/2019	INV	PD	1816 HAYS DR
4830		10/15/2019	5307	101519	77207	38.64	10/15/2019	INV	PD	1816 HAYS DR
5919		11/01/2019	6426	110119	77488	45.00	11/01/2019	INV	PD	1818 HAYS
7998		12/19/2019	9403	121919BA	77690	45.00	12/19/2019	INV	PD	1830 HAYS
4831		10/15/2019	5308	101519	77210	15.00	10/15/2019	INV	PD	1209 N C C C
4832		10/15/2019	5309	101519	77211	112.38	10/15/2019	INV	PD	1209 N C C C
4833		10/15/2019	5310	101519	77297	45.00	10/15/2019	INV	PD	1422 S CCC
9009		01/07/2020	10429	010720BA	77786	3.02	01/07/2020	INV	PD	1308 S CCC
11047		02/18/2020	12540	021920BA	77917	15.00	02/18/2020	INV	PD	1212 BRYAN CIRCLE
4834		10/15/2019	5311	101519	77294	45.00	10/15/2019	INV	PD	1510 GRANT
11048		02/18/2020	12541	021920BA	77878	3.25	02/18/2020	INV	PD	1503 GRANT
5033		10/16/2019	5512	101719	77439	45.00	10/16/2019	INV	PD	1415 W ORCHARD LANE
11049		02/18/2020	12542	021920BA	77911	45.00	02/18/2020	INV	PD	1415 W ORCHARD LANE
5034		10/16/2019	5513	101719	77402	45.00	10/16/2019	INV	PD	1302 W ORCHARD LN
7999		12/19/2019	9404	121919BA	77739	45.00	12/19/2019	INV	PD	1108 W ORCHARD LN
8000		12/19/2019	9405	121919BA	77741	45.00	12/19/2019	INV	PD	1505 SAMOA CT
5920		11/01/2019	6427	110119	77500	7.81	11/01/2019	INV	PD	1506 MAUI CT
4835		10/15/2019	5312	101519	77333	45.00	10/15/2019	INV	PD	304 ALANI CT

DOCUMENT	P.O.	INV DATE	VOUCHER	CHECK RUN	CHECK #	INVOICE NET	DUE DATE	TYPE	STS	INVOICE DESCRIPTION
9010		01/07/2020	10430	010720BA	77788	45.00	01/07/2020	INV	PD	1005 A W LEA
6567		11/14/2019	7087	111419ba	77579	24.57	11/14/2019	INV	PD	1007 W LEA
6568		11/14/2019	7088	111419ba	77511	45.00	11/14/2019	INV	PD	1006 IRVIN
5921		11/01/2019	6428	110119	77502	45.00	11/01/2019	INV	PD	1004 IRVIN
8001		12/19/2019	9406	121919BA	77609	16.26	12/19/2019	INV	PD	1004 IRVIN
5923		11/01/2019	6430	110119	77484	45.00	11/01/2019	INV	PD	1115 IRVIN
5922		11/01/2019	6429	110119	77485	175.25	11/01/2019	INV	PD	1115 IRVIN
5035		10/16/2019	5514	101719	77362	18.88	10/16/2019	INV	PD	1204 ALVARADO
8002		12/19/2019	9407	121919BA	77723	15.00	12/19/2019	INV	PD	1104 ALVARADO
8003		12/19/2019	9408	121919BA	77608	15.00	12/19/2019	INV	PD	1111 ALVARADO
9011		01/07/2020	10431	010720BA	77843	134.28	01/07/2020	INV	PD	1113 ALVARADO
9012		01/07/2020	10432	010720BA	77821	45.00	01/07/2020	INV	PD	1101 W ORTEGA
4836		10/15/2019	5313	101519	77263	45.00	10/15/2019	INV	PD	911 S CYPRESS
4837		10/15/2019	5314	101519	77264	50.00	10/15/2019	INV	PD	911 S CYPRESS
11050		02/18/2020	12543	021920BA	77900	107.03	02/18/2020	INV	PD	1207 W LEA APT A
5036		10/16/2019	5515	101719	77451	45.00	10/16/2019	INV	PD	1609 W LEA FH
9013		01/07/2020	10433	010720BA	77791	45.00	01/07/2020	INV	PD	1609 W LEA FH
11051		02/18/2020	12544	021920BA	77940	30.82	02/18/2020	INV	PD	401 PONDER DR
5924		11/01/2019	6431	110119	77495	18.66	11/01/2019	INV	PD	302 LLOYD
5037		10/16/2019	5516	101719	77442	45.00	10/16/2019	INV	PD	2910 S CANAL FH
11052		02/18/2020	12545	021920BA	77871	12.16	02/18/2020	INV	PD	3718 NATL PARKS HWY
4838		10/15/2019	5315	101519	77250	45.00	10/15/2019	INV	PD	3301 EVENING STAR
8004		12/19/2019	9409	121919BA	77712	45.00	12/19/2019	INV	PD	3306 FALLING STAR
9014		01/07/2020	10434	010720BA	77835	44.03	01/07/2020	INV	PD	322 L ST
12327		03/13/2020	13847	031320ba	77982	10.87	03/13/2020	INV	PD	207 E RUSSELL
12328		03/13/2020	13848	031320ba	78007	90.00	03/13/2020	INV	PD	3500 NATL PKS HWY FH
8005		12/19/2019	9410	121919BA	77743	45.00	12/19/2019	INV	PD	215 L ST
9015		01/07/2020	10435	010720BA	77829	143.37	01/07/2020	INV	PD	3101 NATL PARKS HWY
11053		02/18/2020	12546	021920BA	77941	16.08	02/18/2020	INV	PD	201 W ROSE
4839		10/15/2019	5316	101519	77315	1.36	10/15/2019	INV	PD	3122 NAT PARKS HWY
4840		10/15/2019	5317	101519	77259	45.00	10/15/2019	INV	PD	3030 YUCCA
8006		12/19/2019	9411	121919BA	77691	45.00	12/19/2019	INV	PD	119 E RUSSELL
6569		11/14/2019	7089	111419ba	77540	45.00	11/14/2019	INV	PD	318 SUNNYVIEW
8007		12/19/2019	9412	121919BA	77618	45.00	12/19/2019	INV	PD	318 SUNNYVIEW
5925		11/01/2019	6432	110119	77493	45.00	11/01/2019	INV	PD	322 SUNNYVIEW
5927		11/01/2019	6434	110119	77496	45.00	11/01/2019	INV	PD	421 SUNNYVIEW
5926		11/01/2019	6433	110119	77497	71.97	11/01/2019	INV	PD	421 SUNNYVIEW
9016		01/07/2020	10436	010720BA	77837	45.00	01/07/2020	INV	PD	3417 MEADOWLARK
11054		02/18/2020	12547	021920BA	77939	45.00	02/18/2020	INV	PD	3311 SUNNYVIEW
5928		11/01/2019	6435	110119	77501	45.00	11/01/2019	INV	PD	3309 JOSHUA CT
8008		12/19/2019	9413	121919BA	77740	45.00	12/19/2019	INV	PD	3314 JOSHUA CT
11055		02/18/2020	12548	021920BA	77947	45.00	02/18/2020	INV	PD	402 RUSSELL
8009		12/19/2019	9414	121919BA	77704	19.42	12/19/2019	INV	PD	316 RUSSELL
12329		03/13/2020	13849	031320ba	77972	45.00	03/13/2020	INV	PD	3315 PIKE CT
5929		11/01/2019	6436	110119	77487	45.00	11/01/2019	INV	PD	3503 CASS DR
6570		11/14/2019	7090	111419ba	77539	45.00	11/14/2019	INV	PD	317 RUSSELL
11056		02/18/2020	12549	021920BA	77865	45.00	02/18/2020	INV	PD	3410 SUNNYVIEW
5931		11/01/2019	6438	110119	77489	45.00	11/01/2019	INV	PD	411 HAMILTON
5930		11/01/2019	6437	110119	77490	175.42	11/01/2019	INV	PD	411 HAMILTON
7224		12/02/2019	7765	120219BA	77606	911.00	12/02/2019	INV	PD	Refund for over payment o
6571		11/14/2019	7091	111419ba	77513	126.81	11/14/2019	INV	PD	4911 MESILLA
6572		11/14/2019	7092	111419ba	77554	5.16	11/14/2019	INV	PD	906 AIRPORT
5039		10/16/2019	5518	101719	77423	45.00	10/16/2019	INV	PD	4914 CONCHO
5038		10/16/2019	5517	101719	77422	15.64	10/16/2019	INV	PD	4914 CONCHO
8010		12/19/2019	9415	121919BA	77734	13.34	12/19/2019	INV	PD	812 LOBO LN

DOCUMENT	P.O.	INV DATE	VOUCHER	CHECK RUN	CHECK #	INVOICE NET	DUE DATE	TYPE	STS	INVOICE DESCRIPTION
11834		03/06/2020	13344	030620BA	77960	389.40	03/06/2020	INV	PD	Credit ck for utility acc
5040		10/16/2019	5519	101719	77370	45.00	10/16/2019	INV	PD	4911 CONCHO RD
6573		11/14/2019	7093	111419ba	77586	45.00	11/14/2019	INV	PD	4710 ADOBE
6574		11/14/2019	7094	111419ba	77547	120.17	11/14/2019	INV	PD	803 LOBO LN
9017		01/07/2020	10437	010720BA	77818	45.00	01/07/2020	INV	PD	4818 FORREST DR
9018		01/07/2020	10438	010720BA	77817	5.94	01/07/2020	INV	PD	4818 FORREST DR
8011		12/19/2019	9416	121919BA	77711	45.00	12/19/2019	INV	PD	4811 CABALLERO DR
11057		02/18/2020	12550	021920BA	77861	45.00	02/18/2020	INV	PD	601 CARRETA
11058		02/18/2020	12551	021920BA	77862	84.46	02/18/2020	INV	PD	601 CARRETA
12331		03/13/2020	13851	031320ba	77971	15.00	03/13/2020	INV	PD	613 CARRETA RD
12332		03/13/2020	13852	031320ba	78037	90.00	03/13/2020	INV	PD	114 PARKER
9019		01/07/2020	10439	010720BA	77794	19.01	01/07/2020	INV	PD	217 PARKER
9020		01/07/2020	10440	010720BA	77841	45.00	01/07/2020	INV	PD	203 TAYLOR CIR
5042		10/16/2019	5521	101719	77390	45.00	10/16/2019	INV	PD	3317 OLD CAVERN HWY
5041		10/16/2019	5520	101719	77389	35.44	10/16/2019	INV	PD	3317 OLD CAVERN HWY
4841		10/15/2019	5318	101519	77312	45.00	10/15/2019	INV	PD	3313 OLD CAVERN HWY
9021		01/07/2020	10441	010720BA	77793	45.00	01/07/2020	INV	PD	3006 NATL PARKS HWY
12333		03/13/2020	13853	031320ba	78043	29.69	03/13/2020	INV	PD	206 CARLGO
11059		02/18/2020	12552	021920BA	77956	45.00	02/18/2020	INV	PD	129 CARLGO
11060		02/18/2020	12553	021920BA	77955	34.65	02/18/2020	INV	PD	129 CARLGO
12334		03/13/2020	13854	031320ba	78038	45.00	03/13/2020	INV	PD	129 CARLGO
9022		01/07/2020	10442	010720BA	77765	45.00	01/07/2020	INV	PD	401 CARLGO
6575		11/14/2019	7095	111419ba	77551	147.12	11/14/2019	INV	PD	403 CARLGO
8013		12/19/2019	9418	121919BA	77668	45.00	12/19/2019	INV	PD	4015 IRON HORSE
8012		12/19/2019	9417	121919BA	77669	68.36	12/19/2019	INV	PD	4015 IRON HORSE
6577		11/14/2019	7097	111419ba	77518	45.00	11/14/2019	INV	PD	1010 CAVINESS
6576		11/14/2019	7096	111419ba	77517	10.94	11/14/2019	INV	PD	1010 CAVINESS
5932		11/01/2019	6439	110119	77492	126.22	11/01/2019	INV	PD	915 JASON
8014		12/19/2019	9419	121919BA	77748	149.18	12/19/2019	INV	PD	2318 ALGERITA
11061		02/18/2020	12554	021920BA	77895	45.00	02/18/2020	INV	PD	2320 SAGE
11062		02/18/2020	12555	021920BA	77896	113.58	02/18/2020	INV	PD	2320 SAGE
8016		12/19/2019	9421	121919BA	77611	45.00	12/19/2019	INV	PD	2315 PRIMROSE
8015		12/19/2019	9420	121919BA	77610	1.45	12/19/2019	INV	PD	2315 PRIMROSE
5043		10/16/2019	5522	101719	77435	45.00	10/16/2019	INV	PD	1007 CAVINESS
5044		10/16/2019	5523	101719	77441	17.72	10/16/2019	INV	PD	2409 TULIP
4842		10/15/2019	5319	101519	77212	45.00	10/15/2019	INV	PD	1016 COUNTRYSIDE
6578		11/14/2019	7098	111419ba	77534	16.62	11/14/2019	INV	PD	1008 COUNTRYSIDE
9023		01/07/2020	10443	010720BA	77822	45.00	01/07/2020	INV	PD	905 CENTER
6579		11/14/2019	7099	111419ba	77604	45.00	11/14/2019	INV	PD	2517 VIOLET
5046		10/16/2019	5525	101719	77381	45.00	10/16/2019	INV	PD	2314 VIOLET
5045		10/16/2019	5524	101719	77380	20.22	10/16/2019	INV	PD	2314 VIOLET
5047		10/16/2019	5526	101719	77424	45.00	10/16/2019	INV	PD	1011 CARNATION ALLEY
4843		10/15/2019	5320	101519	77303	54.49	10/15/2019	INV	PD	1012 NORTH AVE
5934		11/01/2019	6441	110119	77494	22.37	11/01/2019	INV	PD	2408 PRIMROSE
6580		11/14/2019	7100	111419ba	77514	32.54	11/14/2019	INV	PD	2502 PRIMROSE
12335		03/13/2020	13855	031320ba	77988	15.00	03/13/2020	INV	PD	2512 PRIMROSE
5048		10/16/2019	5527	101719	77440	45.00	10/16/2019	INV	PD	711 JASON
12336		03/13/2020	13856	031320ba	77976	108.28	03/13/2020	INV	PD	607 CENTER
8017		12/19/2019	9422	121919BA	77658	45.00	12/19/2019	INV	PD	605 CENTER
8018		12/19/2019	9423	121919BA	77623	45.00	12/19/2019	INV	PD	2530 S CANAL
8019		12/19/2019	9424	121919BA	77666	44.53	12/19/2019	INV	PD	2530 S CANAL
9024		01/07/2020	10444	010720BA	77761	39.96	01/07/2020	INV	PD	1503 VERDEL AVE
11064		02/18/2020	12557	021920BA	77879	45.00	02/18/2020	INV	PD	1210 E ORCHARD LN
5935		11/01/2019	6442	110119	77486	45.00	11/01/2019	INV	PD	1504 TOKAY
11065		02/18/2020	12558	021920BA	77863	45.00	02/18/2020	INV	PD	802 E ORCHARD

DOCUMENT	P.O.	INV DATE	VOUCHER	CHECK RUN	CHECK #	INVOICE NET	DUE DATE	TYPE	STS	INVOICE DESCRIPTION
6581		11/14/2019	7101	111419ba	77512	45.00	11/14/2019	INV	PD	601 FREEDOM LANE
5936		11/01/2019	6443	110119	77491	45.00	11/01/2019	INV	PD	1625 MUSCATEL
5049		10/16/2019	5528	101719	77448	45.00	10/16/2019	INV	PD	1625 MUSCATEL
4844		10/15/2019	5321	101519	77316	45.00	10/15/2019	INV	PD	606 E CHERRY LN
4845		10/15/2019	5322	101519	77317	45.21	10/15/2019	INV	PD	606 E CHERRY LN
5050		10/16/2019	5529	101719	77397	15.00	10/16/2019	INV	PD	514 E ORCHARD LANE
5052		10/16/2019	5531	101719	77369	45.00	10/16/2019	INV	PD	518 E ORCHARD
5051		10/16/2019	5530	101719	77368	23.16	10/16/2019	INV	PD	518 E ORCHARD
12337		03/13/2020	13857	031320ba	77989	45.00	03/13/2020	INV	PD	518 E ORCHARD
12338		03/13/2020	13858	031320ba	77990	11.38	03/13/2020	INV	PD	518 E ORCHARD
11066		02/18/2020	12559	021920BA	77898	45.00	02/18/2020	INV	PD	203 E ORCHARD LN
11067		02/18/2020	12560	021920BA	77897	4.10	02/18/2020	INV	PD	203 E ORCHARD LN
12339		03/13/2020	13859	031320ba	78027	45.00	03/13/2020	INV	PD	506 W ORCHARD LN
6767		11/18/2019	7293	11202019	77605	2,000.00	11/22/2019	INV	PD	Reimbursement for over pa
9025		01/07/2020	10445	010720BA	77782	45.00	01/07/2020	INV	PD	6 AVERI LOOP
9026		01/07/2020	10446	010720BA	77783	45.00	01/07/2020	INV	PD	8 AVERI LOOP
9027		01/07/2020	10447	010720BA	77825	45.00	01/07/2020	INV	PD	1834 DENISE DR
9028		01/07/2020	10448	010720BA	77824	14.87	01/07/2020	INV	PD	1834 DENISE DR
9029		01/07/2020	10449	010720BA	77781	45.00	01/07/2020	INV	PD	4 AVERI LOOP
9030		01/07/2020	10450	010720BA	77852	15.00	01/07/2020	INV	PD	WILEY AVENUE (CONCORD
12340		03/13/2020	13860	031320ba	78028	45.00	03/13/2020	INV	PD	1508 CONCORD AVE
8020		12/19/2019	9425	121919BA	77632	15.00	12/19/2019	INV	PD	201 W CHERRY LN
4846		10/15/2019	5323	101519	77301	45.00	10/15/2019	INV	PD	1706 SANDY LN
4847		10/15/2019	5324	101519	77300	1.31	10/15/2019	INV	PD	1706 SANDY LN
4848		10/15/2019	5325	101519	77270	45.00	10/15/2019	INV	PD	412 CORRINE PL
11068		02/18/2020	12561	021920BA	77912	90.00	02/18/2020	INV	PD	1811 LIGION RD (FH)
4849		10/15/2019	5326	101519	77214	45.00	10/15/2019	INV	PD	1617 CONCORD AVE
4850		10/15/2019	5327	101519	77216	14.44	10/15/2019	INV	PD	10 AVERI LOOP
9031		01/07/2020	10451	010720BA	77806	15.00	01/07/2020	INV	PD	2015 PATRICIA DR
9032		01/07/2020	10452	010720BA	77807	34.42	01/07/2020	INV	PD	2015 PATRICIA DR
9033		01/07/2020	10453	010720BA	77827	45.00	01/07/2020	INV	PD	2008 GWENDA
6582		11/14/2019	7102	111419ba	77548	45.00	11/14/2019	INV	PD	115 S LA HUERTA CIR
6583		11/14/2019	7103	111419ba	77546	28.71	11/14/2019	INV	PD	2114 N CANAL
4851		10/15/2019	5328	101519	77318	45.00	10/15/2019	INV	PD	106 N LA HUERTA CIR
12341		03/13/2020	13861	031320ba	78035	13.50	03/13/2020	INV	PD	1607 REDWOOD
12342		03/13/2020	13862	031320ba	77999	32.19	03/13/2020	INV	PD	1608 PALO VERDE LOOP
8021		12/19/2019	9426	121919BA	77679	26.75	12/19/2019	INV	PD	1644 REDWOOD LOOP
12343		03/13/2020	13863	031320ba	77962	45.00	03/13/2020	INV	PD	1644 REDWOOD LOOP
9034		01/07/2020	10454	010720BA	77854	45.00	01/07/2020	INV	PD	2223 N CANAL
9035		01/07/2020	10455	010720BA	77766	14.86	01/07/2020	INV	PD	2228 COLLINS
6584		11/14/2019	7104	111419ba	77603	22.62	11/14/2019	INV	PD	1924 DIAMOND
6585		11/14/2019	7105	111419ba	77557	45.00	11/14/2019	INV	PD	2424 CROWN CT
4852		10/15/2019	5329	101519	77322	45.00	10/15/2019	INV	PD	1816 DENISE
9036		01/07/2020	10456	010720BA	77851	45.00	01/07/2020	INV	PD	1833 DENISE DR
9037		01/07/2020	10457	010720BA	77850	4.28	01/07/2020	INV	PD	1833 DENISE DR
4853		10/15/2019	5330	101519	77332	45.00	10/15/2019	INV	PD	1832 LANETTE
4854		10/15/2019	5331	101519	77254	45.00	10/15/2019	INV	PD	1834 TROY
4855		10/15/2019	5332	101519	77253	43.67	10/15/2019	INV	PD	1834 TROY
4856		10/15/2019	5333	101519	77295	45.00	10/15/2019	INV	PD	1835 TROY
8243		12/27/2019	9657	122719BA	77750	170.20	12/27/2019	INV	PD	Refund for overpayment on
12344		03/13/2020	13864	031320ba	77969	7.81	03/13/2020	INV	PD	1923 DIAMOND
4857		10/15/2019	5334	101519	77335	45.00	10/15/2019	INV	PD	1905 EMERALD
9038		01/07/2020	10458	010720BA	77814	45.00	01/07/2020	INV	PD	1921 LEANNE
5053		10/16/2019	5532	101719	77427	45.00	10/16/2019	INV	PD	1934 DIAMOND DR
11069		02/18/2020	12562	021920BA	77951	45.00	02/18/2020	INV	PD	801 W CHERRY LANE

DOCUMENT	P.O.	INV DATE	VOUCHER	CHECK RUN	CHECK #	INVOICE NET	DUE DATE	TYPE	STS	INVOICE DESCRIPTION
9453		01/08/2020	10888	01212020	292156	995.36	01/17/2020	INV	PD	316 Pompa
11070		02/18/2020	12563	021920BA	77882	45.00	02/18/2020	INV	PD	407 WALKER FARM RD
11071		02/18/2020	12564	021920BA	77883	58.40	02/18/2020	INV	PD	407 WALKER FARM RD
9039		01/07/2020	10459	010720BA	77780	6.14	01/07/2020	INV	PD	410 WARACHIE
6587		11/14/2019	7107	111419ba	77522	45.00	11/14/2019	INV	PD	910 BUTTERNUT
6586		11/14/2019	7106	111419ba	77521	30.51	11/14/2019	INV	PD	910 BUTTERNUT
8022		12/19/2019	9427	121919BA	77636	45.00	12/19/2019	INV	PD	914 BUTTERNUT
4858		10/15/2019	5335	101519	77225	45.00	10/15/2019	INV	PD	916 BUTTERNUT
9040		01/07/2020	10460	010720BA	77846	13.29	01/07/2020	INV	PD	705 ELGIN
9041		01/07/2020	10461	010720BA	77813	45.00	01/07/2020	INV	PD	1014 MURRAY DR
11072		02/18/2020	12565	021920BA	77927	45.00	02/18/2020	INV	PD	1017 MURRAY DR
9042		01/07/2020	10462	010720BA	77809	45.00	01/07/2020	INV	PD	1020 MURRAY DR
9043		01/07/2020	10463	010720BA	77810	45.00	01/07/2020	INV	PD	1022 MURRAY DR
9044		01/07/2020	10464	010720BA	77811	45.00	01/07/2020	INV	PD	1024 MURRAY DR
11073		02/18/2020	12566	021920BA	77928	45.00	02/18/2020	INV	PD	1026 MURRAY
12345		03/13/2020	13865	031320ba	78000	45.00	03/13/2020	INV	PD	1030 MURRAY
9045		01/07/2020	10465	010720BA	77812	45.00	01/07/2020	INV	PD	1035 MURRAY DR
5055		10/16/2019	5534	101719	77454	45.00	10/16/2019	INV	PD	4401 BUENA VIDA CT
5054		10/16/2019	5533	101719	77455	200.00	10/16/2019	INV	PD	4401 BUENA VIDA CT
4859		10/15/2019	5336	101519	77337	38.86	10/15/2019	INV	PD	3619 HARVEST LANE
4860		10/15/2019	5337	101519	77237	45.00	10/15/2019	INV	PD	3710 EDERD
4861		10/15/2019	5338	101519	77235	13.67	10/15/2019	INV	PD	3710 EDERD
4862		10/15/2019	5339	101519	77236	45.00	10/15/2019	INV	PD	3712 EDERD
8023		12/19/2019	9428	121919BA	77709	45.00	12/19/2019	INV	PD	3901 JESSE JAMES CT
4863		10/15/2019	5340	101519	77287	45.00	10/15/2019	INV	PD	3913 SELMAN
4864		10/15/2019	5341	101519	77282	.03	10/15/2019	INV	PD	3913 SELMAN
4865		10/15/2019	5342	101519	77262	36.33	10/15/2019	INV	PD	4007 JESSE JAMES
12346		03/13/2020	13866	031320ba	78001	45.00	03/13/2020	INV	PD	4114 PAT GARRETT
11074		02/18/2020	12567	021920BA	77929	45.00	02/18/2020	INV	PD	4115 PAT GARRETT
5056		10/16/2019	5535	101719	77372	45.00	10/16/2019	INV	PD	4217 REDBUD ST
11075		02/18/2020	12568	021920BA	77908	45.00	02/18/2020	INV	PD	4620 NATIONAL PARKS H
4866		10/15/2019	5343	101519	77213	45.00	10/15/2019	INV	PD	4309 BOYD
9046		01/07/2020	10466	010720BA	77815	45.00	01/07/2020	INV	PD	3412 HIDALGO RD
5057		10/16/2019	5536	101719	77341	45.00	10/16/2019	INV	PD	4006 S PAT GARRETT RD
11076		02/18/2020	12569	021920BA	77930	45.00	02/18/2020	INV	PD	4130 PAT GARRETT
5058		10/16/2019	5537	101719	77428	45.00	10/16/2019	INV	PD	3906 SELMAN CT
9047		01/07/2020	10467	010720BA	77800	45.00	01/07/2020	INV	PD	3908 N DOC HOLLIDAY
4867		10/15/2019	5344	101519	77252	45.00	10/15/2019	INV	PD	4004 S JOHN WES HARDIN
12347		03/13/2020	13867	031320ba	77980	45.00	03/13/2020	INV	PD	4006 JOHNWESLEYHARDIN
6588		11/14/2019	7108	111419ba	77566	34.03	11/14/2019	INV	PD	4010 S PAT GARRETT RD
4868		10/15/2019	5345	101519	77286	45.00	10/15/2019	INV	PD	4110 S PAT GARRETT RD
4869		10/15/2019	5346	101519	77283	12.13	10/15/2019	INV	PD	4110 S PAT GARRETT RD
6589		11/14/2019	7109	111419ba	77567	45.00	11/14/2019	INV	PD	4119 S PAT GARRETT RD
12348		03/13/2020	13868	031320ba	78002	45.00	03/13/2020	INV	PD	4203 SOUTH PADRE LN
5060		10/16/2019	5539	101719	77374	45.00	10/16/2019	INV	PD	4204 REDBUD
5059		10/16/2019	5538	101719	77373	13.66	10/16/2019	INV	PD	4204 REDBUD
11077		02/18/2020	12570	021920BA	77887	45.00	02/18/2020	INV	PD	4205 WILLOW
6591		11/14/2019	7111	111419ba	77520	45.00	11/14/2019	INV	PD	4207 WILLOW
6590		11/14/2019	7110	111419ba	77519	13.66	11/14/2019	INV	PD	4207 WILLOW
9048		01/07/2020	10468	010720BA	77772	45.00	01/07/2020	INV	PD	4209 WILLOW
9049		01/07/2020	10469	010720BA	77769	11.38	01/07/2020	INV	PD	4209 WILLOW
4870		10/15/2019	5347	101519	77224	45.00	10/15/2019	INV	PD	4210 REDBUD ST
5061		10/16/2019	5540	101719	77375	45.00	10/16/2019	INV	PD	4212 REDBUD
5062		10/16/2019	5541	101719	77376	45.00	10/16/2019	INV	PD	4217 WILLOW
9050		01/07/2020	10470	010720BA	77836	45.00	01/07/2020	INV	PD	4217 WILLOW

DOCUMENT	P.O.	INV DATE	VOUCHER	CHECK RUN	CHECK #	INVOICE NET	DUE DATE	TYPE	STS	INVOICE DESCRIPTION
5063		10/16/2019	5542	101719	77468	25.83	10/16/2019	INV	PD	4507 REDBUD
9051		01/07/2020	10471	010720BA	77828	45.00	01/07/2020	INV	PD	4401 WILLOW
8024		12/19/2019	9429	121919BA	77670	45.00	12/19/2019	INV	PD	4409 WILLOW
12349		03/13/2020	13869	031320ba	77984	45.00	03/13/2020	INV	PD	4403 APPLE
9052		01/07/2020	10472	010720BA	77802	15.00	01/07/2020	INV	PD	4406 MESCALERO
9053		01/07/2020	10473	010720BA	77803	21.38	01/07/2020	INV	PD	4406 MESCALERO
8025		12/19/2019	9430	121919BA	77745	15.00	12/19/2019	INV	PD	4328 S SPENCER ST
8026		12/19/2019	9431	121919BA	77620	45.00	12/19/2019	INV	PD	4311 MESCALERO
4871		10/15/2019	5348	101519	77249	28.11	10/15/2019	INV	PD	1203 HIDALGO
6592		11/14/2019	7112	111419ba	77535	18.88	11/14/2019	INV	PD	809 HIDALGO
5064		10/16/2019	5543	101719	77350	45.00	10/16/2019	INV	PD	4110 BOYD DR
8027		12/19/2019	9432	121919BA	77622	45.00	12/19/2019	INV	PD	4314 BOYD DR
6593		11/14/2019	7113	111419ba	77508	45.00	11/14/2019	INV	PD	4318 BOYD
5065		10/16/2019	5544	101719	77433	4.70	10/16/2019	INV	PD	907 HIDALGO
6594		11/14/2019	7114	111419ba	77593	7.20	11/14/2019	INV	PD	800 SENECA RD FH
5066		10/16/2019	5545	101719	77378	45.00	10/16/2019	INV	PD	906 BUTTERNUT
12350		03/13/2020	13870	031320ba	77977	45.00	03/13/2020	INV	PD	300 BALER
12351		03/13/2020	13871	031320ba	77978	45.00	03/13/2020	INV	PD	304 BALER
12352		03/13/2020	13872	031320ba	77979	45.00	03/13/2020	INV	PD	306 BALER
11078		02/18/2020	12571	021920BA	77893	45.00	02/18/2020	INV	PD	309 BALER
11079		02/18/2020	12572	021920BA	77894	45.00	02/18/2020	INV	PD	312 BALER
11080		02/18/2020	12573	021920BA	77888	12.72	02/18/2020	INV	PD	312 BALER
6595		11/14/2019	7115	111419ba	77528	45.00	11/14/2019	INV	PD	314 BALER
11081		02/18/2020	12574	021920BA	77891	45.00	02/18/2020	INV	PD	315 BALER
6596		11/14/2019	7116	111419ba	77529	45.00	11/14/2019	INV	PD	316 BALER
6597		11/14/2019	7117	111419ba	77530	45.00	11/14/2019	INV	PD	317 BALER
6598		11/14/2019	7118	111419ba	77531	45.00	11/14/2019	INV	PD	318 BALER
6599		11/14/2019	7119	111419ba	77532	45.00	11/14/2019	INV	PD	319 BALER
5067		10/16/2019	5546	101719	77384	45.00	10/16/2019	INV	PD	400 BALER LN
5068		10/16/2019	5547	101719	77385	45.00	10/16/2019	INV	PD	401 BALER LN
9054		01/07/2020	10474	010720BA	77777	45.00	01/07/2020	INV	PD	402 BALER
5069		10/16/2019	5548	101719	77386	45.00	10/16/2019	INV	PD	403 BALER LN
4872		10/15/2019	5349	101519	77247	45.00	10/15/2019	INV	PD	404 BALER
11082		02/18/2020	12575	021920BA	77892	45.00	02/18/2020	INV	PD	405 BALER
4873		10/15/2019	5350	101519	77248	45.00	10/15/2019	INV	PD	406 BALER LN
4874		10/15/2019	5351	101519	77234	12.26	10/15/2019	INV	PD	406 BALER LN
8029		12/19/2019	9434	121919BA	77647	45.00	12/19/2019	INV	PD	407 BALER
8028		12/19/2019	9433	121919BA	77637	12.72	12/19/2019	INV	PD	407 BALER
5071		10/16/2019	5550	101719	77382	45.00	10/16/2019	INV	PD	408 BALER LN
5070		10/16/2019	5549	101719	77379	12.36	10/16/2019	INV	PD	408 BALER LN
5072		10/16/2019	5551	101719	77383	45.00	10/16/2019	INV	PD	409 BALER
6600		11/14/2019	7120	111419ba	77525	45.00	11/14/2019	INV	PD	411 BALER
6601		11/14/2019	7121	111419ba	77526	45.00	11/14/2019	INV	PD	500 GRAZER
6602		11/14/2019	7122	111419ba	77527	45.00	11/14/2019	INV	PD	501 BALER
6604		11/14/2019	7124	111419ba	77524	45.00	11/14/2019	INV	PD	502 GRAZER
6603		11/14/2019	7123	111419ba	77523	12.33	11/14/2019	INV	PD	502 GRAZER
4875		10/15/2019	5352	101519	77238	45.00	10/15/2019	INV	PD	503 BALER
12353		03/13/2020	13873	031320ba	78003	45.00	03/13/2020	INV	PD	1028 MALIBU
8030		12/19/2019	9435	121919BA	77703	45.00	12/19/2019	INV	PD	1030 DERRINGER CT
8031		12/19/2019	9436	121919BA	77695	13.34	12/19/2019	INV	PD	1031 DERRINGER CT
8032		12/19/2019	9437	121919BA	77698	45.00	12/19/2019	INV	PD	1032 DERRINGER CT
11083		02/18/2020	12576	021920BA	77931	45.00	02/18/2020	INV	PD	1033 DERRINGER CT
12354		03/13/2020	13874	031320ba	78004	45.00	03/13/2020	INV	PD	1034 DERRINGER CT
12355		03/13/2020	13875	031320ba	78005	45.00	03/13/2020	INV	PD	1040 MALIBU
6605		11/14/2019	7125	111419ba	77568	45.00	11/14/2019	INV	PD	1042 MALIBU RD

DOCUMENT	P.O.	INV DATE	VOUCHER	CHECK RUN	CHECK #	INVOICE NET	DUE DATE	TYPE	STS	INVOICE DESCRIPTION
11084		02/18/2020	12577	021920BA	77932	45.00	02/18/2020	INV	PD	4106 HONOLULU
8033		12/19/2019	9438	121919BA	77699	45.00	12/19/2019	INV	PD	4110 HONOLULU RD
11085		02/18/2020	12578	021920BA	77933	45.00	02/18/2020	INV	PD	4202 SOUTH PADRE LN
4876		10/15/2019	5353	101519	77284	32.87	10/15/2019	INV	PD	4204 SOUTH PADRE LN
11086		02/18/2020	12579	021920BA	77934	45.00	02/18/2020	INV	PD	4206 SOUTH PADRE LN
4877		10/15/2019	5354	101519	77285	34.03	10/15/2019	INV	PD	4207 SOUTH PADRE LN
8034		12/19/2019	9439	121919BA	77700	45.00	12/19/2019	INV	PD	4208 SOUTH PADRE LN
6606		11/14/2019	7126	111419ba	77569	45.00	11/14/2019	INV	PD	4210 SOUTH PADRE LN
9055		01/07/2020	10475	010720BA	77770	45.00	01/07/2020	INV	PD	4211 MAGNOLIA
6607		11/14/2019	7127	111419ba	77570	45.00	11/14/2019	INV	PD	4212 SOUTH PADRE LN
8035		12/19/2019	9440	121919BA	77701	45.00	12/19/2019	INV	PD	4214 SOUTH PADRE LN
8036		12/19/2019	9441	121919BA	77702	45.00	12/19/2019	INV	PD	4216 SOUTH PADRE LN
4878		10/15/2019	5355	101519	77226	45.00	10/15/2019	INV	PD	4217 MAGNOLIA
8037		12/19/2019	9442	121919BA	77641	45.00	12/19/2019	INV	PD	400 PLANTATION
8038		12/19/2019	9443	121919BA	77642	45.00	12/19/2019	INV	PD	401 PLANTATION
8039		12/19/2019	9444	121919BA	77643	45.00	12/19/2019	INV	PD	402 PLANTATION
8040		12/19/2019	9445	121919BA	77644	45.00	12/19/2019	INV	PD	403 PLANTATION
8042		12/19/2019	9447	121919BA	77640	45.00	12/19/2019	INV	PD	404 PLANTATION
8041		12/19/2019	9446	121919BA	77639	14.18	12/19/2019	INV	PD	404 PLANTATION
8044		12/19/2019	9449	121919BA	77645	45.00	12/19/2019	INV	PD	405 PLANTATION
8043		12/19/2019	9448	121919BA	77638	12.72	12/19/2019	INV	PD	405 PLANTATION
9056		01/07/2020	10476	010720BA	77776	45.00	01/07/2020	INV	PD	406 PLANTATION
9057		01/07/2020	10477	010720BA	77773	12.72	01/07/2020	INV	PD	406 PLANTATION
8045		12/19/2019	9450	121919BA	77646	45.00	12/19/2019	INV	PD	407 PLANTATION CT
11087		02/18/2020	12580	021920BA	77889	26.73	02/18/2020	INV	PD	408 PLANTATION
9058		01/07/2020	10478	010720BA	77774	32.19	01/07/2020	INV	PD	409 PLANTATION CT
11088		02/18/2020	12581	021920BA	77890	45.00	02/18/2020	INV	PD	410 PLANTATION CT
12356		03/13/2020	13876	031320ba	78006	45.00	03/13/2020	INV	PD	4105 HONOLULU
9059		01/07/2020	10479	010720BA	77808	45.00	01/07/2020	INV	PD	4107 HONOLULU RD
9060		01/07/2020	10480	010720BA	77775	32.19	01/07/2020	INV	PD	411 PLANTATION
9061		01/07/2020	10481	010720BA	77771	45.00	01/07/2020	INV	PD	4207 MAGNOLIA
11089		02/18/2020	12582	021920BA	77926	45.00	02/18/2020	INV	PD	4209 SOUTH PADRE LN
8046		12/19/2019	9451	121919BA	77696	33.62	12/19/2019	INV	PD	4211 HONOLULU RD
6608		11/14/2019	7128	111419ba	77571	45.00	11/14/2019	INV	PD	4213 HONOLULU RD
8047		12/19/2019	9452	121919BA	77697	45.00	12/19/2019	INV	PD	4213 SOUTH PADRE LANE
9347		01/14/2020	10781	011520BA	77859	45.00	01/14/2020	INV	PD	Deposit refund for utilit
9348		01/14/2020	10782	011520BA	77858	10.97	01/14/2020	INV	PD	Credit check for utility
4879		10/15/2019	5356	101519	77288	45.00	10/15/2019	INV	PD	4215 SOUTH PADRE LN
8049		12/19/2019	9454	121919BA	77673	45.00	12/19/2019	INV	PD	1809 TOWER DR
8048		12/19/2019	9453	121919BA	77674	411.32	12/19/2019	INV	PD	1809 TOWER DR
11090		02/18/2020	12583	021920BA	77915	45.00	02/18/2020	INV	PD	1906 TOWER
9062		01/07/2020	10482	010720BA	77834	45.00	01/07/2020	INV	PD	2713 STANDPIPE RD
4880		10/15/2019	5357	101519	77321	45.00	10/15/2019	INV	PD	1902 CURRY RD
12357		03/13/2020	13877	031320ba	77997	45.00	03/13/2020	INV	PD	1902 CURRY
8050		12/19/2019	9455	121919BA	77657	45.00	12/19/2019	INV	PD	2413 MARTIN LN
6609		11/14/2019	7129	111419ba	77558	45.00	11/14/2019	INV	PD	3102 STANDPIPE RD
5073		10/16/2019	5552	101719	77377	27.39	10/16/2019	INV	PD	1707 CURRY
8399		01/02/2020	9815	010220BA	77751	45.00	01/02/2020	INV	PD	Utility deposit refund,ad
12358		03/13/2020	13878	031320ba	78039	21.35	03/13/2020	INV	PD	2112 STANDPIPE
5074		10/16/2019	5553	101719	77421	34.76	10/16/2019	INV	PD	2414 MARTIN LN
11091		02/18/2020	12584	021920BA	77948	338.50	02/18/2020	INV	PD	RANCH HOUSE #1 (STOCK
11092		02/18/2020	12585	021920BA	77884	1,626.00	02/18/2020	INV	PD	WIPP PROJECT SITE
9082		01/06/2020	10502	01102020	292006	443.98	01/10/2020	INV	PD	Refund for overpayment on
5743		10/29/2019	6239	10312019	290818	1,978.20	10/31/2019	INV	PD	Refund for over pymt for
9234		12/31/2019	10662	01142020	292053	2,708.99	01/17/2020	INV	PD	Reimbursement for overpym

DOCUMENT	P.O.	INV DATE	VOUCHER	CHECK RUN	CHECK #	INVOICE NET	DUE DATE	TYPE	STS	INVOICE DESCRIPTION
9662		01/08/2020	11106	01242020	292246	52.60	01/24/2020	INV	PD	704 Annie Oakley
9233		11/21/2019	10661	01142020	292054	1,234.27	01/17/2020	INV	PD	refund for overpymt on me
4213		10/07/2019	4373	10072019	77200	132.06	10/07/2019	INV	PD	Overpayment on 317 & 401
						84,325.00				
9999 ONE TIME										
12614		03/18/2020	14143	032020	293456	98.00	03/20/2020	INV	PD	Vehicle sprayed with hydr
12814		03/24/2020	14349	032720	293614	50.00	03/27/2020	INV	PD	refund deposit for use of
9891		01/24/2020	11343	012820	292351	50.00	01/31/2020	INV	PD	Refund of deposit for use
5814		10/30/2019	6311	10312019	290827	150.00	10/31/2019	INV	PD	rental&deposit returned e
9887		01/24/2020	11339	012820	292349	50.00	01/31/2020	INV	PD	Refunding deposit for use
10145		01/30/2020	11613	01312020	292431	50.00	01/31/2020	INV	PD	refund deposit for use of
10148		01/30/2020	11616	01312020	292430	50.00	01/31/2020	INV	PD	refund deposit for use of
5809		10/30/2019	6306	10312019	290829	50.00	10/31/2019	INV	PD	Refunding 50$ deposit for
5807		10/30/2019	6303	10312019	290826	50.00	10/31/2019	INV	PD	REFUNDING THE 50.00 DEPOS
5817		10/30/2019	6314	10312019	290828	50.00	10/31/2019	INV	PD	Refund 50$ for use of Pow
5812		10/30/2019	6309	10312019	290830	50.00	10/31/2019	INV	PD	Refunding 50$ for the use
5313		10/16/2019	5799	10212019	290559	50.00	10/18/2019	INV	PD	50.00 deposit return for
7527		12/05/2019	8078	12112019	291515	50.00	12/13/2019	INV	PD	Refund deposit for use of
7207		11/22/2019	7748	11262019	291368	50.00	11/29/2019	INV	PD	Deposit refund for use of
7208		11/22/2019	7749	11262019	291369	50.00	11/29/2019	INV	PD	Refund deposit for use of
7528		12/09/2019	8079	12112019	291522	50.00	12/13/2019	INV	PD	Refund the 50.00 deposit
7529		12/09/2019	8080	12112019	291518	50.00	12/13/2019	INV	PD	Refund 50 deposit for use
7530		12/09/2019	8081	12112019	291516	50.00	12/13/2019	INV	PD	Refund 50.00 deposit for
7532		12/09/2019	8083	12112019	291517	50.00	12/13/2019	INV	PD	Refund deposit for use of
6330		11/08/2019	6848	11142019	291072	50.00	11/15/2019	INV	PD	DEPOSIT REFUND FOR USE OF
7533		12/09/2019	8084	12112019	291519	50.00	12/13/2019	INV	PD	Refund deposit for use of
6611		11/15/2019	7131	11152019	291137	50.00	11/15/2019	INV	PD	Refund of 50.00 deposit f
7538		12/09/2019	8089	12112019	291521	50.00	12/13/2019	INV	PD	Refund deposit for use of
8784		12/13/2019	10201	01072020	291932	50.00	01/03/2020	INV	PD	Refund for use of Tottenh
7531		12/09/2019	8082	12112019	291520	100.00	12/13/2019	INV	PD	Refunding deposit&rental
9778		12/23/2019	11229	01242020	292252	50.00	01/24/2020	INV	PD	Refund for deposit for us
8780		12/22/2019	10197	01072020	291930	50.00	01/03/2020	INV	PD	Refund deposit for use of
9889		01/24/2020	11341	012820	292348	50.00	01/31/2020	INV	PD	Refund deposit of 50.00 f
7761		12/16/2019	8317	12172019	291649	50.00	12/20/2019	INV	PD	Deposit refund for use of
8470		12/07/2019	9887	01072020	291936	50.00	01/03/2020	INV	PD	Refund deposit for use of
10143		01/30/2020	11611	01312020	292429	50.00	01/31/2020	INV	PD	Deposit refund for use of
8779		12/07/2019	10196	01072020	291935	50.00	01/03/2020	INV	PD	Refund for use of Power H
5732		09/20/2019	6228	10312019	290825	627.79	10/31/2019	INV	PD	1908 E Greene
10553		02/01/2020	12033	020720	292607	50.00	02/07/2020	INV	PD	Refund deposit of 50 for
11870		03/03/2020	13382	031020	293220	50.00	03/13/2020	INV	PD	Refunding deposit for use
10758		02/12/2020	12245	021420	292738	100.00	02/14/2020	INV	PD	Refunding deposit for use
7617		12/03/2019	8170	12122019	291601	512.32	12/13/2019	INV	PD	2013 Carmy Paint
5733		10/29/2019	6229	10312019	290820	1,331.58	10/31/2019	INV	PD	Damage to 2013 Kia Optima
12937		03/26/2020	14473	032720	293605	865.35	03/27/2020	INV	PD	Damage to Fiat Bumper
10877		02/06/2020	12367	021420	292740	1,993.46	02/14/2020	INV	PD	Damage to property - 2016
8468		12/17/2019	9885	01072020	291934	1,385.88	01/03/2020	INV	PD	Refund for 2018-4 N Missi
8465		12/17/2019	9881	01072020	291933	1,385.88	01/03/2020	INV	PD	Refund 2018-4 Misson
11573		02/25/2020	13078	022820	293037	511.29	02/28/2020	INV	PD	Damage to property 2019 S
11450		02/06/2020	12953	022820	293036	492.96	02/28/2020	INV	PD	Reimburse for overpayment
11868		03/03/2020	13380	031020	293221	50.00	03/13/2020	INV	PD	Refunding deposit for use
12800		03/24/2020	14335	032720	293624	50.00	03/27/2020	INV	PD	50.00 refund for use of p
12798		03/24/2020	14333	032720	293621	50.00	03/27/2020	INV	PD	Returning the deposit of
12812		03/24/2020	14348	032720	293617	100.00	03/27/2020	INV	PD	Canceled party refund dep

DOCUMENT	P.O.	INV DATE	VOUCHER	CHECK RUN	CHECK #	INVOICE NET	DUE DATE	TYPE	STS	INVOICE DESCRIPTION
12925		03/26/2020	14461	032720	293619	25.00	03/27/2020	INV	PD	Party canceled 3/22/20
12811		03/24/2020	14346	032720	293618	100.00	03/27/2020	INV	PD	Canceled party refund dep
12810		03/24/2020	14345	032720	293616	100.00	03/27/2020	INV	PD	Canceled party refund dep
10650		02/10/2020	12134	021420	292739	150.00	02/14/2020	INV	PD	Event cancelled due to em
12165		03/11/2020	13683	031320	293324	50.00	03/13/2020	INV	PD	Refunding deposit for use
12561		03/17/2020	14088	032020	293461	992.14	03/20/2020	INV	PD	3/4" Service at 3306 Pros
9942		01/24/2020	11396	012820	292350	3,022.01	01/31/2020	INV	PD	Refunding money bck to cu
12926		03/26/2020	14462	032720	293623	25.00	03/27/2020	INV	PD	Party canceled 4/19/20
12808		03/24/2020	14343	032720	293615	150.00	03/27/2020	INV	PD	Canceled party refund dep
12803		03/24/2020	14338	032720	293622	100.00	03/27/2020	INV	PD	Party Canceled refund for
12113		03/11/2020	13630	031320	293322	100.00	03/13/2020	INV	PD	Zoning Change App
10861		02/06/2020	12345	021420	292733	315.90	02/14/2020	INV	PD	5/8" x 3/4" at 504 Pompa
7137		11/26/2019	7676	11262019	291366	4,000.00	11/29/2019	INV	PD	Refund for payment of pro
7672		11/25/2019	8227	12122019	291607	456.40	12/13/2019	INV	PD	608 Juarez
6144		10/29/2019	6658	110719	290938	193.76	11/08/2019	INV	PD	Reimburse for Blocked Sew
6141		10/29/2019	6655	110719	290939	172.23	11/08/2019	INV	PD	Broken Window 702 Hueco
8788		12/27/2019	10205	01072020	291931	6,563.90	01/03/2020	INV	PD	Damage to property-800 Bl
10500		01/29/2020	11979	020720	292609	1,932.24	02/07/2020	INV	PD	Damage to property - 840
5316		10/16/2019	5802	10212019	290558	50.00	10/18/2019	INV	PD	50.00 Deposit refund for
5229		10/10/2019	5714	10212019	290556	100.00	10/18/2019	INV	PD	Summary Review Applicatio
12599		03/18/2020	14128	032020	293453	800.00	03/20/2020	INV	PD	Refund for cancelled busi
12618		03/18/2020	14147	032020	293455	98.00	03/20/2020	INV	PD	Vehicle sprayed with hydr
12617		03/18/2020	14146	032020	293458	98.00	03/20/2020	INV	PD	Vehicle sprayed with hydr
10819		02/10/2020	12306	021420	292734	1,163.45	02/14/2020	INV	PD	Damage to 2020 Toyota Cam
6872		11/14/2019	7401	11222019	291197	788.76	11/22/2019	INV	PD	Damage to 2013 Camry
4301		09/23/2019	4464	10102019	290262	4,535.49	10/11/2019	INV	PD	Damage to 2019 Chevy Cruz
7625		12/09/2019	8180	12122019	291610	1,496.28	12/13/2019	INV	PD	Damage to Driveway at 201
10817		02/10/2020	12303	021420	292737	3,008.70	02/14/2020	INV	PD	Damage to cinder block fe
12630		03/18/2020	14159	032020	293460	1,614.75	03/20/2020	INV	PD	Damage to corner and roof
11104		02/14/2020	12597	022120	292873	1,939.51	02/21/2020	INV	PD	Damage to mailbox
8280		12/13/2019	9695	12272019	291809	599.99	12/27/2019	INV	PD	Damage To Cell Phone
5323		10/11/2019	5809	10212019	290557	2,414.62	10/18/2019	INV	PD	Sewer backup 1307 W Howar
12626		03/18/2020	14151	032020	293464	98.00	03/20/2020	INV	PD	Vehicle sprayed with hydr
6878		11/06/2019	7407	11222019	291196	2,723.22	11/22/2019	INV	PD	Damage to Chevy Silverado
12611		03/18/2020	14140	032020	293454	98.00	03/20/2020	INV	PD	Vehicle sprayed with hydr
12612		03/18/2020	14141	032020	293462	98.00	03/20/2020	INV	PD	Vehicle sprayed with hydr
12619		03/18/2020	14148	032020	293452	98.00	03/20/2020	INV	PD	Vehicle sprayed with hydr
12633		03/18/2020	14162	032020	293459	98.00	03/20/2020	INV	PD	Vehicle sprayed with hydr
12607		03/18/2020	14136	032020	293457	1,864.00	03/20/2020	INV	PD	Death of cattle
7586		03/21/2019	8139	12122019	291605	149.48	12/13/2019	INV	PD	S18211 Calibration/Pump R
12924		03/26/2020	14460	032720	293620	25.00	03/27/2020	INV	PD	Party canceled 4/10/20
12920		02/19/2020	14456	032720	293613	25.00	03/27/2020	INV	PD	Canceled party @ pavilion
12941		03/26/2020	14477	032720	293611	25.00	03/27/2020	INV	PD	Cancelled Pavilion Rental
12942		03/26/2020	14478	032720	293606	25.00	03/27/2020	INV	PD	Cancelled Pavilion Rental
12943		03/26/2020	14479	032720	293608	25.00	03/27/2020	INV	PD	Pavilion #1 Cancellation
12939		03/26/2020	14475	032720	293603	25.00	03/27/2020	INV	PD	Cancelled Pavilion Rental
10502		02/04/2020	11981	020720	292608	25.00	02/07/2020	INV	PD	Reimburse for Riverview S
8400		01/02/2020	9816	01072020	291928	50.00	01/03/2020	INV	PD	Christmas Party 12/15/19
5287		08/26/2019	5773	10212019	290553	50.00	10/18/2019	INV	PD	Wedding Shower 9-28-19
5288		09/11/2019	5774	10212019	290555	50.00	10/18/2019	INV	PD	Baby Shower 10/6/19
6996		11/16/2019	7531	11222019	291306	50.00	11/22/2019	INV	PD	Baby Shower 11/16/19
8402		01/02/2020	9818	01072020	291924	50.00	01/03/2020	INV	PD	Bday Party 12/13/19
8403		01/02/2020	9819	01072020	291927	50.00	01/03/2020	INV	PD	Bday Party 12/14/19
8398		01/02/2020	9814	01072020	291926	50.00	01/03/2020	INV	PD	Bday Party 12/21/2019
5290		08/30/2019	5777	10212019	290554	50.00	10/18/2019	INV	PD	Baby Shower 10/5/19

DOCUMENT	P.O.	INV DATE	VOUCHER	CHECK RUN	CHECK #	INVOICE NET	DUE DATE	TYPE	STS	INVOICE DESCRIPTION
5839		10/25/2019	6337	10312019	290819	50.00	10/31/2019	INV	PD	Bday Party 10/19/19
11806		03/03/2020	13315	030620	293150	50.00	03/06/2020	INV	PD	Bday Party 2/23/20
12824		03/24/2020	14359	032720	293602	100.00	03/27/2020	INV	PD	Cancelled Bday Party
9896		01/21/2020	11348	012820	292347	50.00	01/31/2020	INV	PD	Photo Shoot 1-19-20
9904		01/03/2020	11357	012820	292344	50.00	01/31/2020	INV	PD	Bday Party 1/11/20
9908		12/30/2019	11360	012820	292343	50.00	01/31/2020	INV	PD	Bday Party 1/11/20
9899		01/21/2020	11352	012820	292345	50.00	01/31/2020	INV	PD	Bday Party 1/18/19
9902		11/19/2019	11355	012820	292346	150.00	01/31/2020	INV	PD	Bday Party 1/18/20
10165		01/26/2020	11634	01312020	292428	50.00	01/31/2020	INV	PD	Baby Shower
9610		01/07/2020	11050	01242020	292251	50.00	01/24/2020	INV	PD	Baby Shower 1/5/19
5840		10/14/2019	6338	10312019	290824	50.00	10/31/2019	INV	PD	Baby Shower 10-12-19
5838		10/25/2019	6336	10312019	290822	50.00	10/31/2019	INV	PD	Gender Reveal 10/19/2019
5837		10/29/2019	6335	10312019	290821	50.00	10/31/2019	INV	PD	Bday Party 10/26/2019
5836		10/28/2019	6334	10312019	290823	50.00	10/31/2019	INV	PD	Bday Party 10/27/19
6933		11/15/2019	7463	11222019	291307	50.00	11/22/2019	INV	PD	Bday Party 11-9-19
7649		12/09/2019	8204	12122019	291602	50.00	12/13/2019	INV	PD	Bday party 11/10/2019
6995		11/16/2019	7530	11222019	291305	50.00	11/22/2019	INV	PD	Baby Shower 11/16/19
6380		11/06/2019	6899	11142019	291071	50.00	11/15/2019	INV	PD	Birthday Party 11/2/19
7667		12/09/2019	8222	12122019	291609	50.00	12/13/2019	INV	PD	Bday Party 11/23/19
7665		12/09/2019	8220	12122019	291604	50.00	12/13/2019	INV	PD	BDAY Party 11/30/2019
7666		12/09/2019	8221	12122019	291606	50.00	12/13/2019	INV	PD	Bday Party 11/30/19
7651		12/09/2019	8206	12122019	291603	50.00	12/13/2019	INV	PD	Bday Party 11/9/19
7664		12/09/2019	8219	12122019	291608	50.00	12/13/2019	INV	PD	Baby Shower 12/1/19
8401		01/02/2020	9817	01072020	291925	50.00	01/03/2020	INV	PD	Bday Party 12/14/19
8397		01/02/2020	9813	01072020	291923	50.00	01/03/2020	INV	PD	Bday Party 12/21/19
7836		12/16/2019	8668	12202019	291734	50.00	12/20/2019	INV	PD	Baby Shower 12/8/19
10842		02/11/2020	12329	021420	292732	50.00	02/14/2020	INV	PD	Bday Party 2/8/20
11273		02/24/2020	12769	022520	292939	50.00	02/28/2020	INV	PD	Bday party 2/15/20
11274		02/24/2020	12770	022520	292938	50.00	02/28/2020	INV	PD	Baby Shower 2/16/20
10538		01/03/2020	12017	020720	292606	50.00	02/07/2020	INV	PD	Bday Party 2/2/20
11881		03/03/2020	13393	031020	293219	50.00	03/10/2020	INV	PD	Bday Party 2/23/20
11803		03/03/2020	13312	030620	293151	50.00	03/06/2020	INV	PD	Baby Shower 2/29/20
10523		01/13/2020	12002	020720	292605	50.00	02/07/2020	INV	PD	Bday Party 2/1/20
10831		02/11/2020	12318	021420	292735	50.00	02/14/2020	INV	PD	Baby Shower 2/8/20
11802		03/03/2020	13311	030620	293149	50.00	03/06/2020	INV	PD	Baby Shower 3/1/20
12203		03/11/2020	13722	031320	293319	150.00	03/13/2020	INV	PD	Cancelled Baby Shower
12823		03/24/2020	14358	032720	293610	100.00	03/27/2020	INV	PD	Cancelled Bday Party
12821		03/24/2020	14356	032720	293607	100.00	03/27/2020	INV	PD	Cancelled Baby Shower
12822		03/24/2020	14357	032720	293604	100.00	03/27/2020	INV	PD	Cancelled Craft Show
12820		03/24/2020	14355	032720	293612	100.00	03/27/2020	INV	PD	Cancelled Birthday Party
12196		03/11/2020	13715	031320	293323	50.00	03/13/2020	INV	PD	Wedding Dinner
12199		03/11/2020	13718	031320	293321	50.00	03/13/2020	INV	PD	Birthday Party
12202		03/11/2020	13721	031320	293320	50.00	03/13/2020	INV	PD	Birthday Party
12819		03/24/2020	14354	032720	293609	150.00	03/27/2020	INV	PD	Cancelled Baby Shower
10163		01/27/2020	11632	01312020	292427	50.00	01/31/2020	INV	PD	Bday Party 1/25/20
5535		10/23/2019	6027	10242019	290643	129.00	10/25/2019	INV	PD	OVE PYMT ON DISMISSED FIN
7196		11/20/2019	7737	11262019	291367	104.00	11/29/2019	INV	PD	Refund Penalty Assessment
12575		03/10/2020	14102	032020	293465	98.00	03/20/2020	INV	PD	Damage to property-vehicl
4426		10/09/2019	4592	10112019	290354	158.29	10/11/2019	INV	PD	Travel to Albuquerque
						57,601.63				
10004 CAMCO PLUMBING INC.										
577	22001360	07/23/2019	609	073119	288780	591.25	07/31/2019	INV	PD	Plumbing and drain servic
994	22001360	07/26/2019	1049	08082019	288937	592.05	08/09/2019	INV	PD	Plumbing and drain servic

DOCUMENT	P.O.	INV DATE	VOUCHER	CHECK RUN	CHECK #	INVOICE NET	DUE DATE	TYPE	STS	INVOICE DESCRIPTION
						1,183.30				
10015 TABOR & BYERS LLP										
936		08/02/2019	989	080619MS	288923	489.00	08/06/2019	INV	PD	Garnishment-Felix Valdez
1564		08/15/2019	1640	081619ms	289089	474.15	08/16/2019	INV	PD	M-17-CV-2019-00158 - Feli
2334		08/30/2019	2443	083019ms	289328	132.68	08/30/2019	INV	PD	M-17-CV-2019-00158-Felix
3766		09/27/2019	3901	09272019	289990	281.10	09/27/2019	INV	PD	M-17-CV-2019-00158-Felix
						1,376.93				
10017 HARVEY FUELS INC.										
288	22001072	07/12/2019	307	072519LO	288716	779.35	07/26/2019	INV	PD	Drip Oil for City Water W
306	22001393	07/19/2019	328	072519LO	288716	2,474.00	07/26/2019	INV	PD	REFILL BULK FLUID FOR SW
1006	22001608	07/23/2019	1063	08082019	288957	1,920.10	08/09/2019	INV	PD	REFILL BULK FLUIDS FOR VA
1085	22001758	07/30/2019	1144	08082019	288957	1,657.70	08/09/2019	INV	PD	restock 15w/40 and 10w/30
1300	22001913	08/06/2019	1366	08122019	289004	779.35	08/09/2019	INV	PD	Drip Oil for City Water W
1854	22002107	08/14/2019	1942	08232019	289247	2,022.00	08/23/2019	INV	PD	REFILL BULK FLUIDS IN LUB
2685	22002510	08/27/2019	2801	09122019	289583	1,459.95	09/13/2019	INV	PD	NEW ELEC. DEF PUMP & TOTE
2671	22002550	08/29/2019	2787	09122019	289583	831.05	09/13/2019	INV	PD	need to restock 5w/20 bar
3119	22002591	09/09/2019	3243	09202019	289759	1,665.98	09/20/2019	INV	PD	GRACO OIL PUMPS FOR LUBE
3475	22003007	09/18/2019	3604	09242019	289886	800.25	09/20/2019	INV	PD	Drip Oil for City Water W
4201	22003174	09/25/2019	4348	10042019	290155	1,719.05	10/04/2019	INV	PD	REFILL BULK FLUIDS IN LUB
4197	22003292	09/27/2019	4343	10042019	290155	908.60	10/04/2019	INV	PD	RESTOCK OIL$WASHERFLUID(
5529	22003616	10/15/2019	6021	10252019	290714	832.70	10/25/2019	INV	PD	REFILL BULK FLUIDS IN LUB
5818	22003803	10/23/2019	6315	10312019	290787	410.00	10/31/2019	INV	PD	REFILL BULK FLUIDS IN LUB
5794	22003901	10/24/2019	6290	10312019	290787	839.30	10/31/2019	INV	PD	RESTOCK FOR PFA(TH)P/D- 1
6224	22003998	10/31/2019	6740	11122019	291002	2,475.00	11/08/2019	INV	PD	REFILL BULK FLUIDS IN LUB
6220	22003967	10/28/2019	6736	11122019	291002	1,782.00	11/08/2019	INV	PD	REFILL BULK FLUIDS IN LUB
6838	22004248	11/08/2019	7366	11222019	291172	613.80	11/22/2019	INV	PD	RESTOCK FOR PFA/(TH)P/D-1
7083	22004248	11/11/2019	7620	11262019	291345	489.50	11/29/2019	INV	PD	RESTOCK FOR PFA/(TH)P/D-1
6788	22004407	11/19/2019	7314	11222019	291172	800.25	11/22/2019	INV	PD	oil for city wells
8202	22004926	12/17/2019	9614	12272019	291798	1,179.20	12/27/2019	INV	PD	REFILL BULK FLUIDS IN LUB
8792	22005094	12/23/2019	10209	01072020	291895	275.00	01/03/2019	INV	PD	FLUID NEEDED FOR ELECTRIC
8789	22004946	12/24/2019	10206	01072020	291895	401.56	01/03/2020	INV	PD	55-GAL DRUM PUMPS FOR PFA
10009	22005414	01/14/2020	11468	012820	292316	1,548.00	01/31/2020	INV	PD	REFILL BULK FLUIDS IN LUB
10008	22005336	01/15/2020	11467	012820	292316	1,328.80	01/31/2020	INV	PD	REFILL BULK FLUIDS IN LUB
10006	22005498	01/16/2020	11464	012820	292316	990.00	01/31/2020	INV	PD	RESTOCK FOR PFA(TH)P/D 1/
10003	22005499	01/16/2020	11461	012820	292316	839.30	01/31/2020	INV	PD	RESTOCK FOR PFA (TH) P/D
10309	22005383	01/22/2020	11781	020420	292506	1,020.25	02/07/2020	INV	PD	STOCK FOR NEW TAHOE UNITS
10522	22005794	01/31/2020	12001	020720	292578	1,782.00	02/07/2020	INV	PD	BULK HYD FLUID FOR ALL SW
10562	22005942	02/06/2020	12043	020720	292578	800.25	02/07/2020	INV	PD	Drip oil for City Wells
12730	22006874	03/18/2020	14265	032420	293523	839.30	03/27/2020	INV	PD	oil for service
12032	22006600	03/05/2020	13549	031020	293199	1,782.00	03/10/2020	INV	PD	REFILL BULK FLUID IN LUBE
12386	22006736	03/13/2020	13907	031720	293384	2,189.55	03/17/2020	INV	PD	REFILL BULK FLUIDS IN LUB
12753	22006912	03/19/2020	14287	032420	293523	912.00	03/27/2020	INV	PD	REFILL BULK FLUID IN LUBE
12969	22007116	03/26/2020	14509	03312020	293671	800.25	03/31/2020	INV	PD	Drip oil for City Wells
						41,947.39				
10018 NEW MEXICO LEAGUE OF										
401	22001238	07/01/2019	424	072419jd	288664	75.00	07/26/2019	INV	PD	NMAMA Dues for FY 2020
10025 OVERDRIVE INC										

DOCUMENT	P.O.	INV DATE	VOUCHER	CHECK RUN	CHECK #	INVOICE NET	DUE DATE	TYPE	STS	INVOICE DESCRIPTION
71	22000548	06/03/2019	75	07192019	288618	2,578.84	07/19/2019	INV	PD	NMLTG Lonely Planet Trave
9435	22002567	01/10/2020	10869	01212020	292158	301.63	01/24/2020	INV	PD	NMLTG Shared Digital Cont
9740	22002568	01/14/2020	11188	01242020	292253	265.25	01/24/2020	INV	PD	CPL Advantage digital con
9939	22002568	01/23/2020	11393	012820	292353	106.99	01/31/2020	INV	PD	CPL Advantage digital con
10521	22002568	02/04/2020	11996	020720	292610	168.94	02/07/2020	INV	PD	CPL Advantage digital con
						3,421.65				
10027 J&H SERVICES INC										
480	22020352	06/27/2019	511	072619LO	288745	24,363.95	07/26/2019	INV	PD	Construction of San Jose
884	22020352	07/01/2019	932	08022019	28443	2,800.98	08/02/2019	INV	PD	Construction of San Jose
						27,164.93				
10034 CARLSBAD QUALITY JANITORIAL										
405	22001063	07/15/2019	429	072419jd	288656	56.00	07/26/2019	INV	PD	AIR FILTER AND SENSOR VAC
404	22000821	07/15/2019	428	072419jd	288656	220.00	07/26/2019	INV	PD	BATTERY FOR SCRUBBER/AIR
3053	22002348	08/29/2019	3173	09202019	289717	549.60	09/20/2019	INV	PD	CLEANING SUPPLIES FOR GAR
4363	22002707	09/05/2019	4528	10102019	290230	457.00	10/11/2019	INV	PD	cleaning supplies
3308	22002852	09/13/2019	3436	09202019	289717	907.00	09/20/2019	INV	PD	Janitorial Supplies for P
3903	22003254	09/26/2019	4040	10012019	290070	46.00	10/04/2019	INV	PD	Chlorine for the splash p
4362	22003253	09/26/2019	4527	10102019	290230	431.50	10/11/2019	INV	PD	cleaning supplies
4282	22003391	10/02/2019	4442	10102019	290230	152.00	10/11/2019	INV	PD	Janitorial Supplies
						2,819.10				
10052 AMERICAN MEDICAL GROUP										
11622	22005536	02/19/2020	13128	022820	292964	69.43	02/28/2020	INV	PD	Pre-employment DOT Drug S
11623	22005354	02/19/2020	13129	022820	292964	69.43	02/28/2020	INV	PD	Pre-employment DOT Drug S
12774	22006337	03/13/2020	14308	032720	293565	468.19	03/27/2020	INV	PD	Random Drug Screens
12775	22006403	03/13/2020	14309	032720	293565	76.55	03/27/2020	INV	PD	Random Drug Screen
559	22001563	07/14/2019	591	073119	288774	69.43	07/31/2019	INV	PD	Pre-employment DOT Drug S
2362	22001781	08/14/2019	2470	09042019	289464	69.43	09/06/2019	INV	PD	Pre-employment DOT Drug S
4056	22002108	09/17/2019	4197	10042019	290110	96.13	10/04/2019	INV	PD	Random Drug Screens
4053	22002108	09/17/2019	4194	10042019	290110	117.49	10/04/2019	INV	PD	Random Drug Screens
4054	22002108	09/17/2019	4195	10042019	290110	69.43	10/04/2019	INV	PD	Random Drug Screens
4057	22002357	09/17/2019	4198	10042019	290110	69.43	10/04/2019	INV	PD	Pre-employment DOT Drug S
4058	22002358	09/17/2019	4199	10042019	290110	69.43	10/04/2019	INV	PD	Pre-employment drug scree
4059	22003307	09/17/2019	4200	10042019	290110	85.45	10/04/2019	INV	PD	Post Accident Drug Screen
4060	22002618	09/17/2019	4201	10042019	290110	427.25	10/04/2019	INV	PD	Pre-employment physical
6274	22003190	10/14/2019	6791	11122019	290975	90.79	11/08/2019	INV	PD	DOT Drug Screen @ New ERA
6281	22003432	10/14/2019	6799	11122019	290975	58.75	11/08/2019	INV	PD	Post Accident Drug Screen
6289	22003021	10/14/2019	6806	11122019	290975	427.25	11/08/2019	INV	PD	Pre-employment physical
7332	22003649	11/13/2019	7879	12032019	291391	427.25	12/06/2019	INV	PD	Pre-employment physical
7330	22003843	11/13/2019	7877	12032019	291391	69.43	12/06/2019	INV	PD	Pre-employment DOT Drug S
7331	22003936	11/13/2019	7878	12032019	291391	427.25	12/06/2019	INV	PD	Pre-Employment physical
8249	22004355	12/14/2019	9663	12272019	291764	69.43	12/27/2019	INV	PD	Pre-employment DOT Drug S
8250	22004357	12/14/2019	9664	12272019	291764	69.43	12/27/2019	INV	PD	Pre-employment DOT Drug S
9870	22004754	01/15/2020	11322	012820	292281	427.25	01/31/2020	INV	PD	Pre-employment physical
9856	22005656	01/15/2020	11308	012820	292281	69.43	01/31/2020	INV	PD	Pre-employment DOT drug s
9864	22005197	01/15/2020	11316	012820	292281	368.50	01/31/2020	INV	PD	Random DOT Drug Screens
9854	22004821	01/15/2020	11305	012820	292281	69.43	01/31/2020	INV	PD	Pre-employment DOT Drug S
9862	22005159	01/15/2020	11314	012820	292281	165.56	01/31/2020	INV	PD	Post Accident DOT drug sc
9871	22004755	01/15/2020	11323	012820	292281	427.25	01/31/2020	INV	PD	Pre-employment physical

DOCUMENT	P.O.	INV DATE	VOUCHER	CHECK RUN	CHECK #	INVOICE NET	DUE DATE	TYPE	STS	INVOICE DESCRIPTION
						4,924.07				
10061 METAL SHOP LIVE										
42	22020081	07/01/2019	45	07152019	288554	8,000.00	07/19/2019	INV	PD	184852-ciciv center manag
1146	22000789	08/01/2019	1208	08122019	289019	8,000.00	08/09/2019	INV	PD	FY20 Civic Center Managem
2497	22000789	09/05/2019	2610	09062019	289506	8,000.00	09/06/2019	INV	PD	FY20 Civic Center Managem
4102	22000789	09/30/2019	4243	10042019	290173	8,000.00	10/04/2019	INV	PD	FY20 Civic Center Managem
5958	22000789	11/01/2019	6464	110419	290865	8,000.00	11/08/2019	INV	PD	FY20 Civic Center Managem
7239	22000789	12/02/2019	7780	12032019	291427	8,000.00	12/06/2019	INV	PD	FY20 Civic Center Managem
8941	22000789	12/30/2019	10361	01072020	291909	8,000.00	01/03/2020	INV	PD	FY20 Civic Center Managem
11264	22000789	02/03/2020	12760	022520	292930	8,000.00	02/28/2020	INV	PD	FY20 Civic Center Managem
11741	22000789	03/02/2020	13249	032020	293107	8,000.00	03/06/2020	INV	PD	FY20 Civic Center Managem
1315	22001138	08/05/2019	1381	08122019	289019	14,078.96	08/09/2019	INV	PD	184672- PROMOTIONAL EXPEN
217	22001138	06/25/2019	226	072319jd	288632	9,300.00	07/26/2019	INV	PD	184672- PROMOTIONAL EXPEN
						95,378.96				
10066 CXT INCORPORATED										
12748	22003102	03/16/2020	14282	032420	293517	61,066.46	03/27/2020	INV	PD	Pre-cast restroom
10074 BOBCAT AUTO AND DETAIL										
10197	22003105	09/24/2019	11667	01312020	292389	602.87	01/31/2020	INV	PD	Parts for repairing Doubl
1234	22001833	08/02/2019	1299	08122019	288983	184.81	08/09/2019	INV	PD	Oil change and inspection
5195	22002438	10/09/2019	5678	10212019	290506	540.62	10/18/2019	INV	PD	Repair Jeep W11373
10226	22002396	08/20/2019	11696	020420	292468	341.67	02/07/2020	INV	PD	Repair A/C on unit W13231
10200	22002763	09/12/2019	11670	020420	292468	2,181.93	02/07/2020	INV	PD	Repairs for Water Dept Tr
10201	22002764	09/12/2019	11671	020420	292468	898.01	02/07/2020	INV	PD	Repairs for Water truck 1
3955	22002958	09/19/2019	4093	10042019	290117	1,927.29	10/04/2019	INV	PD	Estimated parts on Double
3424	22002905	09/17/2019	3552	09242019	289862	140.00	09/20/2019	INV	PD	Vehicle detailing
5559	22003531	10/08/2019	6052	10252019	290666	86.65	10/25/2019	INV	PD	FRONT END ALIGNMENT WWC #
10202	22005763	01/29/2020	11672	020420	292468	442.27	02/07/2020	INV	PD	Oil Change on Vactor Truc
12039	22005789	02/05/2020	13556	031020	293174	92.58	03/10/2020	INV	PD	WATER PUMP / FRONT END AL
12676	22006229	02/21/2020	14206	032420	293506	713.96	03/27/2020	INV	PD	Brake Job all the way aro
11616	22006302	02/25/2020	13122	022820	292969	658.65	02/28/2020	INV	PD	Brake job all around for
12074	22006496	03/04/2020	13591	031320	293268	904.50	03/13/2020	INV	PD	Parts & Labor for brake j
12674	22006729	03/19/2020	14204	032420	293506	917.88	03/27/2020	INV	PD	Brake job all around for
						10,633.69				
10093 PAGE/ECO LOCATION										
1224	22001039	07/26/2019	1287	08122019	289031	426.00	08/09/2019	INV	PD	TransitPass Books For Fix
10097 R & R SURVEYING, LLC										
3387	22000855	06/05/2019	3514	092019	289852	1,076.46	09/20/2019	INV	PD	192049-SURVEY SERVICES FO
2486	22000855	07/02/2019	2599	09062019	289516	1,076.46	09/06/2019	INV	PD	192049-SURVEY SERVICES FO
1756	22000855	07/02/2019	1838	08162019	289186	1,582.39	08/16/2019	INV	PD	192049-SURVEY SERVICES FO
1755	22000855	07/02/2019	1837	08162019	289186	1,076.46	08/16/2019	INV	PD	192049-SURVEY SERVICES FO
2487	22000855	07/29/2019	2600	09062019	289516	1,582.39	09/06/2019	INV	PD	192049-SURVEY SERVICES FO
8306	22004753	12/20/2019	9721	12312019	291830	968.81	12/31/2019	INV	PD	Survey of Blair Ground Le
						7,362.97				
10104 COLLINS TREE SERVICE LLC										

DOCUMENT	P.O.	INV DATE	VOUCHER	CHECK RUN	CHECK #	INVOICE NET	DUE DATE	TYPE	STS	INVOICE DESCRIPTION
113	22000726	06/12/2019	120	072219LO	288590	5,071.10	07/19/2019	INV	PD	Removal of trees in the p
1057	22001088	07/22/2019	1115	08082019	288943	17,155.43	08/09/2019	INV	PD	remove trees top of beach
4032	22002243	08/26/2019	4172	10042019	290134	1,942.12	10/04/2019	INV	PD	tree service
3359	22002558	09/15/2019	3487	09202019	289725	16,939.64	09/20/2019	INV	PD	TREE TRIMMING SERVICES
6173	22003864	11/01/2019	6688	110719	290907	19,421.24	11/08/2019	INV	PD	Tree Pruning at 101 S. Ha
7053	22003556	11/21/2019	7589	11222019	291270	24,384.45	11/22/2019	INV	PD	Tree trimming, and tree r
7683	22004487	12/09/2019	8238	12122019	291582	1,726.33	12/13/2019	INV	PD	remove trees bid#2019
12396	22005820	03/02/2020	13918	031720	293367	24,276.56	03/17/2020	INV	PD	remove & Prune trees beac
12988	22006392	03/03/2020	14529	03312020	293659	1,618.44	03/31/2020	INV	PD	tree removal
						112,535.31				
10117 MHQ OF NEW MEXICO										
6774	22003804	11/06/2019	7300	11222019	291180	127.42	11/22/2019	INV	PD	changing medic unit numbe
7360	22004300	11/21/2019	7908	12112019	291506	6,869.28	12/13/2019	INV	PD	Reflective print & cut ou
7601	22002082	11/21/2019	8154	12112019	291506	1,311.27	12/13/2019	INV	PD	New vehicle graphics, uni
8058	22004488	11/27/2019	9462	12202019	291721	1,221.28	12/20/2019	INV	PD	new vehicle equipment
8062	22001940	11/27/2019	9467	12202019	291721	2,734.20	12/20/2019	INV	PD	new vehicle equipment
11590	22004761	12/13/2019	13096	022820	293020	183.00	02/28/2020	INV	PD	Graphics for vehicles 140
11748	22006457	02/28/2020	13257	032020	293108	243.00	03/06/2020	INV	PD	replace graphics on 1304
						12,689.45				
10118 VANGARD WIRELESS LLC										
378	22001488	07/01/2019	401	072419jd	288688	347.78	07/26/2019	INV	PD	Lease Contract - Radio To
421	22000835	06/01/2019	448	072519LO	288724	60.00	07/26/2019	INV	PD	EST YRLY TOWER SP RADIO M
1686	22001488	08/12/2019	1765	08162019	289206	695.56	08/16/2019	INV	PD	Lease Contract - Radio To
1042	22000835	07/01/2019	1099	08082019	288974	120.00	08/09/2019	INV	PD	EST YRLY TOWER SP RADIO M
2702	22001488	08/01/2019	2818	09122019	289660	695.56	09/13/2019	INV	PD	Lease Contract - Radio To
2722	22000835	09/01/2019	2838	09122019	289660	60.00	09/13/2019	INV	PD	EST YRLY TOWER SP RADIO M
5615	22001488	10/01/2019	6109	10252019	290727	347.78	10/25/2019	INV	PD	Lease Contract - Radio To
4364	22000835	10/01/2019	4529	10102019	290284	60.00	10/11/2019	INV	PD	EST YRLY TOWER SP RADIO M
6193	22001488	11/01/2019	6708	11142019	291087	347.78	11/08/2019	INV	PD	Lease Contract - Radio To
6003	22000835	11/01/2019	6514	110419	290897	60.00	11/04/2019	INV	PD	EST YRLY TOWER SP RADIO M
7375	22001488	12/01/2019	7924	12112019	291556	347.78	12/13/2019	INV	PD	Lease Contract - Radio To
7298	22000835	12/01/2019	7843	12032019	291455	60.00	12/06/2019	INV	PD	EST YRLY TOWER SP RADIO M
8817	22001488	01/01/2020	10234	01072020	291970	347.78	01/03/2020	INV	PD	Lease Contract - Radio To
8438	22000835	01/01/2020	9854	01072020	291970	60.00	01/03/2020	INV	PD	EST YRLY TOWER SP RADIO M
11297	22001488	02/01/2020	12795	022520	292956	347.78	02/28/2020	INV	PD	Lease Contract - Radio To
10363	22000835	02/01/2020	11837	020420	292546	60.00	02/07/2020	INV	PD	EST YRLY TOWER SP RADIO M
11772	22000835	03/01/2020	13281	032020	293128	60.00	03/06/2020	INV	PD	EST YRLY TOWER SP RADIO M
						4,077.80				
10128 SALLY FRANCO										
11928	22006518	01/31/2020	13441	031020	293250	322.93	03/13/2020	INV	PD	face painting for communi
10129 TRAVEL HOST OF WEST TEXAS										
12562	22005814	03/12/2020	14089	032020	293492	1,300.00	03/20/2020	INV	PD	ad in travelhost visitor
10145 INTERNATIONAL BRONZE										
6623	22001115	09/27/2019	7143	111519	28469	582.22	11/15/2019	INV	PD	Bronze Plaques for Halagu

DOCUMENT	P.O.	INV DATE	VOUCHER	CHECK RUN	CHECK #	INVOICE NET	DUE DATE	TYPE	STS	INVOICE DESCRIPTION
10150 EDDIE DUARTE										
8406	22004505	12/31/2019	9822	01072020	291888	69.44	01/03/2020	INV	PD	Per Diem - NM Law Enforce
12509	22006542	03/18/2020	14035	032020	293419	12.00	03/20/2020	INV	PD	Per Diem - Award Recipien
3032		09/12/2019	3151	09202019	289741	104.38	09/20/2019	INV	PD	Travel to Farmington NM
						185.82				
10158 INOUTBOARD.COM LLC										
2589	22002164	08/02/2019	2703	09122019	289588	299.40	09/13/2019	INV	PD	Software for library to t
10159 MEDLEY MATERIAL HANDLING										
48	22000533	06/20/2019	51	07192019	288617	873.17	07/19/2019	INV	PD	RENT OUT FORKLIFT TO UNLO
3425	22001499	07/29/2019	3553	092019	289844	873.17	09/20/2019	INV	PD	FORKLIFT RENTAL 28 DAYS C
3430	22001499	07/29/2019	3559	092019	289844	873.17	09/20/2019	INV	PD	FORKLIFT RENTAL 28 DAYS C
1251	22001547	07/30/2019	1316	08122019	289018	165.50	08/09/2019	INV	PD	SUPPLIES FOR COMMUNITY SE
3922	22003119	08/23/2019	4061	10012019	290076	873.17	10/04/2019	INV	PD	FORKLIFT RENTAL FOR GARAG
4361	22003119	09/23/2019	4526	10102019	290255	873.17	10/11/2019	INV	PD	FORKLIFT RENTAL FOR GARAG
6124	22004151	10/21/2019	6639	110719	290928	873.17	11/08/2019	INV	PD	FORKLIFT RENTAL FOR GARAG
7573	22004151	11/15/2019	8125	12112019	291505	873.17	12/13/2019	INV	PD	FORKLIFT RENTAL FOR GARAG
9191	22005115	12/16/2019	10616	01142020	292043	873.17	01/17/2020	INV	PD	FORKLIFT RENTAL FOR GARAG
10330	22005115	01/12/2020	11802	020420	292522	873.17	02/07/2020	INV	PD	FORKLIFT RENTAL FOR GARAG
12021	22005893	02/18/2020	13536	031020	293209	873.17	03/13/2020	INV	PD	FORKLIFT RENTAL FOR GARAG
						8,897.20				
10171 SMITHCO CONSTRUCTION INC										
10318	22005682	01/21/2020	11790	020420	292540	78,043.21	02/07/2020	INV	PD	Dam Gates Project
774	22000676	07/18/2019	816	08022019	288898	1,392,092.27	08/02/2019	INV	PD	CONSTRUCTION OF DOUBLE EA
1676	22000676	08/08/2019	1755	08162019	289193	1,521,743.21	08/16/2019	INV	PD	CONSTRUCTION OF DOUBLE EA
5999	22000676	10/03/2019	6510	110419	290887	1,540,992.87	11/08/2019	INV	PD	CONSTRUCTION OF DOUBLE EA
7155	22000676	11/11/2019	7695	11262019	291380	664,273.78	11/29/2019	INV	PD	CONSTRUCTION OF DOUBLE EA
7697	22000676	10/25/2019	8252	12132019	291631	475,781.91	12/13/2019	INV	PD	CONSTRUCTION OF DOUBLE EA
3468	22000676	09/03/2019	3597	10042019	290205	1,316,497.14	09/20/2019	INV	PD	CONSTRUCTION OF DOUBLE EA
11883	22000676	03/02/2020	13395	031020	293240	116,130.30	03/13/2020	INV	PD	CONSTRUCTION OF DOUBLE EA
11376	22000676	02/24/2020	12875	022820	293053	533,577.79	02/28/2020	INV	PD	CONSTRUCTION OF DOUBLE EA
11362	22000676	02/24/2020	12861	022820	293053	601,631.23	02/28/2020	INV	PD	CONSTRUCTION OF DOUBLE EA
11456	22005682	02/20/2020	12959	022820	293053	453,496.49	02/28/2020	INV	PD	Dam Gates Project
						8,694,260.20				
10184 STELLAR INC										
593	22000772	07/15/2019	625	073119	288844	685.95	07/31/2019	INV	PD	Work Orders for CPD Phone
1517	22001987	08/08/2019	1592	08162019	289198	242.25	08/16/2019	INV	PD	Phone Install for new IT
2056	22002205	08/16/2019	2153	08302019	289406	137.25	08/30/2019	INV	PD	Service Call to Move Phon
2781	22002380	08/23/2019	2897	09122019	289650	137.25	09/13/2019	INV	PD	Reporgarmming of Administ
5286	22002775	09/16/2019	5772	10212019	290571	104.95	10/18/2019	INV	PD	Repair telephone landline
3489	22002853	09/16/2019	3618	09242019	289919	137.25	09/27/2019	INV	PD	Move phone lines
3593	22002872	09/16/2019	3722	09252019	289962	104.95	09/27/2019	INV	PD	Inside move on Ext 201 an
6045	22003973	10/29/2019	6556	110719	290959	362.25	11/08/2019	INV	PD	Replace Truck Card for 31
6816	22004166	11/08/2019	7343	11222019	291227	288.00	11/22/2019	INV	PD	Repair Voicemail on Phone
9291	22004835	12/11/2019	10722	01142020	292076	104.95	01/17/2020	INV	PD	Reprogramming Phone @ Mun
8819	22005071	12/30/2019	10236	01072020	291961	274.50	01/03/2020	INV	PD	Work Order for CPD Teleph

DOCUMENT	P.O.	INV DATE	VOUCHER	CHECK RUN	CHECK #	INVOICE NET	DUE DATE	TYPE	STS	INVOICE DESCRIPTION
9923	22004523	01/19/2020	11377	012820	292370	112.89	01/31/2020	INV	PD	Phone System Changes
10635	22005975	02/08/2020	12117	021420	292761	124.95	02/14/2020	INV	PD	Phone work for Avalon Bui
10929	22006084	02/15/2020	12418	021820	292797	460.19	02/21/2020	INV	PD	Phone cleanup and extensi
11324	22005874	02/17/2020	12822	022520	292951	2,426.52	02/28/2020	INV	PD	Work Order for Dispatch C
12953	22006944	03/26/2020	14489	03312020	293699	497.88	03/31/2020	INV	PD	Avalon Ranch Work
						6,201.98				
10223 RETAIL RESOURCE										
10432	22005039	01/17/2020	11909	020720	292620	1,003.50	02/07/2020	INV	PD	sign holders
10228 INDUSTRIAL CONTROLS DIST. LLC										
4238	22003034	09/18/2019	4398	10102019	290244	2,415.04	10/11/2019	INV	PD	Controller for North Boil
10229 BIBLIOTHECA, LLC										
2588	22002619	08/21/2019	2702	09122019	289542	2,463.00	09/13/2019	INV	PD	Bibliotheca Support/Maint
10230 TRANSUNION RISK &										
9246	22000969	01/01/2020	10674	01142020	292084	176.93	01/17/2020	INV	PD	Pre-employment testing &
4552	22000969	10/01/2019	4722	10112019	290380	177.66	10/11/2019	INV	PD	Pre-employment testing &
6188	22000969	11/01/2019	6703	11142019	291083	168.52	11/08/2019	INV	PD	Pre-employment testing &
7357	22000969	12/01/2019	7905	12112019	291552	172.41	12/13/2019	INV	PD	Pre-employment testing &
10449	22000969	02/01/2020	11926	020720	292631	176.93	02/07/2020	INV	PD	Pre-employment testing &
12163	22000969	03/01/2020	13680	031320	293345	178.71	03/13/2020	INV	PD	Pre-employment testing &
47	22000472	07/01/2019	50	07192019	288625	112.50	07/19/2019	INV	PD	3 Months of TLO Services-
1993	22000969	08/01/2019	2087	08232019	289308	179.34	08/23/2019	INV	PD	Pre-employment testing &
2849	22000969	09/01/2019	2966	09122019	289658	173.67	09/13/2019	INV	PD	Pre-employment testing &
						1,516.67				
10246 MITCHELL & CRUSE										
773	22001139	06/24/2019	815	08022019	288888	23,166.16	08/02/2019	INV	PD	178155- ARCHITECTURAL SER
1222	22001239	07/23/2019	1285	08122019	289020	4,736.42	08/09/2019	INV	PD	San Jose Senior Center Re
2087	22001239	08/16/2019	2187	08302019	289366	16,577.45	08/30/2019	INV	PD	San Jose Senior Center Re
6613	22001139	10/23/2019	7133	11152019	291131	5,436.90	11/15/2019	INV	PD	178155- ARCHITECTURAL SER
11192	22001239	02/12/2020	12686	022120	292866	10,424.98	02/21/2020	INV	PD	San Jose Senior Center Re
11258	22001239	02/12/2020	12754	022120	28493	1,416.06	02/21/2020	INV	PD	San Jose Senior Center Re
11337	22004517	02/13/2020	12836	022520	292931	6,458.75	02/28/2020	INV	PD	Architectural Services fe
						68,216.72				
10257 JOE & ALICE RAMIREZ										
2660		07/24/2019	2775	09122019	289594	407.28	09/13/2019	INV	PD	308 W Rose
10264 PATRICK BRYANT										
11815		03/04/2020	13325	030620	293152	12.00	03/06/2020	INV	PD	TRAVELED TO HOBBS,NM FOR
4667	22003045	10/09/2019	4838	10152019	290397	68.00	10/18/2019	INV	PD	Per Diem - SFST - Police
5275		10/15/2019	5760	10212019	290561	12.00	10/18/2019	INV	PD	Traveled to Hillsoro,NM f
677		07/12/2019	709	08022019	288889	97.00	08/02/2019	INV	PD	Travel To Albuquerque

DOCUMENT	P.O.	INV DATE	VOUCHER	CHECK RUN	CHECK #	INVOICE NET	DUE DATE	TYPE	STS	INVOICE DESCRIPTION
						189.00				
10298 EMILIA L NAVERRETE										
928		08/02/2019	981	080619MS	288912	149.58	08/06/2019	INV	PD	Child Support-Samuel Rive
1551		08/15/2019	1627	081619ms	289076	149.58	08/16/2019	INV	PD	Child Support - Samuel Ri
8076		12/20/2019	9481	Dec PR#2	1205	149.58	12/20/2019	INV	PD	Child support
7456		12/06/2019	8006	Dec PR#1	1092	149.58	12/06/2019	INV	PD	Child support
10908		02/14/2020	12397	Feb PR#1	400219	149.58	02/14/2020	INV	PD	Child support
11516		02/28/2020	13019	Feb PR#2	400295	149.58	02/28/2020	INV	PD	Child support
8865		01/03/2020	10282	Jan PR#1	1289	149.58	01/03/2020	INV	PD	Child support
9544		01/17/2020	10982	Jan PR#2	400063	149.58	01/17/2020	INV	PD	Child support
12255		03/13/2020	13775	Mar PR#1	400377	149.58	03/13/2020	INV	PD	Child support
12892		03/27/2020	14429	Mar PR#2	400451	149.58	03/27/2020	INV	PD	Child support
6295		11/08/2019	6813	Nov PR1	914	149.58	11/08/2019	INV	PD	Child Support
6927		11/22/2019	7457	Nov PR2	1002	149.58	11/22/2019	INV	PD	Child Support
5597		10/25/2019	6091	Oct PR2	793	149.58	10/25/2019	INV	PD	Child Support
4605		10/11/2019	4776	Oct PR#1	715	149.58	10/11/2019	INV	PD	CHILD SUPPORT
2885		09/13/2019	3002	09132019	289672	149.58	09/13/2019	INV	PD	Child Support-Samuel Rive
3756		09/27/2019	3891	09272019	289978	149.58	09/27/2019	INV	PD	Child Support-Samuel Rive
						2,393.28				
10361 JAMES LOGSDON										
5442	22002906	10/22/2019	5934	10252019	290720	110.00	10/25/2019	INV	PD	Per Diem - Hiring / Recru
3360		09/17/2019	3488	09202019	289765	12.00	09/20/2019	INV	PD	Travel to Hillsboro NM
3299		09/17/2019	3427	09202019	289765	12.00	09/20/2019	INV	PD	Travel to Albuquerque NM
						134.00				
10385 FLAGHOUSE INC										
11782	22005833	02/12/2020	13291	030620	293136	252.80	03/06/2020	INV	PD	patron recreation supplie
10674	22005833	02/04/2020	12160	021420	292698	65.21	02/14/2020	INV	PD	patron recreation supplie
						318.01				
10390 MATT LANGLITZ										
11894		03/05/2020	13408	031020	293207	151.10	03/13/2020	INV	PD	TRAVELED TO ABQ NM FOR SU
501		06/29/2019	532	072619LO	288754	20.00	07/26/2019	INV	PD	Travel to Pigeon Forge TN
						171.10				
10396 FAIRWAY AUTO CLINIC LLC										
6096	22002203	10/30/2019	6610	110719	290915	339.10	11/08/2019	INV	PD	After Hour Towing Service
6097	22002203	10/30/2019	6611	110719	290915	339.10	11/08/2019	INV	PD	After Hour Towing Service
3964	22003293	05/14/2019	4102	10042019	290150	328.30	10/04/2019	INV	PD	After Hour Towing Service
9768	22005591	01/08/2020	11220	01242020	292216	215.09	01/24/2020	INV	PD	After Hour Towing Service
						1,221.59				
10397 WINDSTREAM COMMUNICATIONS										
1582	22001459	08/05/2019	1658	08162019	289210	97.87	08/16/2019	INV	PD	ANNUAL TELEPHONE USAGE FY
1580	22001456	08/05/2019	1656	08162019	289210	43.75	08/16/2019	INV	PD	ANNUAL TELEPHONE USAGE FY
1281	22001459	07/03/2019	1346	08122019	289062	97.22	08/09/2019	INV	PD	ANNUAL TELEPHONE USAGE FY
1278	22001456	07/03/2019	1343	08122019	289062	43.46	08/09/2019	INV	PD	ANNUAL TELEPHONE USAGE FY

DOCUMENT	P.O.	INV DATE	VOUCHER	CHECK RUN	CHECK #	INVOICE NET	DUE DATE	TYPE	STS	INVOICE DESCRIPTION
						282.30				
10512 ANTHONY ALANZO										
7642	22004007	12/08/2019	8196	12122019	291569	600.00	12/13/2019	INV	PD	Entertainment for Night o
10517 CARLSBAD AREA ART ASSOC.										
10478	22001477	01/15/2020	11957	020720	292559	3,105.78	02/07/2020	INV	PD	Promotional expense for C
11218	22001477	02/18/2020	12713	022120	292823	969.18	02/21/2020	INV	PD	Promotional expense for C
12700	22001477	03/18/2020	14233	032420	293507	3,761.18	03/27/2020	INV	PD	Promotional expense for C
5478	22001477	10/16/2019	5970	10252019	290673	969.18	10/25/2019	INV	PD	Promotional expense for C
6801	22001477	11/15/2019	7327	11222019	291154	2,625.98	11/22/2019	INV	PD	Promotional expense for C
8235	22001477	12/18/2019	9648	12272019	291776	1,311.41	12/27/2019	INV	PD	Promotional expense for C
3459	22001140	09/13/2019	3588	09242019	289866	969.18	09/20/2019	INV	PD	185993- PROMO EXPENSE FOR
2286	22001477	08/21/2019	2392	08302019	289340	2,158.19	08/30/2019	INV	PD	Promotional expense for C
817	22001140	07/23/2019	859	08022019	288860	2,702.00	08/02/2019	INV	PD	185993- PROMO EXPENSE FOR
9355	22002805	11/22/2019	10789	01212020	292109	150.00	01/17/2020	INV	PD	fee for participating in
660	22001140	07/23/2019	692	073119	288782	2,458.20	07/31/2019	INV	PD	185993- PROMO EXPENSE FOR
						21,180.28				
10519 VENMILL INDUSTRIES INC										
11111	22005761	01/31/2020	12604	022120	292896	658.84	02/21/2020	INV	PD	DVD Cleaning supplies for
2777	22002552	08/30/2019	2893	09122019	289661	479.94	09/13/2019	INV	PD	Hybrid Combo Pack
						1,138.78				
10531 SLATE GROUP										
7541	22002062	09/30/2019	8092	12112019	291540	472.84	12/13/2019	INV	PD	Flagpole Banners
6504	22003008	11/04/2019	7024	11142019	291114	235.59	11/15/2019	INV	PD	printed postcard invitati
7193	22003008	11/04/2019	7734	11262019	291379	112.93	11/29/2019	INV	PD	printed postcard invitati
						821.36				
10532 MARK JOHNSON										
638	22020141	07/16/2019	670	073119	288813	12.00	07/31/2019	INV	PD	PARAMEDIC INTERNSHIP - HO
2275		08/06/2019	2382	08302019	289362	12.00	08/30/2019	INV	PD	Traveled to Hobbs,NM for
2278		08/06/2019	2383	08302019	289362	12.00	08/30/2019	INV	PD	Traveled to Hobbs,NM for
2274		08/06/2019	2380	08302019	289362	48.00	08/30/2019	INV	PD	traveled to Roswell,NM fo
7127	22003805	11/25/2019	7666	11262019	291355	119.92	11/29/2019	INV	PD	ARFF Team Additions - 11/
7130		11/25/2019	7669	11262019	291355	10.01	11/29/2019	INV	PD	ARFF Team Additions - 11/
12527		03/18/2020	14053	032020	293441	105.00	03/20/2020	INV	PD	Traveled to Socorro, NM t
2469		09/05/2019	2581	09062019	289504	12.00	09/06/2019	INV	PD	Traveled to Hobbs,NM for
2409		08/28/2019	2519	09042019	289487	12.00	09/06/2019	INV	PD	Traveled to Hobbs,NM for
584		07/17/2019	616	073119	288813	250.00	07/31/2019	INV	PD	reimburse for paramedic e
2416		08/21/2019	2527	09042019	289487	125.00	09/06/2019	INV	PD	reimburse for nm paramedi
2783		09/06/2019	2899	09122019	289608	44.00	09/13/2019	INV	PD	M.Johnson reimbursement e
						761.93				
10533 JACOB DORADO										
3829		09/20/2019	3966	09302019	290049	44.00	09/27/2019	INV	PD	Reimbursement for NM Appl
3828		09/20/2019	3965	09302019	290049	375.00	09/27/2019	INV	PD	Material to restock wareh
3031		09/12/2019	3150	09202019	289763	20.00	09/20/2019	INV	PD	Travel To Artestia NM

DOCUMENT	P.O.	INV DATE	VOUCHER	CHECK RUN	CHECK #	INVOICE NET	DUE DATE	TYPE	STS	INVOICE DESCRIPTION
1154		08/06/2019	1216	08122019	289009	36.00	08/09/2019	INV	PD	TRAVEL TO ROSWELL NM
547		07/16/2019	578	073119	288805	12.00	07/31/2019	INV	PD	Travel to Artesia NM
1255		08/06/2019	1320	08122019	289009	68.00	08/09/2019	INV	PD	Travel to Roswell NM
5182	22002751	10/11/2019	5664	10172019	290465	12.00	10/18/2019	INV	PD	Per Diem - Paramedic Inte
						567.00				
10535 CALEB SHELL										
7116	22003806	11/25/2019	7655	11262019	291318	138.33	11/29/2019	INV	PD	ARFF Team Additions - 11/
10555 KYLE BOATMAN										
5738	22003418	10/29/2019	6234	10312019	290797	339.96	10/31/2019	INV	PD	Per Diem - 2019 SW Turfgr
10560 COLONIAL BRASS CO										
2583	22001141	01/29/2019	2697	09122019	289563	1,890.00	09/13/2019	INV	PD	188010- BANDSHELL PAVILIO
10561 CITY GLASS & MIRROR INC										
75	22020018	06/29/2019	78	07192019	288611	445.97	07/19/2019	INV	PD	SECURE STAT#2
10578 LEE WILSON & ASSOCIATES INC										
27	22020287	07/02/2019	30	07152019	288552	1,337.85	07/19/2019	INV	PD	CONTINUED WORK ON WATER A
1424	22020287	08/06/2019	1497	08162019	289154	626.23	08/16/2019	INV	PD	CONTINUED WORK ON WATER A
6459	22020287	11/11/2019	6979	11142019	291057	1,095.73	11/15/2019	INV	PD	CONTINUED WORK ON WATER A
7389	22003571	12/04/2019	7937	12112019	291499	1,336.49	12/13/2019	INV	PD	Water Conservation work
9457	22003571	01/06/2020	10892	01212020	292146	1,266.01	01/24/2020	INV	PD	Water Conservation work
11150	22003571	02/05/2020	12643	022120	292860	691.29	02/21/2020	INV	PD	Water Conservation work
11906	22003571	03/04/2020	13419	031020	293203	1,336.49	03/13/2020	INV	PD	Water Conservation work
4535	22020287	10/03/2019	4705	10112019	290339	785.90	10/11/2019	INV	PD	CONTINUED WORK ON WATER A
						8,475.99				
10647 MOBILE SAFETY & CONSULT										
7329	22003979	11/13/2019	7876	12032019	291428	208.28	12/06/2019	INV	PD	Post Accident drug & alco
1496	22020057	07/29/2019	1568	08162019	289162	107.56	08/16/2019	INV	PD	192419- Gas Mask Fitting
5380	22002638	10/11/2019	5868	10222019	290585	752.94	10/25/2019	INV	PD	dust mask fit and test fo
7791	22002638	11/24/2019	8347	12172019	291645	215.13	12/20/2019	INV	PD	dust mask fit and test fo
						1,283.91				
10657 DANNY JONES										
3302		09/12/2019	3430	09202019	289733	2,670.93	09/20/2019	INV	PD	Damage to 2002 Chevy Silv
10663 LMC SERVICES INC										
1430	22001575	07/23/2019	1503	08162019	289155	129.17	08/16/2019	INV	PD	Port-a-pots for community
1317	22020278	07/25/2019	1383	08122019	289015	1,248.69	08/09/2019	INV	PD	portable toilet rentals
1429	22001061	07/31/2019	1502	08162019	289155	129.17	08/16/2019	INV	PD	Port-a-potties for commun
1415	22001823	07/31/2019	1487	08162019	289155	129.17	08/16/2019	INV	PD	Rental of portapotties fo
2425	22002469	08/23/2019	2535	09042019	289485	150.00	09/06/2019	INV	PD	Port-a-Potty Rental for R
9099	22004590	11/27/2019	10521	01102020	291995	768.59	01/10/2020	INV	PD	Portable toilet rental

DOCUMENT	P.O.	INV DATE	VOUCHER	CHECK RUN	CHECK #	INVOICE NET	DUE DATE	TYPE	STS	INVOICE DESCRIPTION
						2,554.79				
10667 CARLSBAD PRINTING &DESIGN										
716	22000537	07/17/2019	749	08022019	288862	13.50	08/02/2019	INV	PD	Uniform caps P.O. 192235
10684 MARTHA HALL										
3074		09/12/2019	3196	09202019	289778	132.00	09/20/2019	INV	PD	TRAVELED TO HOBBS NM FOR
10685 XCEL ENERGY										
1579	22001397	08/01/2019	1655	08162019	289211	16,778.86	08/16/2019	INV	PD	STREET LIGHTING AND SIGNA
2072	22001397	08/15/2019	2169	08302019	289428	568.81	08/30/2019	INV	PD	STREET LIGHTING AND SIGNA
1740	22001397	07/31/2019	1821	08162019	289211	187.98	08/16/2019	INV	PD	STREET LIGHTING AND SIGNA
2148	22001613	08/12/2019	2250	08302019	289428	113.61	08/30/2019	INV	PD	ELECTRIC SERVICE FOR POLI
2159	22001089	08/12/2019	2261	08302019	289428	3,616.03	08/30/2019	INV	PD	FY20 Electric Services Fo
2150	22001397	08/12/2019	2252	08302019	289428	233.77	08/30/2019	INV	PD	STREET LIGHTING AND SIGNA
2135	22001014	08/12/2019	2237	08302019	289428	1,066.02	08/30/2019	INV	PD	FY20 Electric Service for
2118	22001613	08/12/2019	2220	08302019	289428	2,798.43	08/30/2019	INV	PD	ELECTRIC SERVICE FOR POLI
2131	22001175	08/12/2019	2233	08302019	289428	956.43	08/30/2019	INV	PD	Electricalservice for PER
2139	22001089	08/12/2019	2241	08302019	289428	5,460.41	08/30/2019	INV	PD	FY20 Electric Services Fo
1690	22001397	08/01/2019	1769	08162019	289211	43,072.47	08/15/2019	INV	PD	STREET LIGHTING AND SIGNA
2121	22001397	08/12/2019	2223	08302019	289428	2,480.21	08/30/2019	INV	PD	STREET LIGHTING AND SIGNA
1105	22001014	07/11/2019	1167	08122019	289063	1,510.75	08/09/2019	INV	PD	FY20 Electric Service for
1094	22001613	07/11/2019	1156	08122019	289063	2,440.86	08/09/2019	INV	PD	ELECTRIC SERVICE FOR POLI
1102	22001175	07/11/2019	1164	08122019	289063	899.21	08/09/2019	INV	PD	Electricalservice for PER
1109	22001089	07/11/2019	1172	08122019	289063	7,151.36	08/09/2019	INV	PD	FY20 Electric Services Fo
1130	22001014	07/11/2019	1192	08122019	289063	341.90	08/09/2019	INV	PD	FY20 Electric Service for
1119	22001613	07/11/2019	1182	08122019	289063	541.28	08/09/2019	INV	PD	ELECTRIC SERVICE FOR POLI
1128	22001175	07/11/2019	1190	08122019	289063	29.01	08/09/2019	INV	PD	Electricalservice for PER
1122	22001397	07/11/2019	1184	08122019	289063	392.24	08/09/2019	INV	PD	STREET LIGHTING AND SIGNA
						90,639.64				
10694 LOVING LOCKSMITH SERVICES										
4674	22002907	10/02/2019	4845	10152019	290385	1,026.16	10/18/2019	INV	PD	Locksmith to replace door
5968	22003902	10/28/2019	6477	110419	290862	351.95	11/08/2019	INV	PD	Install new keyless entry
						1,378.11				
10702 LONGHORN INC										
5125	22003143	10/07/2019	5605	10162019	290429	1,704.09	10/18/2019	INV	PD	Replacement parts for the
10705 ROGUE FITNESS										
6664	22003590	10/15/2019	7184	11152019	291139	2,452.69	11/15/2019	INV	PD	Equipment for the workout
10712 TEXAS A&M EXT SERVICE (TEEX)										
7164	22004200	11/22/2019	7704	11262019	291383	3,250.00	11/29/2019	INV	PD	ARFF Training for new mem
10714 PASTPERFECT SOFTWARE INC										
10767	22001194	01/20/2020	12254	021420	292743	540.00	02/14/2020	INV	PD	2019-20 annual sub pastpe

DOCUMENT	P.O.	INV DATE	VOUCHER	CHECK RUN	CHECK #	INVOICE NET	DUE DATE	TYPE	STS	INVOICE DESCRIPTION
12231	22005384	01/14/2020	13750	031320	293326	622.00	03/13/2020	INV	PD	upgrade to collections da
						1,162.00				
10726 HUB INTL INS SVCS INC										
665	22000586	07/03/2019	697		288541	4,950.00	07/31/2019	DIR	PD	Airport Insurance - 7/201
10299	22005131	01/08/2020	11771	020420	292508	156,821.00	02/07/2020	INV	PD	Renew Excess Workers Comp
						161,771.00				
10764 JWC ENVIRONMENTAL LLC										
9511	22004711	12/06/2019	10949	01212020	292144	522.77	01/17/2020	INV	PD	Current xducer for JWC Ba
1742	22001176	07/25/2019	1823	08162019	289152	8,786.96	08/16/2019	INV	PD	CONTROLLERS AND TOUCH SCR
2022	22002013	08/08/2019	2116	082319	289452	180.26	08/23/2019	INV	PD	Electrical part for Rag C
7154	22001740	09/13/2019	7694	11262019	291350	38,301.59	11/29/2019	INV	PD	Estimated cost to rebuild
						47,791.58				
10770 LEADSONLINE LLC										
333	22000971	05/01/2019	356	072319jd	288630	2,848.00	07/26/2019	INV	PD	Investigation Sys. Serv P
10794 PICKLEBALL CENTRAL										
8938	22003240	11/19/2019	10358	01072020	291942	249.91	01/03/2020	INV	PD	pickle ball activity
11137	22003240	02/05/2020	12631	022120	292877	56.50	02/21/2020	INV	PD	pickle ball activity
11877	22006283	02/21/2020	13389	031020	293224	98.97	03/13/2020	INV	PD	Pickleball court lines
						405.38				
10832 MATT WARNER										
10510	22005419	02/04/2020	11989	020720	292596	97.00	02/07/2020	INV	PD	Per Diem - Level III Wate
7142		11/25/2019	7682	11262019	291357	144.00	11/29/2019	INV	PD	traveled to Hobbs,NM for
						241.00				
10833 CHARLES MUNOZ										
11482		02/19/2020	12985	022820	292980	44.00	02/28/2020	INV	PD	Reimburse for EMT/Paramed
10862 GAMETIME INC										
29	22000518	03/18/2019	32	07152019	288550	38,662.00	07/19/2019	INV	PD	Playground equip Nick Sal
3020	22001576	08/16/2019	3139	09202019	289753	1,874.52	09/20/2019	INV	PD	Replacement swing seats f
6410	22002937	10/16/2019	6929	11142019	291051	17,473.36	11/15/2019	INV	PD	Picnic tables, and benche
7806	22003699	11/15/2019	8637	12202019	291704	7,300.04	12/20/2019	INV	PD	Benches for the Lake Carl
7805	22003962	11/15/2019	8636	12202019	291704	4,437.96	12/20/2019	INV	PD	Trash receptacles, and be
						69,747.88				
10865 BRUCKNER TRUCK SALES INC										
1713	22001958	08/05/2019	1784	08162019	289112	107.48	08/16/2019	INV	PD	REPAIR BROKEN DOOR LATCH
8285	22004823	12/10/2019	9700	12272019	291774	104.78	12/27/2019	INV	PD	REPLACE FILTERS WWC #1603
12040	22006130	02/20/2020	13557	031020	293179	956.96	03/10/2020	INV	PD	REPLACEMENT BRAKES FOR UN
13018	22006223	02/29/2020	14561	03312020	293652	639.52	03/31/2020	INV	PD	REPLACE FILTERS SW #16053

DOCUMENT	P.O.	INV DATE	VOUCHER	CHECK RUN	CHECK #	INVOICE NET	DUE DATE	TYPE	STS	INVOICE DESCRIPTION
						1,808.74				
10870 PATRINA MORALES										
3651		09/25/2019	3780	09252019	289945	50.00	09/27/2019	INV	PD	Refunding deposit for use
10882 EDDY COUNTY										
1808	22002371	08/20/2019	1895	082019ms	289094	175.00	08/20/2019	INV	PD	Filing fees for property
10890 TWO WAY RADIO GEAR INC										
7568	22004569	11/26/2019	8119	12112019	291553	478.00	12/13/2019	INV	PD	radio headsets for employ
10891 DC FROST ASSOCIATES INC										
700	22001427	07/24/2019	734	08022019	288870	685.06	08/02/2019	INV	PD	Site Visit from UV tech a
1642	22001427	07/30/2019	1720	08162019	289130	3,900.00	08/16/2019	INV	PD	Site Visit from UV tech a
7425	22004340	12/03/2019	7975	12062019	291483	3,900.00	12/06/2019	INV	PD	Site visit to repair UV u
						8,485.06				
10898 SUSTEEN, INC										
376	22000972	07/01/2019	399	072419jd	288682	1,495.00	07/26/2019	INV	PD	Software Renewal- Softwar
10935 PIPESTONE EQUIPMENT LLC										
1416	22001609	07/26/2019	1488	08162019	289176	6,778.47	08/16/2019	INV	PD	REPAIR TO RES 2, SOLE SOU
2238	22002359	08/26/2019	2337	08302019	289383	1,245.08	08/30/2019	INV	PD	Replacement motor for UV
9878	22004369	01/21/2020	11330	012820	292357	77,904.72	01/31/2020	INV	PD	Knife Gates for Upper Tan
						85,928.27				
10936 UNITED RENTALS INC										
3989	22001850	09/19/2019	4128	10042019	290217	4,289.10	10/04/2019	INV	PD	Safety Training-Excavatio
6163	22003070	10/22/2019	6677	110719	290963	2,055.20	11/08/2019	INV	PD	Trench and confined Space
						6,344.30				
10948 MARY GARWOOD										
8346		12/31/2019	9762	12312019	291816	245.36	12/31/2019	INV	PD	Traveled to T or C for re
11459	22005957	02/20/2020	12962	022820	293019	1,738.68	02/28/2020	INV	PD	Per Diem - KAB National C
1786	22001870	08/03/2019	1870	08232019	289259	97.00	08/23/2019	INV	PD	Travel Request - Dona Ana
						2,081.04				
10957 HALL ENVIRONMENTAL										
1061	22001384	07/24/2019	1118	08082019	288956	197.88	08/09/2019	INV	PD	Annual/Qrtly Tests for NP
1064	22001384	08/01/2019	1121	08082019	288956	127.76	08/09/2019	INV	PD	Annual/Qrtly Tests for NP
6098	22001384	10/30/2019	6612	110719	290921	193.66	11/08/2019	INV	PD	Annual/Qrtly Tests for NP
6841	22001384	11/11/2019	7369	11222019	291171	182.88	11/22/2019	INV	PD	Annual/Qrtly Tests for NP
8896	22001384	12/10/2019	10314	01072020	291894	107.88	01/03/2020	INV	PD	Annual/Qrtly Tests for NP
11160	22001384	02/12/2020	12654	022120	292851	193.66	02/21/2020	INV	PD	Annual/Qrtly Tests for NP
12970	22001384	03/24/2020	14510	03312020	293670	118.66	03/31/2020	INV	PD	Annual/Qrtly Tests for NP

DOCUMENT	P.O.	INV DATE	VOUCHER	CHECK RUN	CHECK #	INVOICE NET	DUE DATE	TYPE	STS	INVOICE DESCRIPTION
						1,122.38				
10975 LEAGUE/HISTORIC AMERICAN										
6783	22004408	11/20/2019	7309	11222019	291176	325.00	11/22/2019	INV	PD	LHAT Membership Renewal
10981 TDS										
8421	22000797	12/23/2019	9837	01072020	291964	202.78	01/03/2020	INV	PD	Monthly Internet fee for
10312	22000797	01/23/2020	11785	020420	292542	202.78	02/07/2020	INV	PD	Monthly Internet fee for
4284	22000797	09/23/2019	4444	10102019	290278	191.00	10/11/2019	INV	PD	Monthly Internet fee for
7506	22000797	11/23/2019	8056	12112019	291545	197.01	12/13/2019	INV	PD	Monthly Internet fee for
11754	22000797	02/23/2020	13263	032020	293122	202.78	03/06/2020	INV	PD	Monthly Internet fee for
13044	22000797	03/23/2020	14588	03312020	293700	202.78	03/31/2020	INV	PD	Monthly Internet fee for
1238	22000797	07/23/2019	1303	08122019	289054	400.00	08/09/2019	INV	PD	Monthly Internet fee for
9092	22001007	01/01/2020	10514	01102020	292020	11.76	01/10/2020	INV	PD	FY20 cable boxes for RRC
4463	22001007	10/01/2019	4633	10112019	290374	11.76	10/11/2019	INV	PD	FY20 cable boxes for RRC
6357	22001007	11/01/2019	6875	11142019	291081	11.76	11/15/2019	INV	PD	FY20 cable boxes for RRC
7550	22001007	12/01/2019	8101	12112019	291545	11.76	12/13/2019	INV	PD	FY20 cable boxes for RRC
10581	22001007	02/01/2020	12063	021120	292655	11.76	02/14/2020	INV	PD	FY20 cable boxes for RRC
11966	22001007	03/01/2020	13481	031020	293246	11.76	03/13/2020	INV	PD	FY20 cable boxes for RRC
361	22001159	07/01/2019	384	072419jd	288683	11.76	07/26/2019	INV	PD	FY 19-20 Phone, Internet
2006	22001007	08/01/2019	2100	08302019	289409	11.76	08/30/2019	INV	PD	FY20 cable boxes for RRC
2830	22001007	09/01/2019	2946	09122019	289652	17.76	09/13/2019	INV	PD	FY20 cable boxes for RRC
9094	22001159	01/01/2020	10516	01102020	292020	45.22	01/10/2020	INV	PD	FY 19-20 Phone, Internet
7743	22001159	12/01/2019	8298	12132019	291636	506.20	12/13/2019	INV	PD	FY 19-20 Phone, Internet
10580	22001159	02/01/2020	12062	021120	292655	387.08	02/14/2020	INV	PD	FY 19-20 Phone, Internet
11973	22001159	03/01/2020	13488	031020	293246	387.08	03/13/2020	INV	PD	FY 19-20 Phone, Internet
362	22001159	07/01/2019	385	072419jd	288683	582.32	07/26/2019	INV	PD	FY 19-20 Phone, Internet
2009	22001159	08/01/2019	2103	08302019	289409	726.32	08/30/2019	INV	PD	FY 19-20 Phone, Internet
2831	22001159	09/01/2019	2947	09122019	289652	732.32	09/13/2019	INV	PD	FY 19-20 Phone, Internet
9950	22001032	01/15/2020	11408	012820	292373	333.09	01/31/2020	INV	PD	Phone services at the Spo
5679	22001032	10/15/2019	6175	1028201	290749	336.10	10/31/2019	INV	PD	Phone services at the Spo
7187	22001032	11/15/2019	7728	11262019	291382	336.10	11/29/2019	INV	PD	Phone services at the Spo
8302	22001032	12/15/2019	9717	12312019	291845	336.10	12/31/2019	INV	PD	Phone services at the Spo
11342	22001032	02/15/2020	12841	022520	292953	333.09	02/28/2020	INV	PD	Phone services at the Spo
12670	22001032	03/15/2020	14199	032420	293550	333.09	03/27/2020	INV	PD	Phone services at the Spo
2085	22001032	08/15/2019	2186	08302019	289409	335.94	08/30/2019	INV	PD	Phone services at the Spo
3527	22001032	09/15/2019	3656	09242019	289921	335.94	09/27/2019	INV	PD	Phone services at the Spo
552	22001032	07/15/2019	582	073119	288846	335.94	07/31/2019	INV	PD	Phone services at the Spo
9332	22000728	01/07/2020	10767	01142020	292079	362.71	01/17/2020	INV	PD	Annual Requisition for TD
5307	22000728	10/07/2019	5793	10212019	290573	362.71	10/18/2019	INV	PD	Annual Requisition for TD
6729	22000728	11/07/2019	7253	11222019	291229	362.71	11/22/2019	INV	PD	Annual Requisition for TD
7784	22000728	12/07/2019	8340	12172019	291656	362.71	12/20/2019	INV	PD	Annual Requisition for TD
10970	22000728	02/07/2020	12462	021820	292800	362.71	02/21/2020	INV	PD	Annual Requisition for TD
12456	22000728	03/07/2020	13981	032020	293489	362.71	03/20/2020	INV	PD	Annual Requisition for TD
396	22000728	07/07/2019	419	072419jd	288683	362.71	07/26/2019	INV	PD	Annual Requisition for TD
1938	22000728	08/07/2019	2030	08232019	289302	362.71	08/23/2019	INV	PD	Annual Requisition for TD
3070	22000728	09/07/2019	3191	09202019	289830	362.71	09/20/2019	INV	PD	Annual Requisition for TD
9696	22000846	01/11/2020	11141	01242020	292271	64.53	01/24/2020	INV	PD	FY20 Internet Service for
5416	22000846	10/11/2019	5905	10222019	290606	64.53	10/25/2019	INV	PD	FY20 Internet Service for
7204	22000846	11/11/2019	7745	11262019	291382	64.53	11/29/2019	INV	PD	FY20 Internet Service for
8317	22000846	12/11/2019	9732	12312019	291845	64.53	12/31/2019	INV	PD	FY20 Internet Service for
11256	22000846	02/11/2020	12751	022120	292891	64.53	02/21/2020	INV	PD	FY20 Internet Service for
12594	22000846	03/11/2020	14122	032020	293489	64.53	03/20/2020	INV	PD	FY20 Internet Service for

DOCUMENT	P.O.	INV DATE	VOUCHER	CHECK RUN	CHECK #	INVOICE NET	DUE DATE	TYPE	STS	INVOICE DESCRIPTION
605	22000846	07/11/2019	637	073119	288846	64.53	07/31/2019	INV	PD	FY20 Internet Service for
2053	22000846	08/11/2019	2150	08302019	289409	64.53	08/30/2019	INV	PD	FY20 Internet Service for
3524	22000846	09/11/2019	3653	09242019	289921	64.53	09/27/2019	INV	PD	FY20 Internet Service for
9698	22000783	01/11/2020	11143	01242020	292271	429.62	01/24/2020	INV	PD	Library Phone & Public In
5417	22000783	10/11/2019	5906	10222019	290606	431.81	10/25/2019	INV	PD	Library Phone & Public In
7205	22000783	11/11/2019	7746	11262019	291382	431.81	11/29/2019	INV	PD	Library Phone & Public In
8316	22000783	12/11/2019	9731	12312019	291845	431.81	12/31/2019	INV	PD	Library Phone & Public In
11257	22000783	02/11/2020	12752	022120	292891	431.18	02/21/2020	INV	PD	Library Phone & Public In
12606	22000783	03/11/2020	14135	032020	293489	429.62	03/20/2020	INV	PD	Library Phone & Public In
606	22000783	07/11/2019	638	073119	288846	431.66	07/31/2019	INV	PD	Library Phone & Public In
2052	22000783	08/11/2019	2149	08302019	289409	431.66	08/30/2019	INV	PD	Library Phone & Public In
3525	22000783	09/11/2019	3654	09242019	289921	431.66	09/27/2019	INV	PD	Library Phone & Public In
9809	22001577	01/02/2020	11260	01242020	292271	76.58	01/24/2020	INV	PD	Internet Service for St.
5285	22001577	10/02/2019	5771	10212019	290573	71.63	10/18/2019	INV	PD	Internet Service for St.
6502	22001577	11/02/2019	7023	11142019	291117	71.63	11/14/2019	INV	PD	Internet Service for St.
7768	22001577	12/02/2019	8324	12172019	291656	71.63	12/20/2019	INV	PD	Internet Service for St.
10722	22001577	02/02/2020	12208	021420	292764	82.58	02/14/2020	INV	PD	Internet Service for St.
12471	22001577	03/02/2020	13996	032020	293489	76.58	03/20/2020	INV	PD	Internet Service for St.
1225	22001577	07/02/2019	1288	08122019	289054	71.63	08/09/2019	INV	PD	Internet Service for St.
1928	22001577	08/02/2019	2019	08232019	289302	77.63	08/23/2019	INV	PD	Internet Service for St.
3190	22001577	09/02/2019	3316	09202019	289830	71.63	09/20/2019	INV	PD	Internet Service for St.
5976	22000797	10/23/2019	6485	110419	290895	197.01	11/08/2019	INV	PD	Monthly Internet fee for
682	22020098	06/23/2019	714	08022019	288899	197.00	08/02/2019	INV	PD	185347-TDS Monthly Intern
						16,884.42				
11010 US DEPARTMENT OF ENERGY										
3656		09/24/2019	3785	09252019	4679	45,675.00	09/27/2019	INV	PD	Cetane Reimbursement for
8108		12/16/2019	9515	12202019	4680	45,337.75	12/20/2019	INV	PD	Cetane Reimbursement for
						91,012.75				
11012 ADVANCED PEST AND WEED										
4072	22020329	09/11/2019	4212	10042019	290108	307.00	10/04/2019	INV	PD	Pest control services FY
4076	22000554	09/11/2019	4217	10042019	290108	29.60	10/04/2019	INV	PD	Pest Control Service - Li
4079	22000437	09/11/2019	4220	10042019	290108	29.60	10/04/2019	INV	PD	185309-Advance Pest Contr
4080	22001412	09/11/2019	4221	10042019	290108	29.60	10/04/2019	INV	PD	ANNUAL PEST CONTROL SERVI
4081	22020270	09/11/2019	4222	10042019	290108	88.80	10/04/2019	INV	PD	184832- Annual Pest Contr
4092	22020399	09/11/2019	4233	10042019	290108	29.60	10/04/2019	INV	PD	Pest Control Service
4084	22020261	09/11/2019	4225	10042019	290108	59.20	10/04/2019	INV	PD	EST YRLY PEST CONTROL WAT
4085	22000513	09/11/2019	4226	10042019	290108	29.60	10/04/2019	INV	PD	Pest Control Services FY
4086	22020201	09/11/2019	4227	10042019	290108	29.60	10/04/2019	INV	PD	184834- Pesticide Service
4088	22001035	09/11/2019	4229	10042019	290108	29.60	10/04/2019	INV	PD	Annual PO Pest Control P
4093	22000892	09/11/2019	4234	10042019	290108	29.60	10/04/2019	INV	PD	184830-ANNUAL PEST CONTRO
4096	22000886	09/11/2019	4237	10042019	290108	59.20	10/04/2019	INV	PD	185012-PEST CONTROL SERV.
4095	22020225	09/11/2019	4236	10042019	290108	29.60	10/04/2019	INV	PD	185381-pest management, F
4097	22000528	09/11/2019	4238	10042019	290108	29.60	10/04/2019	INV	PD	PEST CONTROL FOR ALL PW D
4098	22000524	09/11/2019	4239	10042019	290108	29.60	10/04/2019	INV	PD	pest control for the publ
4100	22000447	09/11/2019	4241	10042019	290108	29.61	10/04/2019	INV	PD	pest control for PW depts
875	22000517	05/28/2019	920	08022019	288853	1,345.57	08/02/2019	INV	PD	Weed control services for
876	22000517	05/29/2019	921	08022019	288853	753.52	08/02/2019	INV	PD	Weed control services for
881	22000554	05/13/2019	927	080219jd	288903	29.60	08/02/2019	INV	PD	Pest Control Service - Li
907	22020261	05/13/2019	960	080219jd	288903	59.20	08/02/2019	INV	PD	EST YRLY PEST CONTROL WAT
890	22020201	05/13/2019	939	080219jd	288903	29.60	08/02/2019	INV	PD	184834- Pesticide Service
894	22000886	05/13/2019	943	080219jd	288903	59.20	08/02/2019	INV	PD	185012-PEST CONTROL SERV.

DOCUMENT	P.O.	INV DATE	VOUCHER	CHECK RUN	CHECK #	INVOICE NET	DUE DATE	TYPE	STS	INVOICE DESCRIPTION
895	22020225	05/13/2019	944	080219jd	288903	29.60	08/02/2019	INV	PD	185381-pest management, F
899	22020329	05/13/2019	949	080219jd	288903	266.41	08/02/2019	INV	PD	Pest control services FY
885	22020399	05/13/2019	933	080219jd	288903	29.60	08/02/2019	INV	PD	Pest Control Service
886	22020171	05/13/2019	934	080219jd	288903	29.60	08/02/2019	INV	PD	184828-Advance Pest & Wee
888	22000513	05/13/2019	936	080219jd	288903	29.60	08/02/2019	INV	PD	Pest Control Services FY
893	22000892	05/13/2019	942	080219jd	288903	29.60	08/02/2019	INV	PD	184830-ANNUAL PEST CONTRO
896	22001035	05/13/2019	945	080219jd	288903	88.81	08/02/2019	INV	PD	Annual PO Pest Control P
904	22001722	05/13/2019	956	080219jd	288903	88.80	08/02/2019	INV	PD	184832- Annual Pest Contr
882	22000437	05/13/2019	929	080219jd	288903	29.60	08/02/2019	INV	PD	185309-Advance Pest Contr
891	22000587	05/13/2019	941	080219jd	288903	29.60	08/02/2019	INV	PD	Advanced - Bug Spray annu
883	22001412	05/13/2019	931	080219jd	288903	29.60	08/02/2019	INV	PD	ANNUAL PEST CONTROL SERVI
794	22020329	01/02/2019	836	080219jd	288903	532.82	08/02/2019	INV	PD	Pest control services FY
796	22000554	01/02/2019	838	080219jd	288903	59.20	08/02/2019	INV	PD	Pest Control Service - Li
800	22001722	01/02/2019	843	080219jd	288903	177.60	08/02/2019	INV	PD	184832- Annual Pest Contr
811	22020201	01/02/2019	853	080219jd	288903	59.20	08/02/2019	INV	PD	184834- Pesticide Service
814	22000886	01/02/2019	856	080219jd	288903	118.40	08/02/2019	INV	PD	185012-PEST CONTROL SERV.
815	22020225	01/02/2019	857	080219jd	288903	59.20	08/02/2019	INV	PD	185381-pest management, F
802	22020399	01/02/2019	844	080219jd	288903	59.20	08/02/2019	INV	PD	Pest Control Service
813	22000892	01/02/2019	855	080219jd	288903	59.20	08/02/2019	INV	PD	184830-ANNUAL PEST CONTRO
820	22001035	01/02/2019	862	080219jd	288903	177.62	08/02/2019	INV	PD	Annual PO Pest Control P
798	22000437	01/02/2019	840	080219jd	288903	59.20	08/02/2019	INV	PD	185309-Advance Pest Contr
812	22000587	01/02/2019	854	080219jd	288903	59.20	08/02/2019	INV	PD	Advanced - Bug Spray annu
804	22020261	01/02/2019	846	080219jd	288903	118.40	08/02/2019	INV	PD	EST YRLY PEST CONTROL WAT
799	22001412	01/02/2019	841	080219jd	288903	59.20	08/02/2019	INV	PD	ANNUAL PEST CONTROL SERVI
810	22000513	01/02/2019	852	080219jd	288903	59.20	08/02/2019	INV	PD	Pest Control Services FY
867	22020201	05/13/2019	912	080219jd	288903	29.60	08/02/2019	INV	PD	184834- Pesticide Service
873	22000886	05/13/2019	918	080219jd	288903	59.20	08/02/2019	INV	PD	185012-PEST CONTROL SERV.
878	22020225	05/13/2019	924	080219jd	288903	29.60	08/02/2019	INV	PD	185381-pest management, F
855	22020329	05/13/2019	899	080219jd	288903	266.41	08/02/2019	INV	PD	Pest control services FY
862	22020399	05/13/2019	906	080219jd	288903	29.60	08/02/2019	INV	PD	Pest Control Service
856	22000554	05/13/2019	900	080219jd	288903	29.60	08/02/2019	INV	PD	Pest Control Service - Li
863	22020171	05/13/2019	907	080219jd	288903	29.60	08/02/2019	INV	PD	184828-Advance Pest & Wee
866	22000513	05/13/2019	911	080219jd	288903	29.60	08/02/2019	INV	PD	Pest Control Services FY
872	22000892	05/13/2019	917	080219jd	288903	29.60	08/02/2019	INV	PD	184830-ANNUAL PEST CONTRO
879	22001035	05/13/2019	926	080219jd	288903	88.81	08/02/2019	INV	PD	Annual PO Pest Control P
861	22001722	05/13/2019	905	080219jd	288903	88.80	08/02/2019	INV	PD	184832- Annual Pest Contr
859	22000437	05/13/2019	903	080219jd	288903	29.60	08/02/2019	INV	PD	185309-Advance Pest Contr
870	22000587	05/13/2019	914	080219jd	288903	29.60	08/02/2019	INV	PD	Advanced - Bug Spray annu
864	22020261	05/13/2019	908	080219jd	288903	59.20	08/02/2019	INV	PD	EST YRLY PEST CONTROL WAT
860	22001412	05/13/2019	904	080219jd	288903	29.60	08/02/2019	INV	PD	ANNUAL PEST CONTROL SERVI
847	22000513	02/05/2019	890	080219jd	288903	29.60	08/02/2019	INV	PD	Pest Control Services FY
849	22000587	02/05/2019	892	080219jd	288903	29.60	08/02/2019	INV	PD	Advanced - Bug Spray annu
848	22020201	02/05/2019	891	080219jd	288903	29.60	08/02/2019	INV	PD	184834- Pesticide Service
851	22000886	02/05/2019	894	080219jd	288903	59.20	08/02/2019	INV	PD	185012-PEST CONTROL SERV.
852	22020225	02/05/2019	895	080219jd	288903	29.60	08/02/2019	INV	PD	185381-pest management, F
842	22020399	02/05/2019	885	080219jd	288903	29.60	08/02/2019	INV	PD	Pest Control Service
838	22000554	02/05/2019	881	080219jd	288903	29.60	08/02/2019	INV	PD	Pest Control Service - Li
850	22000892	02/05/2019	893	080219jd	288903	29.60	08/02/2019	INV	PD	184830-ANNUAL PEST CONTRO
854	22001035	02/05/2019	898	080219jd	288903	88.81	08/02/2019	INV	PD	Annual PO Pest Control P
841	22001722	02/05/2019	884	080219jd	288903	88.80	08/02/2019	INV	PD	184832- Annual Pest Contr
839	22000437	02/05/2019	882	080219jd	288903	29.60	08/02/2019	INV	PD	185309-Advance Pest Contr
844	22020261	02/05/2019	887	080219jd	288903	59.20	08/02/2019	INV	PD	EST YRLY PEST CONTROL WAT
840	22001412	02/05/2019	883	080219jd	288903	29.60	08/02/2019	INV	PD	ANNUAL PEST CONTROL SERVI
837	22020329	02/05/2019	880	080219jd	288903	266.41	08/02/2019	INV	PD	Pest control services FY
735	22020201	05/13/2019	777	08022019	288853	29.60	08/02/2019	INV	PD	184834- Pesticide Service

DOCUMENT	P.O.	INV DATE	VOUCHER	CHECK RUN	CHECK #	INVOICE NET	DUE DATE	TYPE	STS	INVOICE DESCRIPTION
741	22000886	05/13/2019	783	08022019	288853	59.20	08/02/2019	INV	PD	185012-PEST CONTROL SERV.
743	22020225	05/13/2019	785	08022019	288853	29.60	08/02/2019	INV	PD	185381-pest management, F
711	22020329	05/13/2019	744	08022019	288853	266.41	08/02/2019	INV	PD	Pest control services FY
728	22020399	05/13/2019	767	08022019	288853	29.60	08/02/2019	INV	PD	Pest Control Service
721	22000554	05/13/2019	754	08022019	288853	29.60	08/02/2019	INV	PD	Pest Control Service - Li
730	22020171	05/13/2019	770	08022019	288853	29.60	08/02/2019	INV	PD	184828-Advance Pest & Wee
733	22000513	05/13/2019	775	08022019	288853	29.60	08/02/2019	INV	PD	Pest Control Services FY
738	22000892	05/13/2019	780	08022019	288853	29.60	08/02/2019	INV	PD	184830-ANNUAL PEST CONTRO
744	22001035	05/13/2019	786	08022019	288853	88.81	08/02/2019	INV	PD	Annual PO Pest Control P
727	22001722	05/13/2019	764	08022019	288853	88.80	08/02/2019	INV	PD	184832- Annual Pest Contr
724	22000437	05/13/2019	758	08022019	288853	29.60	08/02/2019	INV	PD	185309-Advance Pest Contr
736	22000587	05/13/2019	778	08022019	288853	29.60	08/02/2019	INV	PD	Advanced - Bug Spray annu
731	22020261	05/13/2019	772	08022019	288853	59.20	08/02/2019	INV	PD	EST YRLY PEST CONTROL WAT
739	22020058	05/13/2019	781	08022019	288853	29.60	08/02/2019	INV	PD	184823-Pest Control Servi
725	22001412	05/13/2019	761	08022019	288853	29.60	08/02/2019	INV	PD	ANNUAL PEST CONTROL SERVI
674	22000554	06/04/2019	706	08022019	288853	29.60	08/02/2019	INV	PD	Pest Control Service - Li
690	22020201	06/04/2019	722	08022019	288853	29.60	08/02/2019	INV	PD	184834- Pesticide Service
701	22000886	06/04/2019	733	08022019	288853	59.20	08/02/2019	INV	PD	185012-PEST CONTROL SERV.
673	22020329	06/04/2019	705	08022019	288853	266.41	08/02/2019	INV	PD	Pest control services FY
683	22020399	06/04/2019	715	08022019	288853	29.60	08/02/2019	INV	PD	Pest Control Service
685	22020171	06/04/2019	717	08022019	288853	29.60	08/02/2019	INV	PD	184828-Advance Pest & Wee
688	22000513	06/04/2019	720	08022019	288853	29.60	08/02/2019	INV	PD	Pest Control Services FY
694	22000892	06/04/2019	727	08022019	288853	29.60	08/02/2019	INV	PD	184830-ANNUAL PEST CONTRO
704	22001035	06/04/2019	737	08022019	288853	88.81	08/02/2019	INV	PD	Annual PO Pest Control P
679	22001722	06/04/2019	711	08022019	288853	88.80	08/02/2019	INV	PD	184832- Annual Pest Contr
676	22000437	06/04/2019	708	08022019	288853	29.60	08/02/2019	INV	PD	185309-Advance Pest Contr
692	22000587	06/04/2019	725	08022019	288853	29.60	08/02/2019	INV	PD	Advanced - Bug Spray annu
686	22020261	06/04/2019	718	08022019	288853	59.20	08/02/2019	INV	PD	EST YRLY PEST CONTROL WAT
696	22020058	06/04/2019	729	08022019	288853	29.60	08/02/2019	INV	PD	184823-Pest Control Servi
678	22001412	06/04/2019	710	08022019	288853	29.60	08/02/2019	INV	PD	ANNUAL PEST CONTROL SERVI
703	22020225	06/04/2019	736	08022019	288853	29.60	08/02/2019	INV	PD	185381-pest management, F
						8,947.84				
11035 TAMMY CARRIGAN										
7766	22004243	12/16/2019	8322	12172019	291655	148.15	12/20/2019	INV	PD	Per Diem - Court Clerk Bo
4004	22002417	10/01/2019	4144	10042019	290209	452.31	10/04/2019	INV	PD	Per Diem - Justice System
1939		08/20/2019	2031	08232019	289299	534.77	08/23/2019	INV	PD	TRAVEL TO ALBUQUERQUE NM
						1,135.23				
11044 MICHAEL TAYLOR										
5776	22003581	10/29/2019	6272	10312019	290805	12.00	10/31/2019	INV	PD	Per Diem - P/Up / Drop Ev
11077 PUBLIC SAFETY PSYCHOLOGICAL SERVICES										
13009	22006322	02/17/2020	14553	03312020	293694	1,791.20	03/31/2020	INV	PD	Fitness for Duty examinat
1822	22002266	04/30/2019	1909	08232019	289276	1,122.84	08/23/2019	INV	PD	Psych Evaluations for CPD
1821	22002266	05/14/2019	1908	08232019	289276	374.28	08/23/2019	INV	PD	Psych Evaluations for CPD
1820	22002266	05/21/2019	1907	08232019	289276	374.28	08/23/2019	INV	PD	Psych Evaluations for CPD
1823	22002266	06/25/2019	1910	08232019	289276	1,122.84	08/23/2019	INV	PD	Psych Evaluations for CPD
9769	22003903	10/29/2019	11219	01242020	292261	374.28	01/24/2020	INV	PD	Psych Evals for New Hires
9770	22003903	11/12/2019	11221	01242020	292261	374.28	01/24/2020	INV	PD	Psych Evals for New Hires
11325	22006189	02/11/2020	12824	022520	292944	748.56	02/28/2020	INV	PD	Psych Evals for New Hires

DOCUMENT	P.O.	INV DATE	VOUCHER	CHECK RUN	CHECK #	INVOICE NET	DUE DATE	TYPE	STS	INVOICE DESCRIPTION
						6,282.56				
11079 HEIL OF TEXAS										
8204	22002537	08/09/2019	9616	12272019	291799	210.99	12/27/2019	INV	PD	DAMAGED STROBES FOR UNIT
8207	22003314	08/30/2019	9619	12272019	291799	715.32	12/27/2019	INV	PD	REPLACEMENT WAFER BROOM F
8206	22003682	10/18/2019	9618	12272019	291799	662.80	12/27/2019	INV	PD	REPLACEMENT PARTS FOR 160
11785	22004850	12/16/2019	13294	030620	293140	479.41	03/06/2020	INV	PD	REPLACEMENT COVERS FOR UN
6415	22002190	08/14/2019	6934	11142019	291053	420.00	11/15/2019	INV	PD	DIAGNOSE & REPAIR OF VACT
5115	22003175	10/10/2019	5594	10172019	290460	1,312.44	10/18/2019	INV	PD	Need to fix crane truck w
						3,800.96				
11080 KOAT-TV-HEARST PROPERTIES										
4017	22001090	09/15/2019	4157	10042019	290166	3,799.36	10/04/2019	INV	PD	2019 Mayor's Oil & Gas Su
4024	22001090	08/31/2019	4164	10042019	290166	269.69	10/04/2019	INV	PD	2019 Mayor's Oil & Gas Su
						4,069.05				
11112 EDWARD RODRIGUEZ										
12193	22005869	03/10/2020	13712	031320	293289	479.58	03/13/2020	INV	PD	Per Diem - 2020 Legis / B
11114 TED CORDOVA										
5490	22003419	10/23/2019	5982	10232019	290638	520.06	10/25/2019	INV	PD	Per Diem - 2019 SW Turfgr
3076	22002005	09/12/2019	3198	09202019	289831	12.00	09/20/2019	INV	PD	Per Diem - 2019 State Con
						532.06				
11117 LISA ARMENDARIZ										
11595	22005944	02/17/2020	13101	022820	293015	500.00	02/28/2020	INV	PD	Trash Pickup Not to Excee
11143 CYCLE CITY PROMOTIONS										
4744	22001506	10/07/2019	4919	10162019	290419	11,531.45	10/18/2019	INV	PD	Promo expense for Cycle C
6432	22001506	11/07/2019	6952	11142019	291044	4,824.91	11/15/2019	INV	PD	Promo expense for Cycle C
582	22001506	07/24/2019	614	073119	288793	9,968.63	07/31/2019	INV	PD	Promo expense for Cycle C
						26,324.99				
11144 CAVERN CITY CHILD										
5572	22000861	10/15/2019	6065	10252019	290680	5,000.00	10/25/2019	INV	PD	Annual PO for Child Advoc
9993	22000861	01/12/2020	11451	012820	292293	5,000.00	01/31/2020	INV	PD	Annual PO for Child Advoc
						10,000.00				
11146 RICHARD CAGE										
8888	22004506	12/31/2019	10305	01072020	291953	132.90	01/03/2020	INV	PD	Per Diem - NM Law Enforce
11816	22006101	03/04/2020	13326	030620	293155	117.54	03/06/2020	INV	PD	Per Diem - IAPRO Training
11103		02/18/2020	12596	022120	292883	37.53	02/21/2020	INV	PD	Traveled to El Paso,TX fo
3298		09/12/2019	3426	09202019	289808	12.00	09/20/2019	INV	PD	Traveled to Ruidoso,NM fo
						299.97				
11159 EMERSON PROCESS MNGMT										

DOCUMENT	P.O.	INV DATE	VOUCHER	CHECK RUN	CHECK #	INVOICE NET	DUE DATE	TYPE	STS	INVOICE DESCRIPTION
3835	22020240	09/16/2019	3972	09302019	290037	30,253.84	09/27/2019	INV	PD	UPGRADES TO WATER SCADA S
11173 OMNISITE										
5997	22000926	11/01/2019	6508	110419	290875	166.36	11/08/2019	INV	PD	STA 1 YR WIRELESS SERV W/
10050	22000926	01/01/2020	11515	01312020	292426	3,312.00	01/31/2020	INV	PD	STA 1 YR WIRELESS SERV W/
						3,478.36				
11181 CARLSBAD AUTOMOTIVE										
1312	22001143	08/05/2019	1378	08122019	288987	4,646.24	08/09/2019	INV	PD	191662- PROMOTIONAL EXPEN
117	22001143	06/28/2019	124	072219LO	288585	4,313.84	07/19/2019	INV	PD	191662- PROMOTIONAL EXPEN
						8,960.08				
11182 GEORGE RAMIREZ										
3037		09/12/2019	3156	09202019	289755	20.00	09/20/2019	INV	PD	TRAVEL TO VADITO
11191 B. SHANE SKINNER										
3654		09/17/2019	3783	09252019	289928	20.00	09/27/2019	INV	PD	TRVELED TO ABQ FOR NMLEA
11457		02/26/2020	12960	022820	292967	267.20	02/28/2020	INV	PD	Travel to Albuquerque NM
						287.20				
11208 ANDREW CARVER										
6752		11/14/2019	7278	11222019	291148	46.24	11/22/2019	INV	PD	11/14/2019 Petty Cash Low
4451	22003450	10/10/2019	4619	10112019	290300	12.00	10/11/2019	INV	PD	Per Diem - Deliver Truck
7321		11/26/2019	7861	12032019	291393	12.00	12/06/2019	INV	PD	Travel to Moriarty
11932		03/04/2020	13445	031020	293169	157.35	03/10/2020	INV	PD	Travel to Albuquerque NM
2107		08/20/2019	2209	082319	289431	20.00	08/23/2019	INV	PD	Travel to Albuquerque NM
						247.59				
11214 LOUIS VASQUEZ										
11810	22005409	03/04/2020	13320	030620	293144	115.00	03/06/2020	INV	PD	Per Diem - RIT Training -
11814	22004045	03/04/2020	13324	030620	293144	12.00	03/06/2020	INV	PD	Per Diem - NMFTA Testing
3280		09/11/2019	3408	09202019	289775	105.52	09/20/2019	INV	PD	Traveled to socorro,nm fo
5460	22002839	10/22/2019	5952	10232019	290614	105.00	10/25/2019	INV	PD	Per Diem - Annual AARF Bu
						337.52				
11216 JUSTIN RAMOS										
9526	22004824	01/14/2020	10964	01212020	292143	170.14	01/17/2020	INV	PD	Per Diem - Traffic Contro
11240 PCM, INC.										
3905	22000768	08/08/2019	4042	10012019	290088	106.61	10/04/2019	INV	PD	Probook G6 Core T & Usb 2
3610	22002985	09/20/2019	3739	09252019	289947	161.19	09/27/2019	INV	PD	Notebook battery
5366	22003740	10/18/2019	5854	10222019	290595	982.49	10/25/2019	INV	PD	HP TB Dock G2 w/ Combo Ca
						1,250.29				
11246 ECMS, INC.										
8154	22004805	12/05/2019	9565	12202019	291696	385.03	12/20/2019	INV	PD	PPE repairs on turnout pa

DOCUMENT	P.O.	INV DATE	VOUCHER	CHECK RUN	CHECK #	INVOICE NET	DUE DATE	TYPE	STS	INVOICE DESCRIPTION
9787	22005404	12/24/2019	11238	01242020	292212	1,336.70	01/24/2020	INV	PD	INSPECTION AND REPAIR OF
2395	22002083	08/20/2019	2504	09042019	289475	330.00	09/06/2019	INV	PD	Structure gear alteration
						2,051.73				
11263 BRANDON LEE										
6746	22003810	11/19/2019	7272	11222019	291151	24.00	11/22/2019	INV	PD	Paramedic School - 11/12-
10144	22005410	01/24/2020	11612	01312020	292391	24.00	01/31/2020	INV	PD	Per Diem - Paramedic Scho
10140	22005411	01/24/2020	11608	01312020	292391	12.00	01/31/2020	INV	PD	Per Diem - Paramedic Scho
10489	22005420	02/04/2020	11968	020720	292557	24.00	02/07/2020	INV	PD	Per Diem - Paramedic Scho
11199	22005421	02/18/2020	12694	022120	292817	24.00	02/21/2020	INV	PD	Per Diem - Paramedic Scho
4455	22002841	10/10/2019	4623	10112019	290307	12.00	10/11/2019	INV	PD	Per Diem - Paramedic Clas
6157		11/05/2019	6671	110719	290901	24.00	11/08/2019	INV	PD	Travel To ENMU-R
4467	22002840	10/10/2019	4637	10112019	290307	12.00	10/11/2019	INV	PD	Per Diem - Annual AARF Bu
6168	22003807	11/05/2019	6683	110719	290901	24.00	11/08/2019	INV	PD	Paramedic School - 10/22-
6152	22003808	11/05/2019	6666	110719	290901	24.00	11/08/2019	INV	PD	Paramedic School - 10/29-
7591	22003812	12/09/2019	8144	12122019	291576	12.00	12/13/2019	INV	PD	Paramedic School - 11/26/
6426	22003809	11/12/2019	6946	11142019	291025	24.00	11/15/2019	INV	PD	Paramedic School - 11/5-6
11958	22006048	03/04/2020	13473	031020	293178	24.00	03/10/2020	INV	PD	Per Diem - Paramedic Scho
11939	22006102	03/04/2020	13452	031020	293178	24.00	03/10/2020	INV	PD	Per Diem - Paramedic Scho
12556	22006103	03/18/2020	14083	032020	293410	12.00	03/20/2020	INV	PD	Per Diem - Paramedic Scho
12512	22006104	03/18/2020	14038	032020	293410	24.00	03/20/2020	INV	PD	Per Diem - Paramedic Scho
12878	22006105	03/26/2020	14414	032720	293570	24.00	03/27/2020	INV	PD	Per Diem - Paramedic Scho
12910	22006106	03/26/2020	14446	032720	293570	12.00	03/27/2020	INV	PD	Per Diem - Paramedic Scho
2390		08/28/2019	2498	09042019	289466	12.00	09/06/2019	INV	PD	Travel to Roswell NM
3030		09/12/2019	3149	09202019	289709	12.00	09/20/2019	INV	PD	Travel to NMSU-R
3029		09/12/2019	3148	09202019	289709	12.00	09/20/2019	INV	PD	Travel to ENMU-R
5444		10/23/2019	5936	10252019	290670	12.00	10/25/2019	INV	PD	Travel to ENMU-R
4185		10/01/2019	4330	10042019	290118	12.00	10/04/2019	INV	PD	Travel to ENMU-R
4183		10/01/2019	4327	10042019	290118	85.00	10/04/2019	INV	PD	Travel to Albuquerque NM
4184		10/01/2019	4328	10042019	290118	12.00	10/04/2019	INV	PD	Travel to ENMU-R
4182		10/01/2019	4325	10042019	290118	12.00	10/04/2019	INV	PD	Travel to NMSU-R
4181		10/01/2019	4323	10042019	290118	12.00	10/04/2019	INV	PD	Travel to ENMU-R
4180		10/01/2019	4322	10042019	290118	12.00	10/04/2019	INV	PD	Travel to ENMU-R
5188		10/11/2019	5670	10172019	290442	12.00	10/18/2019	INV	PD	Travel to ENMU-R
5187		10/11/2019	5669	10172019	290442	12.00	10/18/2019	INV	PD	Travel to ENMU-R
4187		10/01/2019	4332	10042019	290118	12.00	10/04/2019	INV	PD	Travel to ENMU-R
3033		09/12/2019	3152	09202019	289709	12.00	09/20/2019	INV	PD	TRAVEL TO NMSU-R
4186		10/01/2019	4331	10042019	290118	12.00	10/04/2019	INV	PD	Travel to ENMU-R
7107	22003811	11/25/2019	7645	11262019	291317	12.00	11/29/2019	INV	PD	Paramedic School - 11/19-
						625.00				
11267 TADDY HEALTHCARE SVCS LLC										
2263	22001586	06/17/2019	2369	08302019	289407	269.15	08/30/2019	INV	PD	Pre-employment physical
1132	22001561	07/17/2019	1194	08122019	289053	75.29	08/09/2019	INV	PD	Pre-employment physical
1181	22001560	07/23/2019	1243	08122019	289053	75.29	08/09/2019	INV	PD	Pre-employment physicals
1124	22001564	07/17/2019	1186	08122019	289053	75.29	08/09/2019	INV	PD	Pre-employment physical
5700	22002603	09/06/2019	6196	10312019	290851	75.29	10/31/2019	INV	PD	Pre-employment physical
1184	22001560	07/23/2019	1246	08122019	289053	75.29	08/09/2019	INV	PD	Pre-employment physicals
11228	22005713	02/05/2020	12723	022120	292889	75.29	02/21/2020	INV	PD	Pre-employment physical
11388	22006085	02/20/2020	12887	022820	293058	75.29	02/28/2020	INV	PD	Pre-employment physical
11280	22006273	01/29/2020	12776	022520	292952	75.29	02/28/2020	INV	PD	Pre-Employment physical
5694	22003193	10/09/2019	6190	10312019	290851	75.29	10/31/2019	INV	PD	Pre-employment physical
2474	22001588	07/31/2019	2587	09062019	289522	238.03	09/06/2019	INV	PD	Pre-employment physicals

DOCUMENT	P.O.	INV DATE	VOUCHER	CHECK RUN	CHECK #	INVOICE NET	DUE DATE	TYPE	STS	INVOICE DESCRIPTION
3203	22002372	08/22/2019	3329	09202019	289828	75.29	09/20/2019	INV	PD	Pre-employment phyiscal
5691	22002290	08/14/2019	6187	10312019	290851	75.29	10/31/2019	INV	PD	Pre-employment physical
1185	22001559	07/23/2019	1247	08122019	289053	75.29	08/09/2019	INV	PD	Pre-employment physicals
11225	22005355	02/05/2020	12720	022120	292889	75.29	02/21/2020	INV	PD	Pre-Employment physical
5697	22003020	09/24/2019	6193	10312019	290851	75.29	10/31/2019	INV	PD	Pre-employment physical
5698	22003014	09/24/2019	6194	10312019	290851	75.29	10/31/2019	INV	PD	Pre-employment physical
5699	22003013	09/25/2019	6195	10312019	290851	75.29	10/31/2019	INV	PD	Pre-employment physical
3202	22002289	09/05/2019	3328	09202019	289828	75.29	09/20/2019	INV	PD	Pre-employment physical
2473	22001588	08/01/2019	2586	09062019	289522	238.03	09/06/2019	INV	PD	Pre-employment physicals
5695	22003192	10/03/2019	6191	10312019	290851	75.29	10/31/2019	INV	PD	Pre-employment physical
8913	22004825	12/17/2019	10332	01072020	291962	75.29	01/03/2020	INV	PD	Pre-employment physical
1176	22001558	07/22/2019	1238	08122019	289053	75.29	08/09/2019	INV	PD	Pre-employment physical
1174	22001562	07/22/2019	1236	08122019	289053	75.29	08/09/2019	INV	PD	Pre-employment physical
5690	22002291	08/21/2019	6186	10312019	290851	75.29	10/31/2019	INV	PD	Pre-employment physical
5689	22002360	08/14/2019	6185	10312019	290851	75.29	10/31/2019	INV	PD	Pre-employment physical
8914	22004802	12/16/2019	10333	01072020	291962	75.29	01/03/2020	INV	PD	Pre-employment physical
5946	22001652	10/03/2019	6452	110419	290893	404.36	11/08/2019	INV	PD	3-part Rabies Vac. Series
8912	22004757	12/17/2019	10331	01072020	291962	75.29	01/03/2020	INV	PD	Pre-employment physical
11220	22005356	01/29/2020	12716	022120	292889	75.29	02/21/2020	INV	PD	Pre-Employment physical
11223	22005718	02/05/2020	12718	022120	292889	75.29	02/21/2020	INV	PD	Pre-employment physical
5701	22002664	09/06/2019	6197	10312019	290851	75.29	10/31/2019	INV	PD	Pre-employment physical
11387	22006059	02/20/2020	12886	022820	293058	75.29	02/28/2020	INV	PD	Pre-employment physical
324	22001205	06/26/2019	346	072319jd	288647	75.29	07/26/2019	INV	PD	Pre-employment physical
5696	22003191	10/09/2019	6192	10312019	290851	75.29	10/31/2019	INV	PD	Pre-employment physical
5687	22002292	08/21/2019	6183	10312019	290851	75.29	10/31/2019	INV	PD	Pre-employment physical
11232	22005706	02/06/2020	12727	022120	292889	75.29	02/21/2020	INV	PD	Pre-employment physical
5693	22001685	07/31/2019	6189	10312019	290851	75.29	10/31/2019	INV	PD	Pre-employment physical
5688	22002298	08/21/2019	6184	10312019	290851	75.29	10/31/2019	INV	PD	Pre-employment physical
5686	22002361	08/15/2019	6182	10312019	290851	75.29	10/31/2019	INV	PD	Pre-employment physical
8916	22004054	11/19/2019	10335	01072020	291962	75.29	01/03/2020	INV	PD	Pre-employment physical
1182	22001560	07/23/2019	1245	08122019	289053	75.29	08/09/2019	INV	PD	Pre-employment physicals
1175	22001555	07/23/2019	1237	08122019	289053	75.29	08/09/2019	INV	PD	Pre-employment physical
5692	22002282	08/21/2019	6188	10312019	290851	75.29	10/31/2019	INV	PD	Pre-employment physical
1165	22001598	07/22/2019	1227	08122019	289053	75.29	08/09/2019	INV	PD	Pre-employment physical
11389	22006086	02/19/2020	12888	022820	293058	75.29	02/28/2020	INV	PD	Pre-employment physical
11219	22004758	12/31/2019	12714	022120	292889	75.29	02/21/2020	INV	PD	Pre-employment physical
11230	22005705	02/06/2020	12725	022120	292889	75.29	02/21/2020	INV	PD	Pre-employment physical
8915	22003930	11/05/2019	10334	01072020	291962	75.29	01/03/2020	INV	PD	Pre-Employment physical
11226	22005712	02/06/2020	12721	022120	292889	75.29	02/21/2020	INV	PD	Pre-employment physical
5685	22002620	09/10/2019	6181	10312019	290851	75.29	10/31/2019	INV	PD	Pre-employment physical
8910	22003645	10/24/2019	10329	01072020	291962	75.29	01/03/2020	INV	PD	Pre-employment physical
8911	22003683	10/24/2019	10330	01072020	291962	75.29	01/03/2020	INV	PD	Pre-employment physical
11227	22005711	02/05/2020	12722	022120	292889	75.29	02/21/2020	INV	PD	Pre-employment physical
8917	22004756	12/17/2019	10336	01072020	291962	112.94	01/03/2020	INV	PD	Pre-employment physical
1177	22001597	07/23/2019	1239	08122019	289053	75.29	08/09/2019	INV	PD	Pre-employment physical
5684	22002373	08/15/2019	6180	10312019	290851	112.94	10/31/2019	INV	PD	Pre-employment physical
5702	22002639	09/06/2019	6198	10312019	290851	75.29	10/31/2019	INV	PD	Pre-employment physical
10036	22003865	12/11/2019	11501	01312020	292444	75.29	01/31/2020	INV	PD	Pre-Employment physicals
1163	22001559	07/23/2019	1225	08122019	289053	75.29	08/09/2019	INV	PD	Pre-employment physicals
2462	22001588	07/31/2019	2574	09062019	289522	238.03	09/06/2019	INV	PD	Pre-employment physicals
						5,679.14				
11278 PRECISION HYDRAULIC TECH										
1807	22001938	08/14/2019	1894	08232019	289275	363.32	08/23/2019	INV	PD	REPAIR TAILGATE CYLINDER

DOCUMENT	P.O.	INV DATE	VOUCHER	CHECK RUN	CHECK #	INVOICE NET	DUE DATE	TYPE	STS	INVOICE DESCRIPTION
1809	22001939	08/14/2019	1896	08232019	289275	462.31	08/23/2019	INV	PD	REPAIR MASS IN & OUT CYLI
1805	22001935	08/14/2019	1892	08232019	289275	357.48	08/23/2019	INV	PD	REPAIR TWO CYLINDERS FOR
1804	22001937	08/14/2019	1891	08232019	289275	480.67	08/23/2019	INV	PD	REPAIR MASS UP & DOWN CYL
1806	22001935	08/14/2019	1893	08232019	289275	357.48	08/23/2019	INV	PD	REPAIR TWO CYLINDERS FOR
3632	22002849	09/18/2019	3761	09252019	289949	478.53	09/27/2019	INV	PD	REPAIR IN/OUT CYLINDER FO
9322	22005048	01/08/2020	10755	01142020	292061	723.18	01/17/2020	INV	PD	REPAIR COMPACT CYLINDER S
9671	22005046	01/08/2020	11115	01242020	292260	495.55	01/24/2020	INV	PD	REPAIR COMPACT CYLINDERS
9670	22005046	01/08/2020	11114	01242020	292260	495.55	01/24/2020	INV	PD	REPAIR COMPACT CYLINDERS
9669	22005047	01/08/2020	11113	01242020	292260	766.75	01/24/2020	INV	PD	REPAIR CYLINDERS SW #1539
12014	22006383	03/04/2020	13529	031020	293227	1,037.80	03/13/2020	INV	PD	REPAIR CYLINDERS FOR SW #
12015	22006224	03/04/2020	13530	031020	293227	819.46	03/13/2020	INV	PD	REPAIR COMPACT CYLINDERS
12018	22006224	03/04/2020	13533	031020	293227	819.46	03/13/2020	INV	PD	REPAIR COMPACT CYLINDERS
						7,657.54				
11294 CANNON COCHRAN MANAGEMENT										
112	22000451	06/30/2019	119	072219LO	288584	863.00	07/19/2019	INV	PD	MANAGEMENT OF WORKERS COM
1494	22000451	07/31/2019	1570	08162019	289114	1,008.63	08/16/2019	INV	PD	MANAGEMENT OF WORKERS COM
3176	22000451	08/31/2019	3302	09202019	289711	1,154.26	09/20/2019	INV	PD	MANAGEMENT OF WORKERS COM
10161	22000451	09/30/2019	11630	01312020	292392	3,977.35	01/31/2020	INV	PD	MANAGEMENT OF WORKERS COM
4584	22000451	09/30/2019	4754	10112019	290309	436.89	10/11/2019	INV	PD	MANAGEMENT OF WORKERS COM
6837	22000451	10/31/2019	7365	11222019	291153	1,299.89	11/22/2019	INV	PD	MANAGEMENT OF WORKERS COM
7827	22000451	11/30/2019	8659	12202019	291671	3,597.63	12/20/2019	INV	PD	MANAGEMENT OF WORKERS COM
10159	22000451	12/31/2019	11628	01312020	292392	1,995.69	01/31/2020	INV	PD	MANAGEMENT OF WORKERS COM
11249	22000451	01/31/2020	12744	022120	292820	582.53	02/21/2020	INV	PD	MANAGEMENT OF WORKERS COM
12164	22000451	02/29/2020	13682	031320	293269	1,445.53	03/13/2020	INV	PD	MANAGEMENT OF WORKERS COM
						16,361.40				
11317 ADVANCE AUTO PARTS										
1073	22001606	07/30/2019	1131	08082019	288931	99.24	08/09/2019	INV	PD	A/C Dye for leak detectio
33	22020146	03/04/2019	36	07152019	288547	238.29	07/19/2019	INV	PD	NEED TO RESTOCK FILTERS F
488	22020294	06/26/2019	519	072619LO	288727	1,183.06	07/26/2019	INV	PD	ALTERNATOR NOT CHARGING A
806	22001286	07/17/2019	848	08022019	288852	272.46	08/02/2019	INV	PD	DEAD BATTERY NOT CHARGING
10627	22001346	07/19/2019	12110	021420	292661	1,688.26	02/14/2020	INV	PD	RESTOCK BATTERY FOR F/D
1053	22001657	07/29/2019	1110	08082019	288931	265.42	08/09/2019	INV	PD	converter on m-7 is not w
1662	22001759	07/30/2019	1741	08162019	289099	187.40	08/16/2019	INV	PD	windshield wipers need to
1842	22001742	07/31/2019	1930	08232019	289214	119.24	08/23/2019	INV	PD	PARTS NEEDED TO REPAIR UN
1843	22001789	07/31/2019	1931	08232019	289214	363.96	08/23/2019	INV	PD	FLOOR DRY TO CLEAN UP SHO
1669	22001283	07/31/2019	1748	08162019	289099	430.93	08/16/2019	INV	PD	restock for service
1675	22001817	07/31/2019	1754	08162019	289099	422.18	08/16/2019	INV	PD	M-9med A/C COMPRESSOR BAD
3165	22001918	08/05/2019	3289	09202019	289694	11.95	09/20/2019	INV	PD	REPLACE BROKEN HORN ON ST
1670	22001868	08/06/2019	1749	08162019	289099	469.40	08/16/2019	INV	PD	RESTOCK OIL AND AIR FILTE
3161	22001970	08/06/2019	3285	09202019	289694	216.36	09/20/2019	INV	PD	GLOVES FOR VARIOUS JOBS I
1745	22002024	08/08/2019	1826	08162019	289099	28.28	08/16/2019	INV	PD	Parts to repair Fuel line
1636	22001526	08/08/2019	1715	08162019	289099	937.93	08/16/2019	INV	PD	restock battery for all P
1634	22002055	08/09/2019	1712	08162019	289099	192.08	08/16/2019	INV	PD	2017-DODGE DURANGOS
2313	22002084	08/09/2019	2421	08302019	289332	147.58	08/30/2019	INV	PD	M-7 DODGE
1848	22002077	08/09/2019	1936	08232019	289214	137.00	08/23/2019	INV	PD	New battery and serpentin
10218	22002095	08/12/2019	11688	020420	292455	581.61	02/07/2020	INV	PD	2013-DODGE CHARGERS
1659	22002101	08/12/2019	1738	08162019	289099	9.82	08/16/2019	INV	PD	pressure washer wand fitt
1872	22002143	08/13/2019	1961	08232019	289214	113.86	08/23/2019	INV	PD	UNIT-1602 DODGE CHARGER
1874	22002152	08/13/2019	1964	08232019	289214	185.29	08/23/2019	INV	PD	UNIT-812 DODGE/ RADITATO
1849	22002132	08/13/2019	1937	08232019	289214	68.24	08/23/2019	INV	PD	REPLACE BROKEN NUTS & STU
1875	22002196	08/14/2019	1965	08232019	289214	401.97	08/23/2019	INV	PD	units-F-15/F-2/F-20 FORDS

DOCUMENT	P.O.	INV DATE	VOUCHER	CHECK RUN	CHECK #	INVOICE NET	DUE DATE	TYPE	STS	INVOICE DESCRIPTION
1839	22002191	08/14/2019	1927	08232019	289214	76.68	08/23/2019	INV	PD	A/C LINES TO REPLACE LEAK
3792	22002349	08/20/2019	3928	09302019	289999	18.06	09/27/2019	INV	PD	REPLACEMENT SEALS FOR BRU
2669	22002374	08/22/2019	2785	09122019	289533	32.79	09/13/2019	INV	PD	p/d unit 96 need blower m
2668	22002393	08/22/2019	2784	09122019	289533	27.49	09/13/2019	INV	PD	MED-1 DODGE A/C HOSE
12188	22002418	08/22/2019	13706	031320	293260	103.17	03/13/2020	INV	PD	REPLACEMENT BATTERY FOR U
3665	22002476	08/26/2019	3796	09302019	289999	623.96	09/27/2019	INV	PD	F-2/F21/E-64 NEED BATTER
2359	22002375	08/26/2019	2467	08302019	289332	24.09	08/30/2019	INV	PD	Air Hose and Fitting.
2672	22002517	08/27/2019	2788	09122019	289533	189.36	09/13/2019	INV	PD	RESTOCK FOR PFA (TH
3018	22002553	08/29/2019	3137	09202019	289694	155.99	09/20/2019	INV	PD	F-34 NEEDS BATTERY (TH)
3174	22002565	08/29/2019	3300	09202019	289694	179.54	09/20/2019	INV	PD	REPLACEMENT BATTERIES FOR
3169	22002571	08/30/2019	3295	09202019	289694	221.08	09/20/2019	INV	PD	REPLACE BATTERIES ON UNIT
3170	22002592	08/30/2019	3296	09202019	289694	730.96	09/20/2019	INV	PD	REPLACE WORN BATTERIES WT
10217	22002623	08/30/2019	11687	020420	292455	7.64	02/07/2020	INV	PD	MED-1 A/C FITTING LEAKING
3811	22002362	09/04/2019	3947	09302019	289999	685.69	09/27/2019	INV	PD	REPLACE LIGHTS AND WIPER
4315	22002777	09/10/2019	4478	10102019	290224	59.76	10/11/2019	INV	PD	SUPPLIES NEEDED FOR GARAG
3367	22002834	09/10/2019	3495	09202019	289694	334.80	09/20/2019	INV	PD	RESTOCK WIPERS FOR 20019-
10284	22002857	09/11/2019	11756	020420	292455	137.90	02/07/2020	INV	PD	DEF fluid for all FD dies
3422	22002836	09/12/2019	3550	09242019	289858	27.24	09/20/2019	INV	PD	UNIT-953 NEEDS WIPERS AND
3339	22002912	09/13/2019	3467	09202019	289694	18.22	09/20/2019	INV	PD	UNIT-955 FORD FUSION NEED
10283	22002722	09/13/2019	11755	020420	292455	213.99	02/07/2020	INV	PD	M-7 needs battery disconn
10223	22002913	09/13/2019	11693	020420	292455	103.84	02/07/2020	INV	PD	UNIT 91 CHEVY EQUINOX
10213	22002926	09/13/2019	11683	020420	292455	24.40	02/07/2020	INV	PD	MED-1 DODGE NEEDS HEADLIG
10216	22002938	09/13/2019	11686	020420	292455	16.67	02/07/2020	INV	PD	MED-6 NEEDS A/C HOSE
5261	22002914	09/16/2019	5746	10212019	290494	198.48	10/18/2019	INV	PD	REPLACE BELTS AND PULLEY
4210	22002953	09/16/2019	4369	10042019	290107	69.00	10/04/2019	INV	PD	NORTHSIDE GENERATORNEEDS
10210	22002976	09/17/2019	11680	020420	292455	118.99	02/07/2020	INV	PD	Battery for Water Departm
10209	22002975	09/17/2019	11679	020420	292455	98.98	02/07/2020	INV	PD	Upstream O2 sensor for Wa
3439	22002886	09/18/2019	3568	09242019	289858	343.79	09/20/2019	INV	PD	REPLACE BRAKES AND PADS F
4930	22003039	09/19/2019	5408	10172019	290432	695.48	10/18/2019	INV	PD	PARTS NEEDED TO REPAIR WW
3823	22003145	09/23/2019	3959	09302019	289999	141.28	09/27/2019	INV	PD	A/C hose +(fittings) comp
4929	22003148	09/27/2019	5407	10172019	290432	412.47	10/18/2019	INV	PD	REPLACE BRAKES FOR GARAGE
4250	22003210	09/25/2019	4410	10102019	290224	23.50	10/11/2019	INV	PD	UNIT-1412 NEEDS SERVICE(T
4252	22003220	09/25/2019	4412	10102019	290224	139.35	10/11/2019	INV	PD	1606 needs new starter DM
5200	22003207	09/26/2019	5683	10212019	290494	302.26	10/18/2019	INV	PD	REPLACE WIPER BLADES, MUD
5202	22003216	09/27/2019	5685	10212019	290494	68.44	10/18/2019	INV	PD	REPLACEMENT BLEND DOOR AC
4128	22003309	09/30/2019	4268	10042019	290107	224.19	10/04/2019	INV	PD	UNIT-1606 NEEDS BRAKES(TH
5198	22003347	10/01/2019	5681	10212019	290494	132.54	10/18/2019	INV	PD	REPLACE BATTERY ON DE #13
4209	22003365	10/02/2019	4368	10042019	290107	267.98	10/04/2019	INV	PD	UNITS-1701/1703NEEDS BATT
4302	22003431	10/03/2019	4465	10102019	290224	113.86	10/11/2019	INV	PD	UNIT=1308 NEEDS BELT(TH)P
10344	22003437	10/03/2019	11816	020420	292455	421.85	02/07/2020	INV	PD	REPLACE BRAKE PADS, BELTS
5265	22003427	10/03/2019	5750	10212019	290494	140.89	10/18/2019	INV	PD	REPLACE FUEL PUMP AND FIL
5201	22003473	10/04/2019	5684	10212019	290494	40.29	10/18/2019	INV	PD	REPLACE REAR BRAKE PADS W
5546	22003513	10/07/2019	6039	10252019	290649	49.50	10/25/2019	INV	PD	REFIL BULK OF WASHER FLUI
4484	22003516	10/07/2019	4654	10112019	290294	133.99	10/11/2019	INV	PD	MED-9 NEEDS BATTERY(TH)
6245	22003521	10/07/2019	6761	11122019	290972	89.77	11/08/2019	INV	PD	BATTERY NEEDED FOR WATER
4581	22003495	10/07/2019	4752	10112019	290294	144.24	10/11/2019	INV	PD	SUPPLIES FOR SIGNS IN THE
5164	22003532	10/08/2019	5646	10172019	290432	129.99	10/18/2019	INV	PD	RESTOCK FOR PFA(TH) P/D1/
4518	22003543	10/08/2019	4689	10112019	290294	100.24	10/11/2019	INV	PD	Shuttle Cart supplies for
5163	22003557	10/09/2019	5645	10172019	290432	167.40	10/18/2019	INV	PD	RESTOCK FOR DODGE CHARGER
5151	22003542	10/09/2019	5633	10172019	290432	433.51	10/18/2019	INV	PD	Replace filter stock for
5204	22003520	10/09/2019	5688	10212019	290494	710.19	10/18/2019	INV	PD	REPLACE BRAKE SYSTEM PARK
5156	22003558	10/10/2019	5638	10172019	290432	345.68	10/18/2019	INV	PD	Replace filter stock for
5350	22003655	10/14/2019	5837	10212019	290494	248.19	10/18/2019	INV	PD	unit-1308 needs fuel pump
5351	22003660	10/14/2019	5838	10212019	290494	133.99	10/18/2019	INV	PD	F-19 NEEDS BATTERY(TH)F//
5541	22003656	10/14/2019	6034	10252019	290649	412.47	10/25/2019	INV	PD	REPLACE BRAKE SYSTEM PARK

DOCUMENT	P.O.	INV DATE	VOUCHER	CHECK RUN	CHECK #	INVOICE NET	DUE DATE	TYPE	STS	INVOICE DESCRIPTION
5547	22003717	10/16/2019	6040	10252019	290649	202.49	10/25/2019	INV	PD	REPLACEMENT BATTERY FOR U
5560	22003776	10/18/2019	6053	10252019	290649	401.97	10/25/2019	INV	PD	F-34/F-20 M-2 NEEDS BATTE
5521	22003777	10/18/2019	6013	10252019	290649	28.79	10/25/2019	INV	PD	A-6 service chamber leaki
7095	22003785	10/21/2019	7633	11262019	291309	387.21	11/29/2019	INV	PD	REPLACE BRAKE SYSTEM PARK
6240	22003706	10/21/2019	6756	11122019	290972	38.74	11/08/2019	INV	PD	REPLACE EMERGENCY BRAKE C
10219	22003848	10/22/2019	11689	020420	292455	113.86	02/07/2020	INV	PD	RESTOCK FOR PFA(TH) P/D
6228	22003880	10/24/2019	6744	11122019	290972	111.38	11/08/2019	INV	PD	REPLACE MASTER CYLINDER A
5819	22003823	10/24/2019	6316	10312019	290757	72.78	10/31/2019	INV	PD	REPLACE TUBES OF SILICONE
6265	22003980	10/29/2019	6782	11122019	290972	24.83	11/08/2019	INV	PD	Need ac oil/dye to find l
6225	22004034	10/30/2019	6741	11122019	290972	87.50	11/08/2019	INV	PD	HOSE ASSEMBLIES NEEDED FO
6385	22004070	10/31/2019	6904	11142019	291014	423.97	11/15/2019	INV	PD	UNITS-1705,1307,1301 NEED
6976	22004109	11/01/2019	7510	11222019	291243	20.49	11/22/2019	INV	PD	REPLACE OIL PRESSURE SWIT
6344	22004077	11/05/2019	6862	11142019	291014	18.99	11/15/2019	INV	PD	Trailer 2 needs new brake
6979	22004152	11/05/2019	7514	11222019	291243	62.64	11/22/2019	INV	PD	SUPPLIES NEEDED FOR GARAG
10222	22004201	11/06/2019	11692	020420	292455	456.36	02/07/2020	INV	PD	ENG-3 NEEDS BATTERIES(TH)
10285	22003835	11/11/2019	11757	020420	292455	452.38	02/07/2020	INV	PD	L-1 needs new voltage reg
6958	22004316	11/14/2019	7489	11222019	291243	88.99	11/22/2019	INV	PD	D-2 needs new battery FD
6960	22004329	11/14/2019	7491	11222019	291243	455.93	11/22/2019	INV	PD	REPLACE BROKEN PARTS SW #
6961	22004335	11/14/2019	7492	11222019	291243	33.00	11/22/2019	INV	PD	WASHER FLUID NEEDED FOR V
7118	22004360	11/15/2019	7657	11262019	291309	147.32	11/29/2019	INV	PD	UNITS-1410/1411 NEEDS WIP
6794	22004362	11/15/2019	7320	11222019	291146	9.42	11/22/2019	INV	PD	UNITS 1410/1411 NEEDS SER
7335	22004438	11/20/2019	7882	12032019	291390	18.64	12/06/2019	INV	PD	PD 1411 & FD F21 need tir
7247	22004441	11/20/2019	7789	12032019	291390	96.53	12/06/2019	INV	PD	Diesel Exhaust Fluid for
7249	22004446	11/20/2019	7791	12032019	291390	20.94	12/06/2019	INV	PD	F15 needs new switches fo
8799	22004464	11/21/2019	10215	01072020	291852	26.58	01/03/2020	INV	PD	REPLACEMENT WIRRING KIT F
7859	22003879	11/21/2019	8691	12202019	291662	7,862.49	12/20/2019	INV	PD	Tire Changer & Kit - PFA
7686	22004449	11/25/2019	8241	12122019	291565	468.54	12/13/2019	INV	PD	MATERIAL NEEDED FOR VARIO
8801	22004354	11/25/2019	10219	01072020	291852	510.02	01/03/2020	INV	PD	BRAKE FLUID NEEDED FOR WA
7860	22003878	11/21/2019	8692	12202019	291662	6,768.98	12/20/2019	INV	PD	1400A Wheel Balancer
8287	22004656	12/04/2019	9702	12272019	291760	304.33	12/27/2019	INV	PD	REPLACEMENT PARTS FOR UNI
8288	22003963	12/05/2019	9703	12272019	291760	70.75	12/27/2019	INV	PD	Parts for Safety Manager
7652	22004701	12/05/2019	8207	12122019	291565	124.38	12/13/2019	INV	PD	RESTOCK FOR PFA(BM)
8053	22004725	12/06/2019	9458	12202019	291662	623.96	12/20/2019	INV	PD	UNITS-73,1513,1607,SWAT V
8107	22004731	12/06/2019	9513	12202019	291662	616.35	12/20/2019	INV	PD	Replace filter stock for
8106	22004732	12/06/2019	9512	12202019	291662	91.17	12/20/2019	INV	PD	F-5 NEEDS TOW HITCH(TL)F/
8105	22004736	12/06/2019	9510	12202019	291662	352.05	12/20/2019	INV	PD	RESTOCK FOR ALL P/D CHARG
8800	22004764	12/09/2019	10217	01072020	291852	282.33	01/03/2020	INV	PD	REPLACEMENT BATTERY / STA
8096	22004909	12/13/2019	9501	12202019	291662	135.42	12/20/2019	INV	PD	MED-402 NEEDS BACK UP ALA
9359	22004947	12/16/2019	10793	01212020	292097	107.38	01/17/2020	INV	PD	LIGHTS NEEDED TO REPAIR S
11224	22005337	02/14/2020	12719	022120	292809	350.38	02/21/2020	INV	PD	STOCK OIL AND AIR FILTERS
11123	22005573	02/14/2020	12616	022120	292809	209.90	02/21/2020	INV	PD	RESTOCK FOR ALL DODGE CHA
11221	22006228	02/19/2020	12715	022120	292809	348.36	02/21/2020	INV	PD	LADDER-2 NEEDS BATTERS(TH
11272	22006274	02/20/2020	12768	022520	292901	430.04	02/28/2020	INV	PD	RESTOCK FOR DODGE CHARGER
11588	22006351	02/25/2020	13094	022820	292961	109.52	02/28/2020	INV	PD	PD filters for stock DM
11585	22006300	02/25/2020	13091	022820	292961	105.75	02/28/2020	INV	PD	FD filters for stock
11890	22006453	03/03/2020	13402	031020	293162	44.04	03/10/2020	INV	PD	Supplies for Community Se
12728	22006856	03/18/2020	14263	032420	293502	39.16	03/27/2020	INV	PD	F-22 NEEDS HEADLIGHT(TH)F
12786	22006857	03/18/2020	14319	032720	293561	6.28	03/27/2020	INV	PD	Oil filters for PD unit 1
12961	22007091	03/26/2020	14499	03312020	293648	239.98	03/31/2020	INV	PD	Freon for PD units
12965	22007092	03/26/2020	14503	03312020	293648	966.07	03/31/2020	INV	PD	PD unit battery restock D
12964	22007117	03/27/2020	14502	03312020	293648	12.89	03/31/2020	INV	PD	F24 fuel cap
31	22020145	05/31/2019	34	07152019	288547	110.39	07/19/2019	INV	PD	NEED A CAN OF R-134A FREO
342	22001160	07/17/2019	365	072519LO	288691	249.84	07/26/2019	INV	PD	RESTOCK WIPER BLADES AND
351	22020019	06/26/2019	374	072619LO	288727	660.81	07/26/2019	INV	PD	FUEL PUMP IS BAD.

DOCUMENT	P.O.	INV DATE	VOUCHER	CHECK RUN	CHECK #	INVOICE NET	DUE DATE	TYPE	STS	INVOICE DESCRIPTION
						45,841.20				
11318 QUALITY TOWING										
1443	22000624	08/08/2019	1516	08162019	289184	349.87	08/16/2019	INV	PD	COST TO TOW SOLID WASTE V
2565	22002078	08/24/2019	2678	09062019	289514	349.87	09/06/2019	INV	PD	Towing services for Solid
2774	22002078	09/03/2019	2890	09122019	289637	349.87	09/13/2019	INV	PD	Towing services for Solid
3873	22002078	09/21/2019	4010	10012019	290094	403.70	10/04/2019	INV	PD	Towing services for Solid
5336	22002078	10/11/2019	5822	10212019	290564	349.87	10/18/2019	INV	PD	Towing services for Solid
5338	22002078	10/11/2019	5824	10212019	290564	527.50	10/18/2019	INV	PD	Towing services for Solid
5414	22003755	10/19/2019	5903	10222019	290598	242.22	10/25/2019	INV	PD	Move parked vehicles on A
6493	22003866	11/07/2019	7013	11142019	291108	201.31	11/15/2019	INV	PD	On call towing services f
7565	22004719	12/05/2019	8117	12112019	291531	215.30	12/13/2019	INV	PD	Tow Transit unit #50 from
7717	22003866	12/10/2019	8272	12132019	291623	269.13	12/13/2019	INV	PD	On call towing services f
10191	22003866	01/08/2020	11661	01312020	292439	269.13	01/31/2020	INV	PD	On call towing services f
11760	22003866	02/25/2020	13269	032020	293115	312.19	03/06/2020	INV	PD	On call towing services f
						3,839.96				
11319 FIRE SAFETY ASSOCIATION LLC										
11673	22006023	02/13/2020	13180	03032020	28501	118.08	03/06/2020	INV	PD	Inspection of ire hood at
12211	22006149	03/03/2020	13730	03132020	28509	429.77	03/13/2020	INV	PD	Resetting of the fire hoo
						547.85				
11348 TEINERT METALS, INC.										
5755	22003375	10/10/2019	6252	10312019	290853	1,281.23	10/31/2019	INV	PD	MATERIALS FOR SOLAR PANEL
6022	22003969	10/31/2019	6533	110719	290960	2,387.39	11/08/2019	INV	PD	MATERIAL NEEDED FOR THE R
						3,668.62				
11350 GLOBAL EQUIPMENT CO.,INC.										
958	22001971	02/22/2019	1011	08082019	288953	110.75	08/09/2019	INV	PD	First Aid Kits - Water, D
1835	22002225	08/14/2019	1923	08232019	289245	287.43	08/23/2019	INV	PD	Safety apparel for this h
1836	22002225	08/15/2019	1924	08232019	289245	30.76	08/23/2019	INV	PD	Safety apparel for this h
3483	22001953	08/16/2019	3612	09242019	289883	1,798.50	09/20/2019	INV	PD	Storage Shed For Faciliti
2279	22002225	08/16/2019	2385	08302019	289351	161.56	08/30/2019	INV	PD	Safety apparel for this h
2993	22002495	08/28/2019	3112	09202019	289756	108.05	09/20/2019	INV	PD	Safety apparel for this h
3449	22002786	09/09/2019	3578	09242019	289884	83.95	09/20/2019	INV	PD	Brooms & Handles for Depa
3045	22002786	09/10/2019	3165	09202019	289756	75.40	09/20/2019	INV	PD	Brooms & Handles for Depa
4887	22002786	09/26/2019	5363	10162019	290423	53.10	10/18/2019	INV	PD	Brooms & Handles for Depa
5427	22003526	10/09/2019	5918	10252019	290711	89.32	10/25/2019	INV	PD	Tarps for Giveaway Day @
6256	22003526	10/08/2019	6773	11122019	290999	525.00	11/08/2019	INV	PD	Tarps for Giveaway Day @
6877	22004370	11/15/2019	7406	11222019	291169	50.90	11/22/2019	INV	PD	Pump for soap on 50 gal d
10769	22004404	11/27/2019	12257	021420	292705	2,021.35	02/14/2020	INV	PD	storage racks for lumber
9502	22005191	01/02/2020	10906	01212020	292133	405.95	01/17/2020	INV	PD	Workbench to mount Vise
9744	22005574	01/21/2020	11190	01242020	292220	253.90	01/24/2020	INV	PD	Shelf for new inventory i
10112	22005670	01/27/2020	11579	01312020	292406	161.90	01/31/2020	INV	PD	Replace shelving in wareh
11171	22005670	02/06/2020	12665	022120	292847	146.90	02/21/2020	INV	PD	Replace shelving in wareh
11781	22006461	02/28/2020	13290	030620	293138	372.82	03/06/2020	INV	PD	Magentic Sweepers for Cle
						6,737.54				
11364 ONE FIFTYS LLC										
4040	22020147	06/09/2019	4181	10042019	290184	100.00	10/04/2019	INV	PD	TINT 2 FRONT DOORS ON NEW

DOCUMENT	P.O.	INV DATE	VOUCHER	CHECK RUN	CHECK #	INVOICE NET	DUE DATE	TYPE	STS	INVOICE DESCRIPTION
10447	22003316	02/01/2020	11924	020720	292604	242.20	02/07/2020	INV	PD	Window Tint on unit 1412
						342.20				
11367 MICHELLE GRANGER										
5804		10/29/2019	6300	10312019	290806	12.00	10/31/2019	INV	PD	traveled to Roswell,NM fo
11429 SOUTHWEST TRAINING CONSLT										
4528	22002456	08/23/2019	4698	10112019	290369	4,466.70	10/11/2019	INV	PD	Development Center w/3 co
4527	22002521	10/03/2019	4697	10112019	290369	4,255.00	10/11/2019	INV	PD	Development of CPD Sgt Pr
6822	22003761	11/11/2019	7349	11222019	291224	2,125.50	11/22/2019	INV	PD	Development of CPD Detect
11316	22005385	02/09/2020	12814	022520	292949	4,255.00	02/28/2020	INV	PD	Development of CPD Sgt Pr
11314	22005386	02/09/2020	12812	022520	292949	10,637.50	02/28/2020	INV	PD	2020 CPD Lt/Capt Promotio
						25,739.70				
11453 FRANK JURCZAK										
10351		01/09/2020	11824	020420	292501	25.00	02/07/2020	INV	PD	Reimb For National EMT Re
10023		01/09/2020	11483	012820	292312	44.00	01/31/2020	INV	PD	Reimburse for NM Applican
12515		03/18/2020	14041	032020	293424	12.00	03/20/2020	INV	PD	Travel to Albuquerque NM
						81.00				
11471 DEVON STINSON										
2108		08/21/2019	2210	082319	289443	60.00	08/23/2019	INV	PD	Travel to Hobbs NM
4139	22002477	10/01/2019	4281	10042019	290143	290.00	10/04/2019	INV	PD	Per Diem - Advance Search
						350.00				
11473 DAVID TESTA										
10492		02/04/2020	11971	020720	292572	12.00	02/07/2020	INV	PD	Travel to Hobbs NM
11576	22004519	02/28/2020	13081	022820	292988	200.00	02/28/2020	INV	PD	Per Diem - Special Olympi
3055		09/12/2019	3175	09202019	289735	12.00	09/20/2019	INV	PD	Travel to Ruidoso NM
						224.00				
11475 EMSRX										
3145	22001400	09/09/2019	3270	09202019	289745	8,000.00	09/20/2019	INV	PD	Monthly Payments for Medi
8272	22001400	12/06/2019	9687	12272019	291793	2,000.00	12/27/2019	INV	PD	Monthly Payments for Medi
11234	22001400	02/19/2020	12728	022120	292842	4,000.00	02/21/2020	INV	PD	Monthly Payments for Medi
						14,000.00				
11476 RELEVANT SOLUTIONS LLC										
1770	22001257	08/01/2019	1854	08232019	289281	1,599.91	08/23/2019	INV	PD	Display and sensor for ma
11479 LIBRARY IDEAS LLC										
4062	22002538	08/29/2019	4203	10042019	290168	4,067.67	10/04/2019	INV	PD	VOX starter collection of
3110	22002538	08/29/2019	3233	09202019	289771	369.50	09/20/2019	INV	PD	VOX starter collection of
3548	22002915	09/11/2019	3677	09242019	289891	689.10	09/27/2019	INV	PD	VOX Standing Order - Eng
3547	22002915	09/11/2019	3676	09242019	289891	189.75	09/27/2019	INV	PD	VOX Standing Order - Eng
3555	22003016	09/13/2019	3684	09242019	289891	109.53	09/27/2019	INV	PD	3 VOX Reader books for co

DOCUMENT	P.O.	INV DATE	VOUCHER	CHECK RUN	CHECK #	INVOICE NET	DUE DATE	TYPE	STS	INVOICE DESCRIPTION
						5,425.55				
11488 JOEL DAMSCHOT										
10025		01/09/2020	11486	012820	292320	44.00	01/31/2020	INV	PD	Reimburse NM Applicant Fi
11510 IR CUSTOMS LLC										
7850	22002104	08/22/2019	8682	12202019	291710	1,288.24	12/20/2019	INV	PD	Fire Prevention Pencils
11529 WAC UPFITTERS LLC										
499	22001601	06/21/2019	530	072619LO	288769	732.89	07/26/2019	INV	PD	Troy Passenger Side Mount
5656	22003079	09/20/2019	6152	1028201	290753	3,515.76	10/31/2019	INV	PD	LED; Dual Color; Red/Whit
9583	22003078	12/31/2019	11022	01212020	292181	119,586.98	01/24/2020	INV	PD	5 complete upfits for 5 n
10362	22005274	01/09/2020	11836	020420	292548	1,146.08	02/07/2020	INV	PD	brake rotor,front brake p
						124,981.71				
11545 NIGHT OWL DREAMS										
8139	22004294	11/26/2019	9547	12202019	291728	337.50	12/20/2019	INV	PD	art pieces for museum gif
11549 TG										
2330		08/30/2019	2438	083019ms	289330	204.15	08/30/2019	INV	PD	Acct# 454-91-5681-Raquel
930		08/02/2019	983	080619MS	288926	213.89	08/06/2019	INV	PD	Garnishment-Raquel Leyva
1558		08/15/2019	1634	081619ms	289091	205.41	08/16/2019	INV	PD	Acct# 454-91-5681 - Raque
8078		12/20/2019	9483	Dec PR#2	1219	210.32	12/20/2019	INV	PD	Acct# 454-91-5681
7732		12/13/2019	8287	Dec PR#3	1141	17.32	12/13/2019	INV	PD	Acct# 454-91-5681
7457		12/06/2019	8007	Dec PR#1	1104	209.56	12/06/2019	INV	PD	Acct# 454-91-5681
8866		01/03/2020	10283	Jan PR#1	1301	92.99	01/03/2020	INV	PD	Acct# 454-91-5681
6296		11/08/2019	6814	Nov PR1	926	232.88	11/08/2019	INV	PD	Acct#454-91-5681
6930		11/22/2019	7460	Nov PR2	1015	205.33	11/22/2019	INV	PD	Acct# 454-91-5681
5599		10/25/2019	6093	Oct PR2	806	211.68	10/25/2019	INV	PD	Acct# 454-91-5681
4606		10/11/2019	4777	Oct PR#1	726	205.33	10/11/2019	INV	PD	ACCT# 454-91-5681
2887		09/13/2019	3004	09132019	289685	211.68	09/13/2019	INV	PD	Acct# 454-91-5681-Garnish
3760		09/27/2019	3895	09272019	289993	208.20	09/27/2019	INV	PD	Acct# 454-91-5681-Raquel
						2,428.74				
11551 RITZ SAFETY LLC										
12629	22006421	02/27/2020	14158	032020	28511	263.53	03/20/2020	INV	PD	Safety vests for clean-up
11555 MOON DOG PUBLISHING LLC										
9101	22003114	10/02/2019	10523	01102020	292000	1,614.69	01/10/2020	INV	PD	ad in nm museums & histor
11562 BRYAN CABRIALES										
6427	22003881	11/12/2019	6947	11142019	291026	437.00	11/15/2019	INV	PD	Per Diem - SWAT Training
11563 NATIONAL SAFETY COMPL INC										
6657	22004209	11/07/2019	7177	11152019	291134	516.00	11/15/2019	INV	PD	Safety Training Supplies

DOCUMENT	P.O.	INV DATE	VOUCHER	CHECK RUN	CHECK #	INVOICE NET	DUE DATE	TYPE	STS	INVOICE DESCRIPTION
11564 RAIN DECK, LLC										
599	22001114	07/19/2019	631	073119	288833	343.93	07/31/2019	INV	PD	Replacement nozzles for t
1361	22001624	07/23/2019	1428	08122019	289041	1,898.20	08/09/2019	INV	PD	Replacement tanks with pu
7066	22004371	11/20/2019	7603	11262019	291375	2,866.00	11/29/2019	INV	PD	Replacement holding tank
						5,108.13				
11572 JENNIFER CAMPBELL										
5737	22003451	10/29/2019	6233	10312019	290791	75.17	10/31/2019	INV	PD	Per Diem - 911 Center Sup
11620 AES INC.										
9406	22004000	11/04/2019	10840	01212020	292098	484.41	01/17/2020	INV	PD	Pump for Water Park
259	22000989	07/15/2019	278	072519LO	288692	3,006.00	07/26/2019	INV	PD	chemicals for water park
1599	22001116	07/29/2019	1675	08162019	289100	520.00	08/16/2019	INV	PD	Tools for plumber for tes
4574	22002758	09/23/2019	4745	10112019	290296	390.68	10/11/2019	INV	PD	gallon of algaecide
5630	22003361	10/21/2019	6126	10252019	290650	270.56	10/25/2019	INV	PD	waterpark parts and teste
5429	22001251	10/21/2019	5920	10252019	290650	1,605.00	10/25/2019	INV	PD	Service Call for Chlorina
10297	22005216	01/09/2020	11769	020420	292456	3,006.00	02/07/2020	INV	PD	chemicals
10298	22005216	01/13/2020	11770	020420	292456	1,783.01	02/07/2020	INV	PD	chemicals
						11,065.66				
11625 CECILIA COGGIN										
5742		10/29/2019	6238	10312019	290771	12.00	10/31/2019	INV	PD	Travel to Roswell NM
11648 WENDY D AUSTIN										
12479	22006507	03/11/2020	14005	032020	293495	347.58	03/20/2020	INV	PD	Travel - Safety Coord Adm
11463		02/26/2020	12966	022820	293069	7,456.28	02/28/2020	INV	PD	traveled to Santa Fe for
8345	22004904	12/20/2019	9761	12312019	291850	12.00	12/31/2019	INV	PD	Per Diem - Meeting with t
2105		08/21/2019	2206	082319	289463	12.00	08/23/2019	INV	PD	Travel to Albuquerque NM
						7,827.86				
11650 NM ASSOC OF CHIEFS OF										
12847	22005387	01/14/2020	14382	032720	293573	50.00	03/27/2020	INV	PD	Reg Fee for NM Assoc of C
6825	22000973	07/01/2019	7352	11222019	291190	250.00	11/22/2019	INV	PD	NM Association of Chiefs
						300.00				
11659 OHIO CHILD SUPPORT PYMT										
931		08/02/2019	984	080619MS	288919	85.93	08/06/2019	INV	PD	Child Support-Michael Hue
1559		08/15/2019	1635	081619ms	289084	85.93	08/16/2019	INV	PD	#7066297974 - Michael Hue
2331		08/30/2019	2439	083019ms	289325	85.93	08/30/2019	INV	PD	#7066297974-Michael Huett
8079		12/20/2019	9484	Dec PR#2	1211	322.03	12/20/2019	INV	PD	Acct# 7066297974
7458		12/06/2019	8008	Dec PR#1	1098	322.03	12/06/2019	INV	PD	Child support
10909		02/14/2020	12398	Feb PR#1	400226	394.17	02/14/2020	INV	PD	#7066297974
11517		02/28/2020	13020	Feb PR#2	400301	394.17	02/28/2020	INV	PD	#7066297974
8867		01/03/2020	10284	Jan PR#1	1295	322.03	01/03/2020	INV	PD	#7066297974
9545		01/17/2020	10983	Jan PR#2	400068	322.03	01/17/2020	INV	PD	#7066297974
10098		01/31/2020	11565	Jan PR#3	400140	394.17	01/31/2020	INV	PD	#7066297974
12256		03/13/2020	13776	Mar PR#1	400383	394.17	03/13/2020	INV	PD	Acct# 7066297974
12893		03/27/2020	14430	Mar PR#2	400456	394.17	03/27/2020	INV	PD	Acct# 7066297974

DOCUMENT	P.O.	INV DATE	VOUCHER	CHECK RUN	CHECK #	INVOICE NET	DUE DATE	TYPE	STS	INVOICE DESCRIPTION
6297		11/08/2019	6815	Nov PR1	920	322.03	11/08/2019	INV	PD	#7066297974
6931		11/22/2019	7461	Nov PR2	1007	322.03	11/22/2019	INV	PD	Acct#7066297974
5600		10/25/2019	6094	Oct PR2	799	322.03	10/25/2019	INV	PD	#7066297974
4608		10/11/2019	4779	Oct PR#1	721	85.93	10/11/2019	INV	PD	ACCT# 7066297974
2888		09/13/2019	3005	09132019	289680	85.93	09/13/2019	INV	PD	#7066297974 Child Support
3761		09/27/2019	3896	09272019	289985	85.93	09/27/2019	INV	PD	#7066297974-Michael Huett
						4,740.64				
11662 CARLSBAD TRANSITIONAL										
3094	22000927	09/09/2019	3216	09202019	289718	32,000.00	09/20/2019	INV	PD	Funding for transitional
11666 U-SELECT-IT										
2757	22001663	06/17/2019	2873	09122019	289659	1,200.00	09/13/2019	INV	PD	Annual renewal of monitor
11668 PROF.SCUBA INSPECTORS INC										
570	22001108	07/16/2019	602	073119	288831	115.00	07/31/2019	INV	PD	training update
11680 HINKLE + LANDERS, PC										
7793	22001003	09/30/2019	8349	12172019	291642	43,150.00	12/20/2019	INV	PD	Annual Audit Service FY 1
10814	22001003	12/31/2019	12301	021420	292709	21,116.53	02/14/2020	INV	PD	Annual Audit Service FY 1
						64,266.53				
11684 B & B HEAVY DUTY TOWING										
5610	22002202	07/27/2019	6104	10252019	290659	80.73	10/25/2019	INV	PD	Wrecker Towing Services F
12500	22002202	02/28/2020	14026	032020	293404	166.85	03/20/2020	INV	PD	Wrecker Towing Services F
						247.58				
11689 JOE J MONAHAN										
5246	22001548	09/30/2019	5731	10212019	290544	447.86	10/18/2019	INV	PD	2019 Mayor's Oil & Gas Ad
11691 JOEL DOMSCHOT										
4042		08/20/2019	4183	10042019	290163	37.46	10/04/2019	INV	PD	Reimburse for gas
10146	22005412	01/24/2020	11614	01312020	292412	138.17	01/31/2020	INV	PD	Per Diem - RIT Training -
7519	22004138	12/03/2019	8070	12062019	291491	110.00	12/06/2019	INV	PD	Per Diem - NMFTA Cadet Te
12514		03/18/2020	14040	032020	293433	105.00	03/20/2020	INV	PD	Travel to Socorro NM
12511	22006430	03/18/2020	14037	032020	293433	75.00	03/20/2020	INV	PD	Per Diem - Recruiting - 2
2391		08/28/2019	2499	09042019	289481	108.67	09/06/2019	INV	PD	Travel to Socorro NM
						574.30				
11693 MICHAEL HUETTNER										
11811	22004139	03/04/2020	13321	030620	293145	12.00	03/06/2020	INV	PD	Per Diem - NMFTA Cadet Te
12529		03/18/2020	14055	032020	293442	97.00	03/20/2020	INV	PD	Traveled to Socorro,NM fo
5462		10/22/2019	5954	10232019	290618	12.00	10/25/2019	INV	PD	Traveled to Socorro,NM fo
5465		10/22/2019	5957	10232019	290618	20.00	10/25/2019	INV	PD	Traveled to Queen,NM for
10013		01/13/2020	11473	012820	292330	44.00	01/31/2020	INV	PD	Reimburse for NM Applican

DOCUMENT	P.O.	INV DATE	VOUCHER	CHECK RUN	CHECK #	INVOICE NET	DUE DATE	TYPE	STS	INVOICE DESCRIPTION
						185.00				
11701 LVNV FUNDING, LLC										
929		08/02/2019	982	080619MS	288915	328.74	08/06/2019	INV	PD	Garnishment-Melissa Devli
1552		08/15/2019	1628	081619ms	289079	328.74	08/16/2019	INV	PD	D-503-CV-2008-587 - Melis
2325		08/30/2019	2433	083019ms	289320	317.53	08/30/2019	INV	PD	D-503-CV-2008-587-Melissa
2886		09/13/2019	3003	09132019	289675	328.74	09/13/2019	INV	PD	D-503-CV-2008-587-Garnish
3757		09/27/2019	3892	09272019	289981	328.74	09/27/2019	INV	PD	D-503-CV-2008-587-Melissa
						1,632.49				
11707 THUNDER RUN CONCRETE LLC										
315	22001296	07/18/2019	337	072519LO	288723	342.31	07/26/2019	INV	PD	concrete needed for vario
1773	22001914	08/08/2019	1857	08232019	289304	684.63	08/23/2019	INV	PD	Material to bolster Water
3857	22001914	08/14/2019	3994	10012019	290103	559.76	10/04/2019	INV	PD	Material to bolster Water
2099	22020190	08/20/2019	2199	08302019	289414	419.82	08/30/2019	INV	PD	192625- Reinforce parking
2855	22001296	08/21/2019	2972	09122019	289657	342.31	09/13/2019	INV	PD	concrete needed for vario
2854	22002350	08/22/2019	2971	09122019	289657	2,309.01	09/13/2019	INV	PD	concrete for gazebo found
4402	22001296	09/05/2019	4568	10102019	290281	171.16	10/11/2019	INV	PD	concrete needed for vario
3072	22002264	09/02/2019	3194	09202019	289833	535.00	09/20/2019	INV	PD	Concrete for the Sports C
3992	22000594	09/23/2019	4131	10042019	290213	1,528.57	10/04/2019	INV	PD	Concrete for light poles
5718	22002939	10/08/2019	6214	10312019	28465	419.82	10/31/2019	INV	PD	various sidewalk repairs
5713	22003507	10/08/2019	6209	10312019	290855	559.76	10/31/2019	INV	PD	concrete for bench and pi
6000	22002350	10/15/2019	6511	110419	290896	1,189.49	11/08/2019	INV	PD	concrete for gazebo found
5787	22002939	10/17/2019	6283	10312019	28465	1,889.19	10/31/2019	INV	PD	various sidewalk repairs
6662	22002939	11/05/2019	7182	111519	28472	559.76	11/15/2019	INV	PD	various sidewalk repairs
7274	22001296	11/19/2019	7816	12032019	291451	209.91	12/06/2019	INV	PD	concrete needed for vario
7904	22004469	12/05/2019	8880	12202019	291754	764.29	12/20/2019	INV	PD	Concrete for sidewalk rep
7706	22004737	12/09/2019	8261	12132019	291637	769.67	12/13/2019	INV	PD	Concrete for behind pro s
8189	22001296	12/13/2019	9601	12202019	291754	171.16	12/20/2019	INV	PD	concrete needed for vario
10413	22005102	01/02/2020	11889	020420	292545	543.61	02/07/2020	INV	PD	Concrete for PRV Gazebo
9320	22002939	01/02/2020	10752	011420	28486	559.76	01/17/2020	INV	PD	various sidewalk repairs
9916	22002939	01/08/2020	11369	01282020	28487	839.64	01/31/2020	INV	PD	various sidewalk repairs
10199	22002939	01/10/2020	11669	01312020	28488	419.82	01/31/2020	INV	PD	various sidewalk repairs
11773	22002939	01/17/2020	13282	03032020	28503	611.43	03/06/2020	INV	PD	various sidewalk repairs
9917	22002939	01/22/2020	11370	01282020	28487	419.82	01/31/2020	INV	PD	various sidewalk repairs
10594	22005648	01/28/2020	12076	021120	292658	559.76	02/14/2020	INV	PD	Concrete for installing e
10818	22005699	02/04/2020	12305	021420	292766	559.76	02/14/2020	INV	PD	Concrete for erosion, boa
11211	22005699	02/07/2020	12706	022120	292893	1,399.40	02/21/2020	INV	PD	Concrete for erosion, boa
11212	22005699	02/13/2020	12707	022120	292893	1,259.46	02/21/2020	INV	PD	Concrete for erosion, boa
11259	22002939	02/13/2020	12755	022120	28494	559.76	02/21/2020	INV	PD	various sidewalk repairs
11355	22002939	02/18/2020	12854	022520	28498	559.76	02/28/2020	INV	PD	various sidewalk repairs
11328	22005699	02/19/2020	12827	022520	292955	1,119.52	02/28/2020	INV	PD	Concrete for erosion, boa
11416	22005699	02/24/2020	12917	022820	293062	1,399.40	02/28/2020	INV	PD	Concrete for erosion, boa
11913	22005699	02/27/2020	13426	031020	293249	1,399.40	03/13/2020	INV	PD	Concrete for erosion, boa
12722	22005699	03/06/2020	14256	032420	293553	1,399.40	03/27/2020	INV	PD	Concrete for erosion, boa
12707	22006645	03/18/2020	14239	032420	293553	629.73	03/27/2020	INV	PD	concrete
12665	22005699	03/18/2020	14195	032420	293553	613.58	03/27/2020	INV	PD	Concrete for erosion, boa
13011	22007046	03/25/2020	14555	03312020	293702	171.16	03/31/2020	INV	PD	Material for Various Jobs
						28,449.79				
11714 VILMA ARROYO										
2280		08/26/2019	2386	08302019	289423	50.00	08/30/2019	INV	PD	50.00 Refund for the use

DOCUMENT	P.O.	INV DATE	VOUCHER	CHECK RUN	CHECK #	INVOICE NET	DUE DATE	TYPE	STS	INVOICE DESCRIPTION
11750 NEW TRAVERTINE, INC.										
4465	22020351	10/01/2019	4635	10112019	290347	2,929.89	10/11/2019	INV	PD	192837-2 Limestone Capsto
6666	22003578	10/30/2019	7186	111519	28470	643.00	11/15/2019	INV	PD	One capstone for HAP
						3,572.89				
11759 CREWBOSS										
9425	22002135	10/30/2019	10859	01212020	292123	636.00	01/17/2020	INV	PD	Name plate for uniforms t
11774 MICHAEL HENSON										
4025		10/01/2019	4165	10042019	290174	20.00	10/04/2019	INV	PD	traveled to Socorro,NM fo
4027		10/01/2019	4167	10042019	290174	615.00	10/04/2019	INV	PD	Traveled to Socorro,NM ft
						635.00				
11788 JOSEPH FLOREZ										
7554	22003815	12/03/2019	8105	12122019	291598	97.00	12/13/2019	INV	PD	Waste Water 3 Test - 11/2
3704	22002149	09/23/2019	3836	09302019	290057	437.00	09/27/2019	INV	PD	Per Diem - Water Training
						534.00				
11789 DAVID TESTA										
565		07/29/2019	597	073119	288796	44.53	07/31/2019	INV	PD	reimbursement for gas on
564		07/29/2019	596	073119	288796	72.75	07/31/2019	INV	PD	Reimbursement for gas 7/2
						117.28				
11793 SOLARWINDS INC										
3611	22003146	09/23/2019	3740	09252019	289957	1,233.62	09/27/2019	INV	PD	SolarWinds Annual Mainten
11803 BLUE TARP FINANCIAL INC										
5199	22001350	05/24/2019	5682	10212019	290505	875.10	10/18/2019	INV	PD	REPLACE PARTS ON PRESSURE
2605	22001920	08/08/2019	2719	09122019	289544	3,710.30	09/13/2019	INV	PD	55 gallon spray tank for
3720	22002044	08/10/2019	3852	09302019	290006	187.59	09/27/2019	INV	PD	PARTS NEEDED TO REPAIR WE
3719	22002044	08/10/2019	3851	09302019	290006	18.10	09/27/2019	INV	PD	PARTS NEEDED TO REPAIR WE
3721	22002044	08/10/2019	3853	09302019	290006	3.13	09/27/2019	INV	PD	PARTS NEEDED TO REPAIR WE
5205	22002621	08/31/2019	5689	10212019	290505	671.45	10/18/2019	INV	PD	REPLACE SPRAYER PARTS FOR
5484	22002661	10/15/2019	5976	10252019	290665	79.98	10/25/2019	INV	PD	WINCH SET UP FOR PARKS #1
6233	22003472	10/04/2019	6749	11122019	290982	85.49	11/08/2019	INV	PD	replace grinder in shop
6234	22003506	10/08/2019	6750	11122019	290982	2,218.00	11/08/2019	INV	PD	Generators for various jo
3800	22002661	09/09/2019	3936	09302019	290006	608.93	09/27/2019	INV	PD	WINCH SET UP FOR PARKS #1
						8,458.07				
11806 TECHSMITH CORPORATION										
10117	22005733	01/30/2020	11584	01312020	292445	268.72	01/31/2020	INV	PD	Camtasia Video Editor
11812 MARISCAL ELECTRICAL SVC										
540	22001440	07/24/2019	571	073119	288812	19,036.32	07/31/2019	INV	PD	Contract for City Holiday
8137	22001440	12/03/2019	9544	12202019	291719	23,025.44	12/20/2019	INV	PD	Contract for City Holiday

DOCUMENT	P.O.	INV DATE	VOUCHER	CHECK RUN	CHECK #	INVOICE NET	DUE DATE	TYPE	STS	INVOICE DESCRIPTION
7231	22001440	11/15/2019	7772	12032019	291426	64.00	12/06/2019	INV	PD	Contract for City Holiday
						42,125.76				
11815 LOWE'S										
12659	22005853	02/04/2020	14188	032420	293528	-474.05	03/27/2020	CRM	PD	tools for service truck
3557	22003036	09/18/2019	3686	09242019	289893	253.96	09/27/2019	INV	PD	Painting Supplies for Bui
7903	22004609	12/03/2019	8879	12202019	291718	296.82	12/20/2019	INV	PD	Supplies for cpd building
11412	22006301	02/25/2020	12912	022820	293017	122.74	02/28/2020	INV	PD	Equipment for Rescue 1
4115	22003294	10/01/2019	4256	10042019	290170	37.99	10/04/2019	INV	PD	Replacement barrel plante
2404	22002397	08/30/2019	2514	09042019	289486	125.20	09/06/2019	INV	PD	flashlights and steel has
3644	22003074	09/19/2019	3773	09252019	289932	234.54	09/27/2019	INV	PD	SUPPLIES FOR CONSTRUCTION
11579	22006439	02/27/2020	13084	022820	293017	104.40	02/28/2020	INV	PD	Furniture Dolly for Libra
11858	22006444	02/28/2020	13370	031020	293205	223.68	03/13/2020	INV	PD	Clean-Up Supplies: Riverb
7535	22004712	12/05/2019	8086	12112019	291501	28.46	12/31/2019	INV	PD	drill bits to help anchor
3515	22003086	09/20/2019	3644	09242019	289893	920.49	09/27/2019	INV	PD	SUPPLIES FOR CONSTRUCTION
10047	22005650	01/27/2020	11512	01312020	292417	21.36	01/31/2020	INV	PD	Galvanized caps to replac
6775	22004425	11/20/2019	7301	11222019	291178	389.50	11/22/2019	INV	PD	Portable scaffolding
7720	22004812	12/10/2019	8275	12132019	291614	15.01	12/13/2019	INV	PD	Grounding parts for Diese
10132	22005747	01/30/2020	11598	01312020	292417	37.92	01/31/2020	INV	PD	material for various jobs
6477	22004210	11/07/2019	6997	11142019	291096	34.65	11/15/2019	INV	PD	Hose nozzles for spray do
10534	22005348	01/31/2020	12013	020720	292593	142.50	02/07/2020	INV	PD	Paint for bridges & rails
5863	22003904	10/24/2019	6361	10312019	290800	26.05	10/31/2019	INV	PD	Irrigation Parts for Don
10746	22004948	12/16/2019	12232	021420	292723	59.17	02/14/2020	INV	PD	REPLACEMENT CHAIN / SHACK
9869	22005144	01/14/2020	11321	012820	292326	2,116.02	01/31/2020	INV	PD	Materials for dock repair
4694	22003618	10/11/2019	4867	10152019	290386	68.74	10/18/2019	INV	PD	SUPPLIES FOR CONSTRUCTION
4693	22003619	10/11/2019	4866	10152019	290386	487.21	10/18/2019	INV	PD	SUPPLIES FOR CONSTRUCTION
4067	22003297	09/27/2019	4208	10042019	290170	14.14	10/04/2019	INV	PD	Door Closure for Admin Bu
7614	22004554	11/26/2019	8168	12112019	291501	93.20	12/13/2019	INV	PD	Restock Warehouse
12704	22006939	03/20/2020	14236	032420	293528	163.73	03/27/2020	INV	PD	adapters and nipple for i
5994	22003957	10/25/2019	6505	110419	290863	254.20	11/08/2019	INV	PD	GFCI power cords/outlets
1265	22001627	07/31/2019	1330	08122019	289016	26.59	08/09/2019	INV	PD	Need sledge hammer with w
1266	22001812	07/31/2019	1331	08122019	289016	96.84	08/09/2019	INV	PD	lamps for museum
12788	22006955	03/24/2020	14322	032720	293592	299.92	03/27/2020	INV	PD	Restock Warehouse
2405	22002501	08/28/2019	2515	09042019	289486	142.46	09/06/2019	INV	PD	Shelving units for storag
2563	22002376	08/26/2019	2676	09062019	289503	181.17	09/06/2019	INV	PD	Sprinklers, spray nozzels
10969	22005668	01/27/2020	12460	021820	292786	247.78	02/21/2020	INV	PD	Saw blades & drill bits f
9679	22005583	01/22/2020	11124	01242020	292232	76.26	01/24/2020	INV	PD	Markers for Search/Rescue
8386	22005050	12/19/2019	9802	12312019	291815	236.29	12/31/2019	INV	PD	Supplies for the Sports C
7615	22004578	12/04/2019	8169	12112019	291501	56.76	12/13/2019	INV	PD	maintenance materials
2418	22000974	07/17/2019	2529	09042019	289486	146.69	09/06/2019	INV	PD	Building Supplies-Plumbin
10535	22005348	01/17/2020	12014	020720	292593	300.00	02/07/2020	INV	PD	Paint for bridges & rails
1330	22001915	08/05/2019	1396	08122019	289016	343.60	08/09/2019	INV	PD	Suipplies for Maintenance
6180	22004068	11/01/2019	6695	11142019	291061	550.30	11/08/2019	INV	PD	Restock Warehouse service
1435	22001942	08/05/2019	1508	08162019	289158	32.60	08/16/2019	INV	PD	Material and supplies nee
8353	22005113	12/26/2019	9769	12312019	291815	156.65	12/31/2019	INV	PD	replace service tools
8460	22005111	12/26/2019	9876	01072020	291904	36.32	01/03/2020	INV	PD	sealant for various jobs
8352	22005119	12/26/2019	9768	12312019	291815	120.14	12/31/2019	INV	PD	buckets for various jobs
2215	22001518	07/22/2019	2317	08302019	289360	170.05	08/30/2019	INV	PD	Frigidaire 4.4 cu ft free
5480	22003816	10/21/2019	5972	10232019	290615	61.43	10/25/2019	INV	PD	Supplies for installing s
3620	22003096	09/23/2019	3749	09252019	289932	169.43	09/27/2019	INV	PD	SUPPLIES FOR GAZEBO PROJE
4077	22001578	09/23/2019	4218	10042019	290170	127.83	10/04/2019	INV	PD	Kitchen window for Statio
6636	22004237	11/12/2019	7156	11152019	291129	28.46	11/15/2019	INV	PD	tools
2791	22002756	09/06/2019	2907	09122019	289606	53.12	09/13/2019	INV	PD	Edger Blades
2790	22002741	09/06/2019	2906	09122019	289606	430.79	09/13/2019	INV	PD	Supplies for the Sports C

DOCUMENT	P.O.	INV DATE	VOUCHER	CHECK RUN	CHECK #	INVOICE NET	DUE DATE	TYPE	STS	INVOICE DESCRIPTION
9867	22005622	01/23/2020	11319	012820	292326	410.08	01/31/2020	INV	PD	Replace Warehouse Carts
1151	22001837	08/01/2019	1213	08122019	289016	110.85	08/09/2019	INV	PD	Tools and hardware for th
12012	22005388	01/13/2020	13527	031020	293205	79.51	03/13/2020	INV	PD	Supplies for the Sports C
3621	22002822	09/17/2019	3750	09252019	289932	32.29	09/27/2019	INV	PD	SUPPLIES FOR CONSTRUCTION
6365	22004095	11/07/2019	6884	11142019	291061	828.40	11/15/2019	INV	PD	Shelving units for golf b
2400	22002478	08/23/2019	2510	09042019	289486	12.34	09/06/2019	INV	PD	Batteries for Line Locato
2401	22002479	08/23/2019	2511	09042019	289486	86.74	09/06/2019	INV	PD	Painting Supplies for Was
2216	22001520	07/23/2019	2318	08302019	289360	948.10	08/30/2019	INV	PD	Appliances for Station 1
1913	22002281	08/19/2019	2004	08232019	289257	17.06	08/23/2019	INV	PD	Replacement blades.
636	22001590	07/23/2019	668	073119	288811	32.26	07/31/2019	INV	PD	GE LED Light Bulbs
3065	22002882	09/12/2019	3186	09202019	289777	206.51	09/20/2019	INV	PD	Supplies to construct con
6686	22004347	11/18/2019	7208	11222019	291178	62.62	11/22/2019	INV	PD	Various supplies needed
6685	22004348	11/18/2019	7207	11222019	291178	188.10	11/22/2019	INV	PD	Measuring manholes
6684	22004320	11/18/2019	7206	11222019	291178	62.40	11/22/2019	INV	PD	Lubricant for various job
3671	22003156	09/24/2019	3802	09302019	290060	45.64	09/27/2019	INV	PD	shop supplies
4046	22003331	09/30/2019	4187	10042019	290170	212.77	10/04/2019	INV	PD	Tools for facility mainte
10435	22005491	01/24/2020	11912	020720	292593	77.89	02/07/2020	INV	PD	Replacement plexiglass fo
3894	22003176	09/24/2019	4031	10012019	290074	144.00	10/04/2019	INV	PD	SUPPLIES FOR CONSTRUCTION
9712	22005293	01/08/2020	11157	01242020	292232	29.44	01/24/2020	INV	PD	Master Lock
11282	22006249	02/20/2020	12778	022520	292928	689.69	02/28/2020	INV	PD	replacement materials for
12026	22006584	03/05/2020	13542	031020	293205	125.32	03/13/2020	INV	PD	non-slip tape and extensi
3601	22002979	09/18/2019	3730	09252019	289932	94.99	09/27/2019	INV	PD	Water Cooler-Basement Evi
9221	22005308	01/09/2020	10648	01142020	292040	527.50	01/17/2020	INV	PD	Materials and supplies fo
1931	22002192	08/20/2019	2022	08232019	289257	255.55	08/23/2019	INV	PD	To use for maintenance on
11957	22006550	03/05/2020	13472	031020	293205	214.30	03/13/2020	INV	PD	Clean-Up Supplies for Riv
4357	22001706	10/07/2019	4522	10102019	290253	249.77	10/11/2019	INV	PD	ceiling tiles and light c
9315	22005338	01/10/2020	10747	01142020	292040	32.26	01/17/2020	INV	PD	Replacement pull handles
8098	22004738	12/18/2019	9503	12202019	291718	432.95	12/20/2019	INV	PD	impact wrench and accesso
4082	22003386	10/02/2019		10042019	290170	47.49	10/04/2019	INV	PD	SUPPLIES FOR TRANSIT
637	22001668	07/25/2019	669	073119	288811	141.55	07/31/2019	INV	PD	Tools for plumber
13019	22005777	02/21/2020	14563	03312020	293680	-23.10	03/31/2020	CRM	PD	kid area furniture
7605	22004622	12/03/2019	8159	12112019	291501	173.12	12/13/2019	INV	PD	materials and supplies fo
7901	22004627	12/03/2019	8876	12202019	291718	18.48	12/20/2019	INV	PD	replace water heater line
7894	22005017	12/18/2019	8869	12202019	291718	134.76	12/20/2019	INV	PD	Tools for Treatment Plant
7609	22004621	12/03/2019	8163	12112019	291501	151.05	12/13/2019	INV	PD	Wall Cabinet for Planning
10536	22005348	02/06/2020	12015	020720	292593	450.00	02/07/2020	INV	PD	Paint for bridges & rails
10720	22006060	02/11/2020	12206	021420	292723	31.50	02/14/2020	INV	PD	Rope for the Flag pole at
5987	22003659	10/14/2019	6498	110419	290863	62.56	11/08/2019	INV	PD	Materials to replace wind
5983	22003659	10/14/2019	6493	110419	290863	133.37	11/08/2019	INV	PD	Materials to replace wind
5988	22003659	10/14/2019	6499	110419	290863	-62.56	11/08/2019	CRM	PD	Materials to replace wind
5985	22003659	10/14/2019	6495	110419	290863	-9.47	11/08/2019	CRM	PD	Materials to replace wind
5854	22003659	10/14/2019	6352	10312019	290800	67.35	10/31/2019	INV	PD	Materials to replace wind
6211	22004063	11/05/2019	6727	11142019	291061	55.27	11/08/2019	INV	PD	Supplies-Stairwell and Lo
3990	22003217	09/27/2019	4129	10042019	290170	82.53	10/04/2019	INV	PD	material for Water Park G
3891	22003295	09/27/2019	4029	10012019	290074	167.40	10/04/2019	INV	PD	buckets for various jobs
10876	22006126	02/13/2020	12365	021420	292723	192.68	02/14/2020	INV	PD	Restock Warehouse
7545	22004684	12/04/2019	8096	12112019	291501	11.68	12/13/2019	INV	PD	rings for office keys/har
7539	22004714	12/06/2019	8090	12112019	291501	21.56	12/13/2019	INV	PD	epoxy to seal water tanks
7540	22004715	12/06/2019	8091	12112019	291501	425.28	12/13/2019	INV	PD	tools for Clean up per R
11402	22006264	02/20/2020	12902	022820	293017	97.75	02/28/2020	INV	PD	Restock Warehouse
10873	22006021	02/10/2020	12362	021420	292723	6.13	02/14/2020	INV	PD	Restock Warehouse
10774	22006021	02/10/2020	12261	021420	292723	62.58	02/14/2020	INV	PD	Restock Warehouse
9991	22004968	12/17/2019	11449	012820	292326	192.42	01/31/2020	INV	PD	Restock Warehouse
5896	22003974	10/29/2019	6396	10312019	290800	75.95	10/31/2019	INV	PD	Fish Tape for Various Job
11577	22006426	02/27/2020	13082	022820	293017	32.70	02/28/2020	INV	PD	Restock supplies

DOCUMENT	P.O.	INV DATE	VOUCHER	CHECK RUN	CHECK #	INVOICE NET	DUE DATE	TYPE	STS	INVOICE DESCRIPTION
6464	22004244	11/08/2019	6984	11142019	291096	139.62	11/15/2019	INV	PD	Restock Warehouse
5434	22003829	10/22/2019	5926	10232019	290615	189.92	10/25/2019	INV	PD	replace damaged or worn f
5437	22003817	10/22/2019	5929	10232019	290615	314.18	10/25/2019	INV	PD	Rakes for Service Trucks
3887	22003217	09/26/2019	4024	10012019	290074	183.86	10/04/2019	INV	PD	material for Water Park G
9102	22005111	01/07/2020	10524	01102020	291997	5.96	01/10/2020	INV	PD	sealant for various jobs
9932	22005683	01/27/2020	11386	012820	292326	13.87	01/31/2020	INV	PD	To repair asphalt
9931	22005664	01/27/2020	11385	012820	292326	144.69	01/31/2020	INV	PD	replace tools n pump hose
12908	22007017	03/25/2020	14444	032720	293592	417.54	03/27/2020	INV	PD	facility repairs and appe
9436	22005413	01/14/2020	10870	01212020	292148	27.50	01/24/2020	INV	PD	Restock Warehouse
10871	22006040	02/11/2020	12360	021420	292723	170.05	02/14/2020	INV	PD	grinder for various servi
10868	22006035	02/11/2020	12357	021420	292723	270.66	02/14/2020	INV	PD	Restock Warehouse - tool
1750	22001917	08/12/2019	1831	08162019	289158	18.34	08/16/2019	INV	PD	paint to mark work areas
1467	22002087	08/12/2019	1540	08162019	289158	159.34	08/16/2019	INV	PD	Replace Broken or Worn ou
7619	22004644	12/04/2019	8173	12112019	291501	28.20	12/13/2019	INV	PD	Step Stool for Warehouse
6757	22004414	11/19/2019	7283	11222019	291178	11.16	11/22/2019	INV	PD	bolts for backhoe pin
6758	22004413	11/19/2019	7284	11222019	291178	18.78	11/22/2019	INV	PD	Restock Warehouse
9314	22005349	01/10/2020	10746	01142020	292040	28.52	01/17/2020	INV	PD	Restock Warehouse
4514	22003429	10/03/2019	4684	10112019	290341	42.39	10/11/2019	INV	PD	brush & bleach for variou
7593	22004347	12/03/2019	8146	12112019	291501	85.49	12/13/2019	INV	PD	Various supplies needed
5666	22003905	10/24/2019	6162	1028201	290730	17.99	10/31/2019	INV	PD	pruning saw for foliage c
3532	22002990	09/18/2019	3661	09242019	289893	47.30	09/27/2019	INV	PD	Repair two water leaks
3533	22003009	09/18/2019	3662	09242019	289893	117.71	09/27/2019	INV	PD	Batteries for locators
10659	22005553	01/18/2020	12144	021420	292723	380.00	02/14/2020	INV	PD	Vacuum Cleaner for St. 6
7549	22004720	12/06/2019	8100	12112019	291501	382.60	12/13/2019	INV	PD	christmas decor, office s
1943	22001917	08/15/2019	2035	08232019	289257	51.12	08/23/2019	INV	PD	paint to mark work areas
8923	22005119	01/03/2020	10342	01072020	291904	9.28	01/03/2020	INV	PD	buckets for various jobs
9716	22005209	01/03/2020	11163	01242020	292232	150.11	01/24/2020	INV	PD	Restock Warehouse - see n
2071	22001830	08/01/2019	2168	08302019	289360	309.18	08/30/2019	INV	PD	Restock Warehouse-paintin
1441	22001916	08/05/2019	1514	08162019	289158	41.76	08/16/2019	INV	PD	Paint & wand for marking
1439	22001916	08/05/2019	1512	08162019	289158	42.82	08/16/2019	INV	PD	Paint & wand for marking
1754	22001917	08/05/2019	1836	08162019	289158	146.74	08/16/2019	INV	PD	paint to mark work areas
9715	22005464	01/15/2020	11160	01242020	292232	47.34	01/24/2020	INV	PD	Restock Warehouse -
11390	22006311	02/24/2020	12889	022820	293017	96.15	02/28/2020	INV	PD	Restock Warehouse
4698	22003333	10/04/2019	4871	10152019	290386	56.99	10/18/2019	INV	PD	Ceiling Fan for Station 2
3562	22003085	09/20/2019	3691	09242019	289893	104.48	09/27/2019	INV	PD	spotlights for service tr
10719	22006035	02/12/2020	12205	021420	292723	11.39	02/14/2020	INV	PD	Restock Warehouse - tool
12560	22006878	03/18/2020	14087	032020	293438	59.72	03/20/2020	INV	PD	Restock Warehouse
5409	22003617	10/11/2019	5897	10222019	290581	30.87	10/25/2019	INV	PD	MATERIALS FOR SAFETY SUPP
6019	22004002	10/30/2019	6530	110719	290925	129.09	11/08/2019	INV	PD	Restock Warehouse
5972	22004030	10/30/2019	6481	110419	290863	153.29	11/04/2019	INV	PD	paint for floor safety
9588	22005393	01/13/2020	11028	01212020	292148	23.12	01/24/2020	INV	PD	Restock Warehouse - see n
3869	22001620	07/24/2019	4006	10012019	290074	329.45	10/04/2019	INV	PD	supplies facility mainte
13034	22006961	03/25/2020	14578	03312020	293680	570.42	03/31/2020	INV	PD	materials for building ma
12721	22006761	03/13/2020	14254	032420	293528	20.08	03/27/2020	INV	PD	building materials
9172	22005219	01/03/2020	10595	01142020	292040	770.44	01/17/2020	INV	PD	Glue,Refrigerator and gri
11923	22006554	03/04/2020	13436	031020	293205	178.99	03/13/2020	INV	PD	materials for maintenance
7869	22004872	12/11/2019	8701	12202019	291718	985.12	12/20/2019	INV	PD	paint supplies
13042	22007040	03/27/2020	14586	03312020	293680	-208.48	03/31/2020	CRM	PD	materials for building ma
10072	22005700	01/29/2020	11537	01312020	292417	8.40	01/31/2020	INV	PD	filters for ice makers
12465	22006625	03/06/2020	13990	032020	293438	425.60	03/20/2020	INV	PD	Electric clothes dryer fo
4533	22003139	10/02/2019	4703	10112019	290341	208.04	10/11/2019	INV	PD	Microwave & Tank Sprayer
4355	22002260	09/17/2019	4520	10102019	290253	56.24	10/11/2019	INV	PD	REPLACE WIND VENT TURBINE
2094	22002470	08/23/2019	2194	08302019	289360	213.79	08/30/2019	INV	PD	Painting Supplies for Riv
5865	22003904	10/30/2019	6363	10312019	290800	-2.85	10/31/2019	CRM	PD	Irrigation Parts for Don
5867	22003904	10/30/2019	6365	10312019	290800	3.01	10/31/2019	INV	PD	Irrigation Parts for Don

DOCUMENT	P.O.	INV DATE	VOUCHER	CHECK RUN	CHECK #	INVOICE NET	DUE DATE	TYPE	STS	INVOICE DESCRIPTION
11766	22006380	02/27/2020	13275	032020	293105	237.96	03/06/2020	INV	PD	building materials
8300	22005103	12/30/2019	9715	12312019	291815	165.20	12/31/2019	INV	PD	materials for building ma
11765	22006448	02/28/2020	13274	032020	293105	18.32	03/06/2020	INV	PD	primer
10406	22005852	02/03/2020	11881	020420	292519	117.55	02/07/2020	INV	PD	maintenance work repairs
8797	22005160	12/31/2019	10214	01072020	291904	60.94	01/03/2020	INV	PD	maintenance supplies
10475	22005916	02/04/2020	11954	020720	292593	175.65	02/07/2020	INV	PD	supplies for facility
4356	22003496	10/07/2019	4521	10102019	290253	51.12	10/11/2019	INV	PD	motion light for veterans
543	22001408	07/22/2019	574	073119	288811	354.57	07/31/2019	INV	PD	Tools for facility mainte
13021	22005777	02/18/2020	14565	03312020	293680	272.21	03/31/2020	INV	PD	kid area furniture
10748	22004948	01/24/2020	12234	021420	292723	-26.70	02/14/2020	CRM	PD	REPLACEMENT CHAIN / SHACK
6711	22004295	11/14/2019	7234	11222019	291178	34.14	11/22/2019	INV	PD	Hardware
11254	22006235	02/19/2020	12749	022120	292863	100.64	02/21/2020	INV	PD	door knobs
12206	22006161	02/19/2020	13725	031320	293313	59.74	03/13/2020	INV	PD	Supplies
4479	22003572	10/09/2019	4649	10112019	290341	56.99	10/11/2019	INV	PD	Tool Box for IT.
9710	22004838	12/11/2019	11155	01242020	292232	51.29	01/24/2020	INV	PD	faucet
632	22001647	07/25/2019	664	073119	288811	338.04	07/31/2019	INV	PD	supplies for facility mai
10856	22005959	02/06/2020	12343	021420	292723	73.50	02/14/2020	INV	PD	Led for stairways
13041	22007040	03/26/2020	14585	03312020	293680	208.48	03/31/2020	INV	PD	materials for building ma
13037	22007064	03/26/2020	14581	03312020	293680	407.55	03/31/2020	INV	PD	tools and supplies
8367	22004991	12/17/2019	9783	12312019	291815	283.67	12/31/2019	INV	PD	community event
408	22001249	07/16/2019	432	072419jd	288659	236.55	07/26/2019	INV	PD	new filtration system for
420	22001241	07/16/2019	447	072419jd	288659	13.28	07/26/2019	INV	PD	Library Plumbing Access P
11471	22006020	02/10/2020	12974	022820	293017	-122.56	02/28/2020	CRM	PD	Equipment for Rescue 1
11468	22006020	02/10/2020	12971	022820	293017	122.56	02/28/2020	INV	PD	Equipment for Rescue 1
11860	22006444	02/28/2020	13372	031020	293205	-99.45	03/13/2020	CRM	PD	Clean-Up Supplies: Riverb
11861	22006444	02/28/2020	13373	031020	293205	156.45	03/13/2020	INV	PD	Clean-Up Supplies: Riverb
10759	22005596	02/12/2020	12246	021420	292723	263.92	02/14/2020	INV	PD	tools
10760	22006117	02/12/2020	12247	021420	292723	175.59	02/14/2020	INV	PD	tools
9163	22005260	01/09/2020	10586	01142020	292040	51.30	01/17/2020	INV	PD	WATER FIXTURE FOR KITCHEN
7562	22004713	12/06/2019	8113	12112019	291501	95.86	12/13/2019	INV	PD	Building Supplies
10065	22005700	01/29/2020	11530	01312020	292417	364.20	01/31/2020	INV	PD	filters for ice makers
4263	22003019	09/18/2019	4423	10102019	290253	18.96	10/11/2019	INV	PD	REPLACEMENT HOSES FOR LUB
4264	22002940	09/18/2019	4424	10102019	290253	34.72	10/11/2019	INV	PD	MATERIALS FOR #2 RESEVOIR
2750	22001553	07/23/2019	2866	09122019	289606	24.66	09/13/2019	INV	PD	REPLACEMENT TUBING FOR IC
12876	22006918	03/19/2020	14412	032720	293592	1,073.79	03/27/2020	INV	PD	bathroom improvements
12909	22006802	03/13/2020	14445	032720	293592	129.25	03/27/2020	INV	PD	cleaning supplies
6050	22004001	10/30/2019	6561	110719	290925	207.10	11/08/2019	INV	PD	Heaters for Water Park ba
11554	22006381	02/26/2020	13059	022820	293017	304.75	02/28/2020	INV	PD	painting supplies for cen
11999	22006486	03/02/2020	13514	031020	293205	258.94	03/13/2020	INV	PD	tools
684	22000840	07/17/2019	716	08022019	288886	40.58	08/02/2019	INV	PD	Anchors for the fitness e
11481	22006020	02/10/2020	12984	022820	293017	208.02	02/28/2020	INV	PD	Equipment for Rescue 1
11374	22006121	02/12/2020	12873	022820	293017	15.19	02/28/2020	INV	PD	Extension cord to charge
12443	22006584	03/12/2020	13968	032020	293438	127.24	03/20/2020	INV	PD	non-slip tape and extensi
10438	22005943	02/05/2020	11915	020720	292593	52.77	02/07/2020	INV	PD	Supplies for PD Evidence
567	22000863	07/11/2019	599	073119	288811	615.60	07/31/2019	INV	PD	station 3 appliances
2218	22001520	07/23/2019	2320	08302019	289360	664.05	08/30/2019	INV	PD	Appliances for Station 1
8945	22004891	12/12/2019	10365	01072020	291904	36.96	01/03/2020	INV	PD	batteries for locator
7182	22004458	11/21/2019	7723	11262019	291354	151.88	11/29/2019	INV	PD	SUPPLIES FOR PARKS DEPART
7186	22004465	11/21/2019	7727	11262019	291354	9.38	11/29/2019	INV	PD	SUPPLIES FOR CONSTRUCTION
9714	22004762	12/09/2019	11159	01242020	292232	113.90	01/24/2020	INV	PD	general tools
7765	22004862	12/12/2019	8321	12172019	291643	236.25	12/20/2019	INV	PD	SUPPLIES FOR CONSTRUCTION
9586	22005405	01/14/2020	11026	01212020	292148	79.89	01/24/2020	INV	PD	Bulding supplies for Arch
10027	22004720	01/22/2020	11491	012820	292326	49.31	01/31/2020	INV	PD	christmas decor, office s
13016	22005777	01/30/2020	14560	03312020	293680	450.76	03/31/2020	INV	PD	kid area furniture
11483	22005459	01/31/2020	12986	022820	293017	699.60	02/28/2020	INV	PD	Blinds - Kitchen, Trainin

DOCUMENT	P.O.	INV DATE	VOUCHER	CHECK RUN	CHECK #	INVOICE NET	DUE DATE	TYPE	STS	INVOICE DESCRIPTION
11485	22006019	02/10/2020	12988	022820	293017	166.36	02/28/2020	INV	PD	Air Filters for Stations
11475	22006020	02/10/2020	12978	022820	293017	129.20	02/28/2020	INV	PD	Equipment for Rescue 1
13017	22005777	02/11/2020	14562	03312020	293680	-23.10	03/31/2020	CRM	PD	kid area furniture
13020	22005777	02/18/2020	14564	03312020	293680	-314.32	03/31/2020	CRM	PD	kid area furniture
12631	22006016	02/21/2020	14160	032020	28510	2,185.00	03/20/2020	INV	PD	Storage Shed for Beautifi
11479	22006020	02/25/2020	12982	022820	293017	-129.20	02/28/2020	CRM	PD	Equipment for Rescue 1
1367	22001846	08/01/2019	1435	08122019	289016	346.59	08/09/2019	INV	PD	general supplies for even
13051	22005707	01/28/2020	14595	03312020	293680	164.83	03/31/2020	INV	PD	Various maintenance suppl
7718	22003357	10/09/2019	8273	12132019	291614	88.33	12/13/2019	INV	PD	Building Maintenance Supp
4279	22003219	09/26/2019	4439	10102019	290253	32.02	10/11/2019	INV	PD	SUPPLIES FOR CONSTRUCTION
5903	22000840	07/08/2019	6405	10312019	290800	-40.58	10/31/2019	CRM	PD	Anchors for the fitness e
5218	22020113	04/22/2019	5702	10182019	290474	322.61	10/18/2019	INV	PD	ITEMS FOR LAWN MAINTENANC
2243	22020099	05/28/2019	2346	08302019	289360	445.07	08/30/2019	INV	PD	192231- Golf Course Suppl
5963	22002671	09/06/2019	6469	110419	290863	46.78	11/08/2019	INV	PD	Materials for repairing w
7795	22004570	12/05/2019	8351	12172019	291643	127.68	12/20/2019	INV	PD	Cable wires for televisio
2267	22000467	05/24/2019	2352	08302019	289360	436.05	08/30/2019	INV	PD	Air Unit for Radio Tower
11993	22005042	12/27/2019	13508	031020	293205	109.25	03/13/2020	INV	PD	23/4 cat 6 1000-ft PULL B
11339	22006211	02/19/2020	12838	022520	292928	168.64	02/28/2020	INV	PD	Cleaning supplies for the
12197	22006338	02/25/2020	13716	031320	293313	94.99	03/13/2020	INV	PD	Primo Top Loading Cold &
11914	22006357	02/25/2020	13427	031020	293205	170.80	03/13/2020	INV	PD	Replacement inner trash c
3885	22002272	09/16/2019	4022	10012019	290074	94.99	10/04/2019	INV	PD	tools for maintenance
2270	22000468	05/31/2019	2375	08302019	289360	183.69	08/30/2019	INV	PD	Shooting Range Supplies
3126	22002014	08/08/2019	3250	09202019	289777	128.03	09/20/2019	INV	PD	Replacement parts for Adm
11984	22005907	02/06/2020	13499	031020	293205	32.55	03/13/2020	INV	PD	ELECTRICAL SUPPLIES FOR L
2234	22001661	07/25/2019	2334	08302019	289360	50.34	08/30/2019	INV	PD	72 by 29.6 black folding
5367	22003357	09/30/2019	5855	10222019	290581	243.03	10/25/2019	INV	PD	Building Maintenance Supp
11986	22005232	01/07/2020	13501	031020	293205	26.56	03/13/2020	INV	PD	Restock Warehouse
7773	22003349	10/01/2019	8329	12172019	291643	93.99	12/20/2019	INV	PD	replace service tool for
7777	22003338	10/01/2019	8333	12172019	291643	522.12	12/20/2019	INV	PD	replace service tools-sho
7778	22004670	12/04/2019	8334	12172019	291643	56.88	12/20/2019	INV	PD	mason string for various
8832	22004964	12/16/2019	10249	01072020	291904	37.00	01/03/2020	INV	PD	batteries for locators &
2402	22001374	07/19/2019	2512	09042019	289486	142.11	09/06/2019	INV	PD	Items to Restock Warehous
9728	22004115	11/01/2019	11176	01242020	292232	267.56	01/24/2020	INV	PD	replace door handle, and
12658	22005853	02/03/2020	14187	032420	293528	474.05	03/27/2020	INV	PD	tools for service truck
7776	22004202	11/07/2019	8332	12172019	291643	124.80	12/20/2019	INV	PD	Restock Warehouse
4553	22003559	08/30/2019	4723	10112019	290341	170.05	10/11/2019	INV	PD	tools for plumber
11891	22005497	01/16/2020	13404	031020	293205	1,030.70	03/13/2020	INV	PD	Equipment for Sound Syste
3883	22002978	09/17/2019	4021	10012019	290074	332.46	10/04/2019	INV	PD	paint supplies
8360	22002978	10/02/2019	9776	12312019	291815	40.80	12/31/2019	INV	PD	paint supplies
5962	22002671	09/06/2019	6468	110419	290863	-46.78	11/08/2019	CRM	PD	Materials for repairing w
10441	22005925	02/05/2020	11918	020720	292593	95.00	02/07/2020	INV	PD	Replacement irrigation pa
7721	22004578	11/27/2019	8276	12132019	291614	259.49	12/13/2019	INV	PD	maintenance materials
2736	22002447	08/22/2019	2852	09122019	289606	758.10	09/13/2019	INV	PD	evaporative cooler
2448	22000432	04/15/2019	2560	09042019	289486	1,274.19	09/06/2019	INV	PD	191430-Supplies Needed ro
12238	22004609	12/12/2019	13758	031320	293313	-53.02	03/13/2020	CRM	PD	Supplies for cpd building
2399	22020149	05/11/2019	2509	09042019	289486	170.05	09/06/2019	INV	PD	VACUUM FOR STATION 2
5870		07/25/2019	6368	10312019	290800	-20.88	10/31/2019	CRM	PD	Credit for PO 191957
5979	22002645	09/09/2019	6488	110419	290863	341.88	11/08/2019	INV	PD	Storage totes for IT.
5980	22002645	09/24/2019	6490	110419	290863	-285.00	11/08/2019	CRM	PD	Storage totes for IT.
7713	22004462	11/20/2019	8268	12132019	291614	1,162.52	12/13/2019	INV	PD	Wreaths for Night of Ligh
12538	22005552	01/21/2020	14064	032020	293438	734.38	03/20/2020	INV	PD	Air Filters for the Stati
12567	22005552	01/23/2020	14095	032020	293438	-487.74	03/20/2020	CRM	PD	Air Filters for the Stati
11987	22005848	02/03/2020	13502	031020	293205	189.96	03/13/2020	INV	PD	tool chest for service tr
12570	22005552	02/05/2020	14097	032020	293438	-16.12	03/20/2020	CRM	PD	Air Filters for the Stati
12571	22005552	02/05/2020	14098	032020	293438	-48.36	03/20/2020	CRM	PD	Air Filters for the Stati

DOCUMENT	P.O.	INV DATE	VOUCHER	CHECK RUN	CHECK #	INVOICE NET	DUE DATE	TYPE	STS	INVOICE DESCRIPTION
12135	22005953	02/18/2020	13653	031320	293313	322.80	03/13/2020	INV	PD	Tools for C-24
13035	22006961	03/25/2020	14579	03312020	293680	-368.62	03/31/2020	CRM	PD	materials for building ma
						49,538.51				
11849 THERMO FISHER SCIENTIFIC										
7610	22004653	06/11/2019	8164	12112019	291551	118.31	12/13/2019	INV	PD	Evaporator Fan Motor
11851 MICHAEL TRUJILLO										
4018	22002752	10/01/2019	4158	10042019	290175	97.00	10/04/2019	INV	PD	Per Diem - Annual AARF Bu
9448		01/09/2020	10882	01212020	292151	25.00	01/24/2020	INV	PD	REIMBURSE FOR NATIONAL RE
						122.00				
11863 ANGELICA BARRIOS-TESTA										
5734		10/29/2019	6230	10312019	290760	65.40	10/31/2019	INV	PD	Travel to Roswell NM
6236	22003177	11/04/2019	6752	11122019	290977	583.56	11/08/2019	INV	PD	Per Diem - NM Infrastruct
7109	22004245	11/25/2019	7647	11262019	291313	63.66	11/29/2019	INV	PD	Mileage - Attend Legislat
12590	22006508	03/18/2020	14117	032020	293401	356.56	03/20/2020	INV	PD	Travel - 2021 Outlay Requ
						1,069.18				
11867 LA CUEVA PET CARE CENTER										
3307	22002830	09/07/2019	3434	09202019	289770	465.16	09/20/2019	INV	PD	Emergency Animal Care for
5975	22002398	10/11/2019	6484	110419	290859	682.32	11/08/2019	INV	PD	K9-Annual Care for CPD K9
7069	22002398	10/17/2019	7606	11262019	291352	615.24	11/29/2019	INV	PD	K9-Annual Care for CPD K9
9235	22002398	11/11/2019	10663	01142020	292037	215.89	01/17/2020	INV	PD	K9-Annual Care for CPD K9
12195	22006689	03/05/2020	13714	031320	293312	90.96	03/13/2020	INV	PD	Emergency Vet Visit for K
						2,069.57				
11872 PICO PROPANE AND FUELS										
769	22001261	07/01/2019	811	08022019	288890	1,289.82	08/02/2019	INV	PD	OFF ROAD DIESEL FOR HEAVY
1269	22001582	07/25/2019	1334	08122019	289034	1,330.00	08/09/2019	INV	PD	Off Road Diesel for Heavy
3155	22002007	08/08/2019	3280	09202019	289798	1,628.40	09/20/2019	INV	PD	Propane to Run Boilers th
3154	22002599	08/30/2019	3279	09202019	289798	813.80	09/20/2019	INV	PD	Dyed Diesel Fuel for Equi
7162	22004284	11/13/2019	7702	11262019	291372	1,056.00	11/29/2019	INV	PD	Off Road Diesel for Equip
7251	22004459	11/21/2019	7793	12032019	291436	2,185.50	12/06/2019	INV	PD	Propane Delivered to the
8051	22004814	12/11/2019	9456	12202019	291738	982.51	12/20/2019	INV	PD	Off Road Diesel for Equip
8182	22004813	12/13/2019	9594	12202019	291738	2,024.00	12/20/2019	INV	PD	Propane Delivered to the
9754	22005249	01/08/2020	11202	01242020	292257	2,262.00	01/24/2020	INV	PD	Propane Delivered to the
10042	22005530	01/20/2020	11507	01312020	292434	1,036.00	01/31/2020	INV	PD	Off Road Diesel for Equip
10937	22005908	02/05/2020	12426	021820	292793	799.54	02/21/2020	INV	PD	Propane Delivered to the
10936	22005908	02/06/2020	12425	021820	292793	1,204.00	02/21/2020	INV	PD	Propane Delivered to the
12563	22006739	03/12/2020	14090	032020	293468	1,914.00	03/20/2020	INV	PD	Propane Delivered to the
						18,525.57				
11874 ACME ENVIRONMENTAL, INC										
227	22001070	05/13/2019	245	072619LO	288726	2,103.56	07/26/2019	INV	PD	Asbestos Worker Training
3822	22003103	09/23/2019	3958	09302019	289998	156.42	09/27/2019	INV	PD	Asbestos Training Registr
4241	22003343	10/02/2019	4401	10102019	290222	156.42	10/11/2019	INV	PD	Annual refresher course i

DOCUMENT	P.O.	INV DATE	VOUCHER	CHECK RUN	CHECK #	INVOICE NET	DUE DATE	TYPE	STS	INVOICE DESCRIPTION
						2,416.40				
11886 OTC BRANDS, INC.										
11194	22004905	12/13/2019	12689	022120	292875	489.95	02/21/2020	INV	PD	community event and decor
11202	22004905	02/20/2020	12697	022120	292875	-5.60	02/21/2020	CRM	PD	community event and decor
12657	22006368	02/26/2020	14186	032420	293540	392.73	03/27/2020	INV	PD	Dr. seuss community event
						877.08				
11887 EL VAQUERITO WESTERN WEAR										
10378	22004837	12/27/2019	11852	020420	292494	1,425.00	02/07/2020	INV	PD	UNIFORMS FOR COMMUNITY SE
10613	22002657	12/28/2019	12096	021420	292694	4,998.00	02/14/2020	INV	PD	Uniforms for Facility Mai
10379	22004836	12/28/2019	11853	020420	292494	2,013.30	02/07/2020	INV	PD	SUPPLIES FOR STREET DEPAR
10380	22004892	12/28/2019	11854	020420	292494	1,308.00	02/07/2020	INV	PD	Uniforms for Street Depar
						9,744.30				
11893 RIVISTAS SUBSCRIPTION SERVICES										
2837	22002570	07/01/2019	2954	09122019	289641	157.99	09/13/2019	INV	PD	Professional review journ
3552	22002508	08/19/2019	3681	09242019	289910	112.43	09/27/2019	INV	PD	Magazines & Newspaper Sub
3550	22002508	08/22/2019	3679	09242019	289910	1,567.65	09/27/2019	INV	PD	Magazines & Newspaper Sub
						1,838.07				
11895 UNIVERSITY PRODUCTS INC										
5345	22001625	09/19/2019	5831	10212019	290576	68.90	10/18/2019	INV	PD	paper and putty for creat
11899 QUALITY JANITORIAL LLC										
4706	22020100	06/07/2019	4880	10152019	290400	424.28	10/18/2019	INV	PD	192583- Supplies for Golf
514	22000431	06/26/2019	545	072619LO	288757	140.00	07/26/2019	INV	PD	192730- Tissue for Bathro
51	22000729	06/27/2019	54	07192019	288620	184.00	07/19/2019	INV	PD	Chlorine for the the spla
7067	22000760	07/09/2019	7604	11262019	291374	89.00	11/29/2019	INV	PD	Chlorinating liquid for t
386	22020400	07/12/2019	409	072419jd	288673	1,156.00	07/26/2019	INV	PD	55 gallon drum of muratic
410	22001106	07/15/2019	435	072419jd	288673	303.50	07/26/2019	INV	PD	Supplies to clean Softbal
406	22000730	07/15/2019	430	072419jd	288673	139.50	07/26/2019	INV	PD	Chlorine for the splashpa
4504	22001248	07/17/2019	4674	10112019	290360	281.60	10/11/2019	INV	PD	Foam soap for San Jose Se
415	22000880	07/17/2019	441	072419jd	288673	116.82	07/26/2019	INV	PD	1 gallon vindicator
640	22001322	07/18/2019	672	073119	288832	153.50	07/31/2019	INV	PD	bleach
628	22001348	07/22/2019	660	073119	288832	540.60	07/31/2019	INV	PD	Cleaning supplies for the
2753	22001382	07/22/2019	2869	09122019	289636	331.66	09/13/2019	INV	PD	Supplies for activities a
555	22001402	07/22/2019	587	073119	288832	698.00	07/31/2019	INV	PD	JANATORIAL SUPPLIES FOR T
631	22001392	07/25/2019	663	073119	288832	937.55	07/31/2019	INV	PD	cleaning supplies city ha
1902	22001549	07/25/2019	1992	08232019	289277	344.00	08/23/2019	INV	PD	Paper Goods to Restock Wa
1903	22001177	07/25/2019	1993	08232019	289277	54.00	08/23/2019	INV	PD	liners for waste receptac
1144	22001638	07/25/2019	1207	08122019	289037	1,111.80	08/09/2019	INV	PD	Platinum Multi Fold
1357	22001804	07/31/2019	1424	08122019	289037	60.00	08/09/2019	INV	PD	Janitorial supplies
1426	22001815	08/01/2019	1499	08162019	289183	1,260.00	08/16/2019	INV	PD	liners for parks receptac
1421	22001711	08/05/2019	1494	08162019	289183	112.90	08/16/2019	INV	PD	Chlorine, and replacement
1427	22001932	08/06/2019	1500	08162019	289183	182.00	08/16/2019	INV	PD	Restock Paper Goods
1803	22001711	08/15/2019	1890	08232019	289277	26.00	08/23/2019	INV	PD	Chlorine, and replacement
4401	22002251	08/16/2019	4567	10102019	290267	818.20	10/11/2019	INV	PD	Building Maintenance Supp
2208	22002328	08/21/2019	2310	08302019	289390	1,194.24	08/30/2019	INV	PD	Janitorial Supplies for P
2475	22002315	08/22/2019	2588	09062019	289513	32.55	09/06/2019	INV	PD	Chlorinating liquid for t

DOCUMENT	P.O.	INV DATE	VOUCHER	CHECK RUN	CHECK #	INVOICE NET	DUE DATE	TYPE	STS	INVOICE DESCRIPTION
2463	22002484	08/26/2019	2575	09062019	289513	416.00	09/06/2019	INV	PD	Paper Towels and Trash Ba
2458	22002351	08/27/2019	2570	09062019	289513	514.40	09/06/2019	INV	PD	CLEANING SUPPLIES FOR PUB
2476	22002352	08/29/2019	2589	09062019	289513	108.00	09/06/2019	INV	PD	Can Liners for Waste Rece
2480	22002523	08/29/2019	2593	09062019	289513	347.20	09/06/2019	INV	PD	Cleaning supplies for the
2490	22002315	08/30/2019	2603	09062019	289513	60.45	09/06/2019	INV	PD	Chlorinating liquid for t
2564	22002596	08/30/2019	2677	09062019	289513	99.40	09/06/2019	INV	PD	Cleaning Supplies for Bui
2531	22002518	09/03/2019	2644	09062019	289513	1,052.16	09/06/2019	INV	PD	RESTOCK FOR PFA (TH)
4369	22002588	09/03/2019	4534	10102019	290267	72.00	10/11/2019	INV	PD	restock warehouse - refil
4400	22002759	09/06/2019	4566	10102019	290267	184.00	10/11/2019	INV	PD	SUPPLIES TO STRIP AND RES
3201	22002653	09/11/2019	3327	09202019	289801	192.00	09/20/2019	INV	PD	Janitorial supplies for T
3130	22002351	09/11/2019	3253	09202019	289801	100.00	09/20/2019	INV	PD	CLEANING SUPPLIES FOR PUB
3062	22002296	09/11/2019	3183	09202019	289801	1,156.00	09/20/2019	INV	PD	55gal drum of muratic aci
4124	22003374	10/02/2019	4265	10042019	290194	654.20	10/04/2019	INV	PD	Cleaning supplies for the
4476	22003395	10/02/2019	4645	10112019	290360	310.00	10/11/2019	INV	PD	floor mats door entrys
4272	22003474	10/04/2019	4432	10102019	290267	347.38	10/11/2019	INV	PD	Janitorial supplies
4502	22003475	10/08/2019	4672	10112019	290360	750.60	10/11/2019	INV	PD	CLEANING SUPPLIES FOR PUB
6496	22003753	10/18/2019	7016	11142019	291107	635.00	11/15/2019	INV	PD	Building Maintenance Supp
6138	22003775	10/21/2019	6652	110719	290948	366.18	11/08/2019	INV	PD	Janitorial Supplies for S
5672	22003793	10/22/2019	6168	1028201	290742	1,062.90	10/31/2019	INV	PD	Janitorial Supplies for P
5757	22003754	10/23/2019	6254	10312019	290837	498.74	10/31/2019	INV	PD	CLEANING SUPPLIES NEEDED
5536	22003620	10/23/2019	6028	10242019	290645	50.00	10/25/2019	INV	PD	power cord for vacuum
5898	22003942	10/28/2019	6398	10312019	290837	462.19	10/31/2019	INV	PD	Janitorial Supplies
5991	22003356	10/29/2019	6502	110419	290880	526.90	11/08/2019	INV	PD	cleaning supplies
6139	22003775	10/29/2019	6653	110719	290948	139.26	11/08/2019	INV	PD	Janitorial Supplies for S
8364	22004259	11/12/2019	9780	12312019	291828	517.48	12/31/2019	INV	PD	Restock Warehouse
6491	22003818	11/12/2019	7011	11142019	291107	36.00	11/15/2019	INV	PD	Cleaning Supplies
6742	22003754	11/12/2019	7266	11222019	291204	56.76	11/22/2019	INV	PD	CLEANING SUPPLIES NEEDED
7071	22004003	11/20/2019	7608	11262019	291374	509.00	11/29/2019	INV	PD	cleaning supplies
7281	22004572	11/26/2019	7824	12032019	291439	595.00	12/06/2019	INV	PD	cleaning supplies
7269	22004584	11/27/2019	7811	12032019	291439	1,253.60	12/06/2019	INV	PD	Cleaning supplies for the
7734	22004791	12/10/2019	8289	12132019	291622	162.00	12/13/2019	INV	PD	Restock Warehouse
7735	22004745	12/10/2019	8290	12132019	291622	251.00	12/13/2019	INV	PD	Restock Warehouse - paper
7708	22004686	12/11/2019	8263	12132019	291622	433.32	12/13/2019	INV	PD	Janitorial Supplies
8307	22004702	12/11/2019	9722	12312019	291828	1,145.66	12/31/2019	INV	PD	Janitorial Supplies for P
8371	22004121	12/13/2019	9787	12312019	291828	370.98	12/31/2019	INV	PD	cleaning supplies
8354	22004716	12/13/2019	9770	12312019	291828	422.60	12/31/2019	INV	PD	cleaning supplies
8318	22004949	12/19/2019	9733	12312019	291828	160.00	12/31/2019	INV	PD	Trash can liners for Tran
8330	22004863	12/19/2019	9746	12312019	291828	298.52	12/31/2019	INV	PD	Janitorial supplies for T
8311	22004544	12/19/2019	9726	12312019	291828	40.00	12/31/2019	INV	PD	Sponges
8312	22004990	12/19/2019	9727	12312019	291828	181.20	12/31/2019	INV	PD	Janitorial Supplies
8828	22005025	12/20/2019	10245	01072020	291946	242.95	01/03/2020	INV	PD	Supplies needed at San Jo
8459	22005034	12/23/2019	9875	01072020	291946	496.00	01/03/2020	INV	PD	Restock Warehouse
8798	22005104	12/30/2019	10216	01072020	291946	138.00	01/03/2020	INV	PD	dust mops rec center
8325	22005072	12/30/2019	9740	12312019	291828	106.80	12/31/2019	INV	PD	Hand soap for public rest
8909	22003942	01/02/2020	10328	01072020	291946	100.00	01/03/2020	INV	PD	Janitorial Supplies
9301	22005222	01/03/2020	10733	01142020	292064	78.00	01/17/2020	INV	PD	Trash bags
9575	22005025	01/08/2020	11013	01212020	292164	153.95	01/24/2020	INV	PD	Supplies needed at San Jo
9577	22005242	01/10/2020	11015	01212020	292164	1,156.00	01/24/2020	INV	PD	55gal drum of muratic aci
9736	22005198	01/16/2020	11184	01242020	292262	125.00	01/24/2020	INV	PD	Replacement soap dispense
9742	22005357	01/17/2020	11191	01242020	292262	1,260.00	01/24/2020	INV	PD	liners for waste receptac
9743	22005425	01/17/2020	11192	01242020	292262	227.00	01/24/2020	INV	PD	Restock Warehouse
10044	22005597	01/23/2020	11509	01312020	292438	271.28	01/31/2020	INV	PD	Supplies for polishing/re
10038	22005608	01/27/2020	11503	01312020	292438	489.60	01/31/2020	INV	PD	cleaning supplies for dep
11615	22005633	01/27/2020	13121	022820	293043	1,334.76	02/28/2020	INV	PD	CLEANING SUPPLIES FOR PUB
10494	22005584	01/28/2020	11973	020720	292617	888.84	02/07/2020	INV	PD	cleaning supplies

DOCUMENT	P.O.	INV DATE	VOUCHER	CHECK RUN	CHECK #	INVOICE NET	DUE DATE	TYPE	STS	INVOICE DESCRIPTION
10184	22005731	01/29/2020	11654	01312020	292438	586.50	01/31/2020	INV	PD	cleaning supplies
10332	22005714	01/30/2020	11804	020420	292533	499.14	02/07/2020	INV	PD	Cleaning supplies for the
10752	22005917	02/05/2020	12238	021420	292751	90.00	02/14/2020	INV	PD	liners for waste receptac
11299	22005873	02/13/2020	12797	022520	292945	1,293.10	02/28/2020	INV	PD	CPD Building Supplies
11206	22006131	02/14/2020	12702	022120	292879	522.80	02/21/2020	INV	PD	cleaning supplies
11099	22005715	02/18/2020	12592	022120	292879	520.30	02/21/2020	INV	PD	Janitorial Supplies
11147	22006187	02/18/2020	12640	022120	292879	198.00	02/21/2020	INV	PD	Janitorial supplies for T
11762	22005909	02/18/2020	13272	032020	293114	774.08	03/06/2020	INV	PD	Cleaning supplies for San
12653	22006329	02/25/2020	14182	032420	293543	904.36	03/27/2020	INV	PD	cleaning supplies
11566	22006358	02/26/2020	13071	022820	293043	119.71	02/28/2020	INV	PD	Vacuum Cleaner Filters fo
11882	22006466	03/02/2020	13394	031020	293230	291.95	03/13/2020	INV	PD	Restock Warehouse
12460	22006162	03/03/2020	13985	032020	293475	80.00	03/20/2020	INV	PD	Restock Janitorial Suppli
11930	22006449	03/05/2020	13443	031020	293230	538.20	03/13/2020	INV	PD	Cleaning supplies
12564	22006329	03/09/2020	14092	032020	293475	94.80	03/20/2020	INV	PD	cleaning supplies
12179	22006583	03/10/2020	13697	031320	293332	534.00	03/13/2020	INV	PD	cleaning supplies
12181	22006369	03/10/2020	13699	031320	293332	768.40	03/13/2020	INV	PD	cleaning supplies
12177	22006290	03/10/2020	13695	031320	293332	238.80	03/13/2020	INV	PD	cleaning supplies
12223	22006687	03/10/2020	13742	031320	293332	147.80	03/13/2020	INV	PD	Cleaning supplies
12720	22006670	03/10/2020	14253	032420	293543	334.00	03/27/2020	INV	PD	supplies
12710	22006793	03/16/2020	14243	032420	293543	207.00	03/27/2020	INV	PD	supplies
12557	22006850	03/17/2020	14084	032020	293475	280.00	03/20/2020	INV	PD	Coronavirus Supplies
13047	22006811	03/26/2020	14591	03312020	293695	719.28	03/31/2020	INV	PD	Janitorial Supplies
13048	22007075	03/26/2020	14592	03312020	293695	274.00	03/31/2020	INV	PD	Janitorial Supplies
						44,314.18				
11901 VERIZON WIRELESS										
39	22020318	06/25/2019	42	07152019	288560	86.14	07/19/2019	INV	PD	Cell Phone Service 7/18 -
41	22000626	06/25/2019	44	07152019	288560	34.15	07/19/2019	INV	PD	Annual cell phone charges
40	22020265	06/25/2019	43	07152019	288560	72.04	07/19/2019	INV	PD	EST YRLY CELL PHONE SRV 7
8436	22002158	12/25/2019	9853	01072020	291971	86.14	01/03/2020	INV	PD	Cell Phone Service
492	22020318	06/25/2019	523	072619LO	288768	856.68	07/26/2019	INV	PD	Cell Phone Service 7/18 -
16	22000413	06/25/2019	19	07152019	288560	86.16	07/19/2019	INV	PD	184941-ANNUAL AIR CARD FO
63	22020266	06/25/2019	66	072219LO	288604	172.28	07/19/2019	INV	PD	AIRCARD NEED FOR ASSET MA
62	22000507	06/25/2019	65	07192019	288626	2,420.36	07/19/2019	INV	PD	Cell Phone Data Services
874	22020318	07/17/2019	919	08022019	288901	642.86	08/02/2019	INV	PD	Cell Phone Service 7/18 -
493	22000678	06/25/2019	524	072619LO	288768	95.08	07/26/2019	INV	PD	AIR CARD AND DATA SERVICE
1888	22002158	07/25/2019	1978	08232019	289312	1,713.38	08/23/2019	INV	PD	Cell Phone Service
1747	22002158	07/25/2019	1828	08162019	289207	86.18	08/16/2019	INV	PD	Cell Phone Service
1895	22002330	07/25/2019	1985	08232019	289312	86.42	08/23/2019	INV	PD	Air Card
2018	22000626	07/25/2019	2112	08302019	289422	34.64	08/23/2019	INV	PD	Annual cell phone charges
2016	22020266	07/25/2019	2110	08302019	289422	172.28	08/23/2019	INV	PD	AIRCARD NEED FOR ASSET MA
2068	22002454	07/25/2019	2165	08302019	289422	2,412.12	08/30/2019	INV	PD	Cell Data Services for Po
1887	22002158	07/25/2019	1977	08232019	289312	1,272.12	08/23/2019	INV	PD	Cell Phone Service
2023	22000762	07/25/2019	2117	08302019	289422	72.77	08/23/2019	INV	PD	EST YRLY ON CALL CELL PHO
1748	22000834	07/25/2019	1829	08162019	289207	190.16	08/16/2019	INV	PD	EST YR AIR CARD/DATA SRV
2558	22002158	08/25/2019	2671	09062019	289528	86.16	09/06/2019	INV	PD	Cell Phone Service
2568	22002330	08/25/2019	2681	09062019	289528	86.14	09/06/2019	INV	PD	Air Card
2556	22001057	08/25/2019	2669	09062019	289528	69.28	09/06/2019	INV	PD	Annual PO Cell Phone Usag
2552	22020266	08/25/2019	2665	09062019	289528	344.56	09/06/2019	INV	PD	AIRCARD NEED FOR ASSET MA
2551	22002454	08/25/2019	2664	09062019	289528	4,824.29	09/06/2019	INV	PD	Cell Data Services for Po
2545	22002158	08/25/2019	2658	09062019	289528	91.22	09/06/2019	INV	PD	Cell Phone Service
2554	22000762	08/25/2019	2667	09062019	289528	145.54	09/06/2019	INV	PD	EST YRLY ON CALL CELL PHO
4288	22002158	09/25/2019	4448	10102019	290285	856.72	10/11/2019	INV	PD	Cell Phone Service
4287	22002158	09/25/2019	4447	10102019	290285	86.14	10/11/2019	INV	PD	Cell Phone Service

DOCUMENT	P.O.	INV DATE	VOUCHER	CHECK RUN	CHECK #	INVOICE NET	DUE DATE	TYPE	STS	INVOICE DESCRIPTION
4493	22002330	09/25/2019	4663	10112019	290382	278.04	10/11/2019	INV	PD	Air Card
4289	22002158	09/25/2019	4449	10102019	290285	674.08	10/11/2019	INV	PD	Cell Phone Service
4373	22000834	09/25/2019	4538	10102019	290285	95.10	10/11/2019	INV	PD	EST YR AIR CARD/DATA SRV
6047	22002158	10/25/2019	6558	110719	290965	856.79	11/08/2019	INV	PD	Cell Phone Service
6034	22002158	10/25/2019	6545	110719	290965	86.14	11/08/2019	INV	PD	Cell Phone Service
6041	22002330	10/25/2019	6552	110719	290965	215.97	11/08/2019	INV	PD	Air Card
6030	22001057	10/25/2019	6541	110719	290965	34.70	11/08/2019	INV	PD	Annual PO Cell Phone Usag
6036	22000761	10/25/2019	6547	110719	290965	172.28	11/08/2019	INV	PD	EST YEARLY WTR AIRCARD AS
6048	22002454	10/25/2019	6559	110719	290965	2,412.01	11/08/2019	INV	PD	Cell Data Services for Po
6049	22002158	10/25/2019	6560	110719	290965	681.49	11/08/2019	INV	PD	Cell Phone Service
6028	22000762	10/25/2019	6539	110719	290965	72.87	11/08/2019	INV	PD	EST YRLY ON CALL CELL PHO
6029	22000834	10/25/2019	6540	110719	290965	95.08	11/08/2019	INV	PD	EST YR AIR CARD/DATA SRV
7504	22002158	11/25/2019	8053	12112019	291557	856.66	12/13/2019	INV	PD	Cell Phone Service
7507	22002158	11/25/2019	8058	12112019	291557	86.16	12/13/2019	INV	PD	Cell Phone Service
7498	22002330	11/25/2019	8048	12112019	291557	215.41	12/13/2019	INV	PD	Air Card
7501	22001057	11/25/2019	8051	12112019	291557	34.70	12/13/2019	INV	PD	Annual PO Cell Phone Usag
7499	22000761	11/25/2019	8049	12112019	291557	172.28	12/13/2019	INV	PD	EST YEARLY WTR AIRCARD AS
7509	22002454	11/25/2019	8060	12112019	291557	2,574.58	12/13/2019	INV	PD	Cell Data Services for Po
7510	22002158	11/25/2019	8061	12112019	291557	832.23	12/13/2019	INV	PD	Cell Phone Service
7497	22000762	11/25/2019	8046	12112019	291557	72.87	12/13/2019	INV	PD	EST YRLY ON CALL CELL PHO
7502	22000834	11/25/2019	8052	12112019	291557	95.10	12/13/2019	INV	PD	EST YR AIR CARD/DATA SRV
8890	22002158	12/25/2019	10307	01072020	291971	856.64	01/03/2020	INV	PD	Cell Phone Service
8426	22002330	12/25/2019	9842	01072020	291971	215.43	01/03/2020	INV	PD	Air Card
8432	22001057	12/25/2019	9848	01072020	291971	34.70	01/03/2020	INV	PD	Annual PO Cell Phone Usag
8428	22000761	12/25/2019	9844	01072020	291971	172.28	01/03/2020	INV	PD	EST YEARLY WTR AIRCARD AS
9064	22002454	12/25/2019	10484	01102020	292025	2,840.08	01/10/2020	INV	PD	Cell Data Services for Po
8424	22002158	12/25/2019	9840	01072020	291971	750.15	01/03/2020	INV	PD	Cell Phone Service
8434	22000762	12/25/2019	9850	01072020	291971	72.87	01/03/2020	INV	PD	EST YRLY ON CALL CELL PHO
8419	22000834	12/25/2019	9835	01072020	291971	95.14	01/03/2020	INV	PD	EST YR AIR CARD/DATA SRV
10419	22002158	01/25/2020	11895	020420	292547	856.66	02/07/2020	INV	PD	Cell Phone Service
10411	22002158	01/25/2020	11887	020420	292547	86.14	02/07/2020	INV	PD	Cell Phone Service
10409	22002330	01/25/2020	11885	020420	292547	215.37	02/07/2020	INV	PD	Air Card
10408	22001057	01/25/2020	11884	020420	292547	34.43	02/07/2020	INV	PD	Annual PO Cell Phone Usag
10410	22000761	01/25/2020	11886	020420	292547	172.30	02/07/2020	INV	PD	EST YEARLY WTR AIRCARD AS
10497	22002454	01/25/2020	11976	020720	292634	2,713.71	02/07/2020	INV	PD	Cell Data Services for Po
10418	22002158	01/25/2020	11894	020420	292547	738.74	02/07/2020	INV	PD	Cell Phone Service
10407	22000762	01/25/2020	11883	020420	292547	72.45	02/07/2020	INV	PD	EST YRLY ON CALL CELL PHO
10499	22000834	01/25/2020	11978	020720	292634	95.08	02/07/2020	INV	PD	EST YR AIR CARD/DATA SRV
11979	22002158	02/25/2020	13494	031020	293251	856.66	03/13/2020	INV	PD	Cell Phone Service
11817	22002158	02/25/2020	13327	030620	293160	86.14	03/06/2020	INV	PD	Cell Phone Service
12005	22002330	02/25/2020	13520	031020	293251	465.51	03/13/2020	INV	PD	Air Card
11818	22001057	02/25/2020	13328	030620	293160	34.43	03/06/2020	INV	PD	Annual PO Cell Phone Usag
11948	22000761	02/25/2020	13461	031020	293251	172.28	03/13/2020	INV	PD	EST YEARLY WTR AIRCARD AS
11980	22002454	02/25/2020	13495	031020	293251	2,713.54	03/13/2020	INV	PD	Cell Data Services for Po
11977	22002158	02/25/2020	13492	031020	293251	750.60	03/13/2020	INV	PD	Cell Phone Service
11819	22000762	02/25/2020	13329	030620	293160	72.45	03/06/2020	INV	PD	EST YRLY ON CALL CELL PHO
11950	22000834	02/25/2020	13464	031020	293251	95.19	03/13/2020	INV	PD	EST YR AIR CARD/DATA SRV
						43,065.52				
11902 RED HAWK FIRE & SAFETY										
3193	22020015	09/05/2019	3319	09202019	289803	8,884.00	09/20/2019	INV	PD	Drive Thru Cash Drawer Re
11909 JOSH MOORE										

DOCUMENT	P.O.	INV DATE	VOUCHER	CHECK RUN	CHECK #	INVOICE NET	DUE DATE	TYPE	STS	INVOICE DESCRIPTION
1759		07/30/2019	1843	08232019	289253	15.00	08/23/2019	INV	PD	Reimbursement for gas for
11954 SOUTHWEST ART										
2466	22001197	08/27/2019	2578	09062019	289520	39.95	09/06/2019	INV	PD	2019-20 annual subscripti
11958 DESERT SNOW										
11335	22004962	12/09/2019	12834	022520	292917	10,500.00	02/28/2020	INV	PD	3 day hands on Criminal I
11959 ADRIAN GONZALES										
12069		03/04/2020	13586	031320	293259	12.00	03/13/2020	INV	PD	Travel to Hobbs NM
4319	22002916	10/01/2019	4482	10102019	290223	30.00	10/11/2019	INV	PD	Per Diem - Glock Armorer
						42.00				
11972 VIVIAL MEDIA LLC										
9122	22000876	12/28/2019	10544	01102020	292026	329.12	01/10/2020	INV	PD	Monthly Advertising for W
4353	22000876	09/28/2019	4518	10102019	290286	329.12	10/11/2019	INV	PD	Monthly Advertising for W
6039	22000876	10/28/2019	6550	110719	290966	329.12	11/08/2019	INV	PD	Monthly Advertising for W
7559	22000876	11/28/2019	8110	12112019	291559	329.12	12/13/2019	INV	PD	Monthly Advertising for W
10498	22000876	01/28/2020	11977	020720	292635	329.12	02/07/2020	INV	PD	Monthly Advertising for W
11975	22000876	02/28/2020	13490	031020	293252	329.12	03/13/2020	INV	PD	Monthly Advertising for W
320	22000876	06/28/2019	342	072319jd	288653	329.12	07/26/2019	INV	PD	Monthly Advertising for W
1236	22000876	07/28/2019	1301	08122019	289059	354.12	08/09/2019	INV	PD	Monthly Advertising for W
2532	22000876	08/28/2019	2645	09062019	289529	329.12	09/06/2019	INV	PD	Monthly Advertising for W
						2,987.08				
11976 JEFFREY BISHOP										
2253		07/12/2019	2359		366895	2,999.46	07/31/2019	DIR	PD	Re-issue CK for 7-5-19
11978 MICHAEL (BRAD) HENSON										
11947	22005406	03/04/2020	13460	031020	293210	115.00	03/10/2020	INV	PD	Per Diem - RIT Training -
11949	22004140	03/04/2020	13462	031020	293210	12.00	03/10/2020	INV	PD	Per Diem - NMFTA Cadet Te
7572	22004141	12/03/2019	8124	12122019	291600	30.00	12/13/2019	INV	PD	Per Diem - Structural Tac
11934	22004047	03/04/2020	13447	031020	293210	128.25	03/10/2020	INV	PD	Per Diem - Wildland Fire
546		07/16/2019	577	073119	288818	30.00	07/31/2019	INV	PD	Travel to Capitan NM
						315.25				
11997 POWERDMS,INC										
388	22000915	05/29/2019	411	072419jd	288671	6,488.68	07/26/2019	INV	PD	Law Enforcement Document
6192	22003906	11/01/2019	6707	11142019	291074	120.36	11/08/2019	INV	PD	Annual Power DMS hosted s
						6,609.04				
12000 M & B MUFFLER SHOP										
11431	22002831	09/10/2019	12933	022820	293018	545.19	02/28/2020	INV	PD	Replace exhaust parts on
12006 XPRESSMYSELF.COM LLC										
9164	22004507	12/05/2019	10587	01142020	292073	378.50	01/17/2020	INV	PD	signs for doors

DOCUMENT	P.O.	INV DATE	VOUCHER	CHECK RUN	CHECK #	INVOICE NET	DUE DATE	TYPE	STS	INVOICE DESCRIPTION
7312	22004296	11/14/2019	7858	032720	293634	83.70	12/06/2019	INV	PD	OSHA Signs for Library
8180	22004873	12/12/2019	9591	12202019	291746	97.15	12/20/2019	INV	PD	Safety Signs for Library
						559.35				
12014 BOBCAT COLLISION CENTER										
5609	22003345	10/18/2019	6103	10252019	290667	1,935.22	10/25/2019	INV	PD	Parts for Repair of Unit
12028 JOHN BONNELL										
566		07/30/2019	598	073119	288807	23.81	07/31/2019	INV	PD	reimbursement for gas 7/3
2378		07/30/2019	2486	09042019	289482	12.00	09/06/2019	INV	PD	Travel to Hobbs NM
2379		07/31/2019	2487	09042019	289482	12.00	09/06/2019	INV	PD	Travel to Roswell NM
3832		09/24/2019	3969	09302019	290052	83.94	09/27/2019	INV	PD	Travel to Liberty Hill TX
						131.75				
12033 CLEARING HOUSE, ATLAS										
932		08/02/2019	985	080619MS	288910	258.17	08/06/2019	INV	PD	Child Support-John Bonnel
1560		08/15/2019	1636	081619ms	289074	258.17	08/16/2019	INV	PD	000848508601 - John Bonne
2332		08/30/2019	2440	083019ms	289319	258.17	08/30/2019	INV	PD	000848508601-John Bonnell
8080		12/20/2019	9485	Dec PR#2	1203	258.17	12/20/2019	INV	PD	Acct# 000848508601
7459		12/06/2019	8009	Dec PR#1	1090	258.17	12/06/2019	INV	PD	Acct# 000848508601
10910		02/14/2020	12399	Feb PR#1	400216	258.17	02/14/2020	INV	PD	#000848508601
11518		02/28/2020	13021	Feb PR#2	400292	258.17	02/28/2020	INV	PD	#000848508601
8868		01/03/2020	10285	Jan PR#1	1287	258.17	01/03/2020	INV	PD	000848508601
9546		01/17/2020	10984	Jan PR#2	400061	258.17	01/17/2020	INV	PD	#000848508601
10099		01/31/2020	11566	Jan PR#3	400134	258.17	01/31/2020	INV	PD	000848508601
12257		03/13/2020	13777	Mar PR#1	400374	258.17	03/13/2020	INV	PD	Child support
12894		03/27/2020	14431	Mar PR#2	400449	258.17	03/27/2020	INV	PD	Acct# 000848508601
6298		11/08/2019	6816	Nov PR1	912	258.17	11/08/2019	INV	PD	000848508601
6932		11/22/2019	7464	Nov PR2	1000	258.17	11/22/2019	INV	PD	Acct# 000848508601
5601		10/25/2019	6095	Oct PR2	791	258.17	10/25/2019	INV	PD	000848508601
4609		10/11/2019	4780	Oct PR#1	713	258.17	10/11/2019	INV	PD	ACCT# 000848508601
2889		09/13/2019	3006	09132019	289670	258.17	09/13/2019	INV	PD	000848508601 Child Suppor
3762		09/27/2019	3897	09272019	289976	258.17	09/27/2019	INV	PD	000848508601-John Bonnell
						4,647.06				
12060 WILLIAM ANDERSON										
10473	22005431	02/04/2020	11952	020720	292636	105.00	02/07/2020	INV	PD	Per Diem - Waste Water II
7293	22004004	11/26/2019	7839	12032019	291459	360.00	12/06/2019	INV	PD	Per Diem - Continuing Ed
						465.00				
12061 CARLSBAD PRINTING/DESIGN										
706	22020401	07/17/2019	739	08022019	288863	30.00	08/02/2019	INV	PD	Employee Uniform Caps
707	22020282	07/17/2019	740	08022019	288863	333.00	08/02/2019	INV	PD	CAPS FOR EMPLOYEE UNIFORM
708	22000679	07/17/2019	741	08022019	288863	15.00	08/02/2019	INV	PD	CAPS FOR EMPLOYEE UNIFORM
712	22000763	07/17/2019	745	08022019	288863	28.00	08/02/2019	INV	PD	Caps for the parks dept.
710	22000588	07/17/2019	743	08022019	288863	336.00	08/02/2019	INV	PD	CAPS FOR EMPLOYEE UNIFORM
713	22020101	07/17/2019	746	08022019	288863	27.00	08/02/2019	INV	PD	192235- Caps for Employee
714	22020224	07/17/2019	747	08022019	288863	28.50	08/02/2019	INV	PD	CAPS FOR EMPLOYEE UNIFORM
715	22000442	07/17/2019	748	08022019	288863	30.00	08/02/2019	INV	PD	caps for employee uniform
1680	22001486	07/31/2019	1759	08162019	289117	137.92	08/16/2019	INV	PD	Blue Tactical Polo's for

DOCUMENT	P.O.	INV DATE	VOUCHER	CHECK RUN	CHECK #	INVOICE NET	DUE DATE	TYPE	STS	INVOICE DESCRIPTION
3473	22002193	09/10/2019	3602	09242019	289870	734.50	09/20/2019	INV	PD	Restock Warehouse - Caps
3820	22002842	09/18/2019	3956	09302019	290013	143.70	09/27/2019	INV	PD	Polo Shirts-SRO Ofc. A. M
6431	22002983	11/07/2019	6951	11142019	291031	1,425.00	11/15/2019	INV	PD	City Caps for Employee Un
6895	22003621	11/12/2019	7424	11222019	291261	810.00	11/22/2019	INV	PD	Uniform Caps for City Emp
7050	22003981	11/14/2019	7586	11222019	291261	2,192.74	11/22/2019	INV	PD	Uniform Polos Fall 2019-R
10256	22005407	01/22/2020	11727	020420	292476	27.00	02/07/2020	INV	PD	embroider city logo onto
10257	22004646	01/22/2020	11728	020420	292476	9.00	02/07/2020	INV	PD	embroider logo onto city
413	22000763	07/09/2019	439	072419jd	288655	89.00	07/26/2019	INV	PD	Caps for the parks dept.
						6,396.36				
12064 HELMETS R US INC										
11742	22006292	02/21/2020	13250	032020	293097	375.50	03/06/2020	INV	PD	helmets for patrons
12070 SHI INTERNATIONAL CORP										
3694	22001973	08/30/2019	3827	09302019	290065	11,959.02	09/27/2019	INV	PD	Software Program for on l
6824	22003027	09/20/2019	7351	11222019	291215	5,250.00	11/22/2019	INV	PD	Blue Team Frontline Softw
						17,209.02				
12083 MAJESTIC COMMUNICATIONS										
2169	22001144	05/31/2019	2271	08302019	289361	323.50	08/30/2019	INV	PD	192417-WATER PARK RADIO A
1779	22001144	07/31/2019	1863	08232019	289258	323.50	08/23/2019	INV	PD	192417-WATER PARK RADIO A
299	22001144	06/30/2019	320	072319jd	288631	323.50	07/26/2019	INV	PD	192417-WATER PARK RADIO A
						970.50				
12084 SHALOM TRAILERS, INC										
384	22000862	07/11/2019	407	072419jd	288678	308.06	07/26/2019	INV	PD	new vehicle equipment
12095 FARO TECHNOLOGIES, INC										
3726	22001301	07/26/2019	3858	09302019	290038	8,962.76	09/27/2019	INV	PD	ScanPlan machine and soft
7044	22002387	08/27/2019	7579	11222019	291282	9,356.91	11/22/2019	INV	PD	Handheld mapping device P
7045	22002388	08/27/2019	7580	11222019	291282	43,277.32	11/22/2019	INV	PD	3D Laser Scanner-Project
10260	22002388	08/29/2019	11731	020420	292496	5,753.84	02/07/2020	INV	PD	3D Laser Scanner-Project
7043	22002387	09/10/2019	7578	11222019	291282	77.50	11/22/2019	INV	PD	Handheld mapping device P
7419	22002388	11/26/2019	7969	12062019	291485	9,130.00	12/06/2019	INV	PD	3D Laser Scanner-Project
12501	22006551	03/10/2020	14027	032020	293422	3,744.00	03/20/2020	INV	PD	FARO Zone 3D Advanced Mai
						80,302.33				
12098 T & D'S LUBE DOCTORS, LLC										
3295		09/12/2019	3424	09202019	289827	538.23	09/20/2019	INV	PD	Metal fence at 2011 E Orc
12103 FTI CONSULTING LLC										
64	22020370	06/24/2019	67	072219LO	288595	10,000.00	07/19/2019	INV	PD	Lobbyist Services for FY
1080	22000940	07/29/2019	1139	08082019	288952	10,000.00	08/09/2019	INV	PD	Agreement for Lobbyist Se
2658	22000940	08/30/2019	2773	09122019	289580	10,000.00	09/13/2019	INV	PD	Agreement for Lobbyist Se
3826	22000940	09/24/2019	3963	09302019	290043	10,000.00	09/27/2019	INV	PD	Agreement for Lobbyist Se
6172	22000940	10/29/2019	6687	110719	290918	10,000.00	11/08/2019	INV	PD	Agreement for Lobbyist Se
6952	22000940	11/15/2019	7483	11222019	291285	10,000.00	11/22/2019	INV	PD	Agreement for Lobbyist Se
7831	22000940	12/12/2019	8663	12202019	291702	10,000.00	12/20/2019	INV	PD	Agreement for Lobbyist Se

DOCUMENT	P.O.	INV DATE	VOUCHER	CHECK RUN	CHECK #	INVOICE NET	DUE DATE	TYPE	STS	INVOICE DESCRIPTION
10710	22000940	01/31/2020	12196	021420	292701	10,000.00	02/14/2020	INV	PD	Agreement for Lobbyist Se
12080	22000940	02/29/2020	13597	031320	293299	10,000.00	03/13/2020	INV	PD	Agreement for Lobbyist Se
						90,000.00				
12122 BRITTNEY MARTINEZ										
933		08/02/2019	986	080619MS	288904	250.00	08/06/2019	INV	PD	Child Support-Sabino Mart
1561		08/15/2019	1637	081619ms	289067	250.00	08/16/2019	INV	PD	Child Support - Sabino Ma
5602		10/25/2019	6096	Oct PR2	788	250.00	10/25/2019	INV	PD	Child Support
4610		10/11/2019	4781	Oct PR#1	708	250.00	10/11/2019	INV	PD	CHILD SUPPORT
2890		09/13/2019	3007	09132019	289664	250.00	09/13/2019	INV	PD	Child support-Sabino Mart
3763		09/27/2019	3898	09272019	289972	250.00	09/27/2019	INV	PD	Child Support-Sabino Mart
						1,500.00				
12149 GUADALUPE MTN FENCING										
1855	22001161	08/13/2019	1943	08232019	289246	63,229.53	08/23/2019	INV	PD	192459- ORNAMENTAL IRON F
12154 LIFEMED SAFETY										
5852	22003178	10/23/2019	6350	10312019	290799	1,750.00	10/31/2019	INV	PD	Maintenance on Lifepaks
10660	22005121	01/27/2020	12145	021420	292722	19,995.00	02/14/2020	INV	PD	Ventilators
						21,745.00				
12158 ALONZO NAJERA JR										
10490		02/04/2020	11969	020720	292550	437.00	02/07/2020	INV	PD	Travel to Las Cruces NM
12174 PULLTARPS MFG										
5148	22020258	07/30/2019	5629	10162019	290430	331.50	10/18/2019	INV	PD	NEED PARTS FOR TARP SYSTE
2282	22002252	08/16/2019	2388	08302019	289387	112.53	08/30/2019	INV	PD	Upper Elbow kit for pull
3987	22002353	08/22/2019	4126	10042019	290193	1,469.56	10/04/2019	INV	PD	REPLACE TARP SYSTEM SW #1
6134	22003622	10/23/2019	6648	110719	290946	650.08	11/08/2019	INV	PD	REPLACE TARP SYSTEM FOR D
9898	22004111	11/04/2019	11351	012820	292358	1,580.97	01/31/2020	INV	PD	REPLACE ARM AND SPRING AS
6808	22004198	11/06/2019	7334	11222019	291202	160.00	11/22/2019	INV	PD	REPLACE PLATE MOUNT ASSEM
						4,304.64				
12182 ROCKING WD SERVICES LLC										
1344	22001031	07/25/2019	1410	08122019	289046	27.99	08/09/2019	INV	PD	Annual Rocking WD Pest C
1352	22001341	07/25/2019	1418	08122019	289046	27.98	08/09/2019	INV	PD	EST YRLY COST PEST CONTRO
1351	22001403	07/25/2019	1417	08122019	289046	27.98	08/09/2019	INV	PD	ANNUAL PEST CONTROL SERVI
1350	22001403	07/24/2019	1416	08122019	289046	27.98	08/09/2019	INV	PD	ANNUAL PEST CONTROL SERVI
1349	22001300	07/22/2019	1415	08122019	289046	27.98	08/09/2019	INV	PD	Annual Pest Control Srv f
3252	22001591	09/17/2019	3380	09202019	289811	27.99	09/20/2019	INV	PD	Pest Control at Pro Shop
1343	22000778	07/22/2019	1409	08122019	289046	27.99	08/09/2019	INV	PD	FY20 Pest Control Service
1342	22001206	07/22/2019	1408	08122019	289046	27.99	08/09/2019	INV	PD	FY20 Pest Control Service
1340	22000975	07/22/2019	1406	08122019	289046	27.99	08/09/2019	INV	PD	FY20 Pest Control for San
1347	22000983	07/22/2019	1413	08122019	289046	27.99	08/09/2019	INV	PD	FY-2020-Pesticide service
1341	22001216	07/22/2019	1407	08122019	289046	55.98	08/09/2019	INV	PD	Annual purchase requisiti
1339	22000787	07/22/2019	1405	08122019	289046	27.99	08/09/2019	INV	PD	Library Pest Control Serv
1346	22000733	07/22/2019	1412	08122019	289046	27.99	08/09/2019	INV	PD	Annual Pest Control for P
1353	22000734	07/22/2019	1419	08122019	289046	55.98	08/09/2019	INV	PD	EST YRLY PEST CONTROL WAT
1345	22000845	07/25/2019	1411	08122019	289046	27.99	08/09/2019	INV	PD	FY20 Pest Control Service

DOCUMENT	P.O.	INV DATE	VOUCHER	CHECK RUN	CHECK #	INVOICE NET	DUE DATE	TYPE	STS	INVOICE DESCRIPTION
1337	22001523	07/26/2019	1403	08122019	289046	251.89	08/09/2019	INV	PD	Pest Control Services FY
1336	22001299	07/26/2019	1402	08122019	289046	27.99	08/09/2019	INV	PD	Pest Control Service
1338	22001640	07/26/2019	1404	08122019	289046	55.98	08/09/2019	INV	PD	Pest Control Service July
1335	22001201	07/31/2019	1401	08122019	289046	27.99	08/09/2019	INV	PD	FY 19-20 Yearly PO for Pe
1354	22000732	07/31/2019	1421	08122019	289046	27.99	08/09/2019	INV	PD	FY20 Pest Control Service
1956	22000778	08/12/2019	2048	08232019	289287	27.98	08/23/2019	INV	PD	FY20 Pest Control Service
1962	22001341	08/12/2019	2055	08232019	289287	27.98	08/23/2019	INV	PD	EST YRLY COST PEST CONTRO
1979	22001403	08/12/2019	2073	08232019	289287	55.98	08/23/2019	INV	PD	ANNUAL PEST CONTROL SERVI
1978	22000734	08/12/2019	2072	08232019	289287	55.98	08/23/2019	INV	PD	EST YRLY PEST CONTROL WAT
1960	22001299	08/12/2019	2053	08232019	289287	27.98	08/23/2019	INV	PD	Pest Control Service
1966	22000733	08/12/2019	2059	08232019	289287	27.86	08/23/2019	INV	PD	Annual Pest Control for P
1959	22000787	08/12/2019	2052	08232019	289287	27.98	08/23/2019	INV	PD	Library Pest Control Serv
1983	22001523	08/13/2019	2077	08232019	289287	253.19	08/23/2019	INV	PD	Pest Control Services FY
1974	22000975	08/14/2019	2068	08232019	289287	27.86	08/23/2019	INV	PD	FY20 Pest Control for San
1969	22001300	08/12/2019	2063	08232019	289287	27.86	08/23/2019	INV	PD	Annual Pest Control Srv f
1975	22001591	08/14/2019	2069	08232019	289287	27.86	08/23/2019	INV	PD	Pest Control at Pro Shop
3235	22001216	08/27/2019	3363	09202019	289811	27.99	09/20/2019	INV	PD	Annual purchase requisiti
5139	22000778	10/14/2019	5620	10162019	290431	27.99	10/18/2019	INV	PD	FY20 Pest Control Service
5141	22001341	10/14/2019	5622	10162019	290431	26.00	10/18/2019	INV	PD	EST YRLY COST PEST CONTRO
5142	22001403	10/14/2019	5623	10162019	290431	57.96	10/18/2019	INV	PD	ANNUAL PEST CONTROL SERVI
5143	22000734	10/14/2019	5624	10162019	290431	55.98	10/18/2019	INV	PD	EST YRLY PEST CONTROL WAT
5140	22001299	10/14/2019	5621	10162019	290431	27.99	10/18/2019	INV	PD	Pest Control Service
5132	22000733	10/14/2019	5613	10162019	290431	27.99	10/18/2019	INV	PD	Annual Pest Control for P
5138	22000787	10/14/2019	5619	10162019	290431	27.99	10/18/2019	INV	PD	Library Pest Control Serv
5144	22001216	10/14/2019	5625	10162019	290431	55.98	10/18/2019	INV	PD	Annual purchase requisiti
5145	22001591	10/14/2019	5626	10162019	290431	27.99	10/18/2019	INV	PD	Pest Control at Pro Shop
5136	22001206	10/14/2019	5617	10162019	290431	27.99	10/18/2019	INV	PD	FY20 Pest Control Service
5137	22000732	10/14/2019	5618	10162019	290431	27.99	10/18/2019	INV	PD	FY20 Pest Control Service
5135	22001640	10/15/2019	5616	10162019	290431	55.98	10/18/2019	INV	PD	Pest Control Service July
5147	22000845	10/15/2019	5628	10162019	290431	27.99	10/18/2019	INV	PD	FY20 Pest Control Service
5133	22001031	10/15/2019	5614	10162019	290431	27.99	10/18/2019	INV	PD	Annual Rocking WD Pest C
5131	22000983	10/15/2019	5612	10162019	290431	27.99	10/18/2019	INV	PD	FY-2020-Pesticide service
5134	22001201	10/15/2019	5615	10162019	290431	27.99	10/18/2019	INV	PD	FY 19-20 Yearly PO for Pe
5130	22001300	10/15/2019	5611	10162019	290431	27.99	10/18/2019	INV	PD	Annual Pest Control Srv f
5146	22000975	10/15/2019	5627	10162019	290431	27.99	10/18/2019	INV	PD	FY20 Pest Control for San
5127	22001523	10/15/2019	5608	10162019	290431	251.86	10/18/2019	INV	PD	Pest Control Services FY
1982	22001216	08/13/2019	2076	08232019	289287	55.98	08/23/2019	INV	PD	Annual purchase requisiti
1967	22001201	08/12/2019	2061	08232019	289287	27.86	08/23/2019	INV	PD	FY 19-20 Yearly PO for Pe
1965	22000983	08/13/2019	2058	08232019	289287	27.86	08/23/2019	INV	PD	FY-2020-Pesticide service
1970	22001031	08/13/2019	2064	08232019	289287	27.86	08/23/2019	INV	PD	Annual Rocking WD Pest C
1973	22000845	08/13/2019	2067	08232019	289287	27.86	08/23/2019	INV	PD	FY20 Pest Control Service
1981	22001640	08/13/2019	2075	08232019	289287	55.98	08/23/2019	INV	PD	Pest Control Service July
1963	22000732	08/12/2019	2056	08232019	289287	27.86	08/23/2019	INV	PD	FY20 Pest Control Service
1972	22001206	08/13/2019	2066	08232019	289287	27.86	08/23/2019	INV	PD	FY20 Pest Control Service
3253	22000778	09/16/2019	3381	09202019	289811	27.99	09/20/2019	INV	PD	FY20 Pest Control Service
3241	22000845	09/16/2019	3369	09202019	289811	27.99	09/20/2019	INV	PD	FY20 Pest Control Service
3254	22001341	09/16/2019	3382	09202019	289811	27.98	09/20/2019	INV	PD	EST YRLY COST PEST CONTRO
3255	22001403	09/16/2019	3383	09202019	289811	55.98	09/20/2019	INV	PD	ANNUAL PEST CONTROL SERVI
3246	22000734	09/16/2019	3374	09202019	289811	55.98	09/20/2019	INV	PD	EST YRLY PEST CONTROL WAT
3242	22001299	09/16/2019	3370	09202019	289811	27.99	09/20/2019	INV	PD	Pest Control Service
3244	22000733	09/16/2019	3372	09202019	289811	27.99	09/20/2019	INV	PD	Annual Pest Control for P
3245	22000787	09/16/2019	3373	09202019	289811	27.99	09/20/2019	INV	PD	Library Pest Control Serv
3243	22001216	09/16/2019	3371	09202019	289811	55.98	09/20/2019	INV	PD	Annual purchase requisiti
3236	22001523	09/18/2019	3364	09202019	289811	251.85	09/20/2019	INV	PD	Pest Control Services FY
3237	22000975	09/18/2019	3365	09202019	289811	27.99	09/20/2019	INV	PD	FY20 Pest Control for San

DOCUMENT	P.O.	INV DATE	VOUCHER	CHECK RUN	CHECK #	INVOICE NET	DUE DATE	TYPE	STS	INVOICE DESCRIPTION
3251	22001300	09/17/2019	3379	09202019	289811	27.99	09/20/2019	INV	PD	Annual Pest Control Srv f
3250	22001201	09/17/2019	3378	09202019	289811	27.99	09/20/2019	INV	PD	FY 19-20 Yearly PO for Pe
3248	22000983	09/17/2019	3376	09202019	289811	27.99	09/20/2019	INV	PD	FY-2020-Pesticide service
3249	22001031	09/17/2019	3377	09202019	289811	27.99	09/20/2019	INV	PD	Annual Rocking WD Pest C
3238	22001640	09/17/2019	3366	09202019	289811	55.98	09/20/2019	INV	PD	Pest Control Service July
3239	22000732	09/18/2019	3367	09202019	289811	27.99	09/20/2019	INV	PD	FY20 Pest Control Service
3240	22001206	09/18/2019	3368	09202019	289811	27.99	09/20/2019	INV	PD	FY20 Pest Control Service
414	22001017	07/17/2019	440	072419jd	288676	3,498.49	07/26/2019	INV	PD	FY20 Bird Exclusion and A
2407	22001725	08/13/2019	2517	09042019	289495	2,260.56	09/06/2019	INV	PD	Demolition Task Order
1784	22001017	08/13/2019	0	08232019	289287	3,498.49	08/23/2019	INV	PD	FY20 Bird Exclusion and A
2449	22001923	08/23/2019	2561	09042019	28446	829.81	09/06/2019	INV	PD	Carpenter Ant/Termite Tre
2541	22002622	09/06/2019	2654	09062019	289518	322.21	09/06/2019	INV	PD	herbicide
2542	22002742	09/06/2019	2655	09062019	289518	100.00	09/06/2019	INV	PD	Pesticide for WGPAC befor
2738	22001017	09/09/2019	2854	09122019	289643	3,498.49	09/13/2019	INV	PD	FY20 Bird Exclusion and A
3939	22001699	09/27/2019	4077	10022019	28458	2,364.22	10/04/2019	INV	PD	Termite Treatment-Drill a
3879	22001017	10/01/2019	4016	10012019	290095	3,498.49	10/04/2019	INV	PD	FY20 Bird Exclusion and A
4473	22003560	10/09/2019	4643	10112019	290365	322.94	10/11/2019	INV	PD	Pesticide Treatment for H
5126	22003062	10/14/2019	5606	10162019	290431	3,229.37	10/18/2019	INV	PD	Demolition Task Order-210
5662	22003882	10/28/2019	6158	1028201	290744	4,036.72	10/31/2019	INV	PD	Demolition Task Order
6058	22001017	11/04/2019	6569	110719	290950	3,498.49	11/08/2019	INV	PD	FY20 Bird Exclusion and A
6770	22001523	11/17/2019	7296	11222019	291209	867.63	11/22/2019	INV	PD	Pest Control Services FY
7273	22001017	12/02/2019	7815	12032019	291442	3,498.49	12/06/2019	INV	PD	FY20 Bird Exclusion and A
8111	22001591	12/17/2019	9518	12202019	291742	811.65	12/20/2019	INV	PD	Pest Control at Pro Shop
8344	22005060	12/26/2019	9760	12312019	291834	671.07	12/31/2019	INV	PD	Herbicide for Station 1 a
8333	22005106	12/26/2019	9749	12312019	291834	888.23	12/31/2019	INV	PD	herbicide
8833	22001017	01/01/2020	10250	01072020	291956	3,498.49	01/03/2020	INV	PD	FY20 Bird Exclusion and A
9784	22000732	01/22/2020	11234	01242020	292265	867.63	01/24/2020	INV	PD	FY20 Pest Control Service
10356	22005177	01/24/2020	11831	020420	292537	389.98	02/07/2020	INV	PD	Herbicide Tree-Friendly
9836	22005105	01/27/2020	11288	012820	292362	62.40	01/31/2020	INV	PD	herbicide
9834	22005394	01/27/2020	11286	012820	292362	92.18	01/31/2020	INV	PD	Weed spray for outer peri
10350	22001017	02/03/2020	11823	020420	292537	3,498.49	02/07/2020	INV	PD	FY20 Bird Exclusion and A
11185	22000983	02/19/2020	12679	022120	292884	867.63	02/21/2020	INV	PD	FY-2020-Pesticide service
11743	22001017	03/01/2020	13251	032020	293118	3,498.49	03/06/2020	INV	PD	FY20 Bird Exclusion and A
12194	22006498	03/11/2020	13713	031320	293336	2,475.85	03/13/2020	INV	PD	Demolition Task Order
12183	22006500	03/12/2020	13701	031320	293336	2,206.74	03/13/2020	INV	PD	Demolition Task Order
12184	22000732	03/13/2020	13702	031320	293336	811.65	03/13/2020	INV	PD	FY20 Pest Control Service
						59,435.39				
12194 WORD OF LIFE CHURCH INC										
12055	22002426	02/20/2020	13572	031020	293254	4,760.63	03/10/2020	INV	PD	Promotional expense for D
12199 CULLIGAN										
1382	22000502	07/15/2019	1451	08162019	289128	85.50	08/16/2019	INV	PD	Water Service for PD FY 7
1720	22001653	07/15/2019	1799	08162019	289128	76.50	08/16/2019	INV	PD	Water Service for Police
2703	22001653	08/15/2019	2819	09122019	289568	184.50	09/13/2019	INV	PD	Water Service for Police
3814	22001653	09/16/2019	3950	09302019	290024	252.00	09/27/2019	INV	PD	Water Service for Police
5634	22001653	10/15/2019	6130	10252019	290692	166.50	10/25/2019	INV	PD	Water Service for Police
7413	22001653	11/15/2019	7963	12062019	291482	193.50	12/06/2019	INV	PD	Water Service for Police
8445	22001653	12/16/2019	9861	01072020	291874	153.00	01/03/2020	INV	PD	Water Service for Police
10126	22001653	01/15/2020	11593	01312020	292402	90.00	01/31/2020	INV	PD	Water Service for Police
11289	22001653	02/15/2020	12785	022520	292916	270.00	02/28/2020	INV	PD	Water Service for Police

DOCUMENT	P.O.	INV DATE	VOUCHER	CHECK RUN	CHECK #	INVOICE NET	DUE DATE	TYPE	STS	INVOICE DESCRIPTION
						1,471.50				
12203 CARLSBAD COMMUNITY - HOPE										
3334	22001507	09/11/2019	3462	09202019	289715	11,914.50	09/20/2019	INV	PD	Promotional expense for L
3331	22001198	09/12/2019	3458	09202019	289715	18,000.00	09/20/2019	INV	PD	Annual PO for Homeless Sh
						29,914.50				
12204 RELIANCE STANDARD										
1525		08/15/2019	1601	081619ms	289086	9,642.66	08/16/2019	INV	PD	Life & Disab PR#2 (City)
1522		08/15/2019	1599	081619ms	289086	3,214.22	08/16/2019	INV	PD	Life & Disab PR#2 (Emp)
8059		12/20/2019	9464	Dec PR#2	1213	3,235.57	12/20/2019	INV	PD	Life & Disability
8060		12/20/2019	9465	Dec PR#2	1213	9,706.71	12/20/2019	INV	PD	Life & Disability
11496		02/28/2020	13000	Feb PR#2	400303	3,219.99	02/28/2020	INV	PD	Life & Disability
11497		02/28/2020	13001	Feb PR#2	400303	9,659.95	02/28/2020	INV	PD	Life & Disability
9529		01/17/2020	10967	Jan PR#2	400070	3,243.23	01/17/2020	INV	PD	Life & Disability
9530		01/17/2020	10968	Jan PR#2	400070	9,729.69	01/17/2020	INV	PD	Life & Disability
207		07/19/2019	225	071919jp	233	3,183.27	07/22/2019	INV	PD	Life & Disability (Emp)
208		07/19/2019	227	071919jp	233	9,549.81	07/22/2019	INV	PD	Life & Disability (City)
2260		07/12/2019	2367		366810	12,733.08	07/31/2019	DIR	PD	Life & Disability
12879		03/27/2020	14415	Mar PR#2	400458	12,914.30	03/27/2020	INV	PD	Life & Disability
6908		11/22/2019	7438	Nov PR2	1009	9,843.66	11/22/2019	INV	PD	Life & Disability
6906		11/22/2019	7436	Nov PR2	1009	3,281.22	11/22/2019	INV	PD	Life & Disability
5582		10/25/2019	6076	Oct PR2	801	3,297.47	10/25/2019	INV	PD	Life & Disability Employe
5583		10/25/2019	6078	Oct PR2	801	9,892.41	10/25/2019	INV	PD	Life & Disability City Sh
3740		09/27/2019	3874	09272019	289987	9,757.99	09/27/2019	INV	PD	Life & Disab PR#2 (City)
3739		09/27/2019	3873	09272019	289987	3,252.66	09/27/2019	INV	PD	Life & Disab PR#2 (Emp)
						129,357.89				
12205 POOLPRO LLC										
3544	22002242	09/04/2019	3673	09242019	289909	325.00	09/27/2019	INV	PD	C.P.O. Registration for J
12240 CUMMINS SALES & SERVICE										
3717	22020220	08/02/2019	3849	09302019	290025	27,617.94	09/27/2019	INV	PD	REPLACEMENT GENERATOR FOR
3794	22002778	09/11/2019	3930	09302019	290025	750.00	09/27/2019	INV	PD	ANNUAL SUBSCRIPTION RENEW
11426	22005299	01/10/2020	12928	022820	292986	1,657.75	02/28/2020	INV	PD	ANNUAL SUBSCRIPTION RENEW
8899	22001302	07/22/2019	10317	01072020	291875	5,262.88	01/03/2020	INV	PD	REPAIR TURBO PARTS FOR UN
4594	22001792	07/30/2019	4759	10112019	290320	91.04	10/11/2019	INV	PD	COMM. CABLES FOR INLINE 6
4614	22001801	07/30/2019	4785	10112019	290320	65.38	10/11/2019	INV	PD	CRANK CASE PRESSURE SENSO
720	22001429	07/25/2019	753	08022019	288869	2,157.93	08/02/2019	INV	PD	Cummins Diesel Tech visit
719	22001429	07/25/2019	752	08022019	288869	369.21	08/02/2019	INV	PD	Cummins Diesel Tech visit
5424	22001429	07/25/2019	5915	10252019	290693	2,518.62	10/25/2019	INV	PD	Cummins Diesel Tech visit
5722	22000825	07/31/2019	6218	10312019	290777	3,428.69	10/31/2019	INV	PD	REPAIR EMERGENCY GENERATO
12738	22001944	08/06/2019	14273	032420	293516	276.73	03/27/2020	INV	PD	Lift pump and sealing was
3168	22002194	08/30/2019	3293	09202019	289732	1,670.45	09/20/2019	INV	PD	DIAGNOSE & REPAIR HIGH RE
7144	22002539	08/30/2019	7683	11262019	291327	47.52	11/29/2019	INV	PD	REPLACE SEALS FOR ST #109
5319	22002226	10/15/2019	5805	10212019	290518	2,873.83	10/18/2019	INV	PD	FUEL PUMP FOR UNIT#12333
8179	22001936	11/18/2019	9590	12202019	291688	138.27	12/20/2019	INV	PD	PARTS NEED TO REPAIR UNIT
7147	22002674	11/22/2019	7686	11262019	291327	5,757.41	11/29/2019	INV	PD	REPAIR HIGH REV ISSUE SW
11476	22005790	02/04/2020	12979	022820	292986	606.28	02/28/2020	INV	PD	REPLACEMENT FUEL TRANSFER
11461	22005796	02/11/2020	12964	022820	292986	360.43	02/28/2020	INV	PD	REPLACEMENT INJECTOR REMO
12737	22004639	12/05/2019	14271	032420	293516	1,326.90	03/27/2020	INV	PD	REPLACEMENT PARTS FOR UNI

DOCUMENT	P.O.	INV DATE	VOUCHER	CHECK RUN	CHECK #	INVOICE NET	DUE DATE	TYPE	STS	INVOICE DESCRIPTION
						56,977.26				
12244 SAM DORADO										
3292		09/17/2019	3420	09202019	289814	48.00	09/20/2019	INV	PD	Traveled to Hobbs,NM for
1961		08/23/2019	2054	082319	289458	20.00	08/23/2019	INV	PD	TRAVEL TO HOBBS NM
						68.00				
12260 IDEAL CORPORATE MARKETING										
10206	22002363	10/30/2019	11676	020420	292509	3,000.00	02/07/2020	INV	PD	Museum ad in USA Today wi
12261 VISION LEADERSHIP INC										
7115	22001146	10/31/2019	7654	11262019	291310	26,028.95	11/29/2019	INV	PD	178621-PROFF DESIGN FOR O
9676	22004864	01/12/2020	11120	01242020	292189	9,599.30	01/24/2020	INV	PD	NCKRI Dropzone
11142	22004864	02/07/2020	12635	022120	292810	34,446.66	02/21/2020	INV	PD	NCKRI Dropzone
12053	22004864	03/06/2020	13570	031020	293163	107,645.80	03/10/2020	INV	PD	NCKRI Dropzone
						177,720.71				
12263 GUARANTY TITLE COMPANY										
12853	22006707	03/25/2020	14388	032720	293586	161.47	03/27/2020	INV	PD	3 title report letters
12856	22006707	03/25/2020	14391	032720	293586	161.47	03/27/2020	INV	PD	3 title report letters
12858	22006707	03/26/2020	14393	032720	293586	161.47	03/27/2020	INV	PD	3 title report letters
						484.41				
12271 AT&T TELECONFERENCE SVCS										
10949	22006137	01/01/2020	12439	021820	292777	41.86	02/21/2020	INV	PD	Teleconference Calls for
11287	22006137	02/01/2020	12783	022520	292904	18.22	02/28/2020	INV	PD	Teleconference Calls for
						60.08				
12284 EKA										
7940	22002450	12/02/2019	8631	12202019	291699	33,880.18	12/20/2019	INV	PD	ADA shuttle cart for the
12316 GRAY TELEVISION GROUP INC										
5259	22001092	08/25/2019	5744	10212019	290527	1,400.00	10/18/2019	INV	PD	2019 Mayor's Oil & Gas Su
9655	22001092	09/29/2019	11099	01242020	292222	1,400.00	01/24/2020	INV	PD	2019 Mayor's Oil & Gas Su
						2,800.00				
12318 CORE & MAIN LP										
3888	22000807	07/15/2019	4025	10042019	290138	2,371.18	10/04/2019	INV	PD	Restock inventory per quo
4013	22000805	07/17/2019	4153	10042019	290138	535.85	10/04/2019	INV	PD	Spools for a job at 106 N
3904	22000810	07/17/2019	4041	10042019	290138	230.65	10/04/2019	INV	PD	Restock inventory per quo
8274	22001760	10/16/2019	9689	12272019	291784	4,753.78	12/27/2019	INV	PD	Reorder Meters/Sole sourc
1483	22001816	08/09/2019	1558	08162019	289126	2,353.46	08/16/2019	INV	PD	Restock radio units for m
1585	22001832	08/13/2019	1661	08162019	289126	495.00	08/16/2019	INV	PD	Spools needed for a job
1584	22001858	08/13/2019	1660	08162019	289126	495.00	08/16/2019	INV	PD	Spools for 106 N Mesquite
3451	22002096	09/12/2019	3580	09242019	289877	230.00	09/20/2019	INV	PD	Lower Stem for Fire Hydra
5869	22002293	10/28/2019	6367	10312019	290775	217.80	10/31/2019	INV	PD	Spool for a job being don
3453	22002294	09/12/2019	3582	09242019	289877	1,078.56	09/20/2019	INV	PD	Replace Mueller Wrenches

DOCUMENT	P.O.	INV DATE	VOUCHER	CHECK RUN	CHECK #	INVOICE NET	DUE DATE	TYPE	STS	INVOICE DESCRIPTION
4550	22000801	08/28/2019	4720	10112019	290317	29,077.34	10/11/2019	INV	PD	Restock inventory per quo
4549	22000801	08/28/2019	4719	10112019	290317	22,507.70	10/11/2019	INV	PD	Restock inventory per quo
2992	22002468	08/30/2019	3111	09202019	289729	663.64	09/20/2019	INV	PD	Restock inventory/NM Stat
3722	22001163	08/26/2019	3854	09302019	290022	9,885.62	09/27/2019	INV	PD	Replace equip for meter r
5469	22002540	10/15/2019	5961	10252019	290690	4,795.63	10/25/2019	INV	PD	Need for large meter jobs
3454	22001621	09/13/2019	3583	09242019	289877	1,258.30	09/20/2019	INV	PD	EST REPAIR TO HANDHELD
3452	22002640	09/16/2019	3581	09242019	289877	1,580.98	09/20/2019	INV	PD	Restock radio units for m
6375	22002991	10/30/2019	6894	11142019	291043	371.52	11/15/2019	INV	PD	Repair fire hydrant
4896	22002468	09/27/2019	5372	10162019	290418	1,679.06	10/18/2019	INV	PD	Restock inventory/NM Stat
5208	22002468	10/10/2019	5692	10212019	290517	445.11	10/18/2019	INV	PD	Restock inventory/NM Stat
6123	22003424	10/28/2019	6637	110719	290909	23,143.90	11/08/2019	INV	PD	Restock meters
6121	22003697	10/28/2019	6635	110719	290909	1,222.83	11/08/2019	INV	PD	Restock register tops wit
7484	22001885	10/17/2019	8034	12062019	291480	1,086.86	12/06/2019	INV	PD	Restock inventory
5340	22001761	10/17/2019	5826	10212019	290517	402.70	10/18/2019	INV	PD	To repair meter reader wa
7296	22003958	11/21/2019	7841	12032019	291408	4,238.04	12/06/2019	INV	PD	Restock meters
6120	22004031	11/01/2019	6634	110719	290909	1,593.84	11/08/2019	INV	PD	Software upgrade for Nept
6843	22004302	11/14/2019	7372	11222019	291162	661.72	11/22/2019	INV	PD	Need asap for a job on Hi
7480	22004322	11/25/2019	8030	12062019	291480	367.29	12/06/2019	INV	PD	Restock inventory - low s
11997	22004336	02/18/2020	13512	031020	293186	219.79	03/10/2020	INV	PD	Restock inventory
7481	22004358	11/26/2019	8031	12062019	291480	1,497.03	12/06/2019	INV	PD	Restock saddles
10799	22004429	12/20/2019	12286	021420	292685	27,283.95	02/14/2020	INV	PD	Need meters before factor
8166	22004508	12/04/2019	9577	12202019	291686	3,010.86	12/20/2019	INV	PD	Restock Resetters
7267	22002468	11/27/2019	7809	12032019	291408	419.76	12/06/2019	INV	PD	Restock inventory/NM Stat
12683	22004739	02/07/2020	14213	032420	293515	1,008.02	03/27/2020	INV	PD	Restock inventory
10798	22004852	12/19/2019	12285	021420	292685	10,814.61	02/14/2020	INV	PD	Repair at Double Eagle
11462	22004815	12/23/2019	12965	022820	292984	1,845.00	02/28/2020	INV	PD	Hand pumps for meter read
9566	22004893	12/26/2019	11004	01212020	292121	633.76	01/17/2020	INV	PD	Restock inventory
9179	22004971	12/23/2019	10604	01102020	291984	2,667.79	01/10/2020	INV	PD	Restock resetters
9647	22004965	12/27/2019	11091	01242020	292207	369.00	01/24/2020	INV	PD	pump for various jobs
9565	22005058	12/26/2019	11003	01212020	292121	447.10	01/17/2019	INV	PD	Repair Fire Hydrant at Ca
12691	22005122	02/07/2020	14221	032420	293515	34,600.65	03/27/2020	INV	PD	Restock Meters low stock/
10183	22004893	01/10/2020	11653	01312020	292401	1,267.52	01/31/2020	INV	PD	Restock inventory
10630	22005502	02/04/2020	12113	021420	292685	1,213.33	02/14/2020	INV	PD	Parts to repair Fire Hydr
12684	22005716	02/13/2020	14215	032420	293515	2,408.69	03/27/2020	INV	PD	Restock Resetters
11537	22004739	02/21/2020	13041	022820	292984	157.51	02/28/2020	INV	PD	Restock inventory
12528	22006061	03/13/2020	14054	032020	293417	6,377.33	03/20/2020	INV	PD	Restock Meters low stock
12095	22006150	02/25/2020	13612	031320	293279	27,283.95	03/13/2020	INV	PD	Restock meters/Sole Sourc
12090	22006247	02/25/2020	13607	031320	293279	1,816.64	03/13/2020	INV	PD	Restock Stops, low low st
12745	22006460	03/18/2020	14279	032420	293515	2,408.69	03/27/2020	INV	PD	Restock inventory
12589	22006472	03/16/2020	14116	032020	293417	2,667.79	03/20/2020	INV	PD	Restock resetters
12586	22006708	03/17/2020	14113	032020	293417	494.76	03/20/2020	INV	PD	Restock inventory
12530	22004893	03/13/2020	14056	032020	293417	766.76	03/20/2020	INV	PD	Restock inventory
						249,423.65				
12340 NADINE MIRELES										
5782	22003452	10/29/2019	6278	10312019	290813	575.18	10/31/2019	INV	PD	Per Diem - Clerk Academy
12375 KELLEY REID										
2335		08/15/2019	2442	08302019	289356	50.00	08/30/2019	INV	PD	Bday Party 8-21-19
12383 CHRIS CARON										
2388		08/28/2019	2496	09042019	289469	377.99	09/06/2019	INV	PD	Travel to Liberty Hill TX

DOCUMENT	P.O.	INV DATE	VOUCHER	CHECK RUN	CHECK #	INVOICE NET	DUE DATE	TYPE	STS	INVOICE DESCRIPTION
12393 TYLER TECHNOLOGIES INC										
1376	22020404	05/16/2019	1445	08162019	289202	7,990.41	08/16/2019	INV	PD	MUNIS ERP SOFTWARE IMPLEM
398	22020404	07/01/2019	421	072419jd	288686	6,990.81	07/26/2019	INV	PD	MUNIS ERP SOFTWARE IMPLEM
397	22020404	07/01/2019	420	072419jd	288686	2,365.31	07/26/2019	INV	PD	MUNIS ERP SOFTWARE IMPLEM
281	22020404	07/03/2019	300	072319jd	288651	15,360.13	07/26/2019	INV	PD	MUNIS ERP SOFTWARE IMPLEM
359	22020404	07/11/2019	382	072419jd	288686	5,752.82	07/26/2019	INV	PD	MUNIS ERP SOFTWARE IMPLEM
348	22020404	07/11/2019	371	072319jd	288651	702.19	07/26/2019	INV	PD	MUNIS ERP SOFTWARE IMPLEM
633	22020404	07/17/2019	665	073119	288849	12,690.36	07/31/2019	INV	PD	MUNIS ERP SOFTWARE IMPLEM
1211	22020404	07/29/2019	1274	08122019	289057	6,967.89	08/09/2019	INV	PD	MUNIS ERP SOFTWARE IMPLEM
1143	22020404	07/24/2019	1205	08122019	289057	428.98	08/09/2019	INV	PD	MUNIS ERP SOFTWARE IMPLEM
1377	22020404	07/24/2019	1446	08162019	289202	398.50	08/16/2019	INV	PD	MUNIS ERP SOFTWARE IMPLEM
1480	22020404	07/24/2019	1554	08162019	289202	6,998.37	08/16/2019	INV	PD	MUNIS ERP SOFTWARE IMPLEM
1489	22020404	07/31/2019	1563	08162019	289202	1,471.75	08/16/2019	INV	PD	MUNIS ERP SOFTWARE IMPLEM
2083	22020404	08/22/2019	2183	08302019	289416	7,599.19	08/30/2019	INV	PD	MUNIS ERP SOFTWARE IMPLEM
6179	22020404	08/31/2019	6694	11142019	291084	4,021.03	11/08/2019	INV	PD	MUNIS ERP SOFTWARE IMPLEM
3537	22002996	09/01/2019	3666	09242019	289924	197,859.00	09/27/2019	INV	PD	Munis Annual Application
3301	22020404	09/12/2019	3429	09202019	289834	6,211.65	09/20/2019	INV	PD	MUNIS ERP SOFTWARE IMPLEM
3529	22020404	09/18/2019	3658	09242019	289924	4,021.03	09/27/2019	INV	PD	MUNIS ERP SOFTWARE IMPLEM
4276	22001726	09/30/2019	4436	10102019	290283	788.44	10/11/2019	INV	PD	Munis AP Check for Payrol
4277	22020404	09/30/2019	4437	10102019	290283	9,625.77	10/11/2019	INV	PD	MUNIS ERP SOFTWARE IMPLEM
4692	22020404	10/10/2019	4865	10152019	290411	1,340.34	10/18/2019	INV	PD	MUNIS ERP SOFTWARE IMPLEM
6465	22001950	09/01/2019	6985	11142019	291120	77,914.00	11/15/2019	INV	PD	Tyler InterGov software i
7876	22020404	10/31/2019	8851	12202019	291755	4,000.00	12/20/2019	INV	PD	MUNIS ERP SOFTWARE IMPLEM
7877	22020404	11/30/2019	8852	12202019	291755	5,902.74	12/20/2019	INV	PD	MUNIS ERP SOFTWARE IMPLEM
9292	22001950	11/30/2019	10723	01142020	292085	9,084.47	01/17/2020	INV	PD	Tyler InterGov software i
8161	22003077	11/30/2019	9572	12202019	291755	17,926.27	12/20/2019	INV	PD	Document Management Servi
7875	22020404	12/11/2019	8850	12202019	291755	2,803.62	12/20/2019	INV	PD	MUNIS ERP SOFTWARE IMPLEM
7781	22001950	12/11/2019	8337	12172019	291658	5,151.13	12/20/2019	INV	PD	Tyler InterGov software i
9090	22020404	12/26/2019	10511	01102020	292024	4,021.03	01/10/2020	INV	PD	MUNIS ERP SOFTWARE IMPLEM
9573	22001950	12/26/2019	11011	01212020	292179	5,151.13	01/24/2020	INV	PD	Tyler InterGov software i
9091	22020404	12/31/2019	10512	01102020	292024	670.17	01/10/2020	INV	PD	MUNIS ERP SOFTWARE IMPLEM
9843	22001950	01/15/2020	11296	012820	292376	4,415.25	01/31/2020	INV	PD	Tyler InterGov software i
9713	22005477	01/20/2020	11158	01242020	292275	975.00	01/24/2020	INV	PD	Tyler Connect 2020 Regist
9957	22001950	01/23/2020	11415	012820	292376	6,487.47	01/31/2020	INV	PD	Tyler InterGov software i
10651	22020404	02/05/2020	12135	021420	292769	11,978.27	02/14/2020	INV	PD	MUNIS ERP SOFTWARE IMPLEM
10950	22001950	02/12/2020	12441	021820	292803	4,900.00	02/21/2020	INV	PD	Tyler InterGov software i
11236	22001950	02/19/2020	12730	022120	292895	1,400.00	02/21/2020	INV	PD	Tyler InterGov software i
11770	22020404	02/26/2020	13279	032020	293127	6,407.37	03/06/2020	INV	PD	MUNIS ERP SOFTWARE IMPLEM
11631	22001950	02/26/2020	13136	022820	293066	700.00	02/28/2020	INV	PD	Tyler InterGov software i
12827	22001950	02/28/2020	14362	032720	293642	4,200.00	03/27/2020	INV	PD	Tyler InterGov software i
12732	22001950	02/29/2020	14259	032420	293554	-29.50	03/27/2020	CRM	PD	Tyler InterGov software i
12474	22001950	03/11/2020	13999	032020	293493	4,200.00	03/20/2020	INV	PD	Tyler InterGov software i
12703	22001950	03/18/2020	14230	032420	293554	700.00	03/27/2020	INV	PD	Tyler InterGov software i
12946	22020404	03/27/2020	14481	03312020	293703	3,187.50	03/31/2020	INV	PD	MUNIS ERP SOFTWARE IMPLEM
12940	22001950	03/27/2020	14476	032720	293642	4,900.00	03/27/2020	INV	PD	Tyler InterGov software i
338	22020020	08/08/2018	361	072319jd	288651	48,416.00	07/26/2019	INV	PD	New World software licens
278	22000682	06/24/2019	297	072319jd	288651	453.33	07/26/2019	INV	PD	Software for CAD System
592	22000682	07/08/2019	624	073119	288849	453.37	07/31/2019	INV	PD	Software for CAD System
5508	22001876	08/01/2019	6000	10232019	290642	96,165.10	10/25/2019	INV	PD	Tyler Technologies
						632,117.69				
12395 G. ALLEN PEREZ										

DOCUMENT	P.O.	INV DATE	VOUCHER	CHECK RUN	CHECK #	INVOICE NET	DUE DATE	TYPE	STS	INVOICE DESCRIPTION
10825	22005261	02/12/2020	12312	021420	292702	60.00	02/14/2020	INV	PD	Per Diem - Instructor Upd
808		07/16/2019	850	08022019	288877	97.00	08/02/2019	INV	PD	Travel to Albuquerque NM
						157.00				
12428 AMERICAN ASSOCIATION OF NOTARIES										
7820	22004223	11/08/2019	8652	12202019	291663	26.90	12/20/2019	INV	PD	New Mexico Notary Stamp f
12429 WELDON VETERINARY CARE										
3390	22002966	03/29/2019	3518	092019	289856	119.97	09/20/2019	INV	PD	Veterinary Care FY 18-19
2206	22002324	08/16/2019	2308	08302019	289424	60.50	08/30/2019	INV	PD	Emergency Vet Care for K9
						180.47				
12442 DITCH WITCH SOUTHWEST										
10796	22005155	01/07/2020	12283	021420	292692	173.30	02/14/2020	INV	PD	REPLACEMENT BRAKE PARTS F
12145	22006062	02/14/2020	13663	031320	293284	108.10	03/13/2020	INV	PD	REPLACE BRAKE SYSTEM PARK
						281.40				
12445 JEFF PATTERSON										
6956	22002253	11/14/2019	7487	11222019	291295	566.36	11/22/2019	INV	PD	Per Diem - Infrastructure
7322	22004330	11/26/2019	7869	12032019	291424	65.40	12/06/2019	INV	PD	Mileage - SERTPO Mtg - 11
500	22000547	06/24/2019	531	072619LO	288746	1,004.03	07/26/2019	INV	PD	192695-MANAGING FLOODPLAI
4188		10/01/2019	4334	10042019	290161	65.40	10/04/2019	INV	PD	Travel to Roswell NM
						1,701.19				
12458 LUPE LARA										
8883	22004827	01/02/2020	10301	01072020	291905	72.00	01/03/2020	INV	PD	Per Diem - CDL Training -
12463 PREMIER UNIFORMS/TACTICAL										
5944	22003907	10/30/2019	6450	110419	290879	699.90	11/08/2019	INV	PD	Winter Jackets for Motorc
5955	22003465	10/30/2019	6461	110419	290879	299.70	11/08/2019	INV	PD	Uniforms for Motor Unit O
5954	22003140	10/30/2019	6460	110419	290879	329.95	11/08/2019	INV	PD	Patrol Motor Jacket-for O
9581	22003764	12/09/2019	11019	01212020	292163	1,140.80	01/24/2020	INV	PD	Maintenance & upgrades of
						2,470.35				
12465 PATRICIA A CARRASCO										
5276		10/15/2019	5761	10212019	290560	944.97	10/18/2019	INV	PD	Traveled to Las Vegas,NM
3103	22002128	09/12/2019	3226	09202019	289794	259.65	09/20/2019	INV	PD	NM Economic Development D
						1,204.62				
12472 STEPHANIE MCKIBBEN										
9911	22004331	11/25/2019	11364	012820	292371	500.00	01/31/2020	INV	PD	Trash Pick-Up Not To Exce
12477 ELIZABETH LOPEZ										
1929		08/20/2019	2020	08232019	289242	78.67	08/23/2019	INV	PD	TRAVEL TO ALBUQUERQUE NM
4143	22002419	10/03/2019	4285	10042019	290148	253.74	10/04/2019	INV	PD	Per Diem - Justice System

DOCUMENT	P.O.	INV DATE	VOUCHER	CHECK RUN	CHECK #	INVOICE NET	DUE DATE	TYPE	STS	INVOICE DESCRIPTION
						332.41				
12483 DANA HERNANDEZ										
5740		10/29/2019	6236	10312019	290778	12.00	10/31/2019	INV	PD	Travel to Roswell NM
2381		08/28/2019	2489	09042019	289473	108.90	09/06/2019	INV	PD	Travel to Farmington NM
						120.90				
12485 ROADRUNNER LUBE & DETAIL										
6178	22000992	11/06/2019	6693	11142019	291076	52.69	11/08/2019	INV	PD	Annual Oil Change Service
6778	22000992	11/07/2019	7304	11222019	291207	48.39	11/22/2019	INV	PD	Annual Oil Change Service
6509	22000992	11/12/2019	7029	11142019	291112	52.69	11/15/2019	INV	PD	Annual Oil Change Service
7368	22000992	11/22/2019	7916	12112019	291535	75.29	12/13/2019	INV	PD	Annual Oil Change Service
7748	22000992	12/09/2019	8303	12132019	291626	52.69	12/13/2019	INV	PD	Annual Oil Change Service
7749	22000992	12/09/2019	8304	12132019	291626	52.69	12/13/2019	INV	PD	Annual Oil Change Service
7751	22000992	12/09/2019	8306	12132019	291626	52.69	12/13/2019	INV	PD	Annual Oil Change Service
11561	22000992	12/09/2019	13066	022820	293048	52.69	02/28/2020	INV	PD	Annual Oil Change Service
7747	22000992	12/10/2019	8302	12132019	291626	52.69	12/13/2019	INV	PD	Annual Oil Change Service
11558	22000992	12/10/2019	13064	022820	293048	52.69	02/28/2020	INV	PD	Annual Oil Change Service
8926	22000992	12/26/2019	10346	01072020	291954	75.29	01/03/2020	INV	PD	Annual Oil Change Service
9431	22000992	01/13/2020	10865	01212020	292167	52.69	01/24/2020	INV	PD	Annual Oil Change Service
11559	22000992	02/26/2020	13065	022820	293048	52.69	02/28/2020	INV	PD	Annual Oil Change Service
12146	22000992	03/02/2020	13665	031320	293335	52.69	03/13/2020	INV	PD	Annual Oil Change Service
12136	22000992	03/02/2020	13654	031320	293335	52.69	03/13/2020	INV	PD	Annual Oil Change Service
12001	22000992	03/03/2020	13516	031020	293234	75.29	03/13/2020	INV	PD	Annual Oil Change Service
12148	22000992	03/10/2020	13666	031320	293335	52.69	03/13/2020	INV	PD	Annual Oil Change Service
12154	22000992	03/11/2020	13672	031320	293335	350.32	03/13/2020	INV	PD	Annual Oil Change Service
12755	22000992	03/20/2020	14289	032420	293546	52.69	03/27/2020	INV	PD	Annual Oil Change Service
269	22000627	03/14/2019	288	072319jd	288643	75.29	07/26/2019	INV	PD	Annual PO -Transit Oil Ch
274	22000627	03/19/2019	293	072319jd	288643	52.69	07/26/2019	INV	PD	Annual PO -Transit Oil Ch
271	22000627	05/21/2019	290	072319jd	288643	75.29	07/26/2019	INV	PD	Annual PO -Transit Oil Ch
394	22000992	07/12/2019	417	072419jd	288674	52.69	07/26/2019	INV	PD	Annual Oil Change Service
393	22000992	07/12/2019	416	072419jd	288674	52.69	07/26/2019	INV	PD	Annual Oil Change Service
392	22000992	07/12/2019	415	072419jd	288674	75.29	07/26/2019	INV	PD	Annual Oil Change Service
391	22000992	07/12/2019	414	072419jd	288674	75.29	07/26/2019	INV	PD	Annual Oil Change Service
623	22000992	07/19/2019	655	073119	288836	52.69	07/31/2019	INV	PD	Annual Oil Change Service
625	22000992	07/22/2019	657	073119	288836	75.29	07/31/2019	INV	PD	Annual Oil Change Service
5242	22000992	08/05/2019	5727	10182019	290483	75.29	10/18/2019	INV	PD	Annual Oil Change Service
1781	22000992	08/13/2019	1865	08232019	289284	52.69	08/23/2019	INV	PD	Annual Oil Change Service
2047	22000992	08/20/2019	2143	08302019	289393	75.29	08/30/2019	INV	PD	Annual Oil Change Service
3648	22000992	09/04/2019	3777	09252019	289952	75.29	09/27/2019	INV	PD	Annual Oil Change Service
5243	22000992	09/05/2019	5728	10182019	290483	52.69	10/18/2019	INV	PD	Annual Oil Change Service
2748	22000992	09/10/2019	2864	09122019	289642	52.69	09/13/2019	INV	PD	Annual Oil Change Service
3530	22000992	09/18/2019	3659	09242019	289911	75.29	09/27/2019	INV	PD	Annual Oil Change Service
3531	22000992	09/19/2019	3660	09242019	289911	52.69	09/27/2019	INV	PD	Annual Oil Change Service
						2,461.37				
12490 SOUTH CENTRAL MOUNTAIN										
11366	22003819	02/17/2020	12865	022820	293054	800.00	02/28/2020	INV	PD	Wildland Fire Academy
11367	22005318	02/17/2020	12866	022820	293054	200.00	02/28/2020	INV	PD	Wildland Academy for Winf
						1,000.00				
12501 JR DOPORTO										

DOCUMENT	P.O.	INV DATE	VOUCHER	CHECK RUN	CHECK #	INVOICE NET	DUE DATE	TYPE	STS	INVOICE DESCRIPTION
11439	22003644	01/14/2020	12942	022820	293008	2,830.50	02/28/2020	INV	PD	Promotional expense for t
12503 INDUSTRIAL CONTROLS DIST										
7229	22004337	11/21/2019	7770	12032019	291420	220.50	12/06/2019	INV	PD	Pressure Switch for gas b
12506 TURNER BURKE HEADRICK										
9590		01/09/2020	11030	01212020	292178	25.00	01/24/2020	INV	PD	Reimburse for National Re
9589		01/09/2020	11029	01212020	292178	44.00	01/24/2020	INV	PD	Reimburse for NM App Fing
						69.00				
12511 AMERICAN SIGN LETTERS										
5482	22002238	10/21/2019	5974	10252019	290653	1,329.99	10/25/2019	INV	PD	Letters and a number for
12513 WITTEK GOLF SUPPLY										
3625	22002399	09/09/2019	3754	09252019	289970	2,425.93	09/27/2019	INV	PD	cup cutter, tee markers f
12522 ROCKING M SERVICES										
95	22000521	07/02/2019	102	07192019	288621	5,489.94	07/19/2019	INV	PD	Janitorial services for t
199	22020061	07/02/2019	215	07192019	288621	2,170.14	07/19/2019	INV	PD	191136- Water Park Bathro
200	22020340	07/02/2019	216	07192019	288621	1,123.82	07/19/2019	INV	PD	185016-RESTROOM CLEANING
1142	22001093	08/01/2019	1204	08122019	289045	5,436.11	08/09/2019	INV	PD	Annual janitorial service
1766	22002045	08/01/2019	1850	08232019	289286	2,015.13	08/23/2019	INV	PD	FY20 Janitorial Services
1370	22001094	08/01/2019	1438	08122019	289045	930.06	08/09/2019	INV	PD	Cleaning Services at the
2438	22001093	09/03/2019	2548	09042019	289494	5,436.11	09/06/2019	INV	PD	Annual janitorial service
2445	22002045	09/03/2019	2557	09042019	289494	1,123.82	09/06/2019	INV	PD	FY20 Janitorial Services
2443	22001094	09/03/2019	2554	09042019	289494	736.30	09/06/2019	INV	PD	Cleaning Services at the
4091	22001093	09/29/2019	4232	10042019	290199	5,436.11	10/04/2019	INV	PD	Annual janitorial service
4087	22002045	09/29/2019	4228	10042019	290199	155.01	10/04/2019	INV	PD	FY20 Janitorial Services
4089	22001094	09/29/2019	4230	10042019	290199	720.00	10/04/2019	INV	PD	Cleaning Services at the
5966	22001093	10/31/2019	6475	110419	290882	5,436.11	11/08/2019	INV	PD	Annual janitorial service
5965	22001094	10/31/2019	6474	110419	290882	1,085.07	11/08/2019	INV	PD	Cleaning Services at the
7235	22001093	12/01/2019	7776	12032019	291441	5,436.11	12/06/2019	INV	PD	Annual janitorial service
7234	22001094	12/01/2019	7775	12032019	291441	1,162.57	12/06/2019	INV	PD	Cleaning Services at the
8793	22001093	01/01/2020	10210	01072020	291955	5,436.11	01/03/2020	INV	PD	Annual janitorial service
8791	22001094	01/01/2020	10208	01072020	291955	581.29	01/03/2020	INV	PD	Cleaning Services at the
10323	22001093	02/03/2020	11794	020420	292536	5,436.11	02/07/2020	INV	PD	Annual janitorial service
10319	22001094	02/03/2020	11791	020420	292536	503.78	02/07/2020	INV	PD	Cleaning Services at the
11753	22001093	03/01/2020	13262	032020	293117	5,436.11	03/06/2020	INV	PD	Annual janitorial service
11751	22001094	03/01/2020	13261	032020	293117	465.03	03/06/2020	INV	PD	Cleaning Services at the
						61,750.84				
12554 THE POOL TABLE GUY										
12236	22005634	01/28/2020	13756	031320	293343	380.00	03/13/2020	INV	PD	Pool table covers
12560 KEN BRITT										
6235	22003420	10/29/2019	6751	11122019	291010	656.43	11/08/2019	INV	PD	Per Diem - NM Infrastruct
7828	22004668	12/16/2019	8660	12202019	291715	522.31	12/20/2019	INV	PD	Per Diem - 2019 SWREDA Co

DOCUMENT	P.O.	INV DATE	VOUCHER	CHECK RUN	CHECK #	INVOICE NET	DUE DATE	TYPE	STS	INVOICE DESCRIPTION
3028		09/12/2019	3147	09202019	289769	30.52	09/20/2019	INV	PD	Travel to Artesia NM
						1,209.26				
12573 ROADRUNNER TOOLS LLC										
5249	22002493	10/14/2019	5734	10182019	290484	19,156.93	10/18/2019	INV	PD	ZUES SNAP ON SCANNER FOR
8295	22003824	11/22/2019	9710	12312019	291832	134.95	12/31/2019	INV	PD	PURCHASE LOCK OUT KIT FOR
7725	22001822	11/15/2019	8280	12132019	291627	89.00	12/13/2019	INV	PD	2 WRENCHES FOR CONTAINER
						19,380.88				
12574 PILOT THOMAS LOGISTICS										
4011	22002781	09/27/2019	4151	10042019	290188	718.12	10/04/2019	INV	PD	Dyed diesel for golf cour
2859	22020102	03/28/2019	2976	09122019	289631	834.82	09/13/2019	INV	PD	192551- Dyed Diesel for G
3658	22020103	05/07/2019	3787	09252019	289948	824.93	09/27/2019	INV	PD	191173- Dyed Diesel for
2812	22001752	07/31/2019	2928	09122019	289631	866.32	09/13/2019	INV	PD	Dyed Diesel for golf cour
						3,244.19				
12584 JOSH ASBURY										
10827	22005423	02/14/2020	12314	021420	292720	326.34	02/14/2020	INV	PD	Per Diem - Conf & Trainin
5736	22003046	10/29/2019	6232	10312019	290795	425.13	10/31/2019	INV	PD	Per Diem - Turf & Weed Ma
						751.47				
12591 FIREQUICK PRODUCTS INC										
2393	22002406	08/22/2019	2502	09042019	289477	37.29	09/06/2019	INV	PD	Adapter for firequick hot
12603 PUBLIC SAFETY PSYCHOLOGY										
298	22000478	06/25/2019	319	072319jd	288641	1,122.84	07/26/2019	INV	PD	Psych Evals for New Hires
12605 NMAC 911 DIRECT AFFILIATE										
2045	22002377	07/01/2019	2141	08302019	289375	150.00	08/30/2019	INV	PD	Annual 911 Director's Aff
12618 EFRAIN LEE NIETO										
4531	22000764	10/04/2019	4701	10112019	290325	500.00	10/11/2019	INV	PD	EST COST FOR BEE REMOVAL
8190	22000764	12/17/2019	9602	12202019	291698	200.00	12/20/2019	INV	PD	EST COST FOR BEE REMOVAL
						700.00				
12623 PACESETTER K9 LLC										
1537	22001330	06/14/2019	1613	08162019	289172	3,800.00	08/16/2019	INV	PD	Basic Dual Patrol-Detecti
1532	22001710	06/14/2019	1608	08162019	289172	375.00	08/16/2019	INV	PD	Training Registration fee
8810	22005107	12/11/2019	10227	01072020	291940	2,000.00	01/03/2020	INV	PD	Tuition for K9 Handler Co
9892	22005107	01/16/2020	11344	012820	292354	500.00	01/31/2020	INV	PD	Tuition for K9 Handler Co
						6,675.00				
12638 MIKE TRUJILLO										
4664		10/11/2019	4835	10152019	290390	20.00	10/18/2019	INV	PD	Traveled to Pueblo,CO to
12644 AGA										

DOCUMENT	P.O.	INV DATE	VOUCHER	CHECK RUN	CHECK #	INVOICE NET	DUE DATE	TYPE	STS	INVOICE DESCRIPTION
11620	22006445	02/10/2020	13126	022820	292962	110.00	02/28/2020	INV	PD	Association of Government
12651 RELIANT HIRING SOLUTIONS										
11582	22005708	01/29/2020	13087	022820	293046	450.00	02/28/2020	INV	PD	Law Enforcement Hiring Ex
12652 YAMAHA MOTOR FINANCE CORP										
1213	22000986	06/26/2019	1276	08122019	289065	3,233.65	08/09/2019	INV	PD	Lease for 40 Yamaha golf
1239	22000986	07/29/2019	1304	08122019	289065	3,233.65	08/09/2019	INV	PD	Lease for 40 Yamaha golf
2549	22000986	08/28/2019	2662	09062019	289532	3,233.65	09/06/2019	INV	PD	Lease for 40 Yamaha golf
4350	22000986	09/26/2019	4515	10102019	290289	3,233.65	10/11/2019	INV	PD	Lease for 40 Yamaha golf
6154	22000986	10/31/2019	6668	110719	290971	3,233.65	11/08/2019	INV	PD	Lease for 40 Yamaha golf
9242	22000986	11/26/2019	10670	01142020	292093	4,846.97	01/17/2020	INV	PD	Lease for 40 Yamaha golf
9239	22000986	12/31/2019	10667	01142020	292093	3,233.65	01/17/2020	INV	PD	Lease for 40 Yamaha golf
10548	22000986	01/28/2020	12027	020720	292637	3,233.65	02/07/2020	INV	PD	Lease for 40 Yamaha golf
12002	22000986	02/28/2020	13517	031020	293256	3,233.65	03/13/2020	INV	PD	Lease for 40 Yamaha golf
						30,716.17				
12653 CLUB PROPHET SYSTEMS										
12366	22000798	03/02/2020	13886	031720	293365	300.00	03/17/2020	INV	PD	Monthly Fee for Pro Shop
2626	22000798	07/01/2019	2741	09122019	289561	300.00	09/13/2019	INV	PD	Monthly Fee for Pro Shop
2625	22000798	08/01/2019	2740	09122019	289561	300.00	09/13/2019	INV	PD	Monthly Fee for Pro Shop
2624	22000798	09/04/2019	2739	09122019	289561	300.00	09/13/2019	INV	PD	Monthly Fee for Pro Shop
2608	22000798	09/03/2019	2722	09122019	289561	900.00	09/13/2019	INV	PD	Monthly Fee for Pro Shop
9638	22000798	01/01/2020	11081	01242020	292205	300.00	01/24/2020	INV	PD	Monthly Fee for Pro Shop
11351	22000798	02/03/2020	12850	022520	292914	300.00	02/28/2020	INV	PD	Monthly Fee for Pro Shop
						2,700.00				
12672 JASON (JJ) CHAVEZ										
12116		03/11/2020	13633	031320	293309	90.52	03/13/2020	INV	PD	Travel to Roswell NM
7313		11/26/2019	7859	12032019	291423	65.40	12/06/2019	INV	PD	TRVL to Roswell NM
4453	22002420	10/10/2019	4621	10112019	290334	65.40	10/11/2019	INV	PD	Mileage - ECA National Cl
						221.32				
12691 CREATIVE CARLSBAD										
9976	22001505	01/11/2020	11434	012820	292299	3,646.24	01/31/2020	INV	PD	Promotional expense for C
12374	22001505	03/11/2020	13895	031720	293369	5,134.17	03/17/2020	INV	PD	Promotional expense for C
7422	22001505	11/25/2019	7972	12062019	291481	8,603.07	12/06/2019	INV	PD	Promotional expense for C
1083	22001505	08/05/2019	1142	08082019	288948	2,500.00	08/09/2019	INV	V	Promotional expense for C
1654	22020229	08/05/2019	1142	08082019	288948	2,500.00	08/05/2019	INV	PD	188517-Creative Carlsbad
4035	22020229	09/03/2019	4175	10042019	290140	2,500.00	10/04/2019	INV	PD	188517-Creative Carlsbad
4229	22020229	10/01/2019	4389	10102019	290235	2,500.00	10/11/2019	INV	PD	188517-Creative Carlsbad
6239	22020229	10/01/2019	6755	11122019	290988	2,500.00	11/08/2019	INV	PD	188517-Creative Carlsbad
7570	22020229	11/03/2019	8121	12122019	291586	2,500.00	12/13/2019	INV	PD	188517-Creative Carlsbad
9400	22020229	01/09/2020	10834	01212020	292122	2,500.00	01/17/2020	INV	PD	188517-Creative Carlsbad
10532	22020229	02/04/2020	12009	020720	292568	2,500.00	02/07/2020	INV	PD	188517-Creative Carlsbad
11752	22020229	03/02/2020	13260	032020	293090	2,500.00	03/06/2020	INV	PD	188517-Creative Carlsbad
3460	22001505	09/13/2019	3589	09242019	289878	8,388.69	09/20/2019	INV	PD	Promotional expense for C

DOCUMENT	P.O.	INV DATE	VOUCHER	CHECK RUN	CHECK #	INVOICE NET	DUE DATE	TYPE	STS	INVOICE DESCRIPTION
						48,272.17				
12696 TOBY AUSTIN										
9940	22005455	01/24/2020	11394	012820	292375	225.90	01/31/2020	INV	PD	Per Diem - Euthanasia Tra
12698 GREG GUERRA										
9626	22004509	01/08/2020	11068	01242020	292223	182.00	01/24/2020	INV	PD	Per Diem - Advanced Searc
12705 ATLANTIS GLOBAL										
5431	22003296	09/30/2019	5922	10252019	290656	820.00	10/25/2019	INV	PD	Rolls of Printing Paper f
12707 ISRAEL RODRIGUEZ										
5800		10/29/2019	6295	10312019	290790	24.00	10/31/2019	INV	PD	Travel to Artesia NM
9627	22002917	01/08/2020	11069	01242020	292225	190.00	01/24/2020	INV	PD	Per Diem - Advanced Searc
697		07/31/2019	730	08022019	288880	12.00	08/02/2019	INV	PD	Travel to Sacramento CA
						226.00				
12710 JUDY BRAKEMAN										
11437	22005192	02/25/2020	12940	022820	293009	383.31	02/28/2020	INV	PD	Per Diem - K9 Narcotic Ha
2110		08/20/2019	2212	082319	289451	12.00	08/23/2019	INV	PD	Travel to Roswell NM
						395.31				
12719 BLUE 360 MEDIA LLC										
4477	22002381	10/06/2019	4647	10112019	290306	119.34	10/11/2019	INV	PD	Criminal and Traffic Law
8450	22005170	11/25/2019	9866	01072020	291861	997.50	01/03/2020	INV	PD	Annual Renewal
12503	22006890	03/14/2020	14029	032020	293408	229.84	03/20/2020	INV	PD	Blue360 Media Official Ne
						1,346.68				
12739 GLOBAL ENFORCEMENT MOTORS										
145	22000414	05/01/2019	157	072219LO	288597	1,014.72	07/19/2019	INV	PD	ESTIMATED SHIPPING
12747 WOMBAT SERVICES LLC										
771	22000683	05/30/2019	813	08022019	288902	2,112.55	08/02/2019	INV	PD	5LB FIRE EXTINGUISHERS
772	22020279	05/30/2019	814	08022019	288902	2,112.55	08/02/2019	INV	PD	WE NEED TO REPLACE AND IN
6135	22003831	10/22/2019	6649	110719	290969	75.50	11/08/2019	INV	PD	Safety supplies
11354	22005937	02/17/2020	12853	022520	28499	460.19	02/28/2020	INV	PD	Fire Extinguishers for Av
11807	22005895	03/03/2020	13316	030620	293161	2,825.70	03/06/2020	INV	PD	Estimated cost for CPR Ca
12644	22003883	03/20/2020	14173	032420	293558	798.46	03/27/2020	INV	PD	Fire extinguisher for Wat
12664	22005479	03/23/2020	14194	032420	293558	215.29	03/27/2020	INV	PD	Estimated Cost for Fit te
						8,600.24				
12755 FMP GROUP										
4037	22001550	09/18/2019	4178	10042019	290152	5,000.00	10/04/2019	INV	PD	2019 Mayor's Oil & Gas Su
4050	22002271	09/26/2019	4191	10042019	290152	437.04	10/04/2019	INV	PD	Video Recording & Editing

DOCUMENT	P.O.	INV DATE	VOUCHER	CHECK RUN	CHECK #	INVOICE NET	DUE DATE	TYPE	STS	INVOICE DESCRIPTION
						5,437.04				
12756 JASON SHIRLEY										
7829		12/16/2019	8661	12202019	291712	85.40	12/20/2019	INV	PD	Travel to Roswell NM
11574	22005870	02/26/2020	13079	022820	293005	523.34	02/28/2020	INV	PD	Per Diem - 2020 Legis / B
						608.74				
12764 TEAM WENDY										
2760	22002440	08/28/2019	2876	09122019	289653	1,269.55	09/13/2019	INV	PD	Extrication gear for R-1
12769 HIGH PLAINS JUNIOR RODEO										
1307	22001148	08/06/2019	1373	08122019	289006	5,326.33	08/09/2019	INV	PD	191633- PROMO EXPENSE FOR
12778 TECHNOLGIES CDWARE INC										
9133	22003230	01/06/2020	10555	01102020	292021	2,142.00	01/10/2020	INV	PD	GPS Vehicle Tracking Serv
10436	22003230	02/05/2020	11913	020720	292628	2,142.00	02/07/2020	INV	PD	GPS Vehicle Tracking Serv
11878	22004278	02/13/2020	13390	031020	293247	3,847.05	03/13/2020	INV	PD	GPS TRACKING SYSTEM
11879	22004278	02/14/2020	13391	031020	293247	-3,847.05	03/13/2020	CRM	PD	GPS TRACKING SYSTEM
11880	22004278	02/14/2020	13392	031020	293247	3,948.50	03/13/2020	INV	PD	GPS TRACKING SYSTEM
12828	22003230	03/02/2020	14363	032720	293637	2,312.00	03/27/2020	INV	PD	GPS Vehicle Tracking Serv
6723	22003230	07/03/2019	7247	11222019	291230	2,142.00	11/22/2019	INV	PD	GPS Vehicle Tracking Serv
3689	22003230	08/05/2019	3821	09302019	290067	2,142.00	09/27/2019	INV	PD	GPS Vehicle Tracking Serv
3687	22003230	09/04/2019	3818	09302019	290067	2,142.00	09/27/2019	INV	PD	GPS Vehicle Tracking Serv
4492	22003230	10/04/2019	4662	10112019	290375	2,142.00	10/11/2019	INV	PD	GPS Vehicle Tracking Serv
6485	22003230	11/08/2019	7005	11142019	291118	2,142.00	11/15/2019	INV	PD	GPS Vehicle Tracking Serv
7358	22003230	12/04/2019	7906	12112019	291546	2,142.00	12/13/2019	INV	PD	GPS Vehicle Tracking Serv
						23,396.50				
12786 CYNTHIA FLOREZ										
10503	22005554	02/04/2020	11982	020720	292569	20.00	02/07/2020	INV	PD	Per Diem - Technology Tra
11195	22004560	02/18/2020	12690	022120	292832	141.16	02/21/2020	INV	PD	Per Diem - 4RE & VISTA Tr
						161.16				
12794 KIMBERLY ACKMAN										
617		05/30/2019	650	073119	288809	50.00	07/31/2019	INV	PD	BDAY Party 7-7-19
12797 RED ROCKET MEDIA LLC										
620	22001149	07/02/2019	652	073119	288834	4,659.90	07/31/2019	INV	PD	191214- SOCIAL MEDIA ADVE
654	22001305	07/10/2019	686	073119	288834	430.59	07/31/2019	INV	PD	Social Media Marketing fo
1148	22001149	08/01/2019	1210	08122019	289043	5,000.00	08/09/2019	INV	PD	191214- SOCIAL MEDIA ADVE
1501	22020150	07/04/2019	1576	08162019	289187	376.76	08/16/2019	INV	PD	RENT TENT FOR COMMAND POS
1491	22001305	08/10/2019	1566	08162019	289187	430.59	08/16/2019	INV	PD	Social Media Marketing fo
1814	22001149	08/16/2019	1901	08232019	289279	2,500.00	08/23/2019	INV	PD	191214- SOCIAL MEDIA ADVE
2749	22001149	09/09/2019	2865	09122019	289639	2,500.00	09/13/2019	INV	PD	191214- SOCIAL MEDIA ADVE
3195	22001305	09/10/2019	3321	09202019	289804	430.59	09/20/2019	INV	PD	Social Media Marketing fo
3602	22001149	09/23/2019	3731	09252019	289950	2,500.00	09/27/2019	INV	PD	191214- SOCIAL MEDIA ADVE
3996	22001149	10/02/2019	4136	10042019	290196	2,500.00	10/04/2019	INV	PD	191214- SOCIAL MEDIA ADVE
4460	22001305	10/10/2019	4628	10112019	290362	430.59	10/11/2019	INV	PD	Social Media Marketing fo

DOCUMENT	P.O.	INV DATE	VOUCHER	CHECK RUN	CHECK #	INVOICE NET	DUE DATE	TYPE	STS	INVOICE DESCRIPTION
6468	22001305	11/10/2019	6988	11142019	291111	430.59	11/15/2019	INV	PD	Social Media Marketing fo
6469	22001149	11/11/2019	6989	11142019	291111	5,000.00	11/15/2019	INV	PD	191214- SOCIAL MEDIA ADVE
7744	22001149	12/09/2019	8299	12132019	291625	5,000.00	12/13/2019	INV	PD	191214- SOCIAL MEDIA ADVE
7750	22001305	12/10/2019	8305	12132019	291625	430.59	12/13/2019	INV	PD	Social Media Marketing fo
8413	22001149	01/03/2020	9829	01072020	291950	5,000.00	01/03/2020	INV	PD	191214- SOCIAL MEDIA ADVE
9312	22001305	01/10/2020	10744	01142020	292065	430.59	01/17/2020	INV	PD	Social Media Marketing fo
10612	22001305	02/10/2020	12095	021120	292649	430.59	02/14/2020	INV	PD	Social Media Marketing fo
11129	22001149	02/17/2020	12622	022120	292881	5,000.00	02/21/2020	INV	PD	191214- SOCIAL MEDIA ADVE
10974	22001149	02/17/2020	12466	021820	292795	2,500.00	02/21/2020	INV	PD	191214- SOCIAL MEDIA ADVE
11867	22001149	03/03/2020	13379	031020	293232	2,500.00	03/13/2020	INV	PD	191214- SOCIAL MEDIA ADVE
12168	22001305	03/10/2020	13686	031320	293333	430.59	03/13/2020	INV	PD	Social Media Marketing fo
						48,911.97				
12811 CENTERPOINT ENERGY										
121	22020196	06/18/2019	128	07192019	288610	51.64	07/19/2019	INV	PD	184916- Gas to Airport FY
137	22000685	06/18/2019	145	07192019	288610	21.60	07/19/2019	INV	PD	EST YRLY GAS SRV TO SHOP
101	22020016	06/18/2019	108	07192019	288610	67.29	07/18/2019	INV	PD	Natural Gas Usage - 7/201
107	22000870	06/18/2019	114	07192019	288610	205.54	07/19/2019	INV	PD	Gas Service for Fire Stat
203	22001495	06/18/2019	219	07192019	288610	21.34	07/19/2019	INV	PD	Gas Service for Garage -
118	22020104	06/18/2019	125	07192019	288610	43.31	07/19/2019	INV	PD	184913-CenterPoint GAS fo
125	22000552	06/18/2019	133	07192019	288610	100.84	07/19/2019	INV	PD	Natural Gas Usage - Libra
129	22020173	06/18/2019	137	07192019	288610	35.43	07/19/2019	INV	PD	184909-Gas Service for N.
138	22020064	06/18/2019	147	07192019	288610	19.92	07/19/2019	INV	PD	185604-Gas Service for Pa
126	22000415	06/18/2019	134	07192019	288610	49.70	07/19/2019	INV	PD	184911-ANNUAL GAS SERVICE
132	22020402	06/18/2019	139	07192019	288610	21.30	07/19/2019	INV	PD	184903-civic center gas u
106	22000508	06/18/2019	113	07192019	288610	82.75	07/19/2019	INV	PD	Gas Service for PD FY 6/1
96	22020271	06/18/2019	103	07192019	288610	20.82	07/19/2019	INV	PD	184915- Yearly Gas Servic
128	22000439	06/18/2019	136	07192019	288610	37.62	07/19/2019	INV	PD	184908-Gas Service for FY
115	22001252	06/18/2019	122	07192019	288610	26.08	07/19/2019	INV	PD	ESTIMATE YEARLY GAS SERVI
130	22000589	06/18/2019	138	07192019	288610	23.11	07/19/2019	INV	PD	Annual PO for Natural Gas
133	22000684	06/18/2019	141	07192019	288610	31.59	07/19/2019	INV	PD	EST YRLY GAS SERV FOR WTR
204	22020062	06/18/2019	220	07192019	288610	1,221.57	07/19/2019	INV	PD	184904-Gas Service for Wa
1388	22020016	07/16/2019	1459	08162019	289120	66.28	08/16/2019	INV	PD	Natural Gas Usage - 7/201
1394	22000552	07/16/2019	1466	08162019	289120	51.67	08/16/2019	INV	PD	Natural Gas Usage - Libra
1395	22000415	07/16/2019	1467	08162019	289120	28.47	08/16/2019	INV	PD	184911-ANNUAL GAS SERVICE
1396	22000439	07/16/2019	1468	08162019	289120	86.42	08/16/2019	INV	PD	184908-Gas Service for FY
1397	22020173	07/16/2019	1469	08162019	289120	21.74	08/16/2019	INV	PD	184909-Gas Service for N.
1398	22000589	07/16/2019	1470	08162019	289120	22.80	08/16/2019	INV	PD	Annual PO for Natural Gas
1399	22020402	07/16/2019	1471	08162019	289120	20.82	08/16/2019	INV	PD	184903-civic center gas u
1400	22000684	07/16/2019	1472	08162019	289120	20.82	08/16/2019	INV	PD	EST YRLY GAS SERV FOR WTR
1401	22000685	07/16/2019	1473	08162019	289120	20.82	08/16/2019	INV	PD	EST YRLY GAS SRV TO SHOP
1402	22020064	07/16/2019	1474	08162019	289120	19.45	08/16/2019	INV	PD	185604-Gas Service for Pa
1389	22000508	07/16/2019	1460	08162019	289120	81.83	08/16/2019	INV	PD	Gas Service for PD FY 6/1
1390	22000870	07/16/2019	1461	08162019	289120	195.18	08/16/2019	INV	PD	Gas Service for Fire Stat
1409	22000530	07/16/2019	1481	08162019	289120	20.82	08/16/2019	INV	PD	ANNUAL GAS SERV GARAGE 7/
1391	22001252	07/16/2019	1462	08162019	289120	24.89	08/16/2019	INV	PD	ESTIMATE YEARLY GAS SERVI
1392	22020104	07/16/2019	1463	08162019	289120	41.64	08/16/2019	INV	PD	184913-CenterPoint GAS fo
1393	22020196	07/16/2019	1464	08162019	289120	41.64	08/16/2019	INV	PD	184916- Gas to Airport FY
1410	22020062	07/16/2019	1482	08162019	289120	494.81	08/16/2019	INV	PD	184904-Gas Service for Wa
2505	22001369	08/21/2019	2618	09062019	289500	20.84	09/06/2019	INV	PD	ANNUAL GAS SERVICES FOR G
2508	22000980	08/21/2019	2621	09062019	289500	43.82	09/06/2019	INV	PD	FY-2020 Gas usage Airport
2517	22000837	08/21/2019	2630	09062019	289500	20.84	09/06/2019	INV	PD	EST YRLY GAS SERV TO SHOP
2499	22000875	08/21/2019	2612	09062019	289500	65.47	09/06/2019	INV	PD	Natural Gas for July 2019
2504	22001359	08/21/2019	2617	09062019	289500	201.59	09/06/2019	INV	PD	Gas service for all stati

DOCUMENT	P.O.	INV DATE	VOUCHER	CHECK RUN	CHECK #	INVOICE NET	DUE DATE	TYPE	STS	INVOICE DESCRIPTION
2507	22000848	08/21/2019	2620	09062019	289500	41.68	09/06/2019	INV	PD	Natural Gas for Golf Cour
2510	22000920	08/21/2019	2623	09062019	289500	45.86	09/06/2019	INV	PD	Library Gas Service for F
2513	22001202	08/21/2019	2626	09062019	289500	22.25	09/06/2019	INV	PD	FY 19-20 Yearly PO for ga
2518	22000814	08/21/2019	2631	09062019	289500	20.84	09/06/2019	INV	PD	FY20 Gas Service for Pate
2501	22001581	08/21/2019	2614	09062019	289500	80.59	09/06/2019	INV	PD	Gas Service for Police De
2511	22000824	08/21/2019	2624	09062019	289500	24.85	09/06/2019	INV	PD	Centerpoint Energy annual
2515	22000735	08/21/2019	2628	09062019	289500	21.71	09/06/2019	INV	PD	FY20 Gas Service for Civi
2498	22001006	08/21/2019	2611	09062019	289500	20.84	09/06/2019	INV	PD	FY20 gas service for RRC
2512	22001011	08/21/2019	2625	09062019	289500	57.79	09/06/2019	INV	PD	FY20 Gas Service for San
2506	22001252	08/21/2019	2619	09062019	289500	23.97	09/06/2019	INV	PD	ESTIMATE YEARLY GAS SERVI
2514	22001058	08/21/2019	2627	09062019	289500	22.25	09/06/2019	INV	PD	Annual PO - Transit Natur
2516	22000765	08/21/2019	2629	09062019	289500	20.84	09/06/2019	INV	PD	EST YEARLY UTILITY GAS SE
2509	22000736	08/21/2019	2622	09062019	289500	45.34	09/06/2019	INV	PD	FY20 Gas Service for Wate
5421	22001006	10/17/2019	5912	10222019	290578	891.40	10/25/2019	INV	PD	FY20 gas service for RRC
7585	22001006	11/20/2019	8138	12112019	291497	2,500.96	12/13/2019	INV	PD	FY20 gas service for RRC
3974	22000920	09/23/2019	4112	10042019	290126	46.32	10/04/2019	INV	PD	Library Gas Service for F
3979	22001058	09/23/2019	4118	10042019	290126	23.16	10/04/2019	INV	PD	Annual PO - Transit Natur
3981	22000765	09/23/2019	4120	10042019	290126	21.84	10/04/2019	INV	PD	EST YEARLY UTILITY GAS SE
3972	22000980	09/23/2019	4110	10042019	290126	46.28	10/04/2019	INV	PD	FY-2020 Gas usage Airport
3982	22000837	09/23/2019	4121	10042019	290126	21.84	10/04/2019	INV	PD	EST YRLY GAS SERV TO SHOP
3968	22001359	09/23/2019	4106	10042019	290126	204.04	10/04/2019	INV	PD	Gas service for all stati
3969	22001369	09/23/2019	4107	10042019	290126	21.84	10/04/2019	INV	PD	ANNUAL GAS SERVICES FOR G
3971	22000848	09/23/2019	4109	10042019	290126	43.68	10/04/2019	INV	PD	Natural Gas for Golf Cour
3978	22001202	09/23/2019	4117	10042019	290126	22.41	10/04/2019	INV	PD	FY 19-20 Yearly PO for ga
3983	22000814	09/23/2019	4122	10042019	290126	21.84	10/04/2019	INV	PD	FY20 Gas Service for Pate
3976	22000824	09/23/2019	4114	10042019	290126	25.86	10/04/2019	INV	PD	Centerpoint Energy annual
3980	22000735	09/23/2019	4119	10042019	290126	21.84	10/04/2019	INV	PD	FY20 Gas Service for Civi
3977	22001011	09/23/2019	4115	10042019	290126	35.58	10/04/2019	INV	PD	FY20 Gas Service for San
3970	22001252	09/23/2019	4108	10042019	290126	24.18	10/04/2019	INV	PD	ESTIMATE YEARLY GAS SERVI
3973	22000736	09/23/2019	4111	10042019	290126	21.84	10/04/2019	INV	PD	FY20 Gas Service for Wate
3941	22000875	09/23/2019	4079	10042019	290126	36.55	10/04/2019	INV	PD	Natural Gas for July 2019
3967	22001581	09/23/2019	4105	10042019	290126	84.91	10/04/2019	INV	PD	Gas Service for Police De
3940	22001006	09/23/2019	4078	10042019	290126	21.84	10/04/2019	INV	PD	FY20 gas service for RRC
9808	22001006	01/18/2020	11259	01242020	292203	7,375.25	01/24/2020	INV	PD	FY20 gas service for RRC
12739	22001006	03/20/2020	14272	032420	293511	5,288.19	03/27/2020	INV	PD	FY20 gas service for RRC
11407	22001006	02/18/2020	12907	022820	292977	6,837.77	02/28/2020	INV	PD	FY20 gas service for RRC
1386	22020271	07/16/2019	1457	08162019	289120	20.82	08/16/2019	INV	PD	184915- Yearly Gas Servic
8290	22001006	12/18/2019	9705	12312019	291811	5,736.66	12/31/2019	INV	PD	FY20 gas service for RRC
						33,539.82				
12816 ENCHANTED TECHNOLOGY SOLUTIONS										
5088	22002331	09/30/2019	5565	10172019	290455	27,336.96	10/18/2019	INV	PD	Tough Books for Medic Uni
10698	22005432	01/29/2020	12184	021420	292696	132.06	02/14/2020	INV	PD	Base plate for MDT for Me
						27,469.02				
12817 IRMA RODRIGUEZ										
11106	22005732	02/08/2020	12599	022120	292854	500.00	02/21/2020	INV	PD	Trash Pick-Up Not To Exce
12830 4 ELEMENTS AUTOMOTIVE										
1635	22002074	08/09/2019	1714	08162019	289095	236.55	08/16/2019	INV	PD	DIAGNOSTICS ON A/C SYSTE
2314	22002354	08/22/2019	2422	08302019	289331	201.84	08/30/2019	INV	PD	DIAGNOSTICS ON M-1 A/C UN
4202	22002868	09/24/2019	4358	10042019	290105	1,392.89	10/04/2019	INV	PD	Rescue 11 needs DPF delet

DOCUMENT	P.O.	INV DATE	VOUCHER	CHECK RUN	CHECK #	INVOICE NET	DUE DATE	TYPE	STS	INVOICE DESCRIPTION
10773	22002794	01/06/2020	12258	021420	292659	269.11	02/14/2020	INV	PD	diagnose hydraulic leak
4580	22003503	10/07/2019	4751	10112019	290290	369.11	10/11/2019	INV	PD	replace muffler
9604	22003327	01/06/2020	11044	01242020	292185	134.56	01/17/2020	INV	PD	DIAGNOSE FUEL PRESSURE
7117	22004179	11/11/2019	7656	11262019	291308	1,999.55	11/29/2019	INV	PD	front end work making noi
						4,603.61				
12835 CARLSBAD MEDICAL CENTER										
923		08/02/2019	976	080619MS	288906	262.45	08/06/2019	INV	PD	M-17-CV-2009-00902-Dolore
921		08/02/2019	974	080619MS	288905	244.81	08/06/2019	INV	PD	D-503-CV-2018-01782-Sarah
924		08/02/2019	977	080619MS	288908	413.22	08/06/2019	INV	PD	D-503-CV-2017-01625-Scott
922		08/02/2019	975	080619MS	288907	269.05	08/06/2019	INV	PD	D-503-CV-2018-01397-Vanes
1556		08/15/2019	1632	081619ms	289070	258.72	08/16/2019	INV	PD	M-17-CV-2009-00902 - Dolo
1553		08/15/2019	1629	081619ms	289069	122.88	08/16/2019	INV	PD	D-503-CV-2018-01782 - Sar
1557		08/15/2019	1633	081619ms	289072	429.63	08/16/2019	INV	PD	D-503-CV-2017-01625 - Sco
1555		08/15/2019	1631	081619ms	289071	269.06	08/16/2019	INV	PD	D-503-CV-2018-01397 - Van
2328		08/30/2019	2436	083019ms	289317	250.61	08/30/2019	INV	PD	M-17-CV-2009-00902-Dolore
2329		08/30/2019	2437	083019ms	289316	184.79	08/30/2019	INV	PD	D-503-CV-2017-01625-Scott
2326		08/30/2019	2434	083019ms	289318	259.44	08/30/2019	INV	PD	D-503-CV-2018-01397-Vanes
8077		12/20/2019	9482	Dec PR#2	1201	131.51	12/20/2019	INV	PD	M-17-CV-2009-00902
7729		12/13/2019	8284	Dec PR#3	1138	28.86	12/13/2019	INV	PD	M-17-CV-2009-00902
7451		12/06/2019	8001	Dec PR#1	1088	258.72	12/06/2019	INV	PD	M-17-CV-2009-00902
2261		07/12/2019	2368		366911	713.93	07/31/2019	DIR	PD	Garnishment
2241		07/12/2019	2345		366901	751.29	07/31/2019	DIR	PD	Garnishment for J Campbel
2235		07/12/2019	2339		366903	304.31	07/31/2019	DIR	PD	Garnishment for J Rodrigu
218		07/19/2019	236	071919jp	225	310.50	07/22/2019	INV	PD	D-503-CV-2018-01395 J. Ca
219		07/19/2019	238	071919jp	226	133.90	07/22/2019	INV	PD	D-503-CV-2018-01089 J. Ro
214		07/19/2019	233	071919jp	227	244.81	07/22/2019	INV	PD	D-503-CV-2018-01782 S. Ca
223		07/19/2019	241	071919jp	228	430.19	07/22/2019	INV	PD	D-503-CV-2017-01625 S. Go
216		07/19/2019	235	071919jp	225	269.53	07/22/2019	INV	PD	D-503-CV-2018-01397 V. Or
6345		11/08/2019	6863	Nov PR1	929	258.72	11/08/2019	INV	PD	M-17-CV-2009-00902
6928		11/22/2019	7458	Nov PR2	998	258.72	11/22/2019	INV	PD	M-17-CV-2009-00902
5598		10/25/2019	6092	Oct PR2	789	258.72	10/25/2019	INV	PD	M-17-CV-2009-00902
4601		10/11/2019	4772	Oct PR#1	710	258.72	10/11/2019	INV	PD	M-17-CV-2009-00902
4602		10/11/2019	4773	Oct PR#1	711	364.98	10/11/2019	INV	PD	D-503-CV-2017-01625
2255		07/12/2019	2362		366912	244.81	07/31/2019	DIR	PD	Garnishment for S Carbaja
2254		07/12/2019	2360		366913	430.19	07/31/2019	DIR	PD	Garnishment for S Goff
2236		07/12/2019	2340		366904	237.51	07/31/2019	DIR	PD	Garnishment for S Carbaja
2881		09/13/2019	2998	09132019	289667	259.97	09/13/2019	INV	PD	M-17-CV-2009-00902-Dolore
2882		09/13/2019	2999	09132019	289668	597.11	09/13/2019	INV	PD	D-503-CV-2017-01625-Scott
2880		09/13/2019	2997	09132019	289666	232.52	09/13/2019	INV	PD	D-503-CV-2018-01397-Vanes
3758		09/27/2019	3893	09272019	289973	265.70	09/27/2019	INV	PD	M-17-CV-2009-00902-Dolore
3759		09/27/2019	3894	09272019	289974	706.22	09/27/2019	INV	PD	D-503-CV-2017-01625-Scott
2242		07/12/2019	2347		3669011	262.68	07/31/2019	DIR	PD	Garnishment for V Ornelas
						11,178.78				
12838 JORGE & ARACELI GUITERREZ										
4420		10/09/2019	4586	10102019	290248	2,500.00	10/11/2019	INV	PD	Damage to 2011 Toyota Cam
12841 WILLIAM GERBERICH										
5277	22002918	10/15/2019	5762	10212019	290577	275.00	10/18/2019	INV	PD	Per Diem - Composting Tra
12850 KRQE,NRQE,KBIM,KREZ										

DOCUMENT	P.O.	INV DATE	VOUCHER	CHECK RUN	CHECK #	INVOICE NET	DUE DATE	TYPE	STS	INVOICE DESCRIPTION
4015	22001095	08/25/2019	4155	10042019	290167	1,925.57	10/04/2019	INV	PD	2019 Mayor's Oil & Gas Su
4745	22001095	09/29/2019	4920	10162019	290427	1,104.00	10/18/2019	INV	PD	2019 Mayor's Oil & Gas Su
6316	22001095	09/29/2019	6834	11122019	291011	86.94	11/08/2019	INV	PD	2019 Mayor's Oil & Gas Su
4026	22001095	08/25/2019	4166	10042019	290167	498.80	10/04/2019	INV	PD	2019 Mayor's Oil & Gas Su
5538	22001095	09/29/2019	6031	10252019	290723	341.85	10/25/2019	INV	PD	2019 Mayor's Oil & Gas Su
						3,957.16				
12853 ALEXANDER COMMUNICATIONS GROUP INC										
12394	22006497	03/03/2020	13916	031720	293378	198.50	03/17/2020	INV	PD	Annual Subscription to Do
12856 FTK INVESTMENTS LLC										
2020	22001960	08/16/2019	2114	082319	289453	3,990.00	08/23/2019	INV	PD	bed sets and frames for s
12859 CARLSBAD COMMUNITY THEATRE										
652	22001441	07/10/2019	684	073119	288784	61,981.63	07/31/2019	INV	PD	186368- CARLSBAD COMMUNIT
12867 VALORIE SAMS										
1359	22001845	07/25/2019	1426	08122019	289058	430.58	08/09/2019	INV	PD	professional services for
12870 ADVANCED COMMUNICATIONS &										
8956	22002965	09/17/2019	10376	01072020	291853	39,551.65	01/03/2020	INV	PD	Radio Service Agreement
7420	22002455	09/30/2019	7970	12062019	291463	22,056.62	12/06/2019	INV	PD	Radio Tower Monitoring Sy
4573	22003449	10/07/2019	4743	10112019	290295	4,663.94	10/11/2019	INV	PD	Advanced Tower Radio Work
12431	22006419	03/10/2020	13956	031720	293354	2,609.50	03/17/2020	INV	PD	Mobile radio for E-62 rep
						68,881.71				
12877 SHAY GALLOWAY										
2746		09/10/2019	2862	09122019	289645	50.00	09/13/2019	INV	PD	Refund 50.00 deposit for
2747		09/10/2019	2863	09122019	289645	50.00	09/13/2019	INV	PD	Refund 50.00 for the use
						100.00				
12881 SIGNALSCAPE INC										
3596	22003061	09/24/2019	3725	09252019	289955	2,200.00	09/27/2019	INV	PD	Maintenance Agreement for
12882 EDISPATCHES										
3125	22002919	09/01/2019	3249	09202019	289742	2,148.00	09/20/2019	INV	PD	eDispatches annual fee
12884 JOEY LANDGRAF										
10822		02/12/2020	12309	021420	292718	12.00	02/14/2020	INV	PD	Travel to Roswell NM
11575	22005836	02/25/2020	13080	022820	293007	214.00	02/28/2020	INV	PD	Per Diem - Investigations
9351	22004510	01/08/2020	10785	01212020	292142	94.77	01/17/2020	INV	PD	Per Diem - Cyber Investig
						320.77				
12885 LD SUPPLY LLC										

DOCUMENT	P.O.	INV DATE	VOUCHER	CHECK RUN	CHECK #	INVOICE NET	DUE DATE	TYPE	STS	INVOICE DESCRIPTION
2560	22001517	08/23/2019	2673	09062019	289501	236.00	09/06/2019	INV	PD	Janitorial supplies for N
6667	22003762	11/05/2019	7187	11152019	291128	956.24	11/15/2019	INV	PD	Building Maintenance Supp
11340	22003762	11/13/2019	12839	022520	292926	33.00	02/28/2020	INV	PD	Building Maintenance Supp
						1,225.24				
12888 INVENTIVE RESOURCES INC										
1028	22001629	07/26/2019	1084	08082019	288958	942.00	08/09/2019	INV	PD	Sewer manhole odor insert
12890 LOU'S GLOVES										
6208	22004013	10/30/2019	6723	11142019	291060	425.00	11/08/2019	INV	PD	Disposable Gloves for ope
12895 BUSINESS NOTIONS INC										
4245	22002714	09/20/2019	4405	10102019	290228	59.92	10/11/2019	INV	PD	Required uniform for ENMU
12896 FRIENDS OF THE LIVING DESERT										
9465	22002442	01/06/2020	10901	01212020	292131	1,643.38	01/17/2020	INV	PD	Promo expense for Friends
8236	22002442	12/16/2019	9649	12272019	291796	215.79	12/27/2019	INV	PD	Promo expense for Friends
						1,859.17				
12902 LESLIE WINFIELD										
11812	22005433	03/04/2020	13322	030620	293143	107.05	03/06/2020	INV	PD	Per Diem - Training - Wil
513		07/16/2019	544	072619LO	288752	30.00	07/26/2019	INV	PD	Travel to Capitan NM
						137.05				
12913 N7 TACTICAL TRAINING LLC										
5952	22003908	10/25/2019	6458	110419	290870	750.00	11/08/2019	INV	PD	Class Registration Fee fo
12916 TELEFLEX MEDICAL INC										
2058	22002153	08/13/2019	2155	08302019	289410	1,685.44	08/30/2019	INV	PD	EMS Supplies
2761	22002556	08/29/2019	2877	09122019	289654	1,985.42	09/13/2019	INV	PD	Restock EMS Supplies
						3,670.86				
12917 CONSENSUS PLANNING INC										
4430	22000856	06/30/2019	4596	10112019	290316	3,359.23	10/11/2019	INV	PD	187013-PROPOSAL TO PROVID
4432	22000856	07/31/2019	4599	10112019	290316	4,440.34	10/11/2019	INV	PD	187013-PROPOSAL TO PROVID
3943	22000856	09/27/2019	4081	10042019	290136	785.33	10/04/2019	INV	PD	187013-PROPOSAL TO PROVID
6442	22000856	10/18/2019	6962	11142019	291041	841.43	11/15/2019	INV	PD	187013-PROPOSAL TO PROVID
7297	22000856	11/18/2019	7842	12032019	291407	2,148.87	12/06/2019	INV	PD	187013-PROPOSAL TO PROVID
						11,575.20				
12919 JUNIPER RIDGE										
7477	22004426	11/20/2019	8027	12062019	291493	555.00	12/06/2019	INV	PD	sprays and colognes for g
12927 ARCHIVESOCIAL INC										
3002	22002797	09/09/2019	3121	09202019	289700	2,388.00	09/20/2019	INV	PD	Annual Social Media archi

DOCUMENT	P.O.	INV DATE	VOUCHER	CHECK RUN	CHECK #	INVOICE NET	DUE DATE	TYPE	STS	INVOICE DESCRIPTION
6175	22004100	10/03/2019	6690	11122019	290978	2,400.00	11/08/2019	INV	PD	Social Media Archiving of
						4,788.00				
12942 JOHN M CARAWAY										
7816	22020366	12/10/2019	8648	12202019	291713	53.82	12/20/2019	INV	PD	SERVICE AS ALTERNATE JUDG
663	22020366	06/11/2019	695		288542	53.79	07/31/2019	DIR	PD	SERVICE AS ALTERNATE JUDG
						107.61				
12949 LEADING EDGE SOLUTIONS										
4366	22003534	06/25/2019	4531	10102019	290251	321.00	10/11/2019	INV	PD	CAPS & SHIRTS FOR ST. & C
4368	22003534	06/25/2019	4533	10102019	290251	675.00	10/11/2019	INV	PD	CAPS & SHIRTS FOR ST. & C
4367	22003534	06/25/2019	4532	10102019	290251	146.00	10/11/2019	INV	PD	CAPS & SHIRTS FOR ST. & C
3880	22002261	09/23/2019	4018	10012019	290071	241.13	10/04/2019	INV	PD	HATS FOR GARAGE EMPLOYEES
5959	22003718	10/16/2019	6465	110419	290860	50.00	11/08/2019	INV	PD	Polo shirts for KCB Direc
9182	22004599	12/30/2019	10606	01142020	292038	15.00	01/17/2020	INV	PD	City Logo embroidered on
10164	22004851	01/13/2020	11633	01312020	292415	1,043.00	01/31/2020	INV	PD	SWEATERS AND JACKETS FOR
						2,491.13				
12955 TIM NYCE										
11455	22005837	02/26/2020	12958	022820	293063	206.01	02/28/2020	INV	PD	Per Diem - Investigations
9231		01/08/2020	10659	01142020	292083	94.77	01/17/2020	INV	PD	ABQ TRVL FOR TRAINING
4448	22003047	10/09/2019	4615	10112019	290378	12.00	10/11/2019	INV	PD	Per Diem - Prisoner Inter
5483		10/23/2019	5975	10232019	290640	35.98	10/25/2019	INV	PD	Reimbursement for gas bac
528		07/11/2019	559	072619LO	288767	285.00	07/26/2019	INV	PD	Travel to Farmington NM
1977	22001873	08/20/2019	2071	082319	289462	12.00	08/23/2019	INV	PD	Travel Request
						645.76				
12956 DESERT FOX SOLUTIONS										
5793	22001391	07/03/2019	6289	10312019	290780	3,079.27	10/31/2019	INV	PD	VEG MONITOR @ CLOSED LAND
353	22001407	06/21/2019	376	072619LO	288736	3,079.27	07/26/2019	INV	PD	METHANE MONITOR CLOSED LA
2712	22001390	09/06/2019	2828	09122019	289572	7,552.99	09/13/2019	INV	PD	GW SAMPLING CLOSED LANDFI
5756	22001407	10/25/2019	6251	10312019	290780	3,079.27	10/31/2019	INV	PD	METHANE MONITOR CLOSED LA
8467	22001390	12/06/2019	9883	01072020	291886	12,322.97	01/03/2020	INV	PD	GW SAMPLING CLOSED LANDFI
9145	22001407	12/10/2019	10568	01102020	291988	3,079.27	01/10/2020	INV	PD	METHANE MONITOR CLOSED LA
8452	22001391	12/27/2019	9868	01072020	291886	3,079.27	01/03/2020	INV	PD	VEG MONITOR @ CLOSED LAND
						35,272.31				
12957 NM LAW ENFORCEMENT ACADEMY										
3342	22002382	08/28/2019	3470	09202019	289785	40.00	09/20/2019	INV	PD	NMLEA Instructor Certific
11592	22006188	02/19/2020	13098	022820	293031	60.00	02/28/2020	INV	PD	Certification Fee for Ins
						100.00				
12960 GALLS LLC										
5848	22003142	10/04/2019	6346	10312019	290785	410.33	10/31/2019	INV	PD	Easy Door Wedge Kits for
5479	22003088	10/09/2019	5971	10252019	290709	206.88	10/25/2019	INV	PD	Uniform Shirts for CFD Ad
11856	22004097	11/29/2019	13368	031020	293196	46.17	03/10/2020	INV	PD	uniform shirts for city e
12546	22006814	12/19/2019	14072	032020	293425	49.46	03/20/2020	INV	PD	Urban Force Tru Combat Sh
10730	22005319	01/12/2020	12216	021420	292703	278.99	02/14/2020	INV	PD	Protection for cleaning
11428	22005585	01/22/2020	12930	022820	292996	114.99	02/28/2020	INV	PD	HG replacement footwear f

DOCUMENT	P.O.	INV DATE	VOUCHER	CHECK RUN	CHECK #	INVOICE NET	DUE DATE	TYPE	STS	INVOICE DESCRIPTION
12746	22006278	02/26/2020	14280	032420	293521	804.60	03/27/2020	INV	PD	Armor Express Razor IIIA
12747	22004454	03/10/2020	14281	032420	293521	956.29	03/27/2020	INV	PD	Uniforms for Animal Contr
12494	22006690	03/12/2020	14020	032020	293425	552.47	03/20/2020	INV	PD	BDU Pants for Animal Cont
						3,420.18				
12965 SANDRA BARLEY										
1955		08/20/2019	2047	082319	289460	60.00	08/23/2019	INV	PD	TRAVEL TO HOBBS NM
12967 EILEEN PENA										
1923		08/20/2019	2014	08232019	289241	321.78	08/23/2019	INV	PD	Travel to Albuquerque NM
4137	22002421	10/01/2019	4279	10042019	290147	388.02	10/04/2019	INV	PD	Per Diem - Justice System
						709.80				
12969 STEPHEN MUNROE										
4635		10/11/2019	4806	10152019	290407	20.00	10/18/2019	INV	PD	Traveled to Hobbs,NM for
5799	22002920	10/29/2019	6296	10312019	290849	106.25	10/31/2019	INV	PD	Per Diem - Hiring / Recru
						126.25				
12972 MARK BISCAINO										
10111		01/31/2020	11578	Jan PR#3	400136	315.69	01/31/2020	INV	PD	Child support
12976 SAMUEL M SOTO III										
5496		10/23/2019	5988	10232019	290631	12.00	10/25/2019	INV	PD	Traveled to ABQ,NM for NR
5495		10/23/2019	5987	10232019	290631	12.00	10/25/2019	INV	PD	Traveled to Ruidoso,NM fo
3294		09/06/2019	3422	09202019	289815	115.00	09/20/2019	INV	PD	reimburse for national re
2419		08/21/2019	2530	09042019	289496	75.00	09/06/2019	INV	PD	Reimburse for NM EMT min
2420		07/19/2019	2531	09042019	289496	44.00	09/06/2019	INV	PD	Reimburse for NM App Fing
						258.00				
12977 LONNIE SALAZAR										
8348	22004246	12/23/2019	9764	12312019	291814	99.07	12/31/2019	INV	PD	Per Diem - NMFTA Cadet Te
2784		09/05/2019	2900	09122019	289604	75.00	09/13/2019	INV	PD	EMT Reimbursement Interme
						174.07				
12979 OFFICEFURNITURE.COM										
11820	22006291	02/24/2020	13330	030620	293148	191.00	03/06/2020	INV	PD	Office Furniture
12991 SARAH ABELL										
587		07/22/2019	619	073119	288839	50.00	07/31/2019	INV	PD	reimburse for use golf co
13109 WILLIAM B WEAVER										
3777	22020174	09/18/2019	3912	093019	28457	20,000.00	09/27/2019	INV	PD	188519-Purchase, Delivery
13110 FIREHOSEDIRECT										
2952	22002231	08/19/2019	3069	09202019	289749	1,061.64	09/20/2019	INV	PD	Fire Hydrant Testing Supp

DOCUMENT	P.O.	INV DATE	VOUCHER	CHECK RUN	CHECK #	INVOICE NET	DUE DATE	TYPE	STS	INVOICE DESCRIPTION
13114 ISAAC COBOS										
2252		07/12/2019	2358		366899	320.02	07/31/2019	DIR	PD	Reimburse Wages
13126 CLARISSA LOPEZ										
12224	22006420	03/02/2020	13743	03132020	28507	500.00	03/13/2020	INV	PD	Trash Pickup Not to Excee
13132 ELITE SECURITY SERVICES										
134	22001150	06/24/2019	142	072219LO	288594	430.58	07/19/2019	INV	PD	188649- SECURITY SERVICES
131	22001150	07/01/2019	140	072219LO	288594	430.58	07/19/2019	INV	PD	188649- SECURITY SERVICES
162	22001150	07/15/2019	176	07192019	288572	376.76	07/15/2019	INV	PD	188649- SECURITY SERVICES
161	22001150	07/15/2019	175	07192019	288572	296.02	07/19/2019	INV	PD	188649- SECURITY SERVICES
801	22001150	07/22/2019	842	08022019	288872	349.84	08/02/2019	INV	PD	188649- SECURITY SERVICES
828	22001150	07/30/2019	870	08022019	288872	296.02	08/02/2019	INV	PD	188649- SECURITY SERVICES
1313	22001150	08/05/2019	1379	08122019	288998	269.11	08/09/2019	INV	PD	188649- SECURITY SERVICES
1462	22001150	08/12/2019	1535	08162019	289134	430.58	08/16/2019	INV	PD	188649- SECURITY SERVICES
3663	22001150	08/20/2019	3794	09302019	290035	376.76	09/27/2019	INV	PD	188649- SECURITY SERVICES
2640	22001150	08/26/2019	2755	09122019	289575	309.48	09/13/2019	INV	PD	188649- SECURITY SERVICES
2663	22001150	09/03/2019	2778	09122019	289575	484.40	09/13/2019	INV	PD	188649- SECURITY SERVICES
3664	22001150	09/09/2019	3795	09302019	290035	497.86	09/27/2019	INV	PD	188649- SECURITY SERVICES
3662	22001150	09/16/2019	3793	09302019	290035	753.52	09/27/2019	INV	PD	188649- SECURITY SERVICES
3790	22001150	09/23/2019	3926	09302019	290035	645.87	09/27/2019	INV	PD	188649- SECURITY SERVICES
4557	22001150	09/23/2019	4727	10112019	290326	645.87	10/11/2019	INV	PD	188649- SECURITY SERVICES
4558	22001150	09/30/2019	4728	10112019	290326	699.69	10/11/2019	INV	PD	188649- SECURITY SERVICES
4559	22001150	10/07/2019	4729	10112019	290326	538.22	10/11/2019	INV	PD	188649- SECURITY SERVICES
5801	22001150	10/07/2019	6297	10312019	290782	753.52	10/31/2019	INV	PD	188649- SECURITY SERVICES
5835	22001150	10/14/2019	6333	10312019	290782	645.87	10/31/2019	INV	PD	188649- SECURITY SERVICES
6090	22001150	10/21/2019	6604	110719	290914	699.69	11/08/2019	INV	PD	188649- SECURITY SERVICES
6082	22001150	11/04/2019	6595	110719	290914	598.78	11/08/2019	INV	PD	188649- SECURITY SERVICES
6869	22001150	11/11/2019	7398	11222019	291165	645.87	11/22/2019	INV	PD	188649- SECURITY SERVICES
6880	22001150	11/18/2019	7409	11222019	291165	430.58	11/22/2019	INV	PD	188649- SECURITY SERVICES
7163	22001150	11/25/2019	7703	11262019	291338	629.72	11/29/2019	INV	PD	188649- SECURITY SERVICES
7226	22001150	12/02/2019	7767	12032019	291416	430.58	12/06/2019	INV	PD	188649- SECURITY SERVICES
7647	22001150	12/09/2019	8201	12122019	291591	753.52	12/13/2019	INV	PD	188649- SECURITY SERVICES
8210	22001150	12/16/2019	9622	12272019	291792	753.52	12/27/2019	INV	PD	188649- SECURITY SERVICES
8846	22001150	12/23/2019	10263	01072020	291890	349.84	01/03/2020	INV	PD	188649- SECURITY SERVICES
9642	22001150	01/01/2020	11086	01242020	292214	215.29	01/24/2020	INV	PD	188649- SECURITY SERVICES
9617	22001150	01/06/2020	11059	01242020	292214	417.12	01/24/2020	INV	PD	188649- SECURITY SERVICES
9356	22001150	01/13/2020	10790	01212020	292125	538.22	01/17/2020	INV	PD	188649- SECURITY SERVICES
9774	22001150	01/21/2020	11225	01242020	292214	753.52	01/24/2020	INV	PD	188649- SECURITY SERVICES
10228	22001150	01/27/2020	11698	020420	292495	430.58	02/07/2020	INV	PD	188649- SECURITY SERVICES
10387	22001150	02/03/2020	11861	020420	292495	487.86	02/07/2020	INV	PD	188649- SECURITY SERVICES
10682	22001150	02/11/2020	12168	021420	292695	188.38	02/14/2020	INV	PD	188649- SECURITY SERVICES
11213	22001150	02/17/2020	12708	022120	292841	497.86	02/21/2020	INV	PD	188649- SECURITY SERVICES
11350	22001150	02/24/2020	12849	022520	292920	645.87	02/28/2020	INV	PD	188649- SECURITY SERVICES
11731	22001150	03/02/2020	13239	032020	293095	672.78	03/06/2020	INV	PD	188649- SECURITY SERVICES
12031	22001150	03/09/2020	13548	031020	293192	686.24	03/10/2020	INV	PD	188649- SECURITY SERVICES
12553	22001150	03/16/2020	14080	032020	293421	618.96	03/20/2020	INV	PD	188649- SECURITY SERVICES
12768	22001150	03/23/2020	14302	032720	293582	538.22	03/27/2020	INV	PD	188649- SECURITY SERVICES
						21,213.55				
13138 NUTRIEN AG SOLUTIONS										

DOCUMENT	P.O.	INV DATE	VOUCHER	CHECK RUN	CHECK #	INVOICE NET	DUE DATE	TYPE	STS	INVOICE DESCRIPTION
4457	22002709	09/07/2019	4625	10112019	290352	732.50	10/11/2019	INV	PD	Chemicals for the Sports
3675	22002662	09/24/2019	3806	09302019	290062	1,210.00	09/27/2019	INV	PD	Mesquite Herbicides
12918	22007052	03/26/2020	14454	032720	293600	2,441.70	03/27/2020	INV	PD	CHEMICAL FOR COMMUNITY SE
						4,384.20				
13148 GUADALUPE PEST CONTROL										
10082	22005244	01/24/2020	11549	01312020	292408	1,085.07	01/31/2020	INV	PD	install bubblers for new
13161 ENNIS-FLINT INC										
2971	22002458	08/31/2019	3090	09202019	289746	961.20	09/20/2019	INV	PD	SUPPLIES FOR SIGNS IN THE
3441	22002825	09/11/2019	3570	09242019	289880	1,719.60	09/20/2019	INV	PD	SUPPLIES FOR SIGNS IN THE
10460	22005156	01/30/2020	11938	020720	292575	551.12	02/07/2020	INV	PD	Materials for sign shop
						3,231.92				
13165 STATE FARM INSURANCE CLAIM OFFICE										
196		07/02/2019	212	07192019	288624	1,106.29	07/19/2019	INV	PD	Medical bills related to
13168 JOE CASTILLO										
10488	22005480	02/04/2020	11967	020720	292586	335.80	02/07/2020	INV	PD	Per Diem - Think Trees Co
13178 JONATHAN MUNOZ										
3831		09/20/2019	3968	09302019	290055	190.00	09/27/2019	INV	PD	Travel to Albuquerque NM
13186 PARAMEDIC DESIGN INC										
3517	22002496	09/12/2019	3646	09242019	289906	1,276.12	09/27/2019	INV	PD	Organization Systems for
13188 BEDFORD GALLERY										
3003	22000419	09/09/2019	3122	09202019	289705	5,000.00	09/20/2019	INV	PD	189786- Fee for Frida Exh
5816	22003095	09/24/2019	6313	10312019	290763	832.35	10/31/2019	INV	PD	Frida books for the gift
						5,832.35				
13189 PLATINUM AUTO SERVICES INC										
9674	22004535	11/27/2019	11118	01242020	292259	86.12	01/24/2020	INV	PD	MED-403 NEEDS FRONT END A
8462	22004557	12/03/2019	9878	01072020	291943	419.34	01/03/2020	INV	PD	ALIGNMENT FOR UNIT #1416
8463	22004685	12/05/2019	9879	01072020	291943	99.03	01/03/2020	INV	PD	ALIGNMENT FOR UNIT #14001
1456	22001749	07/31/2019	1529	08162019	289179	86.12	08/16/2019	INV	PD	front end aligement
4119	22002883	09/12/2019	4260	10042019	290190	118.41	10/04/2019	INV	PD	RESCUE-11 NEEDS ALIGNMENT
7254	22004442	11/20/2019	7797	12032019	291438	86.12	12/06/2019	INV	PD	Estimate for front end al
10744	22004380	12/10/2019	12230	021420	292747	86.12	02/14/2020	INV	PD	ALIGNMENT NEEDED FOR SW #
10128	22005749	01/29/2020	11596	01312020	292436	86.12	01/31/2020	INV	PD	MED-409 NEED FRONT END AL
12120	22006485	02/17/2020	13637	031320	293330	1,540.76	03/13/2020	INV	PD	DIAGNOSE & REPAIR STEERIN
						2,608.14				
13195 MARGARET DIANE MOLINA										
1044	22001667	07/31/2019	1101	08082019	288965	2,529.68	08/09/2019	INV	PD	professional fee for exhi

DOCUMENT	P.O.	INV DATE	VOUCHER	CHECK RUN	CHECK #	INVOICE NET	DUE DATE	TYPE	STS	INVOICE DESCRIPTION
3419	22002767	09/11/2019	3547	092019	289843	3,388.00	09/20/2019	INV	PD	programming events for ru
6993	22004122	11/07/2019	7528	11222019	291304	1,900.00	11/22/2019	INV	PD	programming fee for herit
						7,817.68				
13200 EL GRANDE DISTRIBUTION PARTNERSHIP										
191	22000407	07/03/2019	205	07192019	288571	437.85	07/19/2019	INV	PD	candy for concession stan
327	22001448	07/18/2019	350	072519LO	288710	212.25	07/26/2019	INV	PD	case of spoons 1000ct
1240	22001886	08/01/2019	1305	08122019	288997	212.05	08/09/2019	INV	PD	case of snickers
11095	22005592	01/24/2020	12588	022120	292840	221.85	02/21/2020	INV	PD	Supplies for San Jose Sen
12079	22006614	03/05/2020	13596	031320	293290	119.83	03/13/2020	INV	PD	community events for the
12552	22006614	03/12/2020	14079	032020	293420	7.95	03/20/2020	INV	PD	community events for the
12860	22006804	03/18/2020	14395	032720	293581	203.17	03/27/2020	INV	PD	activities for community
						1,414.95				
13202 MIDWEST RADAR & EQUIPMENT										
11596	22006336	02/20/2020	13102	022820	293021	720.00	02/28/2020	INV	PD	Radars yearly calibration
11600	22006336	02/20/2020	13103	022820	293021	720.00	02/28/2020	INV	PD	Radars yearly calibration
11594	22006336	02/20/2020	13100	022820	293021	680.00	02/28/2020	INV	PD	Radars yearly calibration
11593	22006336	02/20/2020	13099	022820	293021	360.00	02/28/2020	INV	PD	Radars yearly calibration
						2,480.00				
13204 NM BOARD OF VETERINARY MEDICINE										
5892	22004048	10/30/2019	6392	10312019	290815	100.00	10/31/2019	INV	PD	Licensure for Euthanasia
13205 PRO ACOUSTICS LLC										
9249	22004982	12/23/2019	10677	01142020	292062	756.32	01/17/2020	INV	PD	Speco Tech. PL260A Amplif
13207 CHAD HERRERA										
8109	22003884	12/19/2019	9514	12202019	291682	275.00	12/20/2019	INV	PD	Per Diem - Advanced Searc
13208 CAVERN CITY MEDIA										
59	22000629	05/02/2019	62	072219LO	288588	188.38	07/19/2019	INV	PD	COMMUNITY SOLID WASTE DIS
9408	22004782	12/21/2019	10842	01212020	292114	210.00	01/17/2020	INV	PD	City of Carlsbad Solid Wa
12401	22005341	02/25/2020	13924	031720	293363	215.29	03/17/2020	INV	PD	Riverblitz 2020 Ads in Ca
						613.67				
13215 S & S WORLDWIDE INC										
9894	22004789	12/13/2019	11346	012820	292363	186.87	01/31/2020	INV	PD	patron games
10472	22004789	01/24/2020	11951	020720	292623	270.26	02/07/2020	INV	PD	patron games
10978	22005785	02/03/2020	12470	021820	292796	124.77	02/21/2020	INV	PD	recreation patrons
12003	22005785	02/25/2020	13518	031020	293236	37.58	03/13/2020	INV	PD	recreation patrons
12649	22005785	03/16/2020	14178	032420	293547	65.34	03/27/2020	INV	PD	recreation patrons
						684.82				
13216 STATE BAR OF NEW MEXICO										
7299	22004589	11/26/2019	7845	12032019	291448	420.00	12/06/2019	INV	PD	State Bar of NM - Denise

DOCUMENT	P.O.	INV DATE	VOUCHER	CHECK RUN	CHECK #	INVOICE NET	DUE DATE	TYPE	STS	INVOICE DESCRIPTION
13217 JOSEPH A DAVIS										
10331	22005533	01/22/2020	11803	020420	292515	500.00	02/07/2020	INV	PD	Trash Pick-Up Not To Exce
13224 RUBY AHRENS										
3092		09/12/2019	3214	09202019	289812	91.98	09/20/2019	INV	PD	Traveled to Farmington fo
934		08/02/2019	987	080619MS	288921	363.60	08/06/2019	INV	PD	Child Support-Kenneth Ahr
1562		08/15/2019	1638	081619ms	289087	363.60	08/16/2019	INV	PD	Child Support - Kenneth A
8081		12/20/2019	9486	Dec PR#2	1214	363.60	12/20/2019	INV	PD	Child support
7460		12/06/2019	8010	Dec PR#1	1100	363.60	12/06/2019	INV	PD	Child support
10927		02/14/2020	12416	Feb PR#1	400232	363.60	02/14/2020	INV	PD	Child Support
11519		02/28/2020	13022	Feb PR#2	400304	363.60	02/28/2020	INV	PD	Child support
8869		01/03/2020	10286	Jan PR#1	1297	363.60	01/03/2020	INV	PD	Child support
9547		01/17/2020	10985	Jan PR#2	400071	363.60	01/17/2020	INV	PD	Child support
12258		03/13/2020	13778	Mar PR#1	400385	363.60	03/13/2020	INV	PD	Child support
12895		03/27/2020	14432	Mar PR#2	400459	363.60	03/27/2020	INV	PD	Child support
6299		11/08/2019	6817	Nov PR1	922	363.60	11/08/2019	INV	PD	Child Support
6934		11/22/2019	7465	Nov PR2	1010	363.60	11/22/2019	INV	PD	Child Support
5603		10/25/2019	6097	Oct PR2	802	363.60	10/25/2019	INV	PD	Child Support
4611		10/11/2019	4782	Oct PR#1	723	363.60	10/11/2019	INV	PD	CHILD SUPPORT
2891		09/13/2019	3008	09132019	289682	363.60	09/13/2019	INV	PD	Child Support-Kenneth Ahr
3764		09/27/2019	3899	09272019	289988	363.60	09/27/2019	INV	PD	Child Support-Kenneth Ahr
						5,909.58				
13231 STEPHANIE PAYANES										
1940		08/12/2019	2032	08232019	289297	50.00	08/23/2019	INV	PD	Refunding 50.00 for the u
13235 JAVIER GODINEZ										
3706		07/10/2019	3838	09302019	290050	150.00	09/27/2019	INV	PD	Baby Showers 9-7 and 9-21
13244 DOLORES VIGIL										
1252		08/06/2019	1317	08122019	288995	473.38	08/09/2019	INV	PD	Travel to Alamogordo NM
13247 K9 TACTICAL GEAR INC										
10129	22005186	01/27/2020	11597	01312020	292413	482.25	01/31/2020	INV	PD	Upfitting Gear for K9 Tea
13251 JOSHUA CALDER										
12510		03/18/2020	14036	032020	293434	12.00	03/20/2020	INV	PD	Travel to Albuquerque NM
516		07/11/2019	547	072619LO	288749	20.00	07/26/2019	INV	PD	Travel to San Antonio TX
1260		08/06/2019	1325	08122019	289012	12.00	08/09/2019	INV	PD	Travel to Las Cruces NM
2380		08/28/2019	2488	09042019	289483	710.00	09/06/2019	INV	PD	Travel to Ft Collins CO
4189		10/01/2019	4335	10042019	290165	595.00	10/04/2019	INV	PD	Travel to Plano TX
						1,349.00				
13267 CHAVEZ'S GOLF SHOP LLC										
2612	22000791	09/04/2019	2726	09122019	289558	7,000.00	09/13/2019	INV	PD	fees for pro shop service
4000	22000791	09/04/2019	4140	10042019	290131	2,373.40	10/04/2019	INV	PD	fees for pro shop service
8408	22000791	01/02/2020	9824	01072020	291869	7,000.00	01/03/2020	INV	PD	fees for pro shop service

DOCUMENT	P.O.	INV DATE	VOUCHER	CHECK RUN	CHECK #	INVOICE NET	DUE DATE	TYPE	STS	INVOICE DESCRIPTION
7557	22000791	12/02/2019	8108	12122019	291581	405.50	12/13/2019	INV	PD	fees for pro shop service
9250	22000791	01/02/2020	10680	01142020	292034	8,639.50	01/17/2020	INV	PD	fees for pro shop service
11776	22000791	03/02/2020	13285	032020	293087	2,138.52	03/06/2020	INV	PD	fees for pro shop service
11679	22000791	03/02/2020	13186	032020	293087	7,000.00	03/06/2020	INV	PD	fees for pro shop service
10420	22000791	02/03/2020	11896	020420	292481	14,618.12	02/07/2020	INV	PD	fees for pro shop service
10316	22000791	02/03/2020	11787	020420	292481	7,000.00	02/07/2020	INV	PD	fees for pro shop service
1048	22000791	08/01/2019	1105	08082019	288942	7,000.00	08/09/2019	INV	PD	fees for pro shop service
1212	22000791	08/01/2019	1275	08122019	288992	1,582.10	08/09/2019	INV	PD	fees for pro shop service
35	22000430	07/08/2019	38	072219LO	288589	1,370.30	07/19/2019	INV	PD	190545- Erics Contract FY
664	22000430	07/02/2019	696		288543	7,000.00	07/31/2019	DIR	PD	190545- Erics Contract FY
7244	22000791	12/02/2019	7785	12032019	291405	7,000.00	12/06/2019	INV	PD	fees for pro shop service
6013	22000791	11/04/2019	6525	110419	290858	7,000.00	11/08/2019	INV	PD	fees for pro shop service
6988	22000791	11/12/2019	7523	11222019	291268	561.60	11/22/2019	INV	PD	fees for pro shop service
5217	22000791	10/17/2019	5701	10212019	290514	881.70	10/18/2019	INV	PD	fees for pro shop service
4122	22000791	10/01/2019	4263	10042019	290131	7,000.00	10/04/2019	INV	PD	fees for pro shop service
						95,570.74				
13280 SMITH & PHELPS ENTERPRISES										
6059	22003736	10/30/2019	6570	110719	290954	151.00	11/08/2019	INV	PD	Fire Extinguisher Service
6156	22003623	11/05/2019	6670	110719	290954	123.50	11/08/2019	INV	PD	FY20 Fire Extinguisher Se
7745	22003836	12/09/2019	8300	12132019	291629	847.97	12/13/2019	INV	PD	Maintenance of Fire Extin
2752	22002088	09/08/2019	2868	09122019	289646	220.00	09/13/2019	INV	PD	PRESSURIZED WATER 2.5G FO
5274	22002594	09/20/2019	5759	10212019	290568	104.50	10/18/2019	INV	PD	Yearly Fire Extinguisher
3522	22002780	09/20/2019	3651	09242019	289916	150.45	09/27/2019	INV	PD	Fire Extinguisher Inspect
4104	22002057	10/03/2019	4245	10042019	290204	104.50	10/04/2019	INV	PD	Fire Extinguisher Inspect
4270	22002230	10/03/2019	4430	10102019	290272	136.50	10/11/2019	INV	PD	Fire Extinguisher Inspect
4274	22002780	10/03/2019	4434	10102019	290272	100.00	10/11/2019	INV	PD	Fire Extinguisher Inspect
						1,938.42				
13283 MORRISON SUPPLY CO										
3617	22002829	09/23/2019	3746	09252019	289938	1,932.28	09/27/2019	INV	PD	spare pumps for liberty g
1369	22001594	07/23/2019	1437	08122019	289023	60.50	08/09/2019	INV	PD	CLEANING SOLUTION FOR ICE
1407	22001733	07/29/2019	1479	08162019	289164	37.50	08/16/2019	INV	PD	Flange replacement for To
3134	22002678	09/05/2019	3258	09202019	289781	250.00	09/20/2019	INV	PD	Replace Urinal at Fire St
5371	22003514	10/07/2019	5859	10222019	290586	67.00	10/25/2019	INV	PD	MATERIAL NEEDED TO INSTAL
						2,347.28				
13288 EATON CORPORATION										
220	22000782	06/24/2019	237	072619LO	288737	21,052.33	07/26/2019	INV	PD	Repair of failed VFD at S
13290 CYNTHIA ARANDA										
579		03/29/2019	611	073119	288794	50.00	07/31/2019	INV	PD	Baby Shower 7-20-19
13302 CODE 3 SERVICE LLC										
3135	22002273	09/11/2019	3259	09202019	289724	3,547.85	09/20/2019	INV	PD	Docking Stations for Medi
12405	22005773	03/16/2020	13928	031720	293366	1,478.61	03/17/2020	INV	PD	Vehicle docking station f
						5,026.46				
13311 MATTHEW R LORENZ										

DOCUMENT	P.O.	INV DATE	VOUCHER	CHECK RUN	CHECK #	INVOICE NET	DUE DATE	TYPE	STS	INVOICE DESCRIPTION
1046	22000420	08/01/2019	1103	08082019	288966	3,000.00	08/09/2019	INV	PD	191842- PERFORMANCE FEE S
13315 NATHAN CHAVARRIA										
5677	22003256	10/18/2019	6173	1028201	290736	1,320.00	10/31/2019	INV	PD	Painting of Caveman and C
363	22001287	07/17/2019	386	072419jd	288663	930.06	07/26/2019	INV	PD	PAINTED THE BATTAN BRIDGE
12476	22006203	03/10/2020	14002	032020	293447	1,200.00	03/20/2020	INV	PD	Caveman and Cavegirl Airb
12931	22006152	03/06/2020	14467	032720	293596	2,400.00	03/27/2020	INV	PD	Caverns Art Work Greene S
						5,850.06				
13324 AMBER CROW										
1261		08/07/2019	1326	08122019	288979	131.53	08/09/2019	INV	PD	Travel to Alamogordo NM
13343 BTE BODY COMPANY										
1850	22001855	08/08/2019	1938	08232019	289222	2,535.40	08/23/2019	INV	PD	PARTS NEEDED FOR SW TRUCK
2574	22000631	06/19/2019	2688	1028201	290729	326.77	09/13/2019	INV	PD	REPLACE BROKEN CYLINDER
1828	22000630	06/14/2019	1915	08232019	289222	755.14	08/23/2019	INV	PD	REPLACE BROKEN PARTS ON A
5248	22002554	08/30/2019	5733	10212019	290509	996.28	10/18/2019	INV	PD	REPLACE GRABBER ARM, AND
7496	22002554	09/10/2019	8047	12062019	291472	898.86	12/06/2019	INV	PD	REPLACE GRABBER ARM, AND
11181	22002554	11/27/2019	12675	022120	292819	110.36	02/21/2020	INV	PD	REPLACE GRABBER ARM, AND
9270	22003709	11/27/2019	10700	01142020	292032	7,825.70	01/17/2020	INV	PD	REPLACE PARTS FOR SW #153
9341	22003709	12/02/2019	10775	01142020	292032	248.98	01/17/2020	INV	PD	REPLACE PARTS FOR SW #153
9259	22004938	12/16/2019	10690	01142020	292032	913.09	01/17/2020	INV	PD	PARTS NEEDED TO REPAIR SW
11460	22004828	12/30/2019	12963	022820	292972	1,595.99	02/28/2020	INV	PD	REPLACEMENT PARTS FOR UNI
9269	22004938	12/30/2019	10699	01142020	292032	272.37	01/17/2020	INV	PD	PARTS NEEDED TO REPAIR SW
10797	22005004	12/30/2019	12284	021420	292671	630.16	02/14/2020	INV	PD	REPLACEMENT HYD LINES FOR
12042	22006225	02/19/2020	13559	031020	293180	519.09	03/10/2020	INV	PD	ROTARY SENSORS NEEDED FOR
13007	22006165	02/21/2020	14551	03312020	293653	441.44	03/31/2020	INV	PD	REPLACEMENT MAIN RELIEF V
						18,069.63				
13358 EQUIPMENTSHARE.COM INC										
11663	22020176	02/27/2020	13170	032020	293096	9,990.00	03/06/2020	INV	PD	PORTABLE LIGHT TOWER/6KW
13360 CHAMPION MOTORSPORTS										
1871	22001530	07/24/2019	1959	08232019	289231	1,137.82	08/23/2019	INV	PD	RESTOCK TIRES FOR ALL P/D
13362 CONE JEWLERS LLC										
12064	22005435	01/17/2020	13581	031320	293276	1,375.00	03/13/2020	INV	PD	25 Year Service Award Wat
9831	22005434	01/15/2020	11283	01272020	292279	650.00	01/31/2020	INV	PD	Design Work - City Logo o
						2,025.00				
13366 NATIONAL INDUSTRIAL & SAFETY SUPPLY LLC										
4441	22001842	08/01/2019	4608	10112019	290346	169.90	10/11/2019	INV	PD	Gloves For PPE / Restock
3612	22003073	09/19/2019	3741	09252019	289940	221.66	09/27/2019	INV	PD	Restock Glasses & Earplug
6716	22003964	10/29/2019	7239	11222019	291188	251.64	11/22/2019	INV	PD	Supplies for department
6027	22004005	10/31/2019	6538	110719	290934	167.76	11/08/2019	INV	PD	Restock Warehouse
9103	22005095	12/20/2019	10525	01102020	292003	431.76	01/10/2020	INV	PD	caution tape for hazard a
12650	22006710	03/11/2020	14179	032420	293537	385.54	03/27/2020	INV	PD	Restock Warehouse

DOCUMENT	P.O.	INV DATE	VOUCHER	CHECK RUN	CHECK #	INVOICE NET	DUE DATE	TYPE	STS	INVOICE DESCRIPTION
						1,628.26				
13369 ALL OUT SERVICES LLC										
556	22000520	04/30/2019	588	073119	288773	1,289.21	07/31/2019	INV	PD	Maintenance & managt. Wil
557	22000520	05/31/2019	589	073119	288773	2,578.42	07/31/2019	INV	PD	Maintenance & managt. Wil
558	22000520	06/30/2019	590	073119	288773	2,578.42	07/31/2019	INV	PD	Maintenance & managt. Wil
657	22001096	07/31/2019	689	073119	288773	2,578.42	07/31/2019	INV	PD	Annual maint & manag. Wil
3021	22001096	08/31/2019	3140	09202019	289697	2,578.42	09/20/2019	INV	PD	Annual maint & manag. Wil
6244	22001096	09/30/2019	6760	11122019	290974	2,578.42	11/08/2019	INV	PD	Annual maint & manag. Wil
6349	22001096	10/31/2019	6867	11142019	291016	2,578.42	11/15/2019	INV	PD	Annual maint & manag. Wil
7421	22001096	11/30/2019	7971	12062019	291466	2,578.42	12/06/2019	INV	PD	Annual maint & manag. Wil
9369	22001096	12/31/2019	10803	01212020	292099	2,578.42	01/17/2020	INV	PD	Annual maint & manag. Wil
10246	22001096	01/31/2020	11717	020420	292458	2,578.42	02/07/2020	INV	PD	Annual maint & manag. Wil
11889	22001096	02/29/2020	13401	031020	293165	2,578.42	03/10/2020	INV	PD	Annual maint & manag. Wil
						27,073.41				
13370 STATE DISBURSEMENT UNIT										
935		08/02/2019	988	080619MS	288922	250.66	08/06/2019	INV	PD	Child Support-Micah Rober
1563		08/15/2019	1639	081619ms	289088	250.66	08/16/2019	INV	PD	1711100/08FA000115 -Micah
2333		08/30/2019	2441	083019ms	289327	250.66	08/30/2019	INV	PD	1711100/08FA000115-Micah
8082		12/20/2019	9487	Dec PR#2	1215	250.66	12/20/2019	INV	PD	Acct# 1711100/08FA000115
7461		12/06/2019	8011	Dec PR#1	1101	250.66	12/06/2019	INV	PD	Acct#1711100/08FA000115
10912		02/14/2020	12401	Feb PR#1	400228	250.66	02/14/2020	INV	PD	1711100/08FA000115
11520		02/28/2020	13023	Feb PR#2	400305	250.66	02/28/2020	INV	PD	1711100/08FA000115
8870		01/03/2020	10287	Jan PR#1	1298	250.66	01/03/2020	INV	PD	1711100/08FA000115
9548		01/17/2020	10986	Jan PR#2	400072	250.66	01/17/2020	INV	PD	#1711100/08FA000115
10100		01/31/2020	11567	Jan PR#3	400143	250.66	01/31/2020	INV	PD	1711100/0FA000115
12259		03/13/2020	13779	Mar PR#1	400386	250.66	03/13/2020	INV	PD	1711100/08FA000115
12896		03/27/2020	14433	Mar PR#2	400460	250.66	03/27/2020	INV	PD	1711100/08FA000115
6300		11/08/2019	6818	Nov PR1	923	250.66	11/08/2019	INV	PD	1711100/08FA000115
6937		11/22/2019	7468	Nov PR2	1011	250.66	11/22/2019	INV	PD	1711100/08FA000115
5604		10/25/2019	6098	Oct PR2	803	250.66	10/25/2019	INV	PD	1711100/08FA000115
4612		10/11/2019	4783	Oct PR#1	724	250.66	10/11/2019	INV	PD	1711100/08FA000115
2892		09/13/2019	3009	09132019	289683	250.66	09/13/2019	INV	PD	1711100/08FA000115 Child
3765		09/27/2019	3900	09272019	289989	250.66	09/27/2019	INV	PD	1711100/08FA000115-Micah
						4,511.88				
13373 HOT SHOT SUPPLY										
1862	22001808	08/12/2019	1950	08232019	289248	1,370.99	08/23/2019	INV	PD	BREAK-AWAY KITS FOR USE B
3695	22002541	09/09/2019	3826	09302019	290048	2,528.44	09/27/2019	INV	PD	Restock break-a-way kits
						3,899.43				
13375 TELEFLEX LLC										
4029	22003066	09/20/2019	4169	10042019	290211	3,050.00	10/04/2019	INV	PD	Restock EMS Supplies
4405	22003066	09/23/2019	4571	10102019	290279	598.00	10/11/2019	INV	PD	Restock EMS Supplies
4699	22003236	09/27/2019	4872	10152019	290409	409.40	10/18/2019	INV	PD	EMS Supplies
9209	22004437	12/27/2019	10636	01142020	292080	1,981.50	01/17/2020	INV	PD	Restock EMS EZIO Supplie
7880	22004437	12/12/2019	8855	12202019	291751	159.96	12/20/2019	INV	PD	Restock EMS EZIO Supplie
8309	22004957	12/16/2019	9724	12312019	291846	2,299.90	12/31/2019	INV	PD	EMS Supplies
8310	22004957	12/16/2019	9725	12312019	291846	717.85	12/31/2019	INV	PD	EMS Supplies
8313	22004957	12/17/2019	9728	12312019	291846	399.90	12/31/2019	INV	PD	EMS Supplies

DOCUMENT	P.O.	INV DATE	VOUCHER	CHECK RUN	CHECK #	INVOICE NET	DUE DATE	TYPE	STS	INVOICE DESCRIPTION
10063	22005555	01/21/2020	11528	01312020	292446	3,539.94	01/31/2020	INV	PD	EMS Supplies EZIO Needles
11372	22005555	01/21/2020	12871	022820	293059	39.95	02/28/2020	INV	PD	EMS Supplies EZIO Needles
12641	22006806	03/17/2020	14170	032420	293551	4,579.88	03/27/2020	INV	PD	Medical Supplies
						17,776.28				
13383 DIRECTV LLC										
533	22020125	06/24/2019	564	073119	288798	13.20	07/31/2019	INV	PD	MONTHLY DIRECT TV SERVICE
574	22020125	07/13/2019	606	073119	288798	36.37	07/31/2019	INV	PD	MONTHLY DIRECT TV SERVICE
4049	22002700	07/24/2019	4190	10042019	290144	103.39	10/04/2019	INV	PD	Basic cable package for S
3084	22002700	08/24/2019	3206	09202019	289736	107.64	09/20/2019	INV	PD	Basic cable package for S
4240	22002700	09/24/2019	4400	10102019	290237	169.82	10/11/2019	INV	PD	Basic cable package for S
12426	22002700	03/14/2020	13950	031720	293377	39.87	03/17/2020	INV	PD	Basic cable package for S
						470.29				
13387 KWES TELEVISION LLC										
504	22001151	06/01/2019	535	072619LO	288751	1,100.00	07/26/2019	INV	PD	192035- ADVERTISING FOR C
3569	22001471	08/31/2019	3698	09242019	289889	1,540.00	09/27/2019	INV	PD	2019 Mayor's Oil & Gas Su
3725	22001471	09/15/2019	3857	09302019	290059	1,160.00	09/27/2019	INV	PD	2019 Mayor's Oil & Gas Su
						3,800.00				
13389 NM FIRE										
3521	22002885	07/31/2019	3650	09242019	289900	2,140.00	09/27/2019	INV	PD	Extrication PPE
8921	22004651	12/23/2019	10340	01072020	291918	1,438.28	01/03/2020	INV	PD	HYDRO-STATIC TEST FOR SCB
						3,578.28				
13390 TONY'S MUSIC CENTER										
8326	22001164	08/08/2019	9741	12312019	291848	268.90	12/31/2019	INV	PD	sound and light equipment
360	22000418	07/02/2019	383	072419jd	288685	139.39	07/26/2019	INV	PD	192135-RENTAL FEE FOR SOU
						408.29				
13393 JUNTOS ART ASSOCIATION										
1038	22001666	07/31/2019	1095	08082019	288960	699.70	08/09/2019	INV	PD	professional fee for exhi
3420	22002766	09/11/2019	3548	092019	289841	2,550.00	09/20/2019	INV	PD	programming fee run exhib
6992	22004203	11/07/2019	7527	11222019	291300	4,175.00	11/22/2019	INV	PD	programming fee for herit
						7,424.70				
13398 NORTHERN TOOL & EQUIPMENT										
6790	22002335	09/06/2019	7316	11222019	291194	252.00	11/22/2019	INV	PD	JUMPER CABLES FOR ALL F/D
12399	22003868	11/28/2019	13921	031720	293394	318.80	03/17/2020	INV	PD	tie down straps for P/D
9563	22005059	12/20/2019	11001	01212020	292154	505.00	01/17/2020	INV	PD	Replace tools on service
12693	22005003	01/07/2020	14224	032420	293539	535.01	03/27/2020	INV	PD	replace service tools for
10292	22005003	01/10/2020	11764	020420	292526	119.00	02/07/2020	INV	PD	replace service tools for
10467	22005320	01/10/2020	11946	020720	292602	112.00	02/07/2020	INV	PD	sprayer pump
10181	22005321	01/10/2020	11651	01312020	292424	267.01	01/31/2020	INV	PD	To clean mold
12578	22005321	01/13/2020	14105	032020	293450	22.99	03/20/2020	INV	PD	To clean mold
11352	22006088	02/14/2020	12851	022520	292935	800.12	02/28/2020	INV	PD	storage, sockets, pallet
11353	22006088	02/15/2020	12852	022520	292935	378.83	02/28/2020	INV	PD	storage, sockets, pallet
12793	22006226	02/20/2020	14323	032720	293599	137.00	03/27/2020	INV	PD	replace tools in warehous

DOCUMENT	P.O.	INV DATE	VOUCHER	CHECK RUN	CHECK #	INVOICE NET	DUE DATE	TYPE	STS	INVOICE DESCRIPTION
						3,447.76				
13401 CHRISTOPHER OLGUIN										
4159		10/01/2019	4300	10042019	290132	75.50	10/04/2019	INV	PD	Travel to Socorro NM
13403 REFLECTIVE APPAREL FACTORY										
1758	22001243	07/22/2019	1842	08232019	289280	932.50	08/23/2019	INV	PD	UNIFORMS FOR EMPLOYEES
602	22001255	07/18/2019	634	073119	288835	442.55	07/31/2019	INV	PD	JACKETS FOR EMPLOYEES
1245	22001219	07/19/2019	1310	08122019	289044	1,067.95	08/09/2019	INV	PD	JACKETS FOR EMPLOYEES
601	22001220	07/18/2019	633	073119	288835	325.70	07/31/2019	INV	PD	JACKETS FOR EMPLOYEES
600	22001217	07/18/2019	632	073119	288835	236.80	07/31/2019	INV	PD	JACKETS FOR EMPLOYEES
1244	22001221	07/19/2019	1309	08122019	289044	1,125.85	08/09/2019	INV	PD	JACKETS FOR EMPLOYEES
1810	22002109	08/15/2019		08232019	289280	63.95	08/23/2019	INV	PD	Jacket for new employee (
						4,195.30				
13406 RUCK-US SIGN CO										
5224	22003335	10/16/2019	5709	10182019	290485	1,413.63	10/18/2019	INV	PD	Window UV laminate
7801	22004781	12/12/2019	8357	12172019	291651	482.28	12/20/2019	INV	PD	Logos for Service Project
8809	22004953	12/12/2019	10226	01072020	291957	1,042.00	01/03/2020	INV	PD	2 Keep NM True Logo for s
						2,937.91				
13407 WATCH DOG INDUSTRIAL & RESIDENTIAL PAINTING LLC										
201	22001165	07/01/2019	217	07192019	288627	5,920.52	07/19/2019	INV	PD	192502- RESTORE & REPAINT
2856	22001165	08/29/2019	2973	09122019	289662	39,506.01	09/13/2019	INV	PD	192502- RESTORE & REPAINT
						45,426.53				
13408 DUANE L PEARSON										
151	22000417	06/05/2019	164	072219LO	288592	430.00	07/19/2019	INV	PD	192493-MUSEUM, JEWELRY FO
13412 COOPER FIRE PROTECTION										
792	22020336	07/17/2019	834	08022019	288868	10,321.01	08/02/2019	INV	PD	RFP AWARD FOR FIRE SUPPRE
3118	22020336	08/20/2019	3242	09202019	289728	26,271.67	09/20/2019	INV	PD	RFP AWARD FOR FIRE SUPPRE
3428	22020336	09/19/2019	3556	09242019	289875	76,427.24	09/20/2019	INV	PD	RFP AWARD FOR FIRE SUPPRE
5485	22020336	10/18/2019	5977	10252019	290689	13,982.15	10/25/2019	INV	PD	RFP AWARD FOR FIRE SUPPRE
6866	22020336	11/18/2019	7392	11222019	291161	17,341.31	11/22/2019	INV	PD	RFP AWARD FOR FIRE SUPPRE
8239	22020336	12/17/2019	9652	12272019	291783	52,023.92	12/27/2019	INV	PD	RFP AWARD FOR FIRE SUPPRE
9995	22020336	01/20/2020	11453	012820	292298	36,793.72	01/31/2020	INV	PD	RFP AWARD FOR FIRE SUPPRE
11144	22020336	02/12/2020	12637	022120	292831	162,254.30	02/21/2020	INV	PD	RFP AWARD FOR FIRE SUPPRE
						395,415.32				
13418 ANGIE MAY										
527		06/25/2019	558	072619LO	288729	300.00	07/26/2019	INV	PD	Angie May Water Park Rent
13432 RAUL ORTEGA										
1332	22001097	07/27/2019	1398	08122019	289042	500.00	08/09/2019	INV	PD	Entertainment Fee for Mus
13439 OLIVIA FLORES-MOLINA										

DOCUMENT	P.O.	INV DATE	VOUCHER	CHECK RUN	CHECK #	INVOICE NET	DUE DATE	TYPE	STS	INVOICE DESCRIPTION
3355		06/19/2019	3483	10152019	290396	328.46	09/20/2019	INV	PD	Re-Issuing a check that w
13443 EDGAR JARAMILLO										
509		07/03/2019	540	072619LO	288738	30.00	07/26/2019	INV	PD	Travel to Las Cruces NM
13444 SERGIO RODRIGUEZ										
512		07/03/2019	543	072619LO	288759	30.00	07/26/2019	INV	PD	Travel to Las Cruces NM
13445 CIERRA SAMANIEGO										
508		07/03/2019	539	072619LO	288734	190.76	07/26/2019	INV	PD	Travel to Las Cruces
13447 JOSEPH OTTO										
650		07/23/2019	682	073119	288808	44.00	07/31/2019	INV	PD	EMT Fingerprinting
6150	22003573	11/05/2019	6664	110719	290922	36.00	11/08/2019	INV	PD	Per Diem - EMT-I - 10/11,
11937	22004204	03/04/2020	13450	031020	293202	36.00	03/10/2020	INV	PD	Per Diem - EMT School - N
3088		08/28/2019	3210	09202019	289767	100.47	09/20/2019	INV	PD	Travel to Socorro NM
5183		10/11/2019	5665	10172019	290470	72.00	10/18/2019	INV	PD	Travel to Roswell NM
5185		10/11/2019	5667	10172019	290470	12.00	10/18/2019	INV	PD	Travel to Roswell NM
						300.47				
13448 MICAH ROBERTS										
2410		08/27/2019	2520	09042019	289488	69.39	09/06/2019	INV	PD	Traveled to Socorro,NM fo
10512	22003574	02/04/2020	11991	020720	292599	96.00	02/07/2020	INV	PD	Per Diem - EMT-I - 10/11,
10511	22004090	02/04/2020	11990	020720	292599	20.00	02/07/2020	INV	PD	Per Diem - NMFTA Cadet Te
4663	22002400	10/11/2019	4834	10152019	290389	72.00	10/18/2019	INV	PD	Per Diem - EMT-I Course
4665		10/11/2019	4836	10152019	290389	12.00	10/18/2019	INV	PD	Traveled to Roswell,NM fo
649		07/19/2019	681	073119	288817	44.00	07/31/2019	INV	PD	REIMBURSE FOR EMT FINGERP
10012		01/22/2020	11472	012820	292329	115.00	01/31/2020	INV	PD	Reimburse for EMT interme
						428.39				
13449 JOANNE JAURE										
2268		07/12/2019	2373		366897	944.73	07/31/2019	DIR	PD	Re-issue ACH from 7-5-19
14002 CHEYENNE METHOLA										
2249		07/12/2019	2355		366898	25.00	07/31/2019	DIR	PD	Re-issue ACH from 7-5-19
14016 JOHN BEASON										
1937		08/20/2019	2029	08232019	289250	508.29	08/23/2019	INV	PD	TRAVEL TO ALBUQUERQUE NM
14024 JESSIE RODRIGUEZ										
1257		08/01/2019	1322	08122019	289011	8.30	08/09/2019	INV	PD	Reimb for law enforcement
3297		09/17/2019	3425	09202019	289766	20.00	09/20/2019	INV	PD	Travel to Albuquerque NM
10487	22005220	02/04/2020	11966	020720	292585	12.00	02/07/2020	INV	PD	Per Diem - Teach @ NMJC -
9641	22004511	01/22/2020	11085	01242020	292228	117.65	01/24/2020	INV	PD	Per Diem - NM Law Enforce
11196		02/18/2020	12691	022120	292855	12.00	02/21/2020	INV	PD	Travel to El Paso TX

DOCUMENT	P.O.	INV DATE	VOUCHER	CHECK RUN	CHECK #	INVOICE NET	DUE DATE	TYPE	STS	INVOICE DESCRIPTION
11442	22006115	02/26/2020	12945	022820	293006	84.87	02/28/2020	INV	PD	Per Diem - IAPRO Training
11189		02/18/2020	12683	022120	292855	22.31	02/21/2020	INV	PD	TRVL To El Paso TX
880		07/30/2019	925	08022019	288882	12.00	08/02/2019	INV	PD	Travel to Albuquerque NM
3039		09/12/2019	3158	09202019	289766	119.22	09/20/2019	INV	PD	Travel to Farmington NM
						408.35				
14032 LUPE ORNELAS										
10514	22005481	02/04/2020	11993	020720	292594	340.80	02/07/2020	INV	PD	Per Diem - Think Trees Co
5491	22003422	10/23/2019	5983	10232019	290617	417.87	10/25/2019	INV	PD	Per Diem - 2019 SW Turfgr
						758.67				
14037 CHRISTOPHER AUSTIN										
10824	22005262	02/12/2020	12311	021420	292682	60.00	02/14/2020	INV	PD	Per Diem - Instructor Upd
7803		12/16/2019	8634	12202019	291683	211.57	12/20/2019	INV	PD	Travel To Rio Rancho NM
7802		12/16/2019	8633	12202019	291683	36.00	12/20/2019	INV	PD	Travel to Hobbs NM
2112		08/20/2019	2214	082319	289439	20.00	08/23/2019	INV	PD	Travel to Hobbs NM
						327.57				
14039 ADRIAN R RODRIGUEZ										
7590	22004142	12/09/2019	8143	12122019	291563	12.00	12/13/2019	INV	PD	Per Diem - Teach @ Police
11458		02/26/2020	12961	022820	292960	12.00	02/28/2020	INV	PD	Travel to Hobbs NM
1459		08/13/2019	1532	08162019	289098	20.00	08/16/2019	INV	PD	Travel to Las Cruces NM
3036	22001790	09/12/2019	3155	09202019	289693	190.00	09/20/2019	INV	PD	Per Diem - Taser CEWV21 I
						234.00				
14044 PATRICIA CARNERO										
7808		12/17/2019	8639	Misc	1142	476.12	12/17/2019	INV	PD	Re-issue garnishment chec
14048 SERGIO RAMOS										
5449	22003179	10/22/2019	5941	10232019	290632	40.74	10/25/2019	INV	PD	Per Diem - Annual AARF Bu
14050 MICHAEL R. HERNANDEZ										
11108	22005456	02/14/2020	12601	022120	292864	333.43	02/21/2020	INV	PD	Per Diem - Conf & Trainin
5741		10/29/2019	6237	10312019	290804	421.99	10/31/2019	INV	PD	Traveled to ABQ,NM for a
						755.42				
14052 DAVID WILLIAMS										
10507	22005556	02/04/2020	11986	020720	292573	20.00	02/07/2020	INV	PD	Per Diem - Technology Tra
11193	22004561	02/18/2020	12687	022120	292833	20.00	02/21/2020	INV	PD	Per Diem - 4RE & VISTA Tr
						40.00				
14153 KATHRYN PRELL										
13036	22007126	03/27/2020	14580	03312020	293679	44.00	03/31/2020	INV	PD	Fingerprints for EMD Rene
10501	22005557	02/04/2020	11980	020720	292590	30.00	02/07/2020	INV	PD	Per Diem - NM 911 Directo
3833		09/24/2019	3970	09302019	290058	73.66	09/27/2019	INV	PD	Travel to Farmington NM
3830		09/24/2019	3967	09302019	290058	40.85	09/27/2019	INV	PD	Travel to Cloudcroft NM

DOCUMENT	P.O.	INV DATE	VOUCHER	CHECK RUN	CHECK #	INVOICE NET	DUE DATE	TYPE	STS	INVOICE DESCRIPTION
						188.51				
14230 JOHN LOWE										
12870		03/26/2020	14405	032720	293590	80.78	03/27/2020	INV	PD	Reimbursement for Fingerp
507		06/27/2019	538	072619LO	288747	61.04	07/26/2019	INV	PD	Travel to Hobbs NM
2696		09/06/2019	2812	09122019	289596	584.28	09/13/2019	INV	PD	Travel to Las Cruces NM
						726.10				
14241 CHRISTOPHER RUSK										
10346		01/09/2020	11819	020420	292482	25.00	02/07/2020	INV	PD	Reimburse for National Re
14251 GERARD JACQUEZ										
10007		11/15/2019	11466	012820	292313	47.00	01/31/2020	INV	PD	Reimbursement for equipme
12907	22004050	03/26/2020	14417	032720	293584	77.47	03/27/2020	INV	PD	Per Diem - Wildland Team
						124.47				
14257 KENNETH AHRENS										
10096		01/31/2020	11563	Jan PR#3	400135	363.60	01/31/2020	INV	PD	Child support
10024		01/09/2020	11484	012820	292323	44.00	01/31/2020	INV	PD	Reimburse NM Applicant Fi
11187	22005424	02/18/2020	12681	022120	292859	69.43	02/21/2020	INV	PD	Per Diem - TEEX Leadershi
1256		08/06/2019	1321	08122019	289013	76.82	08/09/2019	INV	PD	Travel to Albuquerque NM
						553.85				
14259 MARK WARMBEIN										
5360		10/17/2019	5847	10212019	290538	12.00	10/18/2019	INV	PD	Development Center w/3 co
6490	22004266	11/14/2019	7010	11142019	291098	12.00	11/15/2019	INV	PD	Per Diem - Pick-Up Van -
						24.00				
14276 ADRIAN RIVERA										
1258		08/07/2019	1323	08122019	288978	8.30	08/09/2019	INV	PD	Reimbursement for fingerp
6428	22004006	11/12/2019	6948	11142019	291013	79.10	11/15/2019	INV	PD	Per Diem - Personnel File
7555	22004032	12/03/2019	8106	12122019	291564	62.53	12/13/2019	INV	PD	Per Diem - Background Inv
4472	22002921	10/09/2019	4642	10112019	290293	78.71	10/11/2019	INV	PD	Per Diem - Hiring / Recru
						228.64				
14296 JOSHUA DOUGAN										
10307	22004563	01/24/2020	11779	020420	292517	105.00	02/07/2020	INV	PD	Per Diem - Traffic Contro
5516	22003423	10/23/2019	6008	10252019	290721	97.00	10/23/2019	INV	PD	Per Diem - Asbestos Super
						202.00				
14297 SAMUEL A RIVERA										
11813	22006116	03/04/2020	13323	030620	293156	66.63	03/06/2020	INV	PD	Per Diem - IAPRO Training
10097		01/31/2020	11564	Jan PR#3	400142	149.58	01/31/2020	INV	PD	Child support
1971		08/20/2019	2065	082319	289459	12.00	08/23/2019	INV	PD	TRAVEL TO HOBBS NM
11190		02/18/2020	12684	022120	292885	98.81	02/21/2020	INV	PD	TRVL To Albuquerque NM
9600	22004512	01/21/2020	11040	01212020	292169	121.09	01/17/2020	INV	PD	Per Diem - NM Law Enforce
11454		02/26/2020	12957	022820	293049	12.00	02/28/2020	INV	PD	Travel to Hobbs NM

DOCUMENT	P.O.	INV DATE	VOUCHER	CHECK RUN	CHECK #	INVOICE NET	DUE DATE	TYPE	STS	INVOICE DESCRIPTION
11186	22005958	02/18/2020	12680	022120	292885	24.99	02/21/2020	INV	PD	Per Diem - Recruiting Eve
						485.10				
14455 CAPROCK HEALTHPLANS										
2245		07/12/2019	2350		366902	66,541.65	07/31/2019	DIR	PD	Admin Fees
1520		08/15/2019	1597	081619ms	289068	52,542.52	08/16/2019	INV	PD	Admin Fees (City)
1519		08/15/2019	1595	081619ms	289068	17,514.18	08/16/2019	INV	PD	Admin Fees (Emp)
7436		12/06/2019	7986	Dec PR#1	1086	17,300.82	12/06/2019	INV	PD	Admin Fees
7437		12/06/2019	7987	Dec PR#1	1086	51,902.46	12/06/2019	INV	PD	Admin fees
10893		02/14/2020	12382	Feb PR#1	400214	68,606.70	02/14/2020	INV	PD	Admin Fees
8849		01/03/2020	10266	Jan PR#1	1285	17,251.11	01/03/2020	INV	PD	Admin Fees
8850		01/03/2020	10267	Jan PR#1	1285	51,753.31	01/03/2020	INV	PD	Admin fees
12239		03/13/2020	13759	Mar PR#1	400372	68,407.84	03/13/2020	INV	PD	Admin Fees
6277		11/08/2019	6795	Nov PR1	910	52,648.18	11/08/2019	INV	PD	Admin Fees - City
6275		11/08/2019	6792	Nov PR1	910	17,549.40	11/08/2019	INV	PD	Admin Fees - Employee
4586		10/11/2019	4757	Oct PR#1	709	52,797.33	10/11/2019	INV	PD	EMPLOYER PORTION
4583		10/11/2019	4755	Oct PR#1	709	17,599.11	10/11/2019	INV	PD	EMPLOYEE PORTION
2866		09/13/2019	2983	09132019	289665	52,051.60	09/13/2019	INV	PD	Admin fees-City
2865		09/13/2019	2982	09132019	289665	17,350.54	09/13/2019	INV	PD	Admin Fees-Employee
						621,816.75				
14489 RANDY GALINDO										
5493	22003180	10/23/2019	5985	10232019	290626	97.00	10/25/2019	INV	PD	Per Diem - Asbestos Super
14589 JEFFREY BISHOP										
5189		10/09/2019	5672	10212019	290531	20.00	10/18/2019	INV	PD	Travel to Queens NM
14594 ROBERT TRAUTNER										
768	22020153	07/11/2019	810	08022019	288894	20.00	08/02/2019	INV	PD	PARAMEDIC INTERNSHIP - PO
12523	22004051	03/18/2020	14049	032020	293478	86.39	03/20/2020	INV	PD	Per Diem - Wildland Train
2035		08/06/2019	2130	08302019	289394	20.00	08/30/2019	INV	PD	Traveled to Portales,NM o
2037		08/06/2019	2132	08302019	289394	20.00	08/30/2019	INV	PD	Traveled to Portales,NM o
3101		09/12/2019	3222	09202019	289810	48.00	09/20/2019	INV	PD	traveled to Roswell NM fo
2033		08/06/2019	2128	08302019	289394	20.00	08/30/2019	INV	PD	Traveled to Portales,NM o
2034		08/06/2019	2129	08302019	289394	20.00	08/30/2019	INV	PD	Traveled to portales,nm o
583		07/17/2019	615	073119	288837	375.00	07/31/2019	INV	PD	reimburse for paramedic e
3102		09/05/2019	3225	09202019	289810	44.00	09/20/2019	INV	PD	reimburse for nm applican
						653.39				
14604 ASHLEY CARNERO										
1934		08/20/2019	2026	08232019	289218	411.19	08/23/2019	INV	PD	TRAVEL TO ALBUQUERQUE NM
4138	22002422	10/01/2019	4280	10042019	290114	693.24	10/04/2019	INV	PD	Per Diem - Justice System
						1,104.43				
14613 STEVE MCCUTCHEON										
5780		11/01/2019	6276	InsReb	810	7,063.24	11/01/2019	INV	PD	Insurance Rebate 2019
14690 GERARD JAQUEZ										

DOCUMENT	P.O.	INV DATE	VOUCHER	CHECK RUN	CHECK #	INVOICE NET	DUE DATE	TYPE	STS	INVOICE DESCRIPTION
11198		01/26/2020	12693	022120	292846	83.90	02/21/2020	INV	PD	Bought Kerosene Heater
11478		02/19/2020	12981	022820	292997	44.00	02/28/2020	INV	PD	Reimburse for EMT/Paramed
5184		10/11/2019	5666	10172019	290458	12.00	10/18/2019	INV	PD	Travel to Santa Fe NM
						139.90				
14772 UNITED STATES TREASURY										
920		08/02/2019	973	080619MS	288927	1,092.00	08/06/2019	INV	PD	Stephen Munroe Levy 524-4
14856 TODD VANNATTER										
4023		10/01/2019	4163	10042019	290214	20.00	10/04/2019	INV	PD	traveled to Socorro,NM fo
14886 ANDREW SWANSON										
10830	22005558	02/12/2020	12317	021420	292664	30.00	02/14/2020	INV	PD	Per Diem - Farmington PD
2109		08/21/2019	2211	082319	289432	12.00	08/23/2019	INV	PD	Travel to Hobbs NM
						42.00				
15003 KADEE V. RODRIGUEZ										
10513		02/04/2020	11992	020720	292589	284.45	02/07/2020	INV	PD	Travel to Farmington NM
5739	22003456	10/29/2019	6235	10312019	290796	556.27	10/31/2019	INV	PD	Per Diem - Clerk Academy
						840.72				
15410 JOHN MAJERUS										
10022		01/09/2020	11482	012820	292321	44.00	01/31/2020	INV	PD	Reimburse for NM Applican
11188	22005528	02/18/2020	12682	022120	292856	112.24	02/21/2020	INV	PD	Per Diem - Fire Officer I
4470		10/09/2019	4640	10112019	290336	30.00	10/11/2019	INV	PD	Travel to Anniston AL
5240		10/01/2019	5725	10212019	290534	20.00	10/18/2019	INV	PD	Travel to Pueblo CO
						206.24				
15500 FELIX VALDEZ										
7104		11/26/2019	7642	FValdez	1018	1,955.31	11/26/2019	INV	PD	Re-issue garn checks back
15501 ALFREDO PARRAZ										
10138	22004564	01/24/2020	11606	01312020	292384	105.00	01/31/2020	INV	PD	Per Diem - Traffic Contro
15622 RICK TAVAREZ										
3290		09/17/2019	3418	09202019	289809	12.00	09/20/2019	INV	PD	9/9/19 traveled to ABQ fo
15623 DAVID MCDOUGALL										
10020		01/09/2020	11480	012820	292300	44.00	01/31/2020	INV	PD	Reimburse for NM Applican
7326	22003820	11/26/2019	7873	12032019	291410	84.81	12/06/2019	INV	PD	ARFF Team Additions - 11/
2247		08/28/2019	2353	08302019	289346	30.00	08/30/2019	INV	PD	Travel to Anniston AL
						158.81				
15633 IMY PARRAZ										
1927		08/20/2019	2017	08232019	289249	334.38	08/23/2019	INV	PD	TRAVEL TO ALBUQUERQUE NM

DOCUMENT	P.O.	INV DATE	VOUCHER	CHECK RUN	CHECK #	INVOICE NET	DUE DATE	TYPE	STS	INVOICE DESCRIPTION
4136	22002423	10/01/2019	4278	10042019	290158	645.95	10/04/2019	INV	PD	Per Diem - Justice System
						980.33				
15634 ISAAC FLOREZ										
12115	22005839	03/11/2020	13632	031320	293306	20.00	03/13/2020	INV	PD	Per Diem - Security - Spo
496		07/11/2019	527	072619LO	288744	20.00	07/26/2019	INV	PD	Travel to Pigeon Forge TN
						40.00				
15713 ALBERT MOISA										
510		06/24/2019	541	072619LO	288728	20.00	07/26/2019	INV	PD	Travel to Birmingham AL
15718 RORY CASTANEDA										
5802		10/29/2019	6298	10312019	290838	12.00	10/31/2019	INV	PD	Traveled to Hobbs,NM to t
1320		07/30/2019	1386	08122019	289047	20.00	08/09/2019	INV	PD	Travel to Las Cruces NM
1953		08/20/2019	2046	082319	289457	12.00	08/23/2019	INV	PD	TRAVEL TO HOBBS NM
						44.00				
15719 ALBERT CASTILLO										
563		07/30/2019	595	073119	288771	39.00	07/31/2019	INV	PD	Reimbursement for gas 7/3
8407		12/31/2019	9823	01072020	291854	12.00	01/03/2020	INV	PD	Travel to Hobbs NM
						51.00				
15740 MATT FLETCHER										
784		07/30/2019	824	08022019	288887	52.82	08/02/2019	INV	PD	Travel to Albuquerque NM
15742 CODY MARRS										
10348		01/09/2020	11822	020420	292483	44.00	02/07/2020	INV	PD	Reimburse for NM Applican
15752 JOHN H HERNANDEZ										
7518	22004546	12/03/2019	8069	12062019	291492	645.00	12/06/2019	INV	PD	PARTS AND LABOR TO REPAIR
15780 JEFFERY PATTERSON										
10147		01/24/2020	11615	01312020	292411	267.20	01/31/2020	INV	PD	Travel to Albuquerque NM
15786 FRANCISCO OROZCO										
5448	22002922	10/22/2019	5940	10252019	290708	275.00	10/25/2019	INV	PD	Per Diem - Composting Tra
15789 AMPARO VASQUEZ										
3034		09/12/2019	3153	09202019	289699	85.00	09/20/2019	INV	PD	TRAVEL TO HOBBS NM
15960 LOGAN RAMIREZ										
10508		02/04/2020	11987	020720	292592	445.00	02/07/2020	INV	PD	Trvl&Lodge for LC NMWWA S
15961 ELIZABETH FERRALES										

DOCUMENT	P.O.	INV DATE	VOUCHER	CHECK RUN	CHECK #	INVOICE NET	DUE DATE	TYPE	STS	INVOICE DESCRIPTION
11971	22005194	03/05/2020	13486	031020	293193	149.84	03/10/2020	INV	PD	Per Diem - 1st Line Super
15965 ANDREW MATTA										
11967	22006349	03/05/2020	13482	031020	293170	12.00	03/10/2020	INV	PD	Per Diem - Instructor Ref
12082	22005841	03/09/2020	13599	031320	293263	20.00	03/13/2020	INV	PD	Per Diem - Sports Event S
						32.00				
15971 DENNIS CONTRERAS										
10828	22005482	02/14/2020	12315	021420	292691	335.80	02/14/2020	INV	PD	Per Diem - Think Trees Co
5514	22003457	10/23/2019	6006	10252019	290699	430.03	10/25/2019	INV	PD	Per Diem - 2019 SW Turfgr
						765.83				
16080 OTIS WATER USERS CO-OP										
9954	22001643	01/16/2020	11412	012820	292352	91.96	01/31/2020	INV	PD	OTIS Water Users CO-OP Su
5747	22001643	10/23/2019	6243	10312019	290832	91.93	10/31/2019	INV	PD	OTIS Water Users CO-OP Su
7286	22001643	11/04/2019	7829	12032019	291433	91.93	12/06/2019	INV	PD	OTIS Water Users CO-OP Su
8315	22001643	12/19/2019	9730	12312019	291824	91.93	12/31/2019	INV	PD	OTIS Water Users CO-OP Su
11563	22001643	02/03/2020	13068	022820	293039	91.96	02/28/2020	INV	PD	OTIS Water Users CO-OP Su
12950	22001643	03/05/2020	14485	03312020	293688	91.99	03/31/2020	INV	PD	OTIS Water Users CO-OP Su
289	22000888	06/25/2019	308	072319jd	288638	105.72	07/26/2019	INV	PD	184945-WATER SERV FOR SUN
2479	22001643	08/26/2019	2592	09062019	289510	2.41	09/06/2019	INV	PD	OTIS Water Users CO-OP Su
4075	22001643	09/23/2019	4216	10042019	290186	92.29	10/04/2019	INV	PD	OTIS Water Users CO-OP Su
1219	22001643	07/23/2019	1282	08122019	289030	213.51	08/09/2019	INV	PD	OTIS Water Users CO-OP Su
						965.63				

11,095 INVOICES 48,157,882.49

** END OF REPORT - Generated by Wendy D Austin **

9. Detail Budget Review

FOR 2020 09

	ORIGINAL APPROP	TRANFRS/ ADJSTMTS	REVISED BUDGET	YTD ACTUAL	ENCUMBRANCES	AVAILABLE BUDGET	PCT USED
101 General Fund							
101 General Fund							
101 30000 GRTR-Municipal GRT	-27,741,000	-2,718,600	-30,459,600	-27,693,119.29	.00	-2,766,480.71	90.9%*
101 30010 GRTR-Muni Share	-22,982,000	-3,304,715	-26,286,715	-23,463,756.98	.00	-2,822,958.02	89.3%*
101 30030 GRTR-Infrastructure	-2,325,000	-275,235	-2,600,235	-2,348,178.68	.00	-252,056.32	90.3%*
101 30050 GRTR-Compensating	-163,000	-33,050	-196,050	-210,254.13	.00	14,204.13	107.2%
101 30060 GRTR-Telecom	-6,000	-275	-6,275	-5,386.47	.00	-888.53	85.8%*
101 30070 GRTR-Internet(HB6)	0	0	0	-167,942.88	.00	167,942.88	100.0%
101 30100 Tax-Property	-2,999,800	0	-2,999,800	-2,422,028.62	.00	-577,771.38	80.7%*
101 30300 Tax-Auto Lic General	-26,000	0	-26,000	-21,018.94	.00	-4,981.06	80.8%*
101 31000 Franchise-Cable TV	-134,000	0	-134,000	-97,447.79	.00	-36,552.21	72.7%*
101 31010 Franchise-Electric	-559,000	0	-559,000	-416,708.91	.00	-142,291.09	74.5%*
101 31020 Franchise-Gas	-60,000	0	-60,000	-37,809.47	.00	-22,190.53	63.0%*
101 31025 Franchise-Internet	0	0	0	-1,293.34	.00	1,293.34	100.0%
101 31030 Franchise-Telephone	-58,000	0	-58,000	-38,237.33	.00	-19,762.67	65.9%*
101 31040 Franchise-Water	-20,000	0	-20,000	-20,000.00	.00	.00	100.0%
101 32000 License-Business	-2,000	0	-2,000	-1,330.00	.00	-670.00	66.5%*
101 32010 License-Dog	-2,000	0	-2,000	-1,452.00	.00	-548.00	72.6%*
101 32020 License-Liquor	-11,000	0	-11,000	-11,000.00	.00	.00	100.0%
101 32100 Permits-Building	-206,000	0	-206,000	-193,280.69	.00	-12,719.31	93.8%*
101 32110 Permits-Cemetery Monu	-2,000	0	-2,000	-825.00	.00	-1,175.00	41.3%*
101 32120 Permits-Electrical	-95,000	0	-95,000	-71,864.00	.00	-23,136.00	75.6%*
101 32130 Permits-Golf Carts	-130,000	0	-130,000	54.29	.00	-130,054.29	.0%*
101 32150 Permits-Plumbing/Mech	0	0	0	-33,526.00	.00	33,526.00	100.0%
101 32190 Permits-Misc	-2,000	0	-2,000	-1,520.00	.00	-480.00	76.0%*
101 33000 Fees-Business Reg	-95,000	0	-95,000	-67,628.00	.00	-27,372.00	71.2%*
101 33001 Fees-Cemetery Lots	-76,000	0	-76,000	-62,787.35	.00	-13,212.65	82.6%*
101 33002 Fees-Cemetery Op/Cl	-84,000	0	-84,000	-56,885.00	.00	-27,115.00	67.7%*
101 33005 Fees-Golf Green	-275,000	0	-275,000	-256,254.10	.00	-18,745.90	93.2%*
101 33007 Fees-Library	-7,000	0	-7,000	-5,623.64	.00	-1,376.36	80.3%*
101 33010 Fees-Notary	0	0	0	-252.00	.00	252.00	100.0%
101 33012 Fees-Rental	-51,000	0	-51,000	-36,017.50	.00	-14,982.50	70.6%*
101 33013 Fees-Rental Waterpark	-18,000	0	-18,000	-8,090.00	.00	-9,910.00	44.9%*
101 33014 Fees-Restitution	0	0	0	-4,243.00	.00	4,243.00	100.0%
101 33015 Fees-Senior Centers	-6,000	0	-6,000	-6,584.43	.00	584.43	109.7%
101 33016 Fees-Sub Division	0	0	0	-4,596.00	.00	4,596.00	100.0%
101 33022 Fees-Waterpark	-100,000	0	-100,000	-67,603.84	.00	-32,396.16	67.6%*
101 33023 Fees-Zoning	-12,000	0	-12,000	-4,027.00	.00	-7,973.00	33.6%*
101 33090 Fees-Misc	-1,000	0	-1,000	-209,361.75	.00	208,361.75	*******%

FOR 2020 09

	ORIGINAL APPROP	TRANFRS/ ADJSTMTS	REVISED BUDGET	YTD ACTUAL	ENCUMBRANCES	AVAILABLE BUDGET	PCT USED
101 34000 Services-Ambulance	-754,000	0	-754,000	-17,024.33	.00	-736,975.67	2.3%*
101 34045 Services-Lifeline Bil	0	0	0	-434,575.46	.00	434,575.46	100.0%
101 34300 Concessions-Waterpark	-16,000	0	-16,000	-8,521.17	.00	-7,478.83	53.3%*
101 34320 Concessions-Misc	-4,000	0	-4,000	-1,639.75	.00	-2,360.25	41.0%*
101 35100 Lease-Cave/Karst	-36,000	0	-36,000	-36,000.00	.00	.00	100.0%
101 35200 Lease-Port Jefferson	-4,000	0	-4,000	.00	.00	-4,000.00	.0%*
101 35400 Lease-SENMCAC	-4,800	0	-4,800	.00	.00	-4,800.00	.0%*
101 35900 Lease-Misc	0	0	0	-7,955.04	.00	7,955.04	100.0%
101 36000 Interest-CDs	0	0	0	-70,456.39	.00	70,456.39	100.0%
101 36030 Interest-Investments	-80,000	0	-80,000	.00	.00	-80,000.00	.0%*
101 36040 Interest-Misc	-37,000	0	-37,000	-69,978.53	.00	32,978.53	189.1%
101 37000 County-Appropriation	-500,000	-10,000	-510,000	-250,000.00	.00	-260,000.00	49.0%*
101 37005 County-DWI Grant	0	0	0	-26,747.72	.00	26,747.72	100.0%
101 37090 County-Misc	0	0	0	-10,000.00	.00	10,000.00	100.0%
101 37135 State-Legislative Gra	-7,600	-1,804	-9,404	-419,579.35	.00	410,175.50	4461.8%
101 37140 State-Library Grant	-128,923	0	-128,923	-9,403.85	.00	-119,519.15	7.3%*
101 37160 State-Operation Buckl	-6,136	0	-6,136	-7,717.31	.00	1,581.31	125.8%
101 37165 State-Operation DWI	-26,631	0	-26,631	-29,221.24	.00	2,590.24	109.7%
101 37170 State-STEP	-10,950	0	-10,950	-15,657.49	.00	4,707.49	143.0%
101 37199 State-Misc	0	-90,000	-90,000	-50,000.00	.00	-40,000.00	55.6%*
101 37240 Federal-WIPP Fire	-7,000	0	-7,000	.00	.00	-7,000.00	.0%*
101 37290 Federal-Misc	0	-133,909	-133,909	.00	.00	-133,909.33	.0%*
101 38001 Misc-Donations	0	-248,878	-248,878	-303,877.59	.00	55,000.00	122.1%
101 38004 Misc-Fixed Asset-Sale	0	0	0	-61,730.85	.00	61,730.85	100.0%
101 38007 Misc-Long/Short Cash	0	0	0	-30.56	.00	30.56	100.0%
101 38008 Misc-Oil & Gas	0	0	0	-3.23	.00	3.23	100.0%
101 38009 Misc-Printing & Copyi	-22,000	0	-22,000	-15,480.06	.00	-6,519.94	70.4%*
101 38011 Misc-Recoveries-Misc	0	-32,000	-32,000	-531.80	.00	-31,468.20	1.7%*
101 38012 Misc-Reimbursements	0	0	0	-26,363.08	.00	26,363.08	100.0%
101 38090 Misc-All Other	-75,000	0	-75,000	-36,175.46	.00	-38,824.54	48.2%*
101 40000 Transfer-IN-Revenue	0	-1,329,280	-1,329,280	-1,329,280.00	.00	.00	100.0%
101 45000 Transfer-TO-Expense	12,085,000	1,250,000	13,335,000	13,134,492.08	.00	200,507.92	98.5%
10110 Mayor & Council							
10110 50500 Labor-Regular	0	0	0	51,500.00	.00	-51,500.00	100.0%*
10110 58100 Associated-FICA	0	0	0	3,940.24	.00	-3,940.24	100.0%*
10110 61550 ConProf-Legal	0	0	0	5,782.41	.00	-5,782.41	100.0%*
10110 63300 Fees-Public Notices	0	0	0	966.22	841.04	-1,807.26	100.0%*
10110 64075 Ops-Books	0	0	0	446.83	.00	-446.83	100.0%*
10110 64475 Ops-Material & Supp	0	0	0	1,855.73	126.00	-1,981.73	100.0%*
10110 64800 Ops-Uniforms	0	0	0	540.00	.00	-540.00	100.0%*
10110 65000 Maint-Building	0	0	0	.00	382.30	-382.30	100.0%*

FOR 2020 09

	ORIGINAL APPROP	TRANFRS/ ADJSTMTS	REVISED BUDGET	YTD ACTUAL	ENCUMBRANCES	AVAILABLE BUDGET	PCT USED
10110 66000 Empl-Dues & Subscri	0	0	0	3,650.34	.00	-3,650.34	100.0%*
10110 66100 Empl-Training	0	0	0	420.00	.00	-420.00	100.0%*
10110 66200 Empl-Per Diem	0	0	0	952.71	198.00	-1,150.71	100.0%*
10110 66300 Empl-Mileage	0	0	0	899.99	253.34	-1,153.33	100.0%*
10111 Executive & Legislative							
10111 50200 Direct-Administrati	0	0	0	.00	.00	.00	.0%
10111 50500 Labor-Regular	1,393,416	0	1,393,416	725,592.30	.00	667,823.70	52.1%
10111 51000 Labor-OT	0	0	0	588.39	.00	-588.39	100.0%*
10111 52000 Labor-Vaction	0	0	0	170,411.62	.00	-170,411.62	100.0%*
10111 52100 Labor-Holiday	0	0	0	30,195.58	.00	-30,195.58	100.0%*
10111 53000 Labor-Sick	0	0	0	6,635.60	.00	-6,635.60	100.0%*
10111 54000 Labor-Other	0	52,407	52,407	39,950.14	.00	12,456.86	76.2%
10111 55000 Labor-Allowances	0	0	0	20,743.75	.00	-20,743.75	100.0%*
10111 58000 Associated-Health I	197,867	0	197,867	98,335.86	.00	99,531.14	49.7%
10111 58100 Associated-FICA	106,596	0	106,596	60,318.30	.00	46,277.70	56.6%
10111 58200 Associated-PERA	101,130	0	101,130	70,629.05	.00	30,500.95	69.8%
10111 58300 Associated-RHCA	23,826	0	23,826	14,427.53	.00	9,398.47	60.6%
10111 58900 Associated-Other	120	0	120	71.30	.00	48.70	59.4%
10111 61000 ConProf-Advertising	4,000	0	4,000	5,318.29	3,820.75	-5,139.04	228.5%*
10111 61200 ConProf-General	709,500	32,063	741,563	386,671.19	227,474.71	127,417.10	82.8%
10111 61550 ConProf-Legal	0	0	0	29,068.95	28,931.05	-58,000.00	100.0%*
10111 61650 ConProf-Oil & Gas	50,000	0	50,000	.00	13,095.00	36,905.00	26.2%
10111 61700 ConProf-Outside Age	777,914	45,500	823,414	562,850.70	228,062.67	32,500.63	96.1%
10111 61900 ConProf-Misc	0	0	0	5,365.63	10,134.37	-15,500.00	100.0%*
10111 63050 Fees-County Prop Ta	0	0	0	24,196.88	.00	-24,196.88	100.0%*
10111 63100 Fees-Filing	9,300	0	9,300	575.00	.00	8,725.00	6.2%
10111 63300 Fees-Public Notices	0	0	0	.00	648.78	-648.78	100.0%*
10111 64475 Ops-Material & Supp	30,200	0	30,200	34,091.49	4,191.95	-8,083.44	126.8%*
10111 64600 Ops-Postage & Shipp	1,000	0	1,000	668.32	45.00	286.68	71.3%
10111 64625 Ops-Property Tax	63,398	-33,400	29,998	.00	.00	29,998.00	.0%
10111 64675 Ops-Safety Train /	10,000	0	10,000	9,225.54	826.00	-51.54	100.5%*
10111 64800 Ops-Uniforms	700	0	700	913.11	162.00	-375.11	153.6%*
10111 64825 Ops-Vehicle	2,100	0	2,100	993.54	633.87	472.59	77.5%
10111 65000 Maint-Building	100	0	100	15.00	34.00	51.00	49.0%
10111 65550 Maint-Vehicle	1,000	0	1,000	404.56	9.65	585.79	41.4%
10111 66000 Empl-Dues & Subscri	85,000	0	85,000	2,496.83	.00	82,503.17	2.9%
10111 66100 Empl-Training	4,000	0	4,000	156.42	.00	3,843.58	3.9%
10111 66200 Empl-Per Diem	6,900	0	6,900	8,014.69	1,015.24	-2,129.93	130.9%*
10111 66300 Empl-Mileage	0	0	0	1,226.09	369.00	-1,595.09	100.0%*
10111 66400 Empl-Transportation	0	0	0	452.89	.00	-452.89	100.0%*
10111 66500 Empl-Personnel	400	0	400	3,569.42	.00	-3,169.42	892.4%*

FOR 2020 09

	ORIGINAL APPROP	TRANFRS/ ADJSTMTS	REVISED BUDGET	YTD ACTUAL	ENCUMBRANCES	AVAILABLE BUDGET	PCT USED
10111 66600 Empl-Service Awards	0	0	0	270.01	.00	-270.01	100.0%*
10111 67400 Util-Telephone & Co	200	0	200	60.08	139.92	.00	100.0%
10111 80300 Cap-Improvements	0	400,000	400,000	4,539.52	231,851.55	163,608.93	59.1%
10112 Judicial							
10112 50200 Direct-Administrati	0	0	0	.00	.00	.00	.0%
10112 50500 Labor-Regular	417,823	0	417,823	262,243.41	.00	155,579.59	62.8%
10112 51000 Labor-OT	0	0	0	147.66	.00	-147.66	100.0%*
10112 52000 Labor-Vaction	0	0	0	21,868.20	.00	-21,868.20	100.0%*
10112 52100 Labor-Holiday	0	0	0	12,150.80	.00	-12,150.80	100.0%*
10112 53000 Labor-Sick	0	0	0	6,366.94	.00	-6,366.94	100.0%*
10112 54000 Labor-Other	0	22,268	22,268	22,788.95	.00	-520.95	102.3%*
10112 55000 Labor-Allowances	0	0	0	2,568.75	.00	-2,568.75	100.0%*
10112 58000 Associated-Health I	97,558	0	97,558	56,702.39	.00	40,855.61	58.1%
10112 58100 Associated-FICA	31,963	0	31,963	23,508.16	.00	8,454.84	73.5%
10112 58200 Associated-PERA	34,473	0	34,473	25,562.82	.00	8,910.18	74.2%
10112 58300 Associated-RHCA	8,122	0	8,122	5,223.07	.00	2,898.93	64.3%
10112 58900 Associated-Other	90	0	90	62.10	.00	27.90	69.0%
10112 61200 ConProf-General	37,000	0	37,000	17,990.79	19,680.25	-671.04	101.8%*
10112 61900 ConProf-Misc	0	0	0	120.61	.00	-120.61	100.0%*
10112 64475 Ops-Material & Supp	10,500	0	10,500	8,038.23	5,098.52	-2,636.75	125.1%*
10112 64600 Ops-Postage & Shipp	3,200	0	3,200	1,715.83	.00	1,484.17	53.6%
10112 64800 Ops-Uniforms	1,000	0	1,000	.00	.00	1,000.00	.0%
10112 64825 Ops-Vehicle	400	0	400	123.87	276.13	.00	100.0%
10112 65000 Maint-Building	2,000	0	2,000	.00	.00	2,000.00	.0%
10112 65050 Maint-Equipment	2,000	0	2,000	.00	.00	2,000.00	.0%
10112 66000 Empl-Dues & Subscri	2,100	0	2,100	189.34	.00	1,910.66	9.0%
10112 66100 Empl-Training	5,000	0	5,000	.00	.00	5,000.00	.0%
10112 66200 Empl-Per Diem	5,000	0	5,000	4,899.76	488.18	-387.94	107.8%*
10112 66300 Empl-Mileage	3,000	0	3,000	262.90	.00	2,737.10	8.8%
10112 66400 Empl-Transportation	3,000	0	3,000	2,148.20	.00	851.80	71.6%
10112 66500 Empl-Personnel	300	0	300	220.00	.00	80.00	73.3%
10112 67400 Util-Telephone & Co	4,000	0	4,000	2,450.57	3,823.47	-2,274.04	156.9%*
10112 80500 Cap-Equipment	40,000	0	40,000	8,820.00	3,714.19	27,465.81	31.3%
10113 City Clerk							
10113 50200 Direct-Administrati	0	0	0	.00	.00	.00	.0%
10113 50500 Labor-Regular	0	0	0	92,580.92	.00	-92,580.92	100.0%*
10113 51000 Labor-OT	0	0	0	393.98	.00	-393.98	100.0%*
10113 52000 Labor-Vaction	0	0	0	5,041.97	.00	-5,041.97	100.0%*

FOR 2020 09

	ORIGINAL APPROP	TRANFRS/ ADJSTMTS	REVISED BUDGET	YTD ACTUAL	ENCUMBRANCES	AVAILABLE BUDGET	PCT USED
10113 52100 Labor-Holiday	0	0	0	4,648.89	.00	-4,648.89	100.0%*
10113 53000 Labor-Sick	0	0	0	2,549.74	.00	-2,549.74	100.0%*
10113 54000 Labor-Other	0	0	0	10,387.61	.00	-10,387.61	100.0%*
10113 55000 Labor-Allowances	0	0	0	1,662.50	.00	-1,662.50	100.0%*
10113 58000 Associated-Health I	0	0	0	22,638.45	.00	-22,638.45	100.0%*
10113 58100 Associated-FICA	0	0	0	8,350.00	.00	-8,350.00	100.0%*
10113 58200 Associated-PERA	0	0	0	10,237.58	.00	-10,237.58	100.0%*
10113 58300 Associated-RHCA	0	0	0	2,090.46	.00	-2,090.46	100.0%*
10113 58900 Associated-Other	0	0	0	16.10	.00	-16.10	100.0%*
10113 61200 ConProf-General	0	0	0	5,858.00	.00	-5,858.00	100.0%*
10113 61900 ConProf-Misc	0	0	0	268.72	.00	-268.72	100.0%*
10113 64475 Ops-Material & Supp	0	0	0	.00	349.00	-349.00	100.0%*
10113 64600 Ops-Postage & Shipp	0	0	0	75.25	74.75	-150.00	100.0%*
10113 66000 Empl-Dues & Subscri	0	0	0	540.00	50.00	-590.00	100.0%*
10113 66100 Empl-Training	0	0	0	680.00	.00	-680.00	100.0%*
10113 66200 Empl-Per Diem	0	0	0	1,176.10	.00	-1,176.10	100.0%*
10113 66300 Empl-Mileage	0	0	0	239.80	.00	-239.80	100.0%*
10113 80500 Cap-Equipment	160,000	0	160,000	108,078.13	50,076.94	1,844.93	98.8%
10114 Human Resources							
10114 50100 Direct-Directors	0	0	0	.00	.00	.00	.0%
10114 50200 Direct-Administrati	0	0	0	.00	.00	.00	.0%
10114 50500 Labor-Regular	238,791	0	238,791	147,446.59	.00	91,344.41	61.7%
10114 52000 Labor-Vaction	0	0	0	15,762.20	.00	-15,762.20	100.0%*
10114 52100 Labor-Holiday	0	0	0	6,318.92	.00	-6,318.92	100.0%*
10114 53000 Labor-Sick	0	0	0	640.80	.00	-640.80	100.0%*
10114 54000 Labor-Other	0	5,678	5,678	5,524.27	.00	153.73	97.3%
10114 55000 Labor-Allowances	0	0	0	1,662.50	.00	-1,662.50	100.0%*
10114 58000 Associated-Health I	18,685	0	18,685	10,998.00	.00	7,687.00	58.9%
10114 58100 Associated-FICA	18,267	0	18,267	11,981.29	.00	6,285.71	65.6%
10114 58200 Associated-PERA	17,430	0	17,430	12,597.48	.00	4,832.52	72.3%
10114 58300 Associated-RHCA	4,106	0	4,106	2,570.96	.00	1,535.04	62.6%
10114 58900 Associated-Other	30	0	30	20.70	.00	9.30	69.0%
10114 61200 ConProf-General	1,500	0	1,500	944.46	2.04	553.50	63.1%
10114 63000 Fees-Bank Charges	600	0	600	.00	.00	600.00	.0%
10114 64475 Ops-Material & Supp	1,100	3,000	4,100	2,998.73	.00	1,101.27	73.1%
10114 64600 Ops-Postage & Shipp	200	0	200	118.02	.00	81.98	59.0%
10114 64700 Ops-Service Awards	200	0	200	.00	.00	200.00	.0%
10114 64800 Ops-Uniforms	100	0	100	.00	18.00	82.00	18.0%
10114 66000 Empl-Dues & Subscri	1,000	0	1,000	975.71	.00	24.29	97.6%
10114 66100 Empl-Training	500	0	500	429.00	.00	71.00	85.8%
10114 66200 Empl-Per Diem	200	0	200	353.51	.00	-153.51	176.8%*

FOR 2020 09

	ORIGINAL APPROP	TRANFRS/ ADJSTMTS	REVISED BUDGET	YTD ACTUAL	ENCUMBRANCES	AVAILABLE BUDGET	PCT USED
10114 66300 Empl-Mileage	100	0	100	247.65	.00	-147.65	247.7%*
10114 66500 Empl-Personnel	200	0	200	110.00	.00	90.00	55.0%
10114 66600 Empl-Service Awards	0	0	0	120.96	.00	-120.96	100.0%*
10115 Finance-Admin							
10115 50100 Direct-Directors	0	0	0	.00	.00	.00	.0%
10115 50200 Direct-Administrati	0	0	0	.00	.00	.00	.0%
10115 50500 Labor-Regular	1,109,285	0	1,109,285	560,563.50	.00	548,721.50	50.5%
10115 50600 Direct-Part-time	0	0	0	.00	.00	.00	.0%
10115 51000 Labor-OT	0	0	0	2,069.42	.00	-2,069.42	100.0%*
10115 52000 Labor-Vaction	0	0	0	43,574.23	.00	-43,574.23	100.0%*
10115 52100 Labor-Holiday	0	0	0	25,800.22	.00	-25,800.22	100.0%*
10115 53000 Labor-Sick	0	0	0	8,709.91	.00	-8,709.91	100.0%*
10115 54000 Labor-Other	0	61,004	61,004	47,169.23	.00	13,834.77	77.3%
10115 55000 Labor-Allowances	0	0	0	4,756.25	.00	-4,756.25	100.0%*
10115 58000 Associated-Health I	235,212	0	235,212	106,452.85	.00	128,759.15	45.3%
10115 58100 Associated-FICA	84,860	0	84,860	49,639.30	.00	35,220.70	58.5%
10115 58200 Associated-PERA	101,022	0	101,022	60,894.93	.00	40,127.07	60.3%
10115 58300 Associated-RHCA	23,801	0	23,801	12,449.92	.00	11,351.08	52.3%
10115 58900 Associated-Other	190	0	190	82.80	.00	107.20	43.6%
10115 61000 ConProf-Advertising	0	0	0	.00	443.98	-443.98	100.0%*
10115 61200 ConProf-General	476,600	-88,600	388,000	268,799.49	91,337.58	27,862.93	92.8%
10115 61900 ConProf-Misc	0	0	0	149,779.67	1,754.11	-151,533.78	100.0%*
10115 63100 Fees-Filing	2,600	0	2,600	.00	.00	2,600.00	.0%
10115 63225 Fees-NMTRD GRTR	708,000	126,600	834,600	.00	.00	834,600.00	.0%
10115 63250 Fees-Penalties & Fi	2,700	0	2,700	23,050.68	.00	-20,350.68	853.7%*
10115 63300 Fees-Public Notices	0	0	0	532.51	2,352.04	-2,884.55	100.0%*
10115 64025 Ops-Bank Charges	500	0	500	.00	.00	500.00	.0%
10115 64115 Ops-Comp Hardware/S	0	0	0	1,741.52	464.98	-2,206.50	100.0%*
10115 64200 Ops-Finance Charges	8,000	0	8,000	.00	.00	8,000.00	.0%
10115 64475 Ops-Material & Supp	58,500	-3,000	55,500	24,683.13	6,234.63	24,582.24	55.7%
10115 64525 Ops-Police Supplies	0	0	0	57.25	.00	-57.25	100.0%*
10115 64600 Ops-Postage & Shipp	30,400	0	30,400	6,557.53	5,073.79	18,768.68	38.3%
10115 64775 Ops-Tools & Equip	0	0	0	44.89	.00	-44.89	100.0%*
10115 64800 Ops-Uniforms	200	0	200	1,595.53	20.00	-1,415.53	807.8%*
10115 64825 Ops-Vehicle	200	0	200	239.58	45.81	-85.39	142.7%*
10115 65000 Maint-Building	2,900	0	2,900	8,884.00	679.25	-6,663.25	329.8%*
10115 65050 Maint-Equipment	100	0	100	.00	550.00	-450.00	550.0%*
10115 65550 Maint-Vehicle	100	0	100	4.65	.00	95.35	4.7%
10115 66000 Empl-Dues & Subscri	400	0	400	70.00	.00	330.00	17.5%
10115 66100 Empl-Training	4,800	0	4,800	1,325.00	1,125.00	2,350.00	51.0%
10115 66200 Empl-Per Diem	500	0	500	450.82	2,921.76	-2,872.58	674.5%*

FOR 2020 09

	ORIGINAL APPROP	TRANFRS/ ADJSTMTS	REVISED BUDGET	YTD ACTUAL	ENCUMBRANCES	AVAILABLE BUDGET	PCT USED
10115 66300 Empl-Mileage	0	0	0	239.80	.00	-239.80	100.0%*
10115 66400 Empl-Transportation	0	0	0	831.92	.00	-831.92	100.0%*
10115 66500 Empl-Personnel	900	0	900	289.42	.00	610.58	32.2%
10115 67100 Util-Electric	35,800	0	35,800	15,383.37	15,511.29	4,905.34	86.3%
10115 67200 Util-Gas	0	0	0	1,359.15	1,151.33	-2,510.48	100.0%*
10115 67400 Util-Telephone & Co	37,400	0	37,400	25,513.32	10,409.27	1,477.41	96.0%
10115 67500 Util-Water	0	0	0	3,546.66	2,453.34	-6,000.00	100.0%*
10115 80500 Cap-Equipment	157,005	61,762	218,767	140,695.67	13,804.56	64,266.72	70.6%
10116 Finance-Cashiers							
10116 50200 Direct-Administrati	0	0	0	.00	.00	.00	.0%
10116 50500 Labor-Regular	0	0	0	176,463.13	.00	-176,463.13	100.0%*
10116 51000 Labor-OT	0	0	0	5,457.03	.00	-5,457.03	100.0%*
10116 52000 Labor-Vaction	0	0	0	5,540.34	.00	-5,540.34	100.0%*
10116 52100 Labor-Holiday	0	0	0	7,304.75	.00	-7,304.75	100.0%*
10116 53000 Labor-Sick	0	0	0	3,474.24	.00	-3,474.24	100.0%*
10116 54000 Labor-Other	0	0	0	13,682.86	.00	-13,682.86	100.0%*
10116 58000 Associated-Health I	0	0	0	28,126.25	.00	-28,126.25	100.0%*
10116 58100 Associated-FICA	0	0	0	15,444.33	.00	-15,444.33	100.0%*
10116 58200 Associated-PERA	0	0	0	18,314.58	.00	-18,314.58	100.0%*
10116 58300 Associated-RHCA	0	0	0	3,741.51	.00	-3,741.51	100.0%*
10116 58900 Associated-Other	0	0	0	39.10	.00	-39.10	100.0%*
10116 64475 Ops-Material & Supp	0	0	0	2,733.05	1,072.95	-3,806.00	100.0%*
10116 66500 Empl-Personnel	0	0	0	330.00	.00	-330.00	100.0%*
10117 Information Technology							
10117 50100 Direct-Directors	0	0	0	.00	.00	.00	.0%
10117 50200 Direct-Administrati	0	0	0	.00	.00	.00	.0%
10117 50500 Labor-Regular	385,066	0	385,066	223,635.09	.00	161,430.91	58.1%
10117 51000 Labor-OT	0	0	0	2,101.07	.00	-2,101.07	100.0%*
10117 52000 Labor-Vaction	0	0	0	3,135.49	.00	-3,135.49	100.0%*
10117 52100 Labor-Holiday	0	0	0	10,476.48	.00	-10,476.48	100.0%*
10117 53000 Labor-Sick	0	0	0	7,526.28	.00	-7,526.28	100.0%*
10117 54000 Labor-Other	0	18,517	18,517	17,700.85	.00	816.15	95.6%
10117 55000 Labor-Allowances	0	0	0	5,906.25	.00	-5,906.25	100.0%*
10117 58000 Associated-Health I	78,932	0	78,932	45,083.74	.00	33,848.26	57.1%
10117 58100 Associated-FICA	29,458	0	29,458	19,446.48	.00	10,011.52	66.0%
10117 58200 Associated-PERA	34,932	0	34,932	23,702.92	.00	11,229.08	67.9%
10117 58300 Associated-RHCA	8,230	0	8,230	4,842.67	.00	3,387.33	58.8%
10117 58900 Associated-Other	50	0	50	34.50	.00	15.50	69.0%

FOR 2020 09

	ORIGINAL APPROP	TRANFRS/ ADJSTMTS	REVISED BUDGET	YTD ACTUAL	ENCUMBRANCES	AVAILABLE BUDGET	PCT USED
10117 61200 ConProf-General	204,230	0	204,230	101,314.19	53,976.00	48,939.81	76.0%
10117 64115 Ops-Comp Hardware/S	300,000	0	300,000	.00	.00	300,000.00	.0%
10117 64475 Ops-Material & Supp	16,000	15,000	31,000	33,131.31	17,500.50	-19,631.81	163.3%*
10117 64500 Ops-PC/IT	0	0	0	310,018.06	6,072.00	-316,090.06	100.0%*
10117 64600 Ops-Postage & Shipp	30	0	30	56.82	50.00	-76.82	356.1%*
10117 64800 Ops-Uniforms	0	0	0	292.00	.00	-292.00	100.0%*
10117 64825 Ops-Vehicle	200	0	200	128.09	1,371.91	-1,300.00	750.0%*
10117 65550 Maint-Vehicle	200	0	200	.00	.00	200.00	.0%
10117 66100 Empl-Training	4,350	0	4,350	.00	.00	4,350.00	.0%
10117 66200 Empl-Per Diem	180	0	180	.00	.00	180.00	.0%
10117 66500 Empl-Personnel	100	0	100	110.00	.00	-10.00	110.0%*
10117 67400 Util-Telephone & Co	17,500	0	17,500	5,604.22	.00	11,895.78	32.0%
10117 80500 Cap-Equipment	100,000	-9,000	91,000	89,688.65	.00	1,311.35	98.6%
10119 GRTR Fees							
10119 63225 Fees-NMTRD GRTR	0	0	0	597,844.08	.00	-597,844.08	100.0%*
10120 PD - Admin							
10120 50300 Direct-Police Depar	0	0	0	.00	.00	.00	.0%
10120 50500 Labor-Regular	9,204,645	0	9,204,645	373,477.76	.00	8,831,167.24	4.1%
10120 50600 Direct-Part-time	0	0	0	.00	.00	.00	.0%
10120 51000 Labor-OT	0	0	0	14,696.34	.00	-14,696.34	100.0%*
10120 52000 Labor-Vaction	0	0	0	22,662.92	.00	-22,662.92	100.0%*
10120 52100 Labor-Holiday	0	0	0	16,483.99	.00	-16,483.99	100.0%*
10120 53000 Labor-Sick	0	0	0	11,523.29	.00	-11,523.29	100.0%*
10120 54000 Labor-Other	0	399,523	399,523	35,371.13	.00	364,151.87	8.9%
10120 55000 Labor-Allowances	0	0	0	11,581.25	.00	-11,581.25	100.0%*
10120 58000 Associated-Health I	1,853,148	0	1,853,148	65,209.01	.00	1,787,938.99	3.5%
10120 58100 Associated-FICA	704,155	0	704,155	35,128.58	.00	669,026.42	5.0%
10120 58200 Associated-PERA	1,221,447	0	1,221,447	60,302.29	.00	1,161,144.71	4.9%
10120 58300 Associated-RHCA	193,532	0	193,532	9,208.64	.00	184,323.36	4.8%
10120 58900 Associated-Other	1,280	0	1,280	57.50	.00	1,222.50	4.5%
10120 61000 ConProf-Advertising	1,000	0	1,000	387.54	129.46	483.00	51.7%
10120 61200 ConProf-General	659,995	0	659,995	573,265.75	142,449.01	-55,719.76	108.4%*
10120 61525 ConProf-Investigati	10,000	0	10,000	.00	.00	10,000.00	.0%
10120 61900 ConProf-Misc	0	0	0	334.56	1,659.00	-1,993.56	100.0%*
10120 63250 Fees-Penalties & Fi	0	0	0	138.00	-46.00	-92.00	100.0%*
10120 63900 Fees-Misc	0	0	0	7,210.00	.00	-7,210.00	100.0%*
10120 64000 Ops-Ammo/Range	0	0	0	183.69	518.00	-701.69	100.0%*
10120 64100 Ops-Canine Supplies	10,000	0	10,000	4,642.10	1,200.16	4,157.74	58.4%

FOR 2020 09

	ORIGINAL APPROP	TRANFRS/ ADJSTMTS	REVISED BUDGET	YTD ACTUAL	ENCUMBRANCES	AVAILABLE BUDGET	PCT USED
10120 64475 Ops-Material & Supp	72,000	-800	71,200	29,394.50	21,553.07	20,252.43	71.6%
10120 64500 Ops-PC/IT	0	0	0	106.61	.00	-106.61	100.0%*
10120 64525 Ops-Police Supplies	300,050	110,000	410,050	274,881.93	13,382.38	121,785.69	70.3%
10120 64600 Ops-Postage & Shipp	4,700	0	4,700	3,084.32	1,057.44	558.24	88.1%
10120 64650 Ops-Recruitment	10,000	0	10,000	390.00	.00	9,610.00	3.9%
10120 64800 Ops-Uniforms	60,000	0	60,000	21,176.96	8,066.26	30,756.78	48.7%
10120 64825 Ops-Vehicle	179,000	0	179,000	134,996.88	29,237.30	14,765.82	91.8%
10120 64990 Ops-Misc	0	0	0	450.00	.00	-450.00	100.0%*
10120 65000 Maint-Building	55,000	0	55,000	27,220.49	6,297.22	21,482.29	60.9%
10120 65050 Maint-Equipment	61,000	0	61,000	10,191.87	2,283.03	48,525.10	20.5%
10120 65550 Maint-Vehicle	119,000	0	119,000	41,385.11	31,759.50	45,855.39	61.5%
10120 66000 Empl-Dues & Subscri	9,650	0	9,650	1,683.00	3,180.00	4,787.00	50.4%
10120 66100 Empl-Training	55,100	17,000	72,100	20,782.02	13,318.47	37,999.51	47.3%
10120 66200 Empl-Per Diem	30,000	0	30,000	24,603.13	10,169.00	-4,772.13	115.9%*
10120 66400 Empl-Transportation	2,000	0	2,000	77.39	-1.64	1,924.25	3.8%
10120 66500 Empl-Personnel	15,000	0	15,000	10,877.26	449.57	3,673.17	75.5%
10120 66600 Empl-Service Awards	0	0	0	135.00	.00	-135.00	100.0%*
10120 66900 Empl-Misc	0	0	0	335.00	.00	-335.00	100.0%*
10120 67100 Util-Electric	56,000	0	56,000	24,271.28	21,728.72	10,000.00	82.1%
10120 67200 Util-Gas	0	0	0	1,455.55	2,709.03	-4,164.58	100.0%*
10120 67400 Util-Telephone & Co	54,000	0	54,000	41,388.68	13,475.65	-864.33	101.6%*
10120 67500 Util-Water	0	0	0	7,092.81	907.19	-8,000.00	100.0%*
10120 80200 Cap-Buildings	74,000	0	74,000	17,809.87	52,063.79	4,126.34	94.4%
10120 80300 Cap-Improvements	0	10,000	10,000	8,010.56	.00	1,989.44	80.1%
10120 80500 Cap-Equipment	663,088	84,038	747,126	521,863.54	204,651.75	20,610.76	97.2%
10121 PD - Patrol							
10121 50300 Direct-Police Depar	0	0	0	.00	.00	.00	.0%
10121 50500 Labor-Regular	0	0	0	2,627,959.70	.00	-2,627,959.70	100.0%*
10121 51000 Labor-OT	0	0	0	448,580.44	.00	-448,580.44	100.0%*
10121 52000 Labor-Vaction	0	0	0	82,228.27	.00	-82,228.27	100.0%*
10121 52100 Labor-Holiday	0	0	0	108,006.08	.00	-108,006.08	100.0%*
10121 53000 Labor-Sick	0	0	0	58,472.37	.00	-58,472.37	100.0%*
10121 54000 Labor-Other	0	0	0	205,794.44	.00	-205,794.44	100.0%*
10121 55000 Labor-Allowances	0	0	0	25,206.25	.00	-25,206.25	100.0%*
10121 58000 Associated-Health I	0	0	0	464,753.76	.00	-464,753.76	100.0%*
10121 58100 Associated-FICA	0	0	0	258,659.77	.00	-258,659.77	100.0%*
10121 58200 Associated-PERA	0	0	0	484,313.15	.00	-484,313.15	100.0%*
10121 58300 Associated-RHCA	0	0	0	63,276.19	.00	-63,276.19	100.0%*
10121 58900 Associated-Other	0	0	0	324.00	.00	-324.00	100.0%*
10121 64475 Ops-Material & Supp	0	0	0	1,602.99	25.75	-1,628.74	100.0%*
10121 65050 Maint-Equipment	0	0	0	397.57	.00	-397.57	100.0%*

FOR 2020 09

	ORIGINAL APPROP	TRANFRS/ ADJSTMTS	REVISED BUDGET	YTD ACTUAL	ENCUMBRANCES	AVAILABLE BUDGET	PCT USED
10121 65550 Maint-Vehicle	0	0	0	44,640.75	2,187.65	-46,828.40	100.0%*
10121 66100 Empl-Training	0	0	0	495.00	.00	-495.00	100.0%*
10121 66500 Empl-Personnel	0	0	0	4,915.57	96.67	-5,012.24	100.0%*
10122 PD - Detective/Criminal Invest							
10122 50300 Direct-Police Depar	0	0	0	.00	.00	.00	.0%
10122 50500 Labor-Regular	0	0	0	567,737.28	.00	-567,737.28	100.0%*
10122 51000 Labor-OT	0	0	0	96,778.85	.00	-96,778.85	100.0%*
10122 52000 Labor-Vaction	0	0	0	34,068.72	.00	-34,068.72	100.0%*
10122 52100 Labor-Holiday	0	0	0	28,684.94	.00	-28,684.94	100.0%*
10122 53000 Labor-Sick	0	0	0	18,093.49	.00	-18,093.49	100.0%*
10122 54000 Labor-Other	0	0	0	62,907.87	.00	-62,907.87	100.0%*
10122 55000 Labor-Allowances	0	0	0	5,268.75	.00	-5,268.75	100.0%*
10122 58000 Associated-Health I	0	0	0	83,406.58	.00	-83,406.58	100.0%*
10122 58100 Associated-FICA	0	0	0	59,548.82	.00	-59,548.82	100.0%*
10122 58200 Associated-PERA	0	0	0	114,453.57	.00	-114,453.57	100.0%*
10122 58300 Associated-RHCA	0	0	0	15,212.62	.00	-15,212.62	100.0%*
10122 58900 Associated-Other	0	0	0	73.60	.00	-73.60	100.0%*
10122 65550 Maint-Vehicle	0	0	0	42.11	.00	-42.11	100.0%*
10122 66500 Empl-Personnel	0	0	0	.00	34.71	-34.71	100.0%*
10123 PD - Community Services							
10123 50300 Direct-Police Depar	0	0	0	.00	.00	.00	.0%
10123 50500 Labor-Regular	0	0	0	456,296.94	.00	-456,296.94	100.0%*
10123 50600 Direct-Part-time	0	0	0	.00	.00	.00	.0%
10123 51000 Labor-OT	0	0	0	74,450.69	.00	-74,450.69	100.0%*
10123 52000 Labor-Vaction	0	0	0	43,705.62	.00	-43,705.62	100.0%*
10123 52100 Labor-Holiday	0	0	0	22,801.92	.00	-22,801.92	100.0%*
10123 53000 Labor-Sick	0	0	0	13,931.99	.00	-13,931.99	100.0%*
10123 54000 Labor-Other	0	0	0	51,887.41	.00	-51,887.41	100.0%*
10123 55000 Labor-Allowances	0	0	0	6,456.25	.00	-6,456.25	100.0%*
10123 58000 Associated-Health I	0	0	0	109,740.05	.00	-109,740.05	100.0%*
10123 58100 Associated FICA	0	0	0	48,218.06	.00	-48,218.06	100.0%*
10123 58200 Associated-PERA	0	0	0	90,623.18	.00	-90,623.18	100.0%*
10123 58300 Associated-RHCA	0	0	0	12,437.85	.00	-12,437.85	100.0%*
10123 58900 Associated-Other	0	0	0	73.60	.00	-73.60	100.0%*
10123 66500 Empl-Personnel	0	0	0	138.84	.00	-138.84	100.0%*
10123 66600 Empl-Service Awards	0	0	0	66.48	.00	-66.48	100.0%*
10124 PD - Animal Control							
10124 50300 Direct-Police Depar	0	0	0	.00	.00	.00	.0%

FOR 2020 09

	ORIGINAL APPROP	TRANFRS/ ADJSTMTS	REVISED BUDGET	YTD ACTUAL	ENCUMBRANCES	AVAILABLE BUDGET	PCT USED
10124 50500 Labor-Regular	0	0	0	72,517.90	.00	-72,517.90	100.0%*
10124 51000 Labor-OT	0	0	0	6,774.21	.00	-6,774.21	100.0%*
10124 52000 Labor-Vaction	0	0	0	513.28	.00	-513.28	100.0%*
10124 52100 Labor-Holiday	0	0	0	3,708.52	.00	-3,708.52	100.0%*
10124 53000 Labor-Sick	0	0	0	3,878.88	.00	-3,878.88	100.0%*
10124 54000 Labor-Other	0	0	0	15,943.64	.00	-15,943.64	100.0%*
10124 55000 Labor-Allowances	0	0	0	425.00	.00	-425.00	100.0%*
10124 58000 Associated-Health I	0	0	0	28,134.93	.00	-28,134.93	100.0%*
10124 58100 Associated-FICA	0	0	0	7,159.57	.00	-7,159.57	100.0%*
10124 58200 Associated-PERA	0	0	0	7,502.00	.00	-7,502.00	100.0%*
10124 58300 Associated-RHCA	0	0	0	1,532.90	.00	-1,532.90	100.0%*
10124 58900 Associated-Other	0	0	0	20.70	.00	-20.70	100.0%*
10124 65550 Maint-Vehicle	0	0	0	70.28	24.85	-95.13	100.0%*
10124 66500 Empl-Personnel	0	0	0	34.71	.00	-34.71	100.0%*
10125 PD - Communications							
10125 50300 Direct-Police Depar	0	0	0	.00	.00	.00	.0%
10125 50500 Labor-Regular	0	0	0	656,255.48	.00	-656,255.48	100.0%*
10125 51000 Labor-OT	0	0	0	122,003.56	.00	-122,003.56	100.0%*
10125 52000 Labor-Vaction	0	0	0	42,311.31	.00	-42,311.31	100.0%*
10125 52100 Labor-Holiday	0	0	0	23,237.12	.00	-23,237.12	100.0%*
10125 53000 Labor-Sick	0	0	0	22,433.02	.00	-22,433.02	100.0%*
10125 54000 Labor-Other	0	0	0	42,971.31	.00	-42,971.31	100.0%*
10125 55000 Labor-Allowances	0	0	0	500.00	.00	-500.00	100.0%*
10125 58000 Associated-Health I	0	0	0	114,902.32	.00	-114,902.32	100.0%*
10125 58100 Associated-FICA	0	0	0	66,169.32	.00	-66,169.32	100.0%*
10125 58200 Associated-PERA	0	0	0	62,383.45	.00	-62,383.45	100.0%*
10125 58300 Associated-RHCA	0	0	0	12,773.16	.00	-12,773.16	100.0%*
10125 58900 Associated-Other	0	0	0	107.20	.00	-107.20	100.0%*
10125 66500 Empl-Personnel	0	0	0	330.01	779.55	-1,109.56	100.0%*
10126 PD - Traffic							
10126 50300 Direct-Police Depar	0	0	0	.00	.00	.00	.0%
10126 50500 Labor-Regular	0	0	0	143,423.36	.00	-143,423.36	100.0%*
10126 51000 Labor-OT	0	0	0	50,634.83	.00	-50,634.83	100.0%*
10126 52000 Labor-Vaction	0	0	0	11,860.50	.00	-11,860.50	100.0%*
10126 52100 Labor-Holiday	0	0	0	7,964.10	.00	-7,964.10	100.0%*
10126 53000 Labor-Sick	0	0	0	1,959.70	.00	-1,959.70	100.0%*
10126 54000 Labor-Other	0	0	0	22,740.72	.00	-22,740.72	100.0%*
10126 55000 Labor-Allowances	0	0	0	1,200.00	.00	-1,200.00	100.0%*

FOR 2020 09

	ORIGINAL APPROP	TRANFRS/ ADJSTMTS	REVISED BUDGET	YTD ACTUAL	ENCUMBRANCES	AVAILABLE BUDGET	PCT USED
10126 58000 Associated-Health I	0	0	0	43,376.82	.00	-43,376.82	100.0%*
10126 58100 Associated-FICA	0	0	0	17,186.51	.00	-17,186.51	100.0%*
10126 58200 Associated-PERA	0	0	0	29,947.68	.00	-29,947.68	100.0%*
10126 58300 Associated-RHCA	0	0	0	3,909.60	.00	-3,909.60	100.0%*
10126 58900 Associated-Other	0	0	0	20.70	.00	-20.70	100.0%*
10126 65050 Maint-Equipment	0	0	0	.00	530.82	-530.82	100.0%*
10126 65550 Maint-Vehicle	0	0	0	2,094.74	420.02	-2,514.76	100.0%*
10126 66500 Empl-Personnel	0	0	0	104.13	.00	-104.13	100.0%*
10127 PD - Professional Standards							
10127 50300 Direct-Police Depar	0	0	0	.00	.00	.00	.0%
10127 50500 Labor-Regular	0	0	0	118,569.04	.00	-118,569.04	100.0%*
10127 51000 Labor-OT	0	0	0	12,437.73	.00	-12,437.73	100.0%*
10127 52000 Labor-Vaction	0	0	0	4,060.96	.00	-4,060.96	100.0%*
10127 52100 Labor-Holiday	0	0	0	5,491.92	.00	-5,491.92	100.0%*
10127 53000 Labor-Sick	0	0	0	3,484.53	.00	-3,484.53	100.0%*
10127 54000 Labor-Other	0	0	0	12,587.51	.00	-12,587.51	100.0%*
10127 55000 Labor-Allowances	0	0	0	556.25	.00	-556.25	100.0%*
10127 58000 Associated-Health I	0	0	0	20,789.69	.00	-20,789.69	100.0%*
10127 58100 Associated-FICA	0	0	0	11,466.30	.00	-11,466.30	100.0%*
10127 58200 Associated-PERA	0	0	0	24,808.59	.00	-24,808.59	100.0%*
10127 58300 Associated-RHCA	0	0	0	3,238.71	.00	-3,238.71	100.0%*
10127 58900 Associated-Other	0	0	0	13.80	.00	-13.80	100.0%*
10128 PD - Records							
10128 50300 Direct-Police Depar	0	0	0	.00	.00	.00	.0%
10128 50500 Labor-Regular	0	0	0	166,680.80	.00	-166,680.80	100.0%*
10128 51000 Labor-OT	0	0	0	5,813.90	.00	-5,813.90	100.0%*
10128 52000 Labor-Vaction	0	0	0	19,087.40	.00	-19,087.40	100.0%*
10128 52100 Labor-Holiday	0	0	0	7,264.64	.00	-7,264.64	100.0%*
10128 53000 Labor-Sick	0	0	0	8,467.98	.00	-8,467.98	100.0%*
10128 54000 Labor-Other	0	0	0	23,652.22	.00	-23,652.22	100.0%*
10128 58000 Associated-Health I	0	0	0	46,613.13	.00	-46,613.13	100.0%*
10128 58100 Associated-FICA	0	0	0	16,288.37	.00	-16,288.37	100.0%*
10128 58200 Associated-PERA	0	0	0	18,869.88	.00	-18,869.88	100.0%*
10128 58300 Associated-RHCA	0	0	0	3,856.36	.00	-3,856.36	100.0%*
10128 58900 Associated-Other	0	0	0	36.80	.00	-36.80	100.0%*
10130 Fire - Admin							
10130 50100 Direct-Directors	0	0	0	.00	.00	.00	.0%

FOR 2020 09

	ORIGINAL APPROP	TRANFRS/ ADJSTMTS	REVISED BUDGET	YTD ACTUAL	ENCUMBRANCES	AVAILABLE BUDGET	PCT USED
10130 50400 Direct-Fire Depart	0	0	0	.00	.00	.00	.0%
10130 50500 Labor-Regular	6,091,672	0	6,091,672	476,548.43	.00	5,615,123.57	7.8%
10130 51000 Labor-OT	0	0	0	49,508.93	.00	-49,508.93	100.0%*
10130 52000 Labor-Vaction	0	0	0	62,103.39	.00	-62,103.39	100.0%*
10130 52100 Labor-Holiday	0	0	0	25,324.55	.00	-25,324.55	100.0%*
10130 53000 Labor-Sick	0	0	0	13,078.51	.00	-13,078.51	100.0%*
10130 54000 Labor-Other	0	351,259	351,259	60,201.50	.00	291,057.50	17.1%
10130 55000 Labor-Allowances	0	0	0	8,813.75	.00	-8,813.75	100.0%*
10130 58000 Associated-Health I	1,292,916	0	1,292,916	138,966.87	.00	1,153,949.13	10.7%
10130 58100 Associated-FICA	466,013	0	466,013	51,582.27	.00	414,430.73	11.1%
10130 58200 Associated-PERA	1,107,125	0	1,107,125	105,561.52	.00	1,001,563.48	9.5%
10130 58300 Associated-RHCA	144,446	0	144,446	13,208.80	.00	131,237.20	9.1%
10130 58900 Associated-Other	720	0	720	59.80	.00	660.20	8.3%
10130 61000 ConProf-Advertising	0	0	0	387.54	129.46	-517.00	100.0%*
10130 61200 ConProf-General	42,175	22,288	64,463	52,047.64	2,773.55	9,641.81	85.0%
10130 63900 Fees-Misc	0	0	0	50.00	59.21	-109.21	100.0%*
10130 64115 Ops-Comp Hardware/S	0	0	0	906.70	16,817.08	-17,723.78	100.0%*
10130 64130 Ops-COVID19	0	0	0	1,286.95	-1,286.95	.00	.0%
10130 64225 Ops-Fire EMS	112,000	10,125	122,125	87,064.07	13,457.49	21,603.44	82.3%
10130 64275 Ops-Fire HAZ-MAT	7,000	0	7,000	1,190.30	.00	5,809.70	17.0%
10130 64300 Ops-Fire Prevention	8,100	125,000	133,100	197.27	93,953.60	38,949.13	70.7%
10130 64475 Ops-Material & Supp	321,900	7,000	328,900	76,402.05	22,530.24	229,967.71	30.1%
10130 64575 Ops-PPE	0	0	0	13,422.77	33,511.40	-46,934.17	100.0%*
10130 64600 Ops-Postage & Shipp	2,100	0	2,100	448.01	1,091.84	560.15	73.3%
10130 64650 Ops-Recruitment	0	0	0	.00	250.00	-250.00	100.0%*
10130 64800 Ops-Uniforms	60,000	0	60,000	6,417.13	42,156.07	11,426.80	81.0%
10130 64825 Ops-Vehicle	88,700	0	88,700	47.47	.00	88,652.53	.1%
10130 64990 Ops-Misc	0	0	0	128.36	.00	-128.36	100.0%*
10130 65000 Maint-Building	52,800	0	52,800	13,234.94	4,451.60	35,113.46	33.5%
10130 65050 Maint-Equipment	35,700	0	35,700	26,250.45	3,293.91	6,155.64	82.8%
10130 65550 Maint-Vehicle	75,000	45,000	120,000	18,258.45	46,356.24	55,385.31	53.8%
10130 66000 Empl-Dues & Subscri	6,300	0	6,300	1,342.00	957.00	4,001.00	36.5%
10130 66100 Empl-Training	52,000	0	52,000	16,705.71	4,890.04	30,404.25	41.5%
10130 66200 Empl-Per Diem	34,800	0	34,800	22,577.15	11,139.35	1,083.50	96.9%
10130 66400 Empl-Transportation	1,000	0	1,000	622.26	.00	377.74	62.2%
10130 66500 Empl-Personnel	10,200	0	10,200	4,097.07	80.46	6,022.47	41.0%
10130 66600 Empl-Service Awards	0	0	0	96.03	.00	-96.03	100.0%*
10130 66900 Empl-Misc	0	0	0	150.00	200.00	-350.00	100.0%*
10130 67100 Util-Electric	68,700	0	68,700	.00	.00	68,700.00	.0%
10130 67400 Util-Telephone & Co	28,700	0	28,700	5,044.13	3,655.87	20,000.00	30.3%
10130 80200 Cap-Buildings	1,470,000	150,000	1,620,000	547,702.26	868,654.39	203,643.35	87.4%
10130 80500 Cap-Equipment	513,778	149,887	663,665	224,068.61	413,171.80	26,424.86	96.0%
10131 Fire - Operations							
10131 61200 ConProf-General	0	0	0	4,416.18	541.13	-4,957.31	100.0%*

FOR 2020 09

	ORIGINAL APPROP	TRANFRS/ ADJSTMTS	REVISED BUDGET	YTD ACTUAL	ENCUMBRANCES	AVAILABLE BUDGET	PCT USED
10131 61900 ConProf-Misc	0	0	0	1,303.00	.00	-1,303.00	100.0%*
10131 64225 Ops-Fire EMS	0	0	0	2,143.58	.00	-2,143.58	100.0%*
10131 64275 Ops-Fire HAZ-MAT	0	0	0	2,849.12	.00	-2,849.12	100.0%*
10131 64300 Ops-Fire Prevention	0	0	0	5,925.29	.00	-5,925.29	100.0%*
10131 64475 Ops-Material & Supp	0	0	0	51,590.05	2,653.39	-54,243.44	100.0%*
10131 64575 Ops-PPE	0	0	0	5,651.46	.00	-5,651.46	100.0%*
10131 64600 Ops-Postage & Shipp	0	0	0	37.88	.00	-37.88	100.0%*
10131 64775 Ops-Tools & Equip	0	0	0	925.99	.00	-925.99	100.0%*
10131 64800 Ops-Uniforms	0	0	0	9,357.49	77.94	-9,435.43	100.0%*
10131 64825 Ops-Vehicle	0	0	0	55,616.49	13,572.44	-69,188.93	100.0%*
10131 65000 Maint-Building	0	0	0	17,265.63	5,734.51	-23,000.14	100.0%*
10131 65050 Maint-Equipment	0	0	0	1,518.46	4,421.00	-5,939.46	100.0%*
10131 65500 Maint-Turf	0	0	0	28.47	.00	-28.47	100.0%*
10131 65550 Maint-Vehicle	0	0	0	10,860.32	4,666.45	-15,526.77	100.0%*
10131 66000 Empl-Dues & Subscri	0	0	0	6,953.00	600.00	-7,553.00	100.0%*
10131 66100 Empl-Training	0	0	0	5,855.55	.00	-5,855.55	100.0%*
10131 66200 Empl-Per Diem	0	0	0	2,903.60	2,758.81	-5,662.41	100.0%*
10131 66500 Empl-Personnel	0	0	0	16.35	2,841.96	-2,858.31	100.0%*
10131 67100 Util-Electric	0	0	0	18,976.26	9,973.74	-28,950.00	100.0%*
10131 67200 Util-Gas	0	0	0	6,012.97	4,387.75	-10,400.72	100.0%*
10131 67400 Util-Telephone & Co	0	0	0	19,077.84	7,506.35	-26,584.19	100.0%*
10131 67500 Util-Water	0	0	0	23,328.45	8,391.55	-31,720.00	100.0%*
10132 Fire - EMS							
10132 50400 Direct-Fire Depart	0	0	0	.00	.00	.00	.0%
10132 50500 Labor-Regular	0	0	0	464,498.74	.00	-464,498.74	100.0%*
10132 51000 Labor-OT	0	0	0	363.81	.00	-363.81	100.0%*
10132 55000 Labor-Allowances	0	0	0	1,200.00	.00	-1,200.00	100.0%*
10132 58000 Associated-Health I	0	0	0	74,414.40	.00	-74,414.40	100.0%*
10132 58100 Associated-FICA	0	0	0	33,741.53	.00	-33,741.53	100.0%*
10132 58200 Associated-PERA	0	0	0	68,582.31	.00	-68,582.31	100.0%*
10132 58300 Associated-RHCA	0	0	0	7,872.84	.00	-7,872.84	100.0%*
10132 61200 ConProf-General	0	0	0	15,487.06	11,063.92	-26,550.98	100.0%*
10132 64225 Ops-Fire EMS	0	0	0	28,781.81	20,041.20	-48,823.01	100.0%*
10132 65050 Maint-Equipment	0	0	0	1,750.00	300.00	-2,050.00	100.0%*
10132 65550 Maint-Vehicle	0	0	0	2,050.10	.00	-2,050.10	100.0%*
10132 66000 Empl-Dues & Subscri	0	0	0	249.00	.00	-249.00	100.0%*
10133 Fire - Suppression							
10133 50400 Direct-Fire Depart	0	0	0	.00	.00	.00	.0%

FOR 2020 09

	ORIGINAL APPROP	TRANFRS/ ADJSTMTS	REVISED BUDGET	YTD ACTUAL	ENCUMBRANCES	AVAILABLE BUDGET	PCT USED
10133 50500 Labor-Regular	0	0	0	3,088,876.72	.00	-3,088,876.72	100.0%*
10133 51000 Labor-OT	0	0	0	803,611.80	.00	-803,611.80	100.0%*
10133 52000 Labor-Vaction	0	0	0	4,853.28	.00	-4,853.28	100.0%*
10133 53000 Labor-Sick	0	0	0	5,464.77	.00	-5,464.77	100.0%*
10133 54000 Labor-Other	0	0	0	265,373.90	.00	-265,373.90	100.0%*
10133 55000 Labor-Allowances	0	0	0	20,925.00	.00	-20,925.00	100.0%*
10133 58000 Associated-Health I	0	0	0	588,259.02	.00	-588,259.02	100.0%*
10133 58100 Associated-FICA	0	0	0	295,659.27	.00	-295,659.27	100.0%*
10133 58200 Associated-PERA	0	0	0	648,468.80	.00	-648,468.80	100.0%*
10133 58300 Associated-RHCA	0	0	0	74,026.93	.00	-74,026.93	100.0%*
10133 58900 Associated-Other	0	0	0	395.60	.00	-395.60	100.0%*
10133 61200 ConProf-General	0	0	0	1,711.07	.00	-1,711.07	100.0%*
10133 64225 Ops-Fire EMS	0	0	0	1,509.53	.00	-1,509.53	100.0%*
10133 64475 Ops-Material & Supp	0	0	0	1,672.26	.00	-1,672.26	100.0%*
10133 64575 Ops-PPE	0	0	0	41,819.55	.00	-41,819.55	100.0%*
10133 64775 Ops-Tools & Equip	0	0	0	2,031.90	335.89	-2,367.79	100.0%*
10133 64800 Ops-Uniforms	0	0	0	17,406.72	315.75	-17,722.47	100.0%*
10133 65050 Maint-Equipment	0	0	0	258.20	.00	-258.20	100.0%*
10133 65550 Maint-Vehicle	0	0	0	100.00	.00	-100.00	100.0%*
10133 66000 Empl-Dues & Subscri	0	0	0	255.00	.00	-255.00	100.0%*
10133 66200 Empl-Per Diem	0	0	0	32.00	.00	-32.00	100.0%*
10133 66500 Empl-Personnel	0	0	0	1,291.44	565.95	-1,857.39	100.0%*
10133 66600 Empl-Service Awards	0	0	0	231.03	.00	-231.03	100.0%*
10134 Fire - PFA							
10134 50400 Direct-Fire Depart	0	0	0	.00	.00	.00	.0%
10134 50500 Labor-Regular	0	0	0	136,041.96	.00	-136,041.96	100.0%*
10134 51000 Labor-OT	0	0	0	913.11	.00	-913.11	100.0%*
10134 52000 Labor-Vaction	0	0	0	10,099.54	.00	-10,099.54	100.0%*
10134 52100 Labor-Holiday	0	0	0	6,509.92	.00	-6,509.92	100.0%*
10134 53000 Labor-Sick	0	0	0	4,662.57	.00	-4,662.57	100.0%*
10134 54000 Labor-Other	0	0	0	16,502.11	.00	-16,502.11	100.0%*
10134 55000 Labor-Allowances	0	0	0	3,703.75	.00	-3,703.75	100.0%*
10134 58000 Associated-Health I	0	0	0	34,920.72	.00	-34,920.72	100.0%*
10134 58100 Associated-FICA	0	0	0	12,625.97	.00	-12,625.97	100.0%*
10134 58200 Associated-PERA	0	0	0	15,167.76	.00	-15,167.76	100.0%*
10134 58300 Associated-RHCA	0	0	0	3,100.26	.00	-3,100.26	100.0%*
10134 58900 Associated-Other	0	0	0	20.70	.00	-20.70	100.0%*
10134 64475 Ops-Material & Supp	0	0	0	2,452.77	.00	-2,452.77	100.0%*
10134 64575 Ops-PPE	0	0	0	84.15	.00	-84.15	100.0%*
10134 64775 Ops-Tools & Equip	0	0	0	1,151.35	.00	-1,151.35	100.0%*
10134 64800 Ops-Uniforms	0	0	0	1,614.72	.00	-1,614.72	100.0%*

FOR 2020 09

	ORIGINAL APPROP	TRANFRS/ ADJSTMTS	REVISED BUDGET	YTD ACTUAL	ENCUMBRANCES	AVAILABLE BUDGET	PCT USED
10134 65000 Maint-Building	0	0	0	559.74	.00	-559.74	100.0%*
10134 65050 Maint-Equipment	0	0	0	4,740.41	4,081.81	-8,822.22	100.0%*
10134 65550 Maint-Vehicle	0	0	0	57,872.11	10,745.23	-68,617.34	100.0%*
10134 66400 Empl-Transportation	0	0	0	200.00	.00	-200.00	100.0%*
10134 66600 Empl-Service Awards	0	0	0	96.03	.00	-96.03	100.0%*
10135 Fire - Specialty Teams							
10135 64275 Ops-Fire HAZ-MAT	0	0	0	1,700.00	.00	-1,700.00	100.0%*
10135 64475 Ops-Material & Supp	0	0	0	4,101.93	.00	-4,101.93	100.0%*
10135 64775 Ops-Tools & Equip	0	0	0	37.29	.00	-37.29	100.0%*
10135 65550 Maint-Vehicle	0	0	0	882.45	.00	-882.45	100.0%*
10135 66000 Empl-Dues & Subscri	0	0	0	260.00	260.00	-520.00	100.0%*
10135 66100 Empl-Training	0	0	0	.00	660.00	-660.00	100.0%*
10135 66200 Empl-Per Diem	0	0	0	3,113.62	.00	-3,113.62	100.0%*
10140 Community Development							
10140 50100 Direct-Directors	0	0	0	.00	.00	.00	.0%
10140 50500 Labor-Regular	297,801	0	297,801	185,615.23	.00	112,185.77	62.3%
10140 52000 Labor-Vaction	0	0	0	21,474.58	.00	-21,474.58	100.0%*
10140 52100 Labor-Holiday	0	0	0	9,490.82	.00	-9,490.82	100.0%*
10140 53000 Labor-Sick	0	0	0	616.81	.00	-616.81	100.0%*
10140 54000 Labor-Other	0	0	0	375.00	.00	-375.00	100.0%*
10140 55000 Labor-Allowances	0	0	0	9,468.75	.00	-9,468.75	100.0%*
10140 58000 Associated-Health I	1,094	0	1,094	4,674.72	.00	-3,580.72	427.3%*
10140 58100 Associated-FICA	22,782	0	22,782	17,209.05	.00	5,572.95	75.5%
10140 58200 Associated-PERA	26,752	0	26,752	21,060.53	.00	5,691.47	78.7%
10140 58300 Associated-RHCA	10,505	0	10,505	4,303.41	.00	6,201.59	41.0%
10140 58900 Associated-Other	30	0	30	20.70	.00	9.30	69.0%
10140 61000 ConProf-Advertising	500	0	500	1,087.85	129.46	-717.31	243.5%*
10140 61200 ConProf-General	53,300	0	53,300	35,817.92	10,215.07	7,267.01	86.4%
10140 61900 ConProf-Misc	0	50,000	50,000	50,000.00	.00	.00	100.0%
10140 64475 Ops-Material & Supp	25,000	0	25,000	5,765.38	2,637.85	16,596.77	33.6%
10140 64600 Ops-Postage & Shipp	200	0	200	188.03	189.47	-177.50	188.8%*
10140 64800 Ops-Uniforms	0	0	0	22.00	54.00	-76.00	100.0%*
10140 64825 Ops-Vehicle	100	0	100	218.05	145.31	-263.36	363.4%*
10140 65000 Maint-Building	0	0	0	788.53	-140.71	-647.82	100.0%*
10140 65150 Maint-Halagueno Art	7,500	0	7,500	2,809.93	4,119.02	571.05	92.4%
10140 65200 Maint-Leased Proper	0	0	0	45.00	406.88	-451.88	100.0%*
10140 65550 Maint-Vehicle	100	0	100	45.42	.00	54.58	45.4%
10140 66000 Empl-Dues & Subscri	900	0	900	608.94	300.00	-8.94	101.0%*

FOR 2020 09

	ORIGINAL APPROP	TRANFRS/ ADJSTMTS	REVISED BUDGET	YTD ACTUAL	ENCUMBRANCES	AVAILABLE BUDGET	PCT USED
10140 66100 Empl-Training	2,000	0	2,000	1,142.91	.00	857.09	57.1%
10140 66200 Empl-Per Diem	2,300	0	2,300	1,417.46	604.38	278.16	87.9%
10140 66300 Empl-Mileage	1,500	0	1,500	860.98	.00	639.02	57.4%
10140 66400 Empl-Transportation	1,000	0	1,000	.00	.00	1,000.00	.0%
10140 66500 Empl-Personnel	100	0	100	.00	.00	100.00	.0%
10140 67100 Util-Electric	3,500	0	3,500	1,282.43	467.57	1,750.00	50.0%
10140 67500 Util-Water	0	0	0	986.12	763.88	-1,750.00	100.0%*
10140 80200 Cap-Buildings	0	65,800	65,800	65,772.75	.00	27.25	100.0%
10140 80300 Cap-Improvements	300,000	0	300,000	20,528.35	199,048.73	80,422.92	73.2%
10141 Library							
10141 50500 Labor-Regular	497,779	0	497,779	308,839.23	.00	188,939.77	62.0%
10141 50600 Direct-Part-time	0	0	0	.00	.00	.00	.0%
10141 51000 Labor-OT	0	0	0	115.62	.00	-115.62	100.0%*
10141 52000 Labor-Vaction	0	0	0	39,295.85	.00	-39,295.85	100.0%*
10141 52100 Labor-Holiday	0	0	0	12,924.88	.00	-12,924.88	100.0%*
10141 53000 Labor-Sick	0	0	0	6,351.02	.00	-6,351.02	100.0%*
10141 54000 Labor-Other	0	23,562	23,562	23,027.42	.00	534.58	97.7%
10141 55000 Labor-Allowances	0	0	0	1,967.50	.00	-1,967.50	100.0%*
10141 58000 Associated-Health I	100,407	0	100,407	65,312.51	.00	35,094.49	65.0%
10141 58100 Associated-FICA	38,080	0	38,080	28,289.11	.00	9,790.89	74.3%
10141 58200 Associated-PERA	36,817	0	36,817	27,913.18	.00	8,903.82	75.8%
10141 58300 Associated-RHCA	8,674	0	8,674	5,703.76	.00	2,970.24	65.8%
10141 58900 Associated-Other	150	0	150	105.20	.00	44.80	70.1%
10141 61200 ConProf-General	17,200	0	17,200	14,073.00	2,104.69	1,022.31	94.1%
10141 61900 ConProf-Misc	0	0	0	258.33	.00	-258.33	100.0%*
10141 64075 Ops-Books	55,000	0	55,000	44,160.93	9,925.96	913.11	98.3%
10141 64430 Ops-Library Grants	0	35,128	35,128	9,851.20	8,930.42	16,346.23	53.5%
10141 64475 Ops-Material & Supp	58,324	-33,324	25,000	12,657.09	1,523.82	10,819.09	56.7%
10141 64600 Ops-Postage & Shipp	4,500	0	4,500	4,010.50	.00	489.50	89.1%
10141 64800 Ops-Uniforms	200	0	200	437.00	.00	-237.00	218.5%*
10141 65000 Maint-Building	10,000	0	10,000	7,003.36	2,317.97	678.67	93.2%
10141 65050 Maint-Equipment	4,500	0	4,500	376.06	.00	4,123.94	8.4%
10141 66000 Empl-Dues & Subscri	2,500	0	2,500	840.00	.00	1,660.00	33.6%
10141 66100 Empl-Training	500	0	500	40.00	184.00	276.00	44.8%
10141 66200 Empl-Per Diem	500	0	500	245.75	.00	254.25	49.2%
10141 66400 Empl-Transportation	0	0	0	501.23	.00	-501.23	100.0%*
10141 66500 Empl-Personnel	400	0	400	110.00	.00	290.00	27.5%
10141 66900 Empl-Misc	0	0	0	90.89	.00	-90.89	100.0%*
10141 67100 Util-Electric	49,900	0	49,900	18,182.05	11,817.95	19,900.00	60.1%
10141 67200 Util-Gas	0	0	0	3,074.90	577.61	-3,652.51	100.0%*
10141 67400 Util-Telephone & Co	6,300	0	6,300	3,880.83	894.17	1,525.00	75.8%

FOR 2020 09

	ORIGINAL APPROP	TRANFRS/ ADJSTMTS	REVISED BUDGET	YTD ACTUAL	ENCUMBRANCES	AVAILABLE BUDGET	PCT USED
10141 67500 Util-Water	0	0	0	10,653.18	5,346.82	-16,000.00	100.0%*
10141 80300 Cap-Improvements	123,000	0	123,000	.00	74,029.35	48,970.65	60.2%
10141 80500 Cap-Equipment	15,000	0	15,000	15,000.00	.00	.00	100.0%
10142 Museum							
10142 50200 Direct-Administrati	0	0	0	.00	.00	.00	.0%
10142 50500 Labor-Regular	193,745	0	193,745	126,684.29	.00	67,060.71	65.4%
10142 50600 Direct-Part-time	0	0	0	.00	.00	.00	.0%
10142 51000 Labor-OT	0	0	0	956.53	.00	-956.53	100.0%*
10142 52000 Labor-Vaction	0	0	0	7,386.92	.00	-7,386.92	100.0%*
10142 52100 Labor-Holiday	0	0	0	6,164.08	.00	-6,164.08	100.0%*
10142 53000 Labor-Sick	0	0	0	2,786.39	.00	-2,786.39	100.0%*
10142 54000 Labor-Other	0	7,604	7,604	7,438.24	.00	165.76	97.8%
10142 55000 Labor-Allowances	0	0	0	468.75	.00	-468.75	100.0%*
10142 58000 Associated-Health I	24,909	0	24,909	16,588.08	.00	8,320.92	66.6%
10142 58100 Associated-FICA	14,822	0	14,822	11,181.84	.00	3,640.16	75.4%
10142 58200 Associated-PERA	18,109	0	18,109	13,674.92	.00	4,434.08	75.5%
10142 58300 Associated-RHCA	4,266	0	4,266	2,794.10	.00	1,471.90	65.5%
10142 58900 Associated-Other	40	0	40	27.60	.00	12.40	69.0%
10142 61200 ConProf-General	17,700	0	17,700	35,096.29	4,045.05	-21,441.34	221.1%*
10142 64175 Ops-Exhibits	70,000	0	70,000	33,657.37	5,412.72	30,929.91	55.8%
10142 64475 Ops-Material & Supp	11,300	0	11,300	17,826.90	1,142.18	-7,669.08	167.9%*
10142 64600 Ops-Postage & Shipp	100	0	100	115.43	.00	-15.43	115.4%*
10142 65000 Maint-Building	8,000	0	8,000	2,075.19	861.16	5,063.65	36.7%
10142 65050 Maint-Equipment	100	0	100	.00	.00	100.00	.0%
10142 65100 Maint-Fine Arts	10,000	0	10,000	.00	204.53	9,795.47	2.0%
10142 65150 Maint-Halagueno Art	0	0	0	.00	87.20	-87.20	100.0%*
10142 66000 Empl-Dues & Subscri	2,500	0	2,500	988.04	4,349.79	-2,837.83	213.5%*
10142 66100 Empl-Training	600	0	600	.00	.00	600.00	.0%
10142 66200 Empl-Per Diem	800	0	800	173.58	.00	626.42	21.7%
10142 66500 Empl-Personnel	400	0	400	.00	.00	400.00	.0%
10142 67400 Util-Telephone & Co	2,000	0	2,000	540.77	319.32	1,139.91	43.0%
10142 80300 Cap-Improvements	570,000	0	570,000	21,324.12	535,064.26	13,611.62	97.6%
10142 80500 Cap-Equipment	9,000	0	9,000	6,590.53	.00	2,409.47	73.2%
10143 Performing Arts Center							
10143 61200 ConProf-General	103,400	0	103,400	73,121.57	32,777.54	-2,499.11	102.4%*
10143 64475 Ops-Material & Supp	1,000	0	1,000	195.81	196.95	607.24	39.3%
10143 65000 Maint-Building	10,000	0	10,000	3,554.80	2,607.11	3,838.09	61.6%
10143 65050 Maint-Equipment	2,000	0	2,000	3,692.36	.00	-1,692.36	184.6%*

FOR 2020 09

	ORIGINAL APPROP	TRANFRS/ ADJSTMTS	REVISED BUDGET	YTD ACTUAL	ENCUMBRANCES	AVAILABLE BUDGET	PCT USED
10143 67100 Util-Electric	40,000	0	40,000	17,391.95	1,608.05	21,000.00	47.5%
10143 67200 Util-Gas	0	0	0	2,516.68	4,525.44	-7,042.12	100.0%*
10143 67500 Util-Water	0	0	0	5,516.88	8,483.12	-14,000.00	100.0%*
10143 80300 Cap-Improvements	550,000	0	550,000	437,426.72	28,996.34	83,576.94	84.8%
10144 Airport							
10144 50500 Labor-Regular	283,502	0	283,502	161,589.37	.00	121,912.63	57.0%
10144 51000 Labor-OT	0	0	0	3,426.84	.00	-3,426.84	100.0%*
10144 52000 Labor-Vaction	0	0	0	9,134.08	.00	-9,134.08	100.0%*
10144 52100 Labor-Holiday	0	0	0	8,103.60	.00	-8,103.60	100.0%*
10144 53000 Labor-Sick	0	0	0	3,709.31	.00	-3,709.31	100.0%*
10144 54000 Labor-Other	0	6,619	6,619	8,984.41	.00	-2,365.41	135.7%*
10144 55000 Labor-Allowances	0	0	0	3,018.75	.00	-3,018.75	100.0%*
10144 58000 Associated-Health I	46,645	0	46,645	14,907.80	.00	31,737.20	32.0%
10144 58100 Associated-FICA	21,688	0	21,688	14,754.90	.00	6,933.10	68.0%
10144 58200 Associated-PERA	23,776	0	23,776	17,737.03	.00	6,038.97	74.6%
10144 58300 Associated-RHCA	5,602	0	5,602	3,597.96	.00	2,004.04	64.2%
10144 58900 Associated-Other	40	0	40	27.60	.00	12.40	69.0%
10144 61200 ConProf-General	16,200	0	16,200	12,682.64	3,232.41	284.95	98.2%
10144 63300 Fees-Public Notices	200	0	200	.00	.00	200.00	.0%
10144 64475 Ops-Material & Supp	2,800	0	2,800	3,261.49	123.13	-584.62	120.9%*
10144 64600 Ops-Postage & Shipp	200	0	200	233.73	.00	-33.73	116.9%*
10144 64800 Ops-Uniforms	1,000	0	1,000	1,164.00	.00	-164.00	116.4%*
10144 64825 Ops-Vehicle	11,000	0	11,000	6,967.05	3,884.53	148.42	98.7%
10144 65000 Maint-Building	2,800	0	2,800	7,304.26	1,049.88	-5,554.14	298.4%*
10144 65050 Maint-Equipment	17,300	-252	17,048	5,654.07	1,045.92	10,347.76	39.3%
10144 65550 Maint-Vehicle	1,700	0	1,700	1,454.11	154.99	90.90	94.7%
10144 66000 Empl-Dues & Subscri	200	0	200	75.00	95.00	30.00	85.0%
10144 66100 Empl-Training	800	0	800	.00	2,030.00	-1,230.00	253.8%*
10144 66200 Empl-Per Diem	500	0	500	12.00	.00	488.00	2.4%
10144 66500 Empl-Personnel	900	0	900	34.71	.00	865.29	3.9%
10144 66600 Empl-Service Awards	0	0	0	135.00	.00	-135.00	100.0%*
10144 67000 Util-Airfield Light	14,500	0	14,500	670.00	2,225.00	11,605.00	20.0%
10144 67100 Util-Electric	31,200	0	31,200	20,679.27	3,120.73	7,400.00	76.3%
10144 67200 Util-Gas	0	0	0	1,038.20	455.08	-1,493.28	100.0%*
10144 67400 Util-Telephone & Co	1,700	0	1,700	1,172.85	769.64	-242.49	114.3%*
10144 67500 Util-Water	0	0	0	5,340.93	659.07	-6,000.00	100.0%*
10144 80300 Cap-Improvements	118,640	163	118,803	48,803.33	69,431.54	568.46	99.5%
10144 80500 Cap-Equipment	185,000	89	185,089	13,357.11	15,238.31	156,493.50	15.4%
10145 Riverwalk Recreation							
10145 50200 Direct-Administrati	0	0	0	.00	.00	.00	.0%

FOR 2020 09

	ORIGINAL APPROP	TRANFRS/ ADJSTMTS	REVISED BUDGET	YTD ACTUAL	ENCUMBRANCES	AVAILABLE BUDGET	PCT USED
10145 50500 Labor-Regular	363,179	0	363,179	238,049.73	.00	125,129.27	65.5%
10145 50600 Direct-Part-time	0	0	0	.00	.00	.00	.0%
10145 51000 Labor-OT	0	0	0	3,193.97	.00	-3,193.97	100.0%*
10145 52000 Labor-Vaction	0	0	0	9,665.61	.00	-9,665.61	100.0%*
10145 52100 Labor-Holiday	0	0	0	8,483.77	.00	-8,483.77	100.0%*
10145 53000 Labor-Sick	0	0	0	7,863.43	.00	-7,863.43	100.0%*
10145 54000 Labor-Other	0	6,447	6,447	6,417.86	.00	29.14	99.5%
10145 55000 Labor-Allowances	0	0	0	468.75	.00	-468.75	100.0%*
10145 58000 Associated-Health I	44,194	0	44,194	20,331.20	.00	23,862.80	46.0%
10145 58100 Associated-FICA	27,783	0	27,783	20,320.33	.00	7,462.67	73.1%
10145 58200 Associated-PERA	24,261	0	24,261	18,684.33	.00	5,576.67	77.0%
10145 58300 Associated-RHCA	5,716	0	5,716	3,817.87	.00	1,898.13	66.8%
10145 58900 Associated-Other	180	0	180	102.90	.00	77.10	57.2%
10145 61200 ConProf-General	4,200	0	4,200	2,881.72	1,042.47	275.81	93.4%
10145 64475 Ops-Material & Supp	46,450	0	46,450	28,143.96	7,656.60	10,649.44	77.1%
10145 64800 Ops-Uniforms	1,000	0	1,000	.00	1,100.75	-100.75	110.1%*
10145 64825 Ops-Vehicle	500	0	500	.00	.00	500.00	.0%
10145 65000 Maint-Building	25,000	0	25,000	16,573.08	20,795.18	-12,368.26	149.5%*
10145 65050 Maint-Equipment	10,000	0	10,000	6,265.92	2,559.08	1,175.00	88.3%
10145 65550 Maint-Vehicle	500	0	500	4,204.13	9,240.94	-12,945.07	2689.0%*
10145 66000 Empl-Dues & Subscri	300	0	300	.00	.00	300.00	.0%
10145 66100 Empl-Training	1,000	0	1,000	200.00	.00	800.00	20.0%
10145 66300 Empl-Mileage	500	0	500	.00	.00	500.00	.0%
10145 66500 Empl-Personnel	500	0	500	688.84	.00	-188.84	137.8%*
10145 67100 Util-Electric	54,000	0	54,000	13,209.18	6,790.82	34,000.00	37.0%
10145 67200 Util-Gas	0	0	0	4,770.05	4,271.59	-9,041.64	100.0%*
10145 67400 Util-Telephone & Co	3,800	0	3,800	2,677.80	737.08	385.12	89.9%
10145 67500 Util-Water	0	0	0	8,995.81	4,004.19	-13,000.00	100.0%*
10145 80200 Cap-Buildings	100,000	0	100,000	6,458.75	2,152.91	91,388.34	8.6%
10145 80500 Cap-Equipment	56,290	0	56,290	29,686.92	5,840.50	20,762.58	63.1%
10146 Golf							
10146 50500 Labor-Regular	390,401	0	390,401	243,301.15	.00	147,099.85	62.3%
10146 50600 Direct-Part-time	0	0	0	.00	.00	.00	.0%
10146 51000 Labor-OT	0	0	0	2,849.93	.00	-2,849.93	100.0%*
10146 52000 Labor-Vaction	0	0	0	7,250.74	.00	-7,250.74	100.0%*
10146 52100 Labor-Holiday	0	0	0	9,190.48	.00	-9,190.48	100.0%*
10146 53000 Labor-Sick	0	0	0	4,546.57	.00	-4,546.57	100.0%*
10146 54000 Labor-Other	0	8,987	8,987	6,907.88	.00	2,079.12	76.9%
10146 55000 Labor-Allowances	0	0	0	4,263.75	.00	-4,263.75	100.0%*
10146 58000 Associated-Health I	93,121	0	93,121	29,669.69	.00	63,451.31	31.9%
10146 58100 Associated-FICA	29,866	0	29,866	20,562.32	.00	9,303.68	68.8%

FOR 2020 09

	ORIGINAL APPROP	TRANFRS/ ADJSTMTS	REVISED BUDGET	YTD ACTUAL	ENCUMBRANCES	AVAILABLE BUDGET	PCT USED
10146 58200 Associated-PERA	32,776	0	32,776	24,612.77	.00	8,163.23	75.1%
10146 58300 Associated-RHCA	7,722	0	7,722	5,029.40	.00	2,692.60	65.1%
10146 58900 Associated-Other	100	0	100	46.00	.00	54.00	46.0%
10146 61200 ConProf-General	426,000	0	426,000	258,896.16	76,254.77	90,849.07	78.7%
10146 61650 ConProf-Oil & Gas	0	0	0	6,188.28	2,611.72	-8,800.00	100.0%*
10146 63250 Fees-Penalties & Fi	100	0	100	.00	.00	100.00	.0%
10146 63900 Fees-Misc	0	0	0	25.00	.00	-25.00	100.0%*
10146 64475 Ops-Material & Supp	47,400	0	47,400	29,031.35	8,222.08	10,146.57	78.6%
10146 64575 Ops-PPE	0	0	0	308.29	72.22	-380.51	100.0%*
10146 64775 Ops-Tools & Equip	0	0	0	369.00	.00	-369.00	100.0%*
10146 64800 Ops-Uniforms	700	0	700	285.35	.00	414.65	40.8%
10146 64825 Ops-Vehicle	8,800	0	8,800	906.13	.00	7,893.87	10.3%
10146 65000 Maint-Building	6,700	0	6,700	1,308.68	2,069.85	3,321.47	50.4%
10146 65050 Maint-Equipment	12,800	0	12,800	11,693.58	910.38	196.04	98.5%
10146 65500 Maint-Turf	96,000	0	96,000	32,317.00	23,400.00	40,283.00	58.0%
10146 65550 Maint-Vehicle	2,200	0	2,200	375.18	.00	1,824.82	17.1%
10146 66000 Empl-Dues & Subscri	700	0	700	135.00	400.00	165.00	76.4%
10146 66100 Empl-Training	1,000	0	1,000	140.00	.00	860.00	14.0%
10146 66200 Empl-Per Diem	300	0	300	339.96	.00	-39.96	113.3%*
10146 66500 Empl-Personnel	1,000	0	1,000	503.55	144.71	351.74	64.8%
10146 67100 Util-Electric	45,000	0	45,000	25,121.96	23,378.04	-3,500.00	107.8%*
10146 67200 Util-Gas	0	0	0	1,371.03	3,413.92	-4,784.95	100.0%*
10146 67400 Util-Telephone & Co	3,600	0	3,600	2,916.20	1,114.74	-430.94	112.0%*
10146 67500 Util-Water	0	0	0	2,577.43	4,315.17	-6,892.60	100.0%*
10146 80200 Cap-Buildings	145,000	50,000	195,000	.00	145,750.64	49,249.36	74.7%
10146 80300 Cap-Improvements	125,000	-28,080	96,920	48,858.63	9,782.00	38,279.37	60.5%
10146 80500 Cap-Equipment	188,000	28,080	216,080	129,515.94	33,792.50	52,771.56	75.6%
10147 Water Park							
10147 50500 Labor-Regular	263,916	0	263,916	180,236.06	.00	83,679.94	68.3%
10147 50600 Direct-Part-time	0	0	0	.00	.00	.00	.0%
10147 55000 Labor-Allowances	0	0	0	468.75	.00	-468.75	100.0%*
10147 58100 Associated-FICA	20,190	0	20,190	13,824.13	.00	6,365.87	68.5%
10147 58900 Associated-Other	290	0	290	6.90	.00	283.10	2.4%
10147 61000 ConProf-Advertising	1,000	0	1,000	1,087.11	129.47	-216.58	121.7%*
10147 61200 ConProf-General	9,500	0	9,500	5,747.09	8,879.74	-5,126.83	154.0%*
10147 64125 Ops-Concessions	5,000	0	5,000	1,378.93	2,774.55	846.52	83.1%
10147 64475 Ops-Material & Supp	25,000	4,000	29,000	19,825.98	2,454.21	6,719.81	76.8%
10147 64775 Ops-Tools & Equip	0	0	0	179.81	.00	-179.81	100.0%*
10147 64800 Ops-Uniforms	3,400	0	3,400	2,875.78	.00	524.22	84.6%
10147 64825 Ops-Vehicle	0	0	0	13.70	.00	-13.70	100.0%*
10147 65000 Maint-Building	6,500	0	6,500	2,285.79	113.66	4,100.55	36.9%

FOR 2020 09

	ORIGINAL APPROP	TRANFRS/ ADJSTMTS	REVISED BUDGET	YTD ACTUAL	ENCUMBRANCES	AVAILABLE BUDGET	PCT USED
10147 65050 Maint-Equipment	15,000	0	15,000	2,289.26	5,323.68	7,387.06	50.8%
10147 65300 Maint-Pool	25,000	0	25,000	.00	152.40	24,847.60	.6%
10147 66100 Empl-Training	1,200	0	1,200	645.45	250.00	304.55	74.6%
10147 66500 Empl-Personnel	500	0	500	352.97	468.84	-321.81	164.4%*
10147 67100 Util-Electric	27,200	8,500	35,700	12,256.27	1,243.73	22,200.00	37.8%
10147 67200 Util-Gas	0	0	0	1,922.70	4,993.68	-6,916.38	100.0%*
10147 67400 Util-Telephone & Co	4,100	0	4,100	2,866.79	983.21	250.00	93.9%
10147 67500 Util-Water	0	0	0	8,017.19	482.81	-8,500.00	100.0%*
10147 80500 Cap-Equipment	10,000	0	10,000	.00	.00	10,000.00	.0%
10148 Sr. Rec - San Jose							
10148 50200 Direct-Administrati	0	0	0	.00	.00	.00	.0%
10148 50500 Labor-Regular	167,383	0	167,383	115,977.46	.00	51,405.54	69.3%
10148 50600 Direct-Part-time	0	0	0	.00	.00	.00	.0%
10148 52000 Labor-Vaction	0	0	0	2,019.56	.00	-2,019.56	100.0%*
10148 52100 Labor-Holiday	0	0	0	4,656.72	.00	-4,656.72	100.0%*
10148 53000 Labor-Sick	0	0	0	3,702.60	.00	-3,702.60	100.0%*
10148 54000 Labor-Other	0	6,619	6,619	6,461.24	.00	157.76	97.6%
10148 55000 Labor-Allowances	0	0	0	468.75	.00	-468.75	100.0%*
10148 58000 Associated-Health I	21,736	0	21,736	14,483.92	.00	7,252.08	66.6%
10148 58100 Associated-FICA	12,805	0	12,805	9,783.46	.00	3,021.54	76.4%
10148 58200 Associated-PERA	12,276	0	12,276	9,708.22	.00	2,567.78	79.1%
10148 58300 Associated-RHCA	4,820	0	4,820	1,983.72	.00	2,836.28	41.2%
10148 58900 Associated-Other	50	0	50	34.50	.00	15.50	69.0%
10148 61200 ConProf-General	1,270	0	1,270	1,637.54	607.03	-974.57	176.7%*
10148 64475 Ops-Material & Supp	10,000	0	10,000	5,524.69	1,548.33	2,926.98	70.7%
10148 64600 Ops-Postage & Shipp	0	0	0	3.50	.00	-3.50	100.0%*
10148 64825 Ops-Vehicle	300	0	300	90.59	213.41	-4.00	101.3%*
10148 64875 Ops-Volunteer Recog	6,250	0	6,250	2,812.50	.00	3,437.50	45.0%
10148 65000 Maint-Building	10,000	0	10,000	3,889.90	.00	6,110.10	38.9%
10148 65050 Maint-Equipment	600	0	600	.00	.00	600.00	.0%
10148 65550 Maint-Vehicle	3,900	0	3,900	134.77	.00	3,765.23	3.5%
10148 66000 Empl-Dues & Subscri	200	0	200	.00	.00	200.00	.0%
10148 66100 Empl-Training	1,200	0	1,200	150.00	.00	1,050.00	12.5%
10148 66200 Empl-Per Diem	200	0	200	170.00	.00	30.00	85.0%
10148 66500 Empl-Personnel	200	0	200	.00	.00	200.00	.0%
10148 67100 Util-Electric	16,900	0	16,900	7,058.95	4,941.05	4,900.00	71.0%
10148 67200 Util-Gas	0	0	0	1,305.02	219.02	-1,524.04	100.0%*
10148 67400 Util-Telephone & Co	3,900	0	3,900	2,928.95	1,000.26	-29.21	100.7%*
10148 67500 Util-Water	0	0	0	2,959.09	540.91	-3,500.00	100.0%*
10149 Sr. Rec - N. Mesa							
10149 50200 Direct-Administrati	0	0	0	.00	.00	.00	.0%

FOR 2020 09

	ORIGINAL APPROP	TRANFRS/ ADJSTMTS	REVISED BUDGET	YTD ACTUAL	ENCUMBRANCES	AVAILABLE BUDGET	PCT USED
10149 50500 Labor-Regular	149,480	0	149,480	106,844.44	.00	42,635.56	71.5%
10149 50600 Direct-Part-time	0	0	0	.00	.00	.00	.0%
10149 52000 Labor-Vaction	0	0	0	1,402.86	.00	-1,402.86	100.0%*
10149 52100 Labor-Holiday	0	0	0	3,734.16	.00	-3,734.16	100.0%*
10149 53000 Labor-Sick	0	0	0	750.86	.00	-750.86	100.0%*
10149 54000 Labor-Other	0	3,310	3,310	3,324.37	.00	-14.37	100.4%*
10149 55000 Labor-Allowances	0	0	0	468.75	.00	-468.75	100.0%*
10149 58000 Associated-Health I	11,151	0	11,151	7,440.50	.00	3,710.50	66.7%
10149 58100 Associated-FICA	11,435	0	11,435	8,688.75	.00	2,746.25	76.0%
10149 58200 Associated-PERA	10,742	0	10,742	8,457.37	.00	2,284.63	78.7%
10149 58300 Associated-RHCA	4,218	0	4,218	1,728.16	.00	2,489.84	41.0%
10149 58900 Associated-Other	40	0	40	25.30	.00	14.70	63.3%
10149 61200 ConProf-General	5,100	0	5,100	6,361.09	877.58	-2,138.67	141.9%*
10149 64475 Ops-Material & Supp	25,000	0	25,000	14,273.30	3,591.78	7,134.92	71.5%
10149 64800 Ops-Uniforms	300	0	300	.00	.00	300.00	.0%
10149 64825 Ops-Vehicle	100	0	100	60.63	41.37	-2.00	102.0%*
10149 65000 Maint-Building	5,000	0	5,000	6,139.44	2,813.57	-3,953.01	179.1%*
10149 65050 Maint-Equipment	3,500	0	3,500	783.89	495.00	2,221.11	36.5%
10149 65550 Maint-Vehicle	100	0	100	.00	.00	100.00	.0%
10149 66100 Empl-Training	1,600	0	1,600	125.00	199.00	1,276.00	20.3%
10149 66200 Empl-Per Diem	100	0	100	.00	.00	100.00	.0%
10149 66500 Empl-Personnel	600	0	600	.00	.00	600.00	.0%
10149 67100 Util-Electric	15,000	0	15,000	7,224.73	3,775.27	4,000.00	73.3%
10149 67200 Util-Gas	0	0	0	1,034.72	1,122.45	-2,157.17	100.0%*
10149 67400 Util-Telephone & Co	4,500	0	4,500	.00	.00	4,500.00	.0%
10149 67500 Util-Water	0	0	0	1,658.50	1,141.50	-2,800.00	100.0%*
10149 80200 Cap-Buildings	15,000	0	15,000	.00	12,127.60	2,872.40	80.9%
10149 80300 Cap-Improvements	14,000	21,920	35,920	11,734.58	2,010.47	22,174.95	38.3%
10149 80500 Cap-Equipment	0	24,900	24,900	16,811.25	.00	8,088.75	67.5%
10150 Sr. Rec - Pate							
10150 61200 ConProf-General	0	0	0	1,122.84	1,763.11	-2,885.95	100.0%*
10150 64475 Ops-Material & Supp	0	0	0	66.00	.00	-66.00	100.0%*
10150 65000 Maint-Building	7,500	0	7,500	227.77	.00	7,272.23	3.0%
10150 67100 Util-Electric	5,600	0	5,600	1,766.98	1,233.02	2,600.00	53.6%
10150 67200 Util-Gas	0	0	0	213.09	26.28	-239.37	100.0%*
10150 67500 Util-Water	0	0	0	2,584.10	1,315.90	-3,900.00	100.0%*
10150 80300 Cap-Improvements	75,000	0	75,000	.00	.00	75,000.00	.0%
10151 Facility Maintenance							
10151 50200 Direct-Administrati	0	0	0	.00	.00	.00	.0%

FOR 2020 09

	ORIGINAL APPROP	TRANFRS/ ADJSTMTS	REVISED BUDGET	YTD ACTUAL	ENCUMBRANCES	AVAILABLE BUDGET	PCT USED
10151 50500 Labor-Regular	756,851	0	756,851	461,331.52	.00	295,519.48	61.0%
10151 51000 Labor-OT	0	0	0	20,543.75	.00	-20,543.75	100.0%*
10151 52000 Labor-Vaction	0	0	0	17,976.19	.00	-17,976.19	100.0%*
10151 52100 Labor-Holiday	0	0	0	17,531.60	.00	-17,531.60	100.0%*
10151 53000 Labor-Sick	0	0	0	15,461.96	.00	-15,461.96	100.0%*
10151 54000 Labor-Other	0	33,842	33,842	23,788.88	.00	10,053.12	70.3%
10151 55000 Labor-Allowances	0	0	0	12,498.75	.00	-12,498.75	100.0%*
10151 58000 Associated-Health I	0	215,201	215,201	93,097.69	.00	122,103.31	43.3%
10151 58100 Associated-FICA	57,899	0	57,899	41,018.22	.00	16,880.78	70.8%
10151 58200 Associated-PERA	65,989	0	65,989	47,556.83	.00	18,432.17	72.1%
10151 58300 Associated-RHCA	15,547	0	15,547	9,717.85	.00	5,829.15	62.5%
10151 58900 Associated-Other	150	0	150	101.20	.00	48.80	67.5%
10151 61200 ConProf-General	58,700	0	58,700	36,606.55	12,673.10	9,420.35	84.0%
10151 61900 ConProf-Misc	0	0	0	301.82	100.00	-401.82	100.0%*
10151 64475 Ops-Material & Supp	28,000	0	28,000	9,901.15	2,353.65	15,745.20	43.8%
10151 64575 Ops-PPE	0	0	0	95.82	62.20	-158.02	100.0%*
10151 64600 Ops-Postage & Shipp	100	0	100	.00	.00	100.00	.0%
10151 64775 Ops-Tools & Equip	13,000	0	13,000	9,537.68	3,445.00	17.32	99.9%
10151 64800 Ops-Uniforms	9,000	0	9,000	7,415.56	1,016.00	568.44	93.7%
10151 64825 Ops-Vehicle	8,700	0	8,700	5,102.50	4,287.42	-689.92	107.9%*
10151 65000 Maint-Building	50,000	0	50,000	14,143.79	6,125.45	29,730.76	40.5%
10151 65050 Maint-Equipment	10,000	0	10,000	7,064.52	1,767.26	1,168.22	88.3%
10151 65200 Maint-Leased Proper	110,000	-1,838	108,162	25,417.28	26,552.53	56,192.19	48.0%
10151 65550 Maint-Vehicle	6,000	0	6,000	2,261.29	488.64	3,250.07	45.8%
10151 66000 Empl-Dues & Subscri	500	0	500	43.00	.00	457.00	8.6%
10151 66100 Empl-Training	1,000	0	1,000	935.00	.00	65.00	93.5%
10151 66200 Empl-Per Diem	1,600	0	1,600	1,860.30	376.50	-636.80	139.8%*
10151 66500 Empl-Personnel	2,000	0	2,000	578.84	34.71	1,386.45	30.7%
10151 67400 Util-Telephone & Co	700	0	700	137.25	.00	562.75	19.6%
10151 80300 Cap-Improvements	70,500	2,638	73,138	49,708.52	10,655.50	12,773.98	82.5%
10151 80500 Cap-Equipment	54,826	-800	54,026	11,000.00	43,026.00	.00	100.0%
10152 Streets							
10152 50100 Direct-Directors	0	0	0	.00	.00	.00	.0%
10152 50200 Direct-Administrati	0	0	0	.00	.00	.00	.0%
10152 50500 Labor-Regular	1,163,043	0	1,163,043	705,815.08	.00	457,227.92	60.7%
10152 51000 Labor-OT	0	0	0	11,704.04	.00	-11,704.04	100.0%*
10152 52000 Labor-Vaction	0	0	0	39,179.54	.00	-39,179.54	100.0%*
10152 52100 Labor-Holiday	0	0	0	31,664.86	.00	-31,664.86	100.0%*
10152 53000 Labor-Sick	0	0	0	11,109.77	.00	-11,109.77	100.0%*
10152 54000 Labor-Other	0	54,624	54,624	47,845.00	.00	6,779.00	87.6%
10152 55000 Labor-Allowances	0	0	0	19,806.25	.00	-19,806.25	100.0%*

FOR 2020 09

	ORIGINAL APPROP	TRANFRS/ ADJSTMTS	REVISED BUDGET	YTD ACTUAL	ENCUMBRANCES	AVAILABLE BUDGET	PCT USED
10152 58000 Associated-Health I	269,284	0	269,284	139,596.09	.00	129,687.91	51.8%
10152 58100 Associated-FICA	88,973	0	88,973	62,328.50	.00	26,644.50	70.1%
10152 58200 Associated-PERA	105,454	0	105,454	75,558.63	.00	29,895.37	71.7%
10152 58300 Associated-RHCA	24,845	0	24,845	15,438.80	.00	9,406.20	62.1%
10152 58900 Associated-Other	180	0	180	119.30	.00	60.70	66.3%
10152 61200 ConProf-General	0	0	0	39,528.18	11,608.17	-51,136.35	100.0%*
10152 61900 ConProf-Misc	150,050	0	150,050	71,754.48	54,397.84	23,897.68	84.1%
10152 64475 Ops-Material & Supp	60,000	80,000	140,000	52,711.69	1,754.70	85,533.61	38.9%
10152 64575 Ops-PPE	0	0	0	487.76	14.00	-501.76	100.0%*
10152 64600 Ops-Postage & Shipp	100	0	100	63.65	.00	36.35	63.7%
10152 64725 Ops-Street Signs &	52,000	0	52,000	38,470.12	4,087.84	9,442.04	81.8%
10152 64800 Ops-Uniforms	8,000	0	8,000	5,690.30	879.48	1,430.22	82.1%
10152 64825 Ops-Vehicle	60,000	0	60,000	39,957.59	14,602.66	5,439.75	90.9%
10152 64990 Ops-Misc	0	0	0	4,722.96	.00	-4,722.96	100.0%*
10152 65000 Maint-Building	2,000	0	2,000	445.72	523.25	1,031.03	48.4%
10152 65050 Maint-Equipment	52,000	55,000	107,000	11,445.35	59,472.89	36,081.76	66.3%
10152 65550 Maint-Vehicle	20,000	20,000	40,000	45,324.35	6,134.65	-11,459.00	128.6%*
10152 66000 Empl-Dues & Subscri	500	0	500	70.00	.00	430.00	14.0%
10152 66100 Empl-Training	1,200	0	1,200	20.00	385.00	795.00	33.8%
10152 66200 Empl-Per Diem	200	0	200	170.14	.00	29.86	85.1%
10152 66300 Empl-Mileage	500	0	500	.00	.00	500.00	.0%
10152 66500 Empl-Personnel	300	0	300	1,637.06	510.87	-1,847.93	716.0%*
10152 66600 Empl-Service Awards	0	0	0	135.00	.00	-135.00	100.0%*
10152 67100 Util-Electric	5,000	0	5,000	129,173.80	.00	-124,173.80	2583.5%*
10152 67200 Util-Gas	0	0	0	3,842.24	1,281.45	-5,123.69	100.0%*
10152 67300 Util-Street Lightin	450,000	0	450,000	176,404.76	151,880.06	121,715.18	73.0%
10152 67400 Util-Telephone & Co	6,000	0	6,000	2,903.41	1,423.40	1,673.19	72.1%
10152 67500 Util-Water	0	0	0	379.62	93.35	-472.97	100.0%*
10152 80300 Cap-Improvements	0	17,000	17,000	.00	8,944.00	8,056.00	52.6%
10152 80500 Cap-Equipment	240,000	59,000	299,000	85,252.50	192,102.77	21,644.73	92.8%
10153 Parks							
10153 50500 Labor-Regular	685,040	43,950	728,990	453,077.46	.00	275,912.54	62.2%
10153 50600 Direct-Part-time	0	0	0	.00	.00	.00	.0%
10153 51000 Labor-OT	0	0	0	14,202.08	.00	-14,202.08	100.0%*
10153 52000 Labor-Vaction	0	0	0	26,941.76	.00	-26,941.76	100.0%*
10153 52100 Labor-Holiday	0	0	0	20,614.48	.00	-20,614.48	100.0%*
10153 53000 Labor-Sick	0	0	0	16,752.83	.00	-16,752.83	100.0%*
10153 54000 Labor-Other	0	43,553	43,553	46,059.81	.00	-2,506.81	105.8%*
10153 55000 Labor-Allowances	0	0	0	9,025.00	.00	-9,025.00	100.0%*
10153 58000 Associated-Health I	153,361	17,200	170,561	106,295.77	.00	64,265.23	62.3%
10153 58100 Associated-FICA	52,406	3,350	55,756	42,199.09	.00	13,556.91	75.7%

FOR 2020 09

	ORIGINAL APPROP	TRANFRS/ ADJSTMTS	REVISED BUDGET	YTD ACTUAL	ENCUMBRANCES	AVAILABLE BUDGET	PCT USED
10153 58200 Associated-PERA	60,924	4,300	65,224	48,700.80	.00	16,523.20	74.7%
10153 58300 Associated-RHCA	14,354	880	15,234	9,949.17	.00	5,284.83	65.3%
10153 58900 Associated-Other	140	0	140	91.70	.00	48.30	65.5%
10153 61200 ConProf-General	263,425	17,318	280,743	163,546.28	62,206.51	54,989.82	80.4%
10153 61900 ConProf-Misc	0	0	0	17,357.78	.00	-17,357.78	100.0%*
10153 64425 Ops-Landscaping	120,000	0	120,000	34,264.38	5,934.27	79,801.35	33.5%
10153 64475 Ops-Material & Supp	125,000	0	125,000	62,727.76	17,832.80	44,439.44	64.4%
10153 64480 Ops-Parks & Rec Boa	8,000	0	8,000	7,300.04	.00	699.96	91.3%
10153 64510 Ops-Pecos River Com	24,000	0	24,000	17,473.36	.00	6,526.64	72.8%
10153 64575 Ops-PPE	0	0	0	389.24	98.00	-487.24	100.0%*
10153 64600 Ops-Postage & Shipp	100	0	100	1.50	.00	98.50	1.5%
10153 64800 Ops-Uniforms	4,000	0	4,000	2,913.16	174.48	912.36	77.2%
10153 64825 Ops-Vehicle	26,800	0	26,800	14,596.37	7,594.21	4,609.42	82.8%
10153 65000 Maint-Building	10,000	0	10,000	4,080.98	568.44	5,350.58	46.5%
10153 65050 Maint-Equipment	16,300	0	16,300	8,902.92	1,443.25	5,953.83	63.5%
10153 65200 Maint-Leased Proper	0	0	0	39.84	.00	-39.84	100.0%*
10153 65250 Maint-Pecos River P	4,000	0	4,000	2,423.60	1,696.24	-119.84	103.0%*
10153 65300 Maint-Pool	0	0	0	184.00	.00	-184.00	100.0%*
10153 65450 Maint-Tennis Courts	1,320	0	1,320	26.35	680.00	613.65	53.5%
10153 65500 Maint-Turf	20,000	0	20,000	31,816.90	13,481.08	-25,297.98	226.5%*
10153 65550 Maint-Vehicle	6,000	0	6,000	6,232.83	9.78	-242.61	104.0%*
10153 66100 Empl-Training	3,000	0	3,000	2,087.91	.00	912.09	69.6%
10153 66200 Empl-Per Diem	2,300	0	2,300	2,076.99	633.90	-410.89	117.9%*
10153 66500 Empl-Personnel	200	0	200	543.84	.00	-343.84	271.9%*
10153 66600 Empl-Service Awards	0	0	0	117.27	.00	-117.27	100.0%*
10153 67100 Util-Electric	396,500	0	396,500	39,169.79	10,330.21	347,000.00	12.5%
10153 67200 Util-Gas	0	0	0	.00	48.44	-48.44	100.0%*
10153 67400 Util-Telephone & Co	2,700	0	2,700	1,024.21	538.95	1,136.84	57.9%
10153 67500 Util-Water	0	0	0	213,566.42	86,433.58	-300,000.00	100.0%*
10153 80200 Cap-Buildings	70,000	0	70,000	67,922.67	1,176.85	900.48	98.7%
10153 80300 Cap-Improvements	905,270	418,478	1,323,748	361,978.83	423,628.55	538,140.21	59.3%
10153 80500 Cap-Equipment	144,599	-20,000	124,599	85,914.21	126.16	38,558.63	69.1%
10154 Community Service							
10154 50500 Labor-Regular	303,880	0	303,880	192,527.60	.00	111,352.40	63.4%
10154 51000 Labor-OT	0	0	0	16,465.37	.00	-16,465.37	100.0%*
10154 52000 Labor-Vaction	0	0	0	4,446.60	.00	-4,446.60	100.0%*
10154 52100 Labor-Holiday	0	0	0	9,578.16	.00	-9,578.16	100.0%*
10154 53000 Labor-Sick	0	0	0	2,352.81	.00	-2,352.81	100.0%*
10154 54000 Labor-Other	0	17,103	17,103	16,232.42	.00	870.58	94.9%
10154 55000 Labor-Allowances	0	0	0	4,900.00	.00	-4,900.00	100.0%*
10154 58000 Associated-Health I	79,116	0	79,116	42,362.27	.00	36,753.73	53.5%

FOR 2020 09

	ORIGINAL APPROP	TRANFRS/ ADJSTMTS	REVISED BUDGET	YTD ACTUAL	ENCUMBRANCES	AVAILABLE BUDGET	PCT USED
10154 58100 Associated-FICA	23,247	0	23,247	17,590.29	.00	5,656.71	75.7%
10154 58200 Associated-PERA	27,602	0	27,602	19,814.77	.00	7,787.23	71.8%
10154 58300 Associated-RHCA	6,503	0	6,503	4,055.24	.00	2,447.76	62.4%
10154 58900 Associated-Other	60	0	60	41.40	.00	18.60	69.0%
10154 61200 ConProf-General	700	0	700	528.28	411.83	-240.11	134.3%*
10154 64325 Ops-Graffiti Remova	4,000	0	4,000	405.12	.00	3,594.88	10.1%
10154 64475 Ops-Material & Supp	21,000	0	21,000	14,049.71	850.21	6,100.08	71.0%
10154 64575 Ops-PPE	0	0	0	116.77	.00	-116.77	100.0%*
10154 64775 Ops-Tools & Equip	2,800	0	2,800	649.95	.00	2,150.05	23.2%
10154 64800 Ops-Uniforms	3,200	0	3,200	1,816.40	.00	1,383.60	56.8%
10154 64825 Ops-Vehicle	9,700	0	9,700	6,063.11	2,478.30	1,158.59	88.1%
10154 65000 Maint-Building	1,000	0	1,000	365.40	259.55	375.05	62.5%
10154 65050 Maint-Equipment	1,300	0	1,300	1,919.98	34.20	-654.18	150.3%*
10154 65550 Maint-Vehicle	1,100	0	1,100	1,675.01	.00	-575.01	152.3%*
10154 66100 Empl-Training	500	0	500	20.00	.00	480.00	4.0%
10154 66200 Empl-Per Diem	100	0	100	.00	.00	100.00	.0%
10154 66500 Empl-Personnel	200	0	200	543.84	.00	-343.84	271.9%*
10154 67400 Util-Telephone & Co	1,400	0	1,400	.00	400.00	1,000.00	28.6%
10155 Garage							
10155 50500 Labor-Regular	975,626	0	975,626	576,745.93	.00	398,880.07	59.1%
10155 51000 Labor-OT	0	0	0	10,152.58	.00	-10,152.58	100.0%*
10155 52000 Labor-Vaction	0	0	0	25,936.35	.00	-25,936.35	100.0%*
10155 52100 Labor-Holiday	0	0	0	26,034.74	.00	-26,034.74	100.0%*
10155 53000 Labor-Sick	0	0	0	29,808.69	.00	-29,808.69	100.0%*
10155 54000 Labor-Other	0	52,749	52,749	47,449.43	.00	5,299.57	90.0%
10155 55000 Labor-Allowances	0	0	0	16,403.75	.00	-16,403.75	100.0%*
10155 58000 Associated-Health I	253,537	0	253,537	143,400.40	.00	110,136.60	56.6%
10155 58100 Associated-FICA	74,635	0	74,635	51,973.92	.00	22,661.08	69.6%
10155 58200 Associated-PERA	87,745	0	87,745	63,678.32	.00	24,066.68	72.6%
10155 58300 Associated-RHCA	20,673	0	20,673	13,012.55	.00	7,660.45	62.9%
10155 58900 Associated-Other	160	0	160	105.80	.00	54.20	66.1%
10155 61200 ConProf-General	23,100	0	23,100	15,080.36	8,899.16	-879.52	103.8%*
10155 64475 Ops-Material & Supp	32,000	5,000	37,000	39,043.40	540.64	-2,584.04	107.0%*
10155 64575 Ops-PPE	0	0	0	65.30	.00	-65.30	100.0%*
10155 64600 Ops-Postage & Shipp	100	0	100	.00	.00	100.00	.0%
10155 64775 Ops-Tools & Equip	2,800	0	2,800	.00	.00	2,800.00	.0%
10155 64800 Ops-Uniforms	6,000	0	6,000	1,309.96	3,122.50	1,567.54	73.9%
10155 64825 Ops-Vehicle	8,000	0	8,000	3,864.83	2,545.95	1,589.22	80.1%
10155 65000 Maint-Building	5,600	0	5,600	3,294.48	955.94	1,349.58	75.9%
10155 65050 Maint-Equipment	1,800	0	1,800	465.00	1.72	1,333.28	25.9%
10155 65550 Maint-Vehicle	3,000	0	3,000	3,786.57	.00	-786.57	126.2%*

FOR 2020 09

	ORIGINAL APPROP	TRANFRS/ ADJSTMTS	REVISED BUDGET	YTD ACTUAL	ENCUMBRANCES	AVAILABLE BUDGET	PCT USED
10155 66100 Empl-Training	3,000	0	3,000	595.00	.00	2,405.00	19.8%
10155 66200 Empl-Per Diem	100	0	100	162.67	190.00	-252.67	352.7%*
10155 66500 Empl-Personnel	300	0	300	1,199.71	346.00	-1,245.71	515.2%*
10155 66600 Empl-Service Awards	0	0	0	135.00	.00	-135.00	100.0%*
10155 66900 Empl-Misc	0	0	0	270.00	135.00	-405.00	100.0%*
10155 67100 Util-Electric	27,300	0	27,300	12,810.25	2,489.75	12,000.00	56.0%
10155 67200 Util-Gas	0	0	0	743.43	798.73	-1,542.16	100.0%*
10155 67400 Util-Telephone & Co	5,100	0	5,100	3,992.90	1,347.36	-240.26	104.7%*
10155 67500 Util-Water	0	0	0	3,866.88	2,233.12	-6,100.00	100.0%*
10155 80500 Cap-Equipment	68,500	0	68,500	33,606.93	25,880.00	9,013.07	86.8%
10156 Electrical							
10156 50500 Labor-Regular	642,332	-539	641,793	350,494.57	.00	291,298.18	54.6%
10156 51000 Labor-OT	0	0	0	10,481.63	.00	-10,481.63	100.0%*
10156 52000 Labor-Vaction	0	0	0	16,223.09	.00	-16,223.09	100.0%*
10156 52100 Labor-Holiday	0	0	0	17,856.56	.00	-17,856.56	100.0%*
10156 53000 Labor-Sick	0	0	0	9,472.30	.00	-9,472.30	100.0%*
10156 54000 Labor-Other	0	24,451	24,451	23,606.32	.00	844.68	96.5%
10156 58000 Associated-Health I	104,048	0	104,048	64,733.57	.00	39,314.43	62.2%
10156 58100 Associated-FICA	49,138	0	49,138	31,055.28	.00	18,082.72	63.2%
10156 58200 Associated-PERA	59,368	0	59,368	38,282.95	.00	21,085.05	64.5%
10156 58300 Associated-RHCA	13,987	0	13,987	7,821.42	.00	6,165.58	55.9%
10156 58900 Associated-Other	80	0	80	61.20	.00	18.80	76.5%
10156 61200 ConProf-General	2,400	0	2,400	2,490.53	1,291.98	-1,382.51	157.6%*
10156 64475 Ops-Material & Supp	17,500	6,000	23,500	15,110.30	187.12	8,202.58	65.1%
10156 64575 Ops-PPE	0	0	0	36.83	12.02	-48.85	100.0%*
10156 64775 Ops-Tools & Equip	0	0	0	1,092.99	.00	-1,092.99	100.0%*
10156 64800 Ops-Uniforms	2,000	0	2,000	1,407.12	45.00	547.88	72.6%
10156 64825 Ops-Vehicle	11,900	0	11,900	6,994.55	3,050.67	1,854.78	84.4%
10156 65000 Maint-Building	900	0	900	78.80	194.35	626.85	30.4%
10156 65050 Maint-Equipment	200	0	200	.00	.00	200.00	.0%
10156 65200 Maint-Leased Proper	0	0	0	51.64	.00	-51.64	100.0%*
10156 65550 Maint-Vehicle	5,000	0	5,000	5,647.90	901.26	-1,549.16	131.0%*
10156 66000 Empl-Dues & Subscri	800	0	800	110.00	.00	690.00	13.8%
10156 66100 Empl-Training	2,500	0	2,500	174.00	1,950.00	376.00	85.0%
10156 66200 Empl-Per Diem	100	0	100	.00	840.00	-740.00	840.0%*
10156 66500 Empl-Personnel	600	0	600	405.00	.00	195.00	67.5%
10156 66600 Empl-Service Awards	0	0	0	135.00	.00	-135.00	100.0%*
10156 67400 Util-Telephone & Co	1,500	0	1,500	1,016.48	644.22	-160.70	110.7%*
10156 80500 Cap-Equipment	35,000	539	35,539	.00	35,539.25	.00	100.0%
10157 Construction							
10157 50200 Direct-Administrati	0	0	0	.00	.00	.00	.0%

FOR 2020 09

	ORIGINAL APPROP	TRANFRS/ ADJSTMTS	REVISED BUDGET	YTD ACTUAL	ENCUMBRANCES	AVAILABLE BUDGET	PCT USED
10157 50500 Labor-Regular	766,246	0	766,246	415,949.74	.00	350,296.26	54.3%
10157 51000 Labor-OT	0	0	0	4,995.40	.00	-4,995.40	100.0%*
10157 52000 Labor-Vaction	0	0	0	46,981.25	.00	-46,981.25	100.0%*
10157 52100 Labor-Holiday	0	0	0	20,195.12	.00	-20,195.12	100.0%*
10157 53000 Labor-Sick	0	0	0	15,942.97	.00	-15,942.97	100.0%*
10157 54000 Labor-Other	0	61,228	61,228	58,126.82	.00	3,101.18	94.9%
10157 55000 Labor-Allowances	0	0	0	13,850.00	.00	-13,850.00	100.0%*
10157 58000 Associated-Health I	223,648	0	223,648	118,464.17	.00	105,183.83	53.0%
10157 58100 Associated-FICA	58,618	0	58,618	40,955.17	.00	17,662.83	69.9%
10157 58200 Associated-PERA	69,176	0	69,176	46,392.06	.00	22,783.94	67.1%
10157 58300 Associated-RHCA	16,298	0	16,298	9,482.03	.00	6,815.97	58.2%
10157 58900 Associated-Other	120	0	120	69.00	.00	51.00	57.5%
10157 61200 ConProf-General	825	0	825	711.19	761.83	-648.02	178.5%*
10157 64475 Ops-Material & Supp	26,000	0	26,000	9,947.66	409.41	15,642.93	39.8%
10157 64575 Ops-PPE	0	0	0	1,182.11	157.18	-1,339.29	100.0%*
10157 64775 Ops-Tools & Equip	0	0	0	1,304.96	.00	-1,304.96	100.0%*
10157 64800 Ops-Uniforms	3,500	0	3,500	3,528.92	174.48	-203.40	105.8%*
10157 64825 Ops-Vehicle	14,000	0	14,000	7,690.96	8,038.49	-1,729.45	112.4%*
10157 64990 Ops-Misc	0	0	0	30.00	.00	-30.00	100.0%*
10157 65000 Maint-Building	900	0	900	254.00	224.25	421.75	53.1%
10157 65050 Maint-Equipment	4,100	0	4,100	1,376.92	907.48	1,815.60	55.7%
10157 65200 Maint-Leased Proper	0	0	0	.00	15.35	-15.35	100.0%*
10157 65250 Maint-Pecos River P	0	0	0	25.50	10.30	-35.80	100.0%*
10157 65550 Maint-Vehicle	6,700	0	6,700	4,613.07	192.78	1,894.15	71.7%
10157 66000 Empl-Dues & Subscri	100	0	100	.00	.00	100.00	.0%
10157 66200 Empl-Per Diem	0	0	0	76.00	.00	-76.00	100.0%*
10157 66400 Empl-Transportation	0	0	0	119.00	.00	-119.00	100.0%*
10157 66500 Empl-Personnel	100	0	100	1,257.49	131.93	-1,289.42	1389.4%*
10157 66900 Empl-Misc	0	0	0	270.00	135.00	-405.00	100.0%*
10157 67400 Util-Telephone & Co	1,400	0	1,400	.00	400.00	1,000.00	28.6%
10157 80500 Cap-Equipment	21,000	0	21,000	19,510.95	.00	1,489.05	92.9%
10158 Projects							
10158 50100 Direct-Directors	0	0	0	.00	.00	.00	.0%
10158 50200 Direct-Administrati	0	0	0	.00	.00	.00	.0%
10158 50500 Labor-Regular	810,653	0	810,653	374,956.35	.00	435,696.65	46.3%
10158 51000 Labor-OT	0	0	0	17,158.76	.00	-17,158.76	100.0%*
10158 52000 Labor-Vaction	0	0	0	13,853.28	.00	-13,853.28	100.0%*
10158 52100 Labor-Holiday	0	0	0	19,991.56	.00	-19,991.56	100.0%*
10158 53000 Labor-Sick	0	0	0	14,433.08	.00	-14,433.08	100.0%*
10158 54000 Labor-Other	0	26,441	26,441	25,636.81	.00	804.19	97.0%
10158 55000 Labor-Allowances	0	0	0	10,543.75	.00	-10,543.75	100.0%*

FOR 2020 09

	ORIGINAL APPROP	TRANFRS/ ADJSTMTS	REVISED BUDGET	YTD ACTUAL	ENCUMBRANCES	AVAILABLE BUDGET	PCT USED
10158 58000 Associated-Health I	153,352	0	153,352	67,845.22	.00	85,506.78	44.2%
10158 58100 Associated-FICA	62,015	0	62,015	34,651.39	.00	27,363.61	55.9%
10158 58200 Associated-PERA	73,260	0	73,260	41,024.29	.00	32,235.71	56.0%
10158 58300 Associated-RHCA	17,260	0	17,260	8,372.30	.00	8,887.70	48.5%
10158 58900 Associated-Other	100	0	100	72.40	.00	27.60	72.4%
10158 61200 ConProf-General	10,000	0	10,000	3,969.99	.00	6,030.01	39.7%
10158 61350 ConProf-Engineering	0	0	0	.00	115.00	-115.00	100.0%*
10158 61900 ConProf-Misc	0	0	0	.00	550.00	-550.00	100.0%*
10158 63100 Fees-Filing	500	0	500	.00	.00	500.00	.0%
10158 64475 Ops-Material & Supp	0	0	0	7,356.65	1,135.73	-8,492.38	100.0%*
10158 64600 Ops-Postage & Shipp	1,000	0	1,000	.00	.00	1,000.00	.0%
10158 64675 Ops-Safety Train /	0	0	0	157.50	.00	-157.50	100.0%*
10158 64800 Ops-Uniforms	750	0	750	.00	224.00	526.00	29.9%
10158 64825 Ops-Vehicle	10,000	0	10,000	2,111.41	5,664.00	2,224.59	77.8%
10158 65050 Maint-Equipment	500	0	500	.00	.00	500.00	.0%
10158 65550 Maint-Vehicle	4,500	0	4,500	1,290.25	309.04	2,900.71	35.5%
10158 66000 Empl-Dues & Subscri	3,750	0	3,750	476.25	.00	3,273.75	12.7%
10158 66100 Empl-Training	5,000	0	5,000	137.76	318.88	4,543.36	9.1%
10158 66200 Empl-Per Diem	5,000	0	5,000	12.00	20.00	4,968.00	.6%
10158 66300 Empl-Mileage	1,000	0	1,000	325.24	.00	674.76	32.5%
10158 66400 Empl-Transportation	500	0	500	.00	.00	500.00	.0%
10158 66500 Empl-Personnel	300	0	300	254.71	.00	45.29	84.9%
10158 66600 Empl-Service Awards	0	0	0	135.00	.00	-135.00	100.0%*
10158 80300 Cap-Improvements	250,000	820,000	1,070,000	682,364.66	270,420.52	117,214.82	89.0%
10158 80500 Cap-Equipment	30,000	0	30,000	.00	28,858.00	1,142.00	96.2%
10160 Planning & Regulation							
10160 50100 Direct-Directors	0	0	0	.00	.00	.00	.0%
10160 50200 Direct-Administrati	0	0	0	.00	.00	.00	.0%
10160 50500 Labor-Regular	638,730	-43,950	594,780	447,132.11	.00	147,647.89	75.2%
10160 52000 Labor-Vaction	0	0	0	9,759.07	.00	-9,759.07	100.0%*
10160 52100 Labor-Holiday	0	0	0	17,539.13	.00	-17,539.13	100.0%*
10160 53000 Labor-Sick	0	0	0	6,936.60	.00	-6,936.60	100.0%*
10160 54000 Labor-Other	0	29,148	29,148	21,023.43	.00	8,124.57	72.1%
10160 55000 Labor-Allowances	0	0	0	7,256.25	.00	-7,256.25	100.0%*
10160 58000 Associated-Health I	125,884	-17,200	108,684	71,382.16	.00	37,301.84	65.7%
10160 58100 Associated-FICA	48,863	-3,350	45,513	37,101.18	.00	8,411.82	81.5%
10160 58200 Associated-PERA	58,723	-4,300	54,423	46,405.90	.00	8,017.10	85.3%
10160 58300 Associated-RHCA	13,835	-880	12,955	9,494.00	.00	3,461.00	73.3%
10160 58900 Associated-Other	100	0	100	57.50	.00	42.50	57.5%
10160 61200 ConProf-General	210,500	40,000	250,500	65,074.62	86,044.71	99,380.67	60.3%
10160 61300 ConProf-Demolition	300,000	0	300,000	98,751.51	5,920.52	195,327.97	34.9%

FOR 2020 09

	ORIGINAL APPROP	TRANFRS/ ADJSTMTS	REVISED BUDGET	YTD ACTUAL	ENCUMBRANCES	AVAILABLE BUDGET	PCT USED
10160 61350 ConProf-Engineering	0	0	0	2,432.80	4,093.17	-6,525.97	100.0%*
10160 61550 ConProf-Legal	0	0	0	.00	3,500.00	-3,500.00	100.0%*
10160 61900 ConProf-Misc	0	0	0	10.23	.00	-10.23	100.0%*
10160 63100 Fees-Filing	1,000	0	1,000	275.00	.00	725.00	27.5%
10160 63300 Fees-Public Notices	0	0	0	.00	230.45	-230.45	100.0%*
10160 64475 Ops-Material & Supp	30,000	0	30,000	15,182.11	3,392.95	11,424.94	61.9%
10160 64600 Ops-Postage & Shipp	3,800	0	3,800	2,409.53	53.55	1,336.92	64.8%
10160 64775 Ops-Tools & Equip	0	0	0	.00	12.64	-12.64	100.0%*
10160 64800 Ops-Uniforms	400	0	400	30.00	2,395.64	-2,025.64	606.4%*
10160 64825 Ops-Vehicle	5,000	0	5,000	7,308.71	.00	-2,308.71	146.2%*
10160 65000 Maint-Building	10,000	0	10,000	6,152.88	2,623.61	1,223.51	87.8%
10160 65050 Maint-Equipment	300	0	300	.00	.00	300.00	.0%
10160 65550 Maint-Vehicle	3,000	0	3,000	1,759.93	2,881.57	-1,641.50	154.7%*
10160 66000 Empl-Dues & Subscri	1,000	0	1,000	140.00	250.00	610.00	39.0%
10160 66100 Empl-Training	4,500	0	4,500	3,182.57	317.20	1,000.23	77.8%
10160 66200 Empl-Per Diem	6,500	0	6,500	4,139.89	.00	2,360.11	63.7%
10160 66300 Empl-Mileage	1,000	0	1,000	1,325.98	7.33	-333.31	133.3%*
10160 66400 Empl-Transportation	500	0	500	.00	.00	500.00	.0%
10160 66500 Empl-Personnel	200	0	200	214.13	.87	-15.00	107.5%*
10160 66600 Empl-Service Awards	0	0	0	96.03	.00	-96.03	100.0%*
10160 67100 Util-Electric	18,700	0	18,700	6,457.47	4,473.60	7,768.93	58.5%
10160 67200 Util-Gas	0	0	0	1,009.94	5,696.27	-6,706.21	100.0%*
10160 67400 Util-Telephone & Co	19,300	0	19,300	12,563.34	7,702.75	-966.09	105.0%*
10160 67500 Util-Water	0	0	0	4,785.46	1,502.04	-6,287.50	100.0%*
10160 80300 Cap-Improvements	25,000	0	25,000	.00	.00	25,000.00	.0%
10160 80500 Cap-Equipment	645,000	0	645,000	137,770.95	498,385.55	8,843.50	98.6%
10161 Cemetery							
10161 61200 ConProf-General	409,250	0	409,250	317,417.83	100,566.77	-8,734.60	102.1%*
10161 61900 ConProf-Misc	0	0	0	503.82	384.24	-888.06	100.0%*
10161 64425 Ops-Landscaping	11,400	0	11,400	.00	235.60	11,164.40	2.1%
10161 64475 Ops-Material & Supp	10,000	0	10,000	7,232.61	3,260.00	-492.61	104.9%*
10161 65000 Maint-Building	300	0	300	137.17	.00	162.83	45.7%
10161 65050 Maint-Equipment	100	0	100	.00	.00	100.00	.0%
10161 65550 Maint-Vehicle	0	0	0	5.19	.00	-5.19	100.0%*
10161 66000 Empl-Dues & Subscri	370	0	370	184.75	115.25	70.00	81.1%
10161 66500 Empl-Personnel	100	0	100	.00	.00	100.00	.0%
10161 67100 Util-Electric	108,500	0	108,500	2,887.64	2,888.59	102,723.77	5.3%
10161 67400 Util-Telephone & Co	2,800	0	2,800	1,883.47	2,597.69	-1,681.16	160.0%*
10161 67500 Util-Water	0	0	0	68,012.20	13,334.96	-81,347.16	100.0%*
10161 80200 Cap-Buildings	125,000	0	125,000	.00	.00	125,000.00	.0%
10161 80300 Cap-Improvements	136,000	6,000	142,000	213.00	29,903.50	111,883.50	21.2%

FOR 2020 09

	ORIGINAL APPROP	TRANFRS/ ADJSTMTS	REVISED BUDGET	YTD ACTUAL	ENCUMBRANCES	AVAILABLE BUDGET	PCT USED
10161 80500 Cap-Equipment	50,000	0	50,000	.00	47,449.00	2,551.00	94.9%
102 Payroll							
102 Payroll							
102 38090 Misc-All Other	0	0	0	.00	.00	.00	.0%
200 GRT Capital Outlay							
200 GRT Capital Outlay							
200 30020 GRTR-Capital Outlay	-4,755,000	-231,720	-4,986,720	-4,211,463.22	.00	-775,256.78	84.5%*
200 36040 Interest-Misc	0	0	0	-290.40	.00	290.40	100.0%
200 40000 Transfer-IN-Revenue	0	0	0	-3,000,000.00	.00	3,000,000.00	100.0%
200 45000 Transfer-TO-Expense	6,446,535	0	6,446,535	9,446,535.00	.00	-3,000,000.00	146.5%*
20000 GRT Capital Outlay							
20000 63225 Fees-NMTRD GRTR	146,000	4,635	150,635	128,823.64	.00	21,811.36	85.5%
20000 80200 Cap-Buildings	445,000	0	445,000	298,634.52	133,104.33	13,261.15	97.0%
20000 80400 Cap-Infrastructure	192,314	0	192,314	94,034.35	.00	98,279.65	48.9%
201 Capital Projects							
201 Capital Projects							
201 36040 Interest-Misc	0	0	0	-8,060.26	.00	8,060.26	100.0%
201 37135 State-Legislative Gra	-622,430	0	-622,430	.00	.00	-622,430.00	.0%*
201 38004 Misc-Fixed Asset-Sale	0	-90,000	-90,000	-90,000.00	.00	.00	100.0%
201 40000 Transfer-IN-Revenue	-1,500,000	-500,000	-2,000,000	-1,500,000.00	.00	-500,000.00	75.0%*
201 45000 Transfer-TO-Expense	5,000,000	0	5,000,000	5,000,000.00	.00	.00	100.0%
20101 Capital Projects							
20101 61100 ConProf-County Cont	0	1,000,000	1,000,000	1,000,000.00	.00	.00	100.0%

FOR 2020 09

	ORIGINAL APPROP	TRANFRS/ ADJSTMTS	REVISED BUDGET	YTD ACTUAL	ENCUMBRANCES	AVAILABLE BUDGET	PCT USED
20101 80200 Cap-Buildings	0	18,000	18,000	.00	.00	18,000.00	.0%
20101 80300 Cap-Improvements	939,949	288,000	1,227,949	745,679.45	122,239.93	360,029.62	70.7%
20101 80400 Cap-Infrastructure	8,570,000	1,500,000	10,070,000	4,083,051.57	2,667,570.18	3,319,378.25	67.0%
202 Airport Improvements							
202 Airport Improvements							
202 35000 Lease-AP BMB Equip Ho	-2,000	0	-2,000	.00	.00	-2,000.00	.0%*
202 35010 Lease-AP Boutique Air	-2,000	0	-2,000	-1,600.00	.00	-400.00	80.0%*
202 35020 Lease-AP Celtech Corp	-2,000	0	-2,000	-1,738.90	.00	-261.10	86.9%*
202 35022 Lease-AP Danforth	-1,000	0	-1,000	-900.00	.00	-100.00	90.0%*
202 35030 Lease-AP Fed Express	-1,000	0	-1,000	-1,070.00	.00	70.00	107.0%
202 35040 Lease-AP Chandler	-5,000	0	-5,000	-3,753.29	.00	-1,246.71	75.1%*
202 35050 Lease-AP Air Methods	-2,000	0	-2,000	-1,648.71	.00	-351.29	82.4%*
202 35900 Lease-Misc	0	0	0	-51,688.00	.00	51,688.00	100.0%
202 37145 State-NM Aviation Gra	-798,025	-5,600	-803,625	.00	.00	-803,625.00	.0%*
202 37150 State-NMDOT	-194,259	-18,714	-212,973	-16,696.00	.00	-196,277.00	7.8%*
202 37200 Federal-FAA Airport	-925,764	-1,414,815	-2,340,579	-985,603.55	.00	-1,354,975.45	42.1%*
202 40000 Transfer-IN-Revenue	-200,000	-650,000	-850,000	-850,000.00	.00	.00	100.0%
20202 Airport Improvements							
20202 61200 ConProf-General	29,000	0	29,000	309.48	8,429.03	20,261.49	30.1%
20202 64475 Ops-Material & Supp	712	0	712	.00	.00	712.00	.0%
20202 65900 Maint-Misc	45,000	0	45,000	7,671.53	7,470.67	29,857.80	33.6%
20202 80300 Cap-Improvements	707,667	2,964,668	3,672,335	2,413,814.76	89,622.58	1,168,897.66	68.2%
220 Landfill-Reserve							
220 Landfill-Reserve							
220 36000 Interest-CDs	0	0	0	-62,662.61	.00	62,662.61	100.0%
220 36030 Interest-Investments	-83,000	0	-83,000	.00	.00	-83,000.00	.0%*
220 36040 Interest-Misc	0	0	0	-6,948.91	.00	6,948.91	100.0%
220 37010 County-Landfill	-111,000	0	-111,000	-111,000.00	.00	.00	100.0%
220 40000 Transfer-IN-Revenue	-111,000	0	-111,000	.00	.00	-111,000.00	.0%*

FOR 2020 09

220 Landfill-Reserve	ORIGINAL APPROP	TRANFRS/ ADJSTMTS	REVISED BUDGET	YTD ACTUAL	ENCUMBRANCES	AVAILABLE BUDGET	PCT USED
22020 Landfill-Reserve							
22020 80400 Cap-Infrastructure	10,000	0	10,000	.00	.00	10,000.00	.0%
230 Landfill-Closure							
230 Landfill-Closure							
230 40000 Transfer-IN-Revenue	0	0	0	-111,000.00	.00	111,000.00	100.0%
23030 Landfill-Closure							
23030 61350 ConProf-Engineering	10,000	0	10,000	.00	.00	10,000.00	.0%
23030 61600 ConProf-Methane Mon	25,000	0	25,000	.00	.00	25,000.00	.0%
23030 63200 Fees-Ground Water S	43,000	0	43,000	19,875.96	.00	23,124.04	46.2%
23030 64375 Ops-Landfill Closur	11,000	0	11,000	.00	.00	11,000.00	.0%
240 Landfill-Construction							
240 Landfill-Construction							
240 40000 Transfer-IN-Revenue	-200,000	0	-200,000	-200,000.00	.00	.00	100.0%
24040 Landfill-Construction							
24040 64400 Ops-Landfill Op & E	0	1,410,184	1,410,184	.00	.00	1,410,183.67	.0%
300 Sports Complex							
300 Sports Complex							
300 30030 GRTR-Infrastructure	-2,325,000	-235,590	-2,560,590	-2,348,178.68	.00	-212,411.32	91.7%*

FOR 2020 09

300 Sports Complex	ORIGINAL APPROP	TRANFRS/ ADJSTMTS	REVISED BUDGET	YTD ACTUAL	ENCUMBRANCES	AVAILABLE BUDGET	PCT USED
300 34310 Concessions-Sports Co	-8,000	0	-8,000	-7,081.65	.00	-918.35	88.5%*
300 36040 Interest-Misc	0	0	0	-5,342.06	.00	5,342.06	100.0%
300 38090 Misc-All Other	0	0	0	-14,290.60	.00	14,290.60	100.0%
300 40000 Transfer-IN-Revenue	0	-29,430	-29,430	-29,430.00	.00	.00	100.0%
300 45000 Transfer-TO-Expense	387,736	0	387,736	356,802.03	.00	30,933.97	92.0%
30000 Sports Complex							
30000 50200 Direct-Administrati	0	0	0	.00	.00	.00	.0%
30000 50500 Labor-Regular	513,608	0	513,608	292,513.51	.00	221,094.49	57.0%
30000 51000 Labor-OT	0	0	0	970.25	.00	-970.25	100.0%*
30000 52000 Labor-Vaction	0	0	0	12,294.48	.00	-12,294.48	100.0%*
30000 52100 Labor-Holiday	0	0	0	12,619.20	.00	-12,619.20	100.0%*
30000 53000 Labor-Sick	0	0	0	13,399.51	.00	-13,399.51	100.0%*
30000 54000 Labor-Other	0	29,430	29,430	27,963.46	.00	1,466.54	95.0%
30000 55000 Labor-Allowances	0	0	0	5,043.75	.00	-5,043.75	100.0%*
30000 58000 Associated-Health I	90,007	0	90,007	48,675.16	.00	41,331.84	54.1%
30000 58100 Associated-FICA	39,291	0	39,291	26,737.54	.00	12,553.46	68.1%
30000 58200 Associated-PERA	23,877	0	23,877	22,113.10	.00	1,763.90	92.6%
30000 58300 Associated-RHCA	5,625	0	5,625	4,516.68	.00	1,108.32	80.3%
30000 58900 Associated-Other	130	0	130	75.90	.00	54.10	58.4%
30000 61200 ConProf-General	145,400	0	145,400	94,730.14	104,143.35	-53,473.49	136.8%*
30000 63225 Fees-NMTRD GRTR	76,000	4,710	80,710	65,288.17	.00	15,421.83	80.9%
30000 64475 Ops-Material & Supp	39,000	5,013	44,013	26,981.47	1,861.96	15,169.21	65.5%
30000 64575 Ops-PPE	0	0	0	287.10	26.89	-313.99	100.0%*
30000 64800 Ops-Uniforms	3,700	0	3,700	2,865.64	534.00	300.36	91.9%
30000 64825 Ops-Vehicle	13,500	0	13,500	11,026.99	5,122.37	-2,649.36	119.6%*
30000 65000 Maint-Building	5,000	0	5,000	3,898.09	5,782.40	-4,680.49	193.6%*
30000 65050 Maint-Equipment	15,000	12,000	27,000	4,899.39	29,027.21	-6,926.60	125.7%*
30000 65500 Maint-Turf	64,000	0	64,000	32,646.44	345.90	31,007.66	51.6%
30000 65550 Maint-Vehicle	1,000	0	1,000	706.33	79.26	214.41	78.6%
30000 66100 Empl-Training	1,000	0	1,000	425.00	.00	575.00	42.5%
30000 66200 Empl-Per Diem	700	0	700	1,076.81	88.00	-464.81	166.4%*
30000 66500 Empl-Personnel	500	0	500	584.71	75.29	-160.00	132.0%*
30000 66600 Empl-Service Awards	0	0	0	134.99	.00	-134.99	100.0%*
30000 67100 Util-Electric	125,000	0	125,000	65,930.69	23,069.31	36,000.00	71.2%
30000 67400 Util-Telephone & Co	1,400	0	1,400	.00	.00	1,400.00	.0%
30000 67500 Util-Water	0	0	0	13,853.00	12,147.00	-26,000.00	100.0%*
30000 80300 Cap-Improvements	250,000	-8,795	241,205	106,631.39	134,214.40	358.83	99.9%
30000 80500 Cap-Equipment	70,000	3,783	73,783	73,782.74	.00	.00	100.0%
320 Streets Improvement							
320 Streets Improvement							

FOR 2020 09

320 Streets Improvement	ORIGINAL APPROP	TRANFRS/ ADJSTMTS	REVISED BUDGET	YTD ACTUAL	ENCUMBRANCES	AVAILABLE BUDGET	PCT USED
320 30200 Tax-Gasoline 7-1-6.9	-511,000	0	-511,000	-402,022.70	.00	-108,977.30	78.7%*
320 30210 Tax-Gasoline 7-1-6.27	-309,000	0	-309,000	-248,211.26	.00	-60,788.74	80.3%*
320 30310 Tax-Auto Lic Street	-93,000	0	-93,000	-75,909.69	.00	-17,090.31	81.6%*
320 36040 Interest-Misc	-3,000	0	-3,000	-1,595.52	.00	-1,404.48	53.2%*
320 37135 State-Legislative Gra	-1,450,000	0	-1,450,000	.00	.00	-1,450,000.00	.0%*
320 38001 Misc-Donations	0	-30,000	-30,000	-30,000.00	.00	.00	100.0%
32020 Streets Improvement							
32020 64990 Ops-Misc	80,000	0	80,000	.00	.00	80,000.00	.0%
32020 65050 Maint-Equipment	0	10,000	10,000	.00	5,775.92	4,224.08	57.8%
32020 80100 Cap-Land	20,000	0	20,000	.00	.00	20,000.00	.0%
32020 80300 Cap-Improvements	76,066	0	76,066	55,442.24	.00	20,623.76	72.9%
32020 80400 Cap-Infrastructure	2,127,700	1,450,000	3,577,700	1,264,693.23	389,906.84	1,923,099.93	46.2%
32020 80500 Cap-Equipment	9,000	20,000	29,000	.00	19,050.94	9,949.06	65.7%
350 Local Government Correction							
350 Local Government Correction							
350 33004 Fees-Court Fines	0	0	0	-549,958.00	.00	549,958.00	100.0%
350 33009 Fees-Local Correction	-425,000	0	-425,000	-141,716.00	.00	-283,284.00	33.3%*
35050 Local Government Correction							
35050 62000 Prisoners-Per Diem	25,000	0	25,000	145,635.00	254,330.00	-374,965.00	1599.9%*
35050 62100 Prisoners-Medical	500,000	0	500,000	3,143.37	44,565.20	452,291.43	9.5%
400 Disaster Preparedness							
400 Disaster Preparedness							
400 40000 Transfer-IN-Revenue	-1,100,000	0	-1,100,000	-1,100,000.00	.00	.00	100.0%
40000 Disaster Preparedness							
40000 61200 ConProf-General	1,400,000	0	1,400,000	.00	.00	1,400,000.00	.0%

FOR 2020 09

	ORIGINAL APPROP	TRANFRS/ ADJSTMTS	REVISED BUDGET	YTD ACTUAL	ENCUMBRANCES	AVAILABLE BUDGET	PCT USED
40000 61900 ConProf-Misc	0	0	0	1,340,000.00	.00	-1,340,000.00	100.0%*
40000 64990 Ops-Misc	0	82,617	82,617	.00	.00	82,616.51	.0%
401 Insurance							
401 Insurance							
401 38012 Misc-Reimbursements	0	0	0	-15,693.88	.00	15,693.88	100.0%
401 38090 Misc-All Other	0	0	0	-68,414.30	.00	68,414.30	100.0%
401 40000 Transfer-IN-Revenue	-1,625,000	0	-1,625,000	-1,625,000.00	.00	.00	100.0%
40101 Insurance							
40101 60200 Insur-Admin	20,000	0	20,000	.00	3,644.91	16,355.09	18.2%
40101 60205 Insur-Airport	4,500	0	4,500	4,950.00	.00	-450.00	110.0%*
40101 60210 Insur-Auto	118,309	0	118,309	118,501.09	.00	-192.09	100.2%*
40101 60215 Insur-Auto Damage	215,201	0	215,201	228,477.77	.00	-13,276.77	106.2%*
40101 60220 Insur-Claims Paid	200,000	0	200,000	65,846.23	2,623.36	131,530.41	34.2%
40101 60225 Insur-Crime	2,109	0	2,109	.00	.00	2,109.00	.0%
40101 60230 Insur-EDP Equipment	9,374	0	9,374	10,359.00	.00	-985.00	110.5%*
40101 60235 Insur-Fine Arts	40,342	0	40,342	47,131.00	1,166.00	-7,955.00	119.7%*
40101 60240 Insur-Fireworks	11,000	0	11,000	11,021.32	.00	-21.32	100.2%*
40101 60245 Insur-Inland Marine	21,807	0	21,807	18,791.00	326.00	2,690.00	87.7%
40101 60250 Insur-Law Enforceme	111,627	0	111,627	117,208.00	.00	-5,581.00	105.0%*
40101 60255 Insur-Liability	215,201	0	215,201	287,178.33	.00	-71,977.33	133.4%*
40101 60270 Insur-Property	166,958	0	166,958	194,705.00	30.00	-27,777.00	116.6%*
40101 60275 Insur-Public Offici	82,760	0	82,760	.00	.00	82,760.00	.0%
40101 60280 Insur-Unemployment	2,000	0	2,000	1,362.37	.00	637.63	68.1%
40101 60285 Insur-Uninsured	130,000	0	130,000	.00	.00	130,000.00	.0%
40101 60290 Insur-Misc	0	0	0	89,007.00	.00	-89,007.00	100.0%*
40101 61200 ConProf-General	0	0	0	75.00	25.00	-100.00	100.0%*
402 Workers' Compensation							
402 Workers' Compensation							
402 36000 Interest-CDs	0	0	0	-17,647.74	.00	17,647.74	100.0%

FOR 2020 09

402 Workers' Compensation	ORIGINAL APPROP	TRANFRS/ ADJSTMTS	REVISED BUDGET	YTD ACTUAL	ENCUMBRANCES	AVAILABLE BUDGET	PCT USED
40202 Workers' Compensation							
40202 60100 WC-Admin	20,000	0	20,000	16,361.40	101,270.75	-97,632.15	588.2%*
40202 60110 WC-Excess Policy Pr	225,000	0	225,000	156,821.00	.00	68,179.00	69.7%
40202 60120 WC-Expense	30,000	0	30,000	18,907.56	.00	11,092.44	63.0%
40202 60130 WC-Medical	160,000	0	160,000	-4,956.14	104.13	164,852.01	-3.0%
40202 60140 WC-Settlement	100,000	0	100,000	55,975.75	.00	44,024.25	56.0%
40202 60150 WC-Weekly Benefits	100,000	0	100,000	153,732.94	.00	-53,732.94	153.7%*
420 Health Insurance							
420 Health Insurance							
420 36000 Interest-CDs	0	0	0	-5,852.16	.00	5,852.16	100.0%
420 36030 Interest-Investments	0	0	0	-1,675.57	.00	1,675.57	100.0%
420 36040 Interest-Misc	0	0	0	-980.64	.00	980.64	100.0%
420 38006 Misc-Health Insurance	-6,000,000	0	-6,000,000	-1,174,644.92	.00	-4,825,355.08	19.6%*
420 38010 Misc-Health Insurance	0	0	0	-3,523,979.25	.00	3,523,979.25	100.0%
420 38012 Misc-Reimbursements	0	0	0	-367,206.82	.00	367,206.82	100.0%
420 45000 Transfer-TO-Expense	0	1,727,819	1,727,819	1,727,819.00	.00	.00	100.0%
42020 Health Insurance							
42020 60200 Insur-Admin	50,000	0	50,000	21,196.37	.00	28,803.63	42.4%
42020 60220 Insur-Claims Paid	6,000,000	0	6,000,000	5,145,201.79	.00	854,798.21	85.8%
42020 64200 Ops-Finance Charges	0	0	0	950.33	.00	-950.33	100.0%*
500 Fire Protection							
500 Fire Protection							
500 37125 State-Fire Allotment	-527,437	0	-527,437	-439,359.20	.00	-88,077.80	83.3%*
500 45000 Transfer-TO-Expense	88,353	0	88,353	87,048.00	.00	1,305.00	98.5%
50000 Fire Protection							
50000 64475 Ops-Material & Supp	0	0	0	4,920.00	.00	-4,920.00	100.0%*

FOR 2020 09

	ORIGINAL APPROP	TRANFRS/ ADJSTMTS	REVISED BUDGET	YTD ACTUAL	ENCUMBRANCES	AVAILABLE BUDGET	PCT USED
50000 80200 Cap-Buildings	882,285	0	882,285	282,485.97	597,299.03	2,500.00	99.7%
50000 80500 Cap-Equipment	20,000	0	20,000	.00	.00	20,000.00	.0%
501 Emergency Medical Services							
501 Emergency Medical Services							
501 37115 State-EMS Grant	-20,000	0	-20,000	-20,000.00	.00	.00	100.0%
50101 Emergency Medical Services							
50101 80500 Cap-Equipment	20,000	0	20,000	19,995.00	.00	5.00	100.0%
520 Law Enforcement Protection							
520 Law Enforcement Protection							
520 37130 State-Law Enforcement	-69,000	0	-69,000	-69,000.00	.00	.00	100.0%
52020 Law Enforcement Protection							
52020 64475 Ops-Material & Supp	0	0	0	1,014.72	.00	-1,014.72	100.0%*
52020 64525 Ops-Police Supplies	59,000	0	59,000	17,483.10	.00	41,516.90	29.6%
52020 66100 Empl-Training	10,000	0	10,000	29,285.28	2,096.25	-21,381.53	313.8%*
52020 66200 Empl-Per Diem	0	0	0	10,646.73	5,017.48	-15,664.21	100.0%*
52020 66300 Empl-Mileage	0	0	0	178.76	.00	-178.76	100.0%*
52020 66400 Empl-Transportation	0	0	0	54.82	.00	-54.82	100.0%*
550 Beautification							
550 Beautification							
550 37105 State-Beautification	-23,109	0	-23,109	-12,816.88	.00	-10,292.12	55.5%*

FOR 2020 09

550 Beautification	ORIGINAL APPROP	TRANFRS/ ADJSTMTS	REVISED BUDGET	YTD ACTUAL	ENCUMBRANCES	AVAILABLE BUDGET	PCT USED
55050 Beautification							
55050 61000 ConProf-Advertising	8,200	0	8,200	362.17	2,638.62	5,199.21	36.6%
55050 61200 ConProf-General	19,364	0	19,364	9,250.00	1,000.00	9,114.00	52.9%
55050 61900 ConProf-Misc	0	0	0	457.29	.00	-457.29	100.0%*
55050 64475 Ops-Material & Supp	15,700	0	15,700	13,388.55	4,993.01	-2,681.56	117.1%*
55050 64800 Ops-Uniforms	0	0	0	140.00	.00	-140.00	100.0%*
55050 66000 Empl-Dues & Subscri	0	0	0	210.00	.00	-210.00	100.0%*
55050 66100 Empl-Training	1,840	0	1,840	595.00	.00	1,245.00	32.3%
55050 66200 Empl-Per Diem	1,000	0	1,000	1,053.61	.00	-53.61	105.4%*
55050 66400 Empl-Transportation	0	0	0	535.17	.00	-535.17	100.0%*
55050 66900 Empl-Misc	0	0	0	149.90	.00	-149.90	100.0%*
570 Municipal Transit							
570 Municipal Transit							
570 33017 Fees-Transit	-66,000	0	-66,000	-44,929.50	.00	-21,070.50	68.1%*
570 33018 Fees-Transit Contract	-6,000	0	-6,000	-9,932.25	.00	3,932.25	165.5%
570 37220 Federal-Transit Admin	-256,411	0	-256,411	-89,210.36	.00	-167,200.64	34.8%*
570 37230 Federal-Transit Op 53	-398,525	0	-398,525	-108,834.68	.00	-289,690.32	27.3%*
570 37235 Federal-Transit Cap 5	-168,783	0	-168,783	.00	.00	-168,783.00	.0%*
570 40000 Transfer-IN-Revenue	-650,000	-43,428	-693,428	-693,428.00	.00	.00	100.0%
570 45000 Transfer-TO-Expense	27,000	0	27,000	27,000.00	.00	.00	100.0%
57070 Municipal Transit							
57070 50200 Direct-Administrati	0	0	0	.00	.00	.00	.0%
57070 50500 Labor-Regular	770,490	0	770,490	476,165.21	.00	294,324.79	61.8%
57070 50600 Direct-Part-time	0	0	0	.00	.00	.00	.0%
57070 51000 Labor-OT	0	0	0	6,108.41	.00	-6,108.41	100.0%*
57070 52000 Labor-Vaction	0	0	0	22,429.39	.00	-22,429.39	100.0%*
57070 52100 Labor-Holiday	0	0	0	18,007.80	.00	-18,007.80	100.0%*
57070 53000 Labor-Sick	0	0	0	22,416.84	.00	-22,416.84	100.0%*
57070 54000 Labor-Other	0	43,428	43,428	41,977.48	.00	1,450.52	96.7%
57070 55000 Labor-Allowances	0	0	0	2,083.75	.00	-2,083.75	100.0%*
57070 58000 Associated-Health I	173,092	0	173,092	93,619.01	.00	79,472.99	54.1%
57070 58100 Associated-FICA	58,942	0	58,942	42,239.14	.00	16,702.86	71.7%

FOR 2020 09

	ORIGINAL APPROP	TRANFRS/ ADJSTMTS	REVISED BUDGET	YTD ACTUAL	ENCUMBRANCES	AVAILABLE BUDGET	PCT USED
57070 58200 Associated-PERA	59,743	0	59,743	44,654.14	.00	15,088.86	74.7%
57070 58300 Associated-RHCA	14,075	0	14,075	9,124.44	.00	4,950.56	64.8%
57070 58900 Associated-Other	260	0	260	160.40	.00	99.60	61.7%
57070 61000 ConProf-Advertising	6,700	0	6,700	4,077.06	1,755.36	867.58	87.1%
57070 61200 ConProf-General	3,025	0	3,025	3,770.24	1,746.59	-2,491.83	182.4%*
57070 63100 Fees-Filing	200	0	200	.00	.00	200.00	.0%
57070 64075 Ops-Books	0	0	0	426.00	.00	-426.00	100.0%*
57070 64115 Ops-Comp Hardware/S	0	0	0	388.28	.00	-388.28	100.0%*
57070 64425 Ops-Landscaping	0	0	0	92.18	.00	-92.18	100.0%*
57070 64475 Ops-Material & Supp	10,200	0	10,200	10,919.95	1,555.36	-2,275.31	122.3%*
57070 64575 Ops-PPE	0	0	0	256.44	477.00	-733.44	100.0%*
57070 64600 Ops-Postage & Shipp	200	0	200	106.47	.00	93.53	53.2%
57070 64775 Ops-Tools & Equip	0	0	0	.00	443.50	-443.50	100.0%*
57070 64800 Ops-Uniforms	2,000	0	2,000	280.76	2,199.16	-479.92	124.0%*
57070 64825 Ops-Vehicle	70,400	50,000	120,400	43,090.61	31,302.35	46,007.04	61.8%
57070 64990 Ops-Misc	0	0	0	.00	1,100.00	-1,100.00	100.0%*
57070 65000 Maint-Building	4,500	0	4,500	459.28	.00	4,040.72	10.2%
57070 65050 Maint-Equipment	100	0	100	.00	.00	100.00	.0%
57070 65550 Maint-Vehicle	32,600	0	32,600	42,297.52	13,690.38	-23,387.90	171.7%*
57070 66000 Empl-Dues & Subscri	800	0	800	400.00	.00	400.00	50.0%
57070 66100 Empl-Training	2,000	0	2,000	.00	.00	2,000.00	.0%
57070 66200 Empl-Per Diem	1,600	0	1,600	628.91	.00	971.09	39.3%
57070 66500 Empl-Personnel	3,500	0	3,500	521.73	777.95	2,200.32	37.1%
57070 66900 Empl-Misc	0	0	0	1,620.00	540.00	-2,160.00	100.0%*
57070 67100 Util-Electric	6,400	0	6,400	2,283.18	1,833.11	2,283.71	64.3%
57070 67200 Util-Gas	0	0	0	715.28	907.02	-1,622.30	100.0%*
57070 67400 Util-Telephone & Co	5,000	0	5,000	2,982.13	2,125.03	-107.16	102.1%*
57070 67500 Util-Water	0	0	0	1,466.30	333.70	-1,800.00	100.0%*
57070 80300 Cap-Improvements	138,500	0	138,500	.00	.00	138,500.00	.0%
57070 80500 Cap-Equipment	136,783	30,200	166,983	.00	.00	166,983.00	.0%
580 CDBG Grant							
580 CDBG Grant							
580 37290 Federal-Misc	-500,000	0	-500,000	.00	.00	-500,000.00	.0%*
580 40000 Transfer-IN-Revenue	-100,000	0	-100,000	-100,000.00	.00	.00	100.0%
58080 CDBG Grant							
58080 80200 Cap-Buildings	500,000	0	500,000	5,000.00	10,000.00	485,000.00	3.0%

FOR 2020 09

	ORIGINAL APPROP	TRANFRS/ ADJSTMTS	REVISED BUDGET	YTD ACTUAL	ENCUMBRANCES	AVAILABLE BUDGET	PCT USED
600 LT-Promotional							
600 LT-Promotional							
600 30400 LT-Promotional	-1,664,000	-176,000	-1,840,000	-1,218,080.49	.00	-621,919.51	66.2%*
600 30401 LT-Promotional Penalt	0	0	0	-40.00	.00	40.00	100.0%
60000 LT-Promotional							
60000 68400 LT-Promo-City	329,065	175,000	504,065	152,275.97	348,326.20	3,462.83	99.3%
60000 68700 LT-Promo-Outside	1,098,559	527,033	1,625,592	534,754.86	730,719.89	360,117.43	77.8%
60000 80300 Cap-Improvements	60,000	0	60,000	8,327.61	51,672.39	.00	100.0%
60000 80500 Cap-Equipment	20,993	0	20,993	.00	.00	20,993.00	.0%
650 LT-Non Promotional							
650 LT-Non Promotional							
650 30402 LT-Non Promotional	-2,481,000	-360,000	-2,841,000	-1,827,120.85	.00	-1,013,879.15	64.3%*
650 30403 LT-Non Promotional Pe	0	0	0	-60.00	.00	60.00	100.0%
65000 LT-Non Promotional							
65000 61200 ConProf-General	0	0	0	1,927.95	.00	-1,927.95	100.0%*
65000 68400 LT-NP-City	360,259	22,500	382,759	202,227.98	132,408.66	48,122.36	87.4%
65000 68700 LT - NP-Outside	359,738	4,000	363,738	238,306.63	125,431.37	.00	100.0%
65000 80200 Cap-Buildings	225,607	0	225,607	215,021.94	.00	10,585.06	95.3%
65000 80300 Cap-Improvements	3,135,677	1,015,000	4,150,677	625,649.39	1,298,125.56	2,226,902.05	46.3%
700 Water & Sewer							
700 Water & Sewer							
700 33006 Fees-Late	-179,000	0	-179,000	-157,138.70	.00	-21,861.30	87.8%*

FOR 2020 09

700 Water & Sewer	ORIGINAL APPROP	TRANFRS/ ADJSTMTS	REVISED BUDGET	YTD ACTUAL	ENCUMBRANCES	AVAILABLE BUDGET	PCT USED
700 33008 Lien Interest	0	0	0	-705.07	.00	705.07	100.0%
700 33011 Fees-NSF	-1,000	0	-1,000	-1,170.00	.00	170.00	117.0%
700 33019 W&S Connect	-1,000	0	-1,000	-200.00	.00	-800.00	20.0%*
700 33020 W&S Reconnect	-111,000	0	-111,000	-84,961.41	.00	-26,038.59	76.5%*
700 33021 W&S Tap	-272,000	0	-272,000	-291,257.13	.00	19,257.13	107.1%
700 33090 Fees-Misc	-49,000	0	-49,000	-15,970.00	.00	-33,030.00	32.6%*
700 34200 Services-Septage	-972,000	0	-972,000	-1,516,949.52	.00	544,949.52	156.1%
700 34210 Services-Effluent	-849,600	0	-849,600	-500,544.58	.00	-349,055.42	58.9%*
700 34220 Services-City Water	-4,850,000	0	-4,850,000	-3,597,176.48	.00	-1,252,823.52	74.2%*
700 34230 Services-La Huerta Wa	-640,000	0	-640,000	-488,284.02	.00	-151,715.98	76.3%*
700 34240 Services-Double Eagle	-741,000	0	-741,000	-814,414.38	.00	73,414.38	109.9%
700 34250 Services-Sewer	-4,750,000	0	-4,750,000	-3,613,193.65	.00	-1,136,806.35	76.1%*
700 34260 Services-W&S Analysis	0	0	0	-34,640.00	.00	34,640.00	100.0%
700 36000 Interest-CDs	0	0	0	-15,905.24	.00	15,905.24	100.0%
700 36030 Interest-Investments	-20,000	0	-20,000	.00	.00	-20,000.00	.0%*
700 36040 Interest-Misc	-34,000	0	-34,000	-51,121.25	.00	17,121.25	150.4%
700 37135 State-Legislative Gra	-250,000	0	-250,000	.00	.00	-250,000.00	.0%*
700 38004 Misc-Fixed Asset-Sale	0	0	0	-3,864.80	.00	3,864.80	100.0%
700 38007 Misc-Long/Short Cash	0	0	0	84.07	.00	-84.07	100.0%*
700 38090 Misc-All Other	-93,000	-42,243	-135,243	-15,413.04	.00	-119,829.96	11.4%*
700 40000 Transfer-IN-Revenue	-4,500,000	-215,865	-4,715,865	-7,715,865.00	.00	3,000,000.00	163.6%
700 45000 Transfer-TO-Expense	3,695,674	0	3,695,674	6,695,674.00	.00	-3,000,000.00	181.2%*
70000 Water							
70000 50200 Direct-Administrati	0	0	0	.00	.00	.00	.0%
70000 50500 Labor-Regular	1,756,064	0	1,756,064	953,078.72	.00	802,985.28	54.3%
70000 51000 Labor-OT	0	0	0	140,137.47	.00	-140,137.47	100.0%*
70000 52000 Labor-Vaction	0	0	0	47,447.18	.00	-47,447.18	100.0%*
70000 52100 Labor-Holiday	0	0	0	43,375.09	.00	-43,375.09	100.0%*
70000 53000 Labor-Sick	0	0	0	41,286.93	.00	-41,286.93	100.0%*
70000 54000 Labor-Other	0	87,604	87,604	93,689.69	.00	-6,085.69	106.9%*
70000 55000 Labor-Allowances	0	0	0	24,838.75	.00	-24,838.75	100.0%*
70000 58000 Associated-Health I	311,870	0	311,870	183,396.06	.00	128,473.94	58.8%
70000 58100 Associated-FICA	134,339	0	134,339	98,065.78	.00	36,273.22	73.0%
70000 58200 Associated-PERA	144,224	0	144,224	102,684.19	.00	41,539.81	71.2%
70000 58300 Associated-RHCA	33,980	0	33,980	20,957.49	.00	13,022.51	61.7%
70000 58900 Associated-Other	250	0	250	167.00	.00	83.00	66.8%
70000 61000 ConProf-Advertising	100	0	100	1,371.35	3,172.53	-4,443.88	4543.9%*
70000 61200 ConProf-General	838,875	0	838,875	389,619.95	287,573.64	161,681.41	80.7%
70000 61350 ConProf-Engineering	0	0	0	7,072.82	4,895.93	-11,968.75	100.0%*
70000 61550 ConProf-Legal	0	0	0	1,355.66	337.65	-1,693.31	100.0%*
70000 61900 ConProf-Misc	0	0	0	19,049.78	.00	-19,049.78	100.0%*

FOR 2020 09

	ORIGINAL APPROP	TRANFRS/ ADJSTMTS	REVISED BUDGET	YTD ACTUAL	ENCUMBRANCES	AVAILABLE BUDGET	PCT USED
70000 63100 Fees-Filing	0	0	0	159.00	.00	-159.00	100.0%*
70000 63350 Fees-Water Conserva	83,800	0	83,800	58,305.59	93,190.00	-67,695.59	180.8%*
70000 63400 Fees-Water Franchis	20,000	0	20,000	20,000.00	.00	.00	100.0%
70000 64115 Ops-Comp Hardware/S	0	0	0	129.23	.00	-129.23	100.0%*
70000 64425 Ops-Landscaping	0	0	0	1,749.31	.00	-1,749.31	100.0%*
70000 64475 Ops-Material & Supp	192,600	42,243	234,843	160,050.23	64,234.08	10,558.69	95.5%
70000 64575 Ops-PPE	0	0	0	6,998.96	2,617.12	-9,616.08	100.0%*
70000 64600 Ops-Postage & Shipp	19,900	0	19,900	17,577.29	6,038.42	-3,715.71	118.7%*
70000 64675 Ops-Safety Train /	0	0	0	6,867.63	2,700.00	-9,567.63	100.0%*
70000 64775 Ops-Tools & Equip	0	0	0	23,395.40	2,333.21	-25,728.61	100.0%*
70000 64800 Ops-Uniforms	14,500	0	14,500	5,864.24	1,308.49	7,327.27	49.5%
70000 64825 Ops-Vehicle	66,200	0	66,200	44,411.81	22,130.08	-341.89	100.5%*
70000 64990 Ops-Misc	0	0	0	1,032.32	2,059.67	-3,091.99	100.0%*
70000 65000 Maint-Building	0	30,000	30,000	15,117.12	1,161.76	13,721.12	54.3%
70000 65050 Maint-Equipment	84,100	0	84,100	71,471.77	11,175.82	1,452.41	98.3%
70000 65350 Maint-Service Line	300,000	-754	299,246	379,106.85	49,070.80	-128,931.17	143.1%*
70000 65500 Maint-Turf	0	0	0	.00	13.95	-13.95	100.0%*
70000 65550 Maint-Vehicle	28,700	0	28,700	22,261.24	4,726.51	1,712.25	94.0%
70000 65900 Maint-Misc	0	0	0	1,236.85	3,207.04	-4,443.89	100.0%*
70000 66000 Empl-Dues & Subscri	3,400	0	3,400	1,952.00	1,618.00	-170.00	105.0%*
70000 66100 Empl-Training	1,300	0	1,300	5,882.76	7,065.56	-11,648.32	996.0%*
70000 66200 Empl-Per Diem	1,500	0	1,500	888.00	.00	612.00	59.2%
70000 66300 Empl-Mileage	0	0	0	516.22	.01	-516.23	100.0%*
70000 66500 Empl-Personnel	200	0	200	692.26	240.14	-732.40	466.2%*
70000 66600 Empl-Service Awards	0	0	0	135.00	.00	-135.00	100.0%*
70000 67100 Util-Electric	481,100	0	481,100	272,594.88	185,162.42	23,342.70	95.1%
70000 67200 Util-Gas	0	0	0	818.01	2,734.40	-3,552.41	100.0%*
70000 67400 Util-Telephone & Co	12,600	0	12,600	8,853.58	8,838.47	-5,092.05	140.4%*
70000 67500 Util-Water	0	0	0	1,667.38	832.62	-2,500.00	100.0%*
70000 80300 Cap-Improvements	1,478,708	304,704	1,783,412	90,807.69	130,889.81	1,561,714.54	12.4%
70000 80400 Cap-Infrastructure	1,500,000	29,451	1,529,451	58,110.10	116,079.13	1,355,261.40	11.4%
70000 80500 Cap-Equipment	800,000	271,052	1,071,052	259,486.28	642,219.26	169,346.79	84.2%
70001 Waste Water							
70001 50500 Labor-Regular	650,531	0	650,531	428,625.26	.00	221,905.74	65.9%
70001 51000 Labor-OT	0	0	0	13,230.05	.00	-13,230.05	100.0%*
70001 52000 Labor-Vaction	0	0	0	18,033.39	.00	-18,033.39	100.0%*
70001 52100 Labor-Holiday	0	0	0	17,547.60	.00	-17,547.60	100.0%*
70001 53000 Labor-Sick	0	0	0	11,376.45	.00	-11,376.45	100.0%*
70001 54000 Labor-Other	0	45,478	45,478	39,021.57	.00	6,456.43	85.8%
70001 55000 Labor-Allowances	0	0	0	6,573.75	.00	-6,573.75	100.0%*
70001 58000 Associated-Health I	148,369	0	148,369	95,200.87	.00	53,168.13	64.2%

FOR 2020 09

	ORIGINAL APPROP	TRANFRS/ ADJSTMTS	REVISED BUDGET	YTD ACTUAL	ENCUMBRANCES	AVAILABLE BUDGET	PCT USED
70001 58100 Associated-FICA	49,766	0	49,766	38,209.47	.00	11,556.53	76.8%
70001 58200 Associated-PERA	58,226	0	58,226	44,842.18	.00	13,383.82	77.0%
70001 58300 Associated-RHCA	13,718	0	13,718	9,163.47	.00	4,554.53	66.8%
70001 58900 Associated-Other	100	0	100	66.70	.00	33.30	66.7%
70001 61000 ConProf-Advertising	100	0	100	387.54	129.46	-417.00	517.0%*
70001 61200 ConProf-General	45,550	0	45,550	28,452.51	7,512.48	9,585.01	79.0%
70001 61350 ConProf-Engineering	0	0	0	.00	1,000.00	-1,000.00	100.0%*
70001 61900 ConProf-Misc	0	0	0	.00	3,182.32	-3,182.32	100.0%*
70001 63100 Fees-Filing	0	0	0	158.00	.00	-158.00	100.0%*
70001 63300 Fees-Public Notices	1,008	0	1,008	.00	.00	1,008.00	.0%
70001 64425 Ops-Landscaping	0	0	0	132.75	.00	-132.75	100.0%*
70001 64475 Ops-Material & Supp	95,000	0	95,000	75,687.97	8,680.60	10,631.43	88.8%
70001 64575 Ops-PPE	0	0	0	171.28	.00	-171.28	100.0%*
70001 64600 Ops-Postage & Shipp	18,500	0	18,500	16,444.63	5,326.15	-3,270.78	117.7%*
70001 64675 Ops-Safety Train /	0	0	0	2,055.20	.00	-2,055.20	100.0%*
70001 64775 Ops-Tools & Equip	0	0	0	453.87	.00	-453.87	100.0%*
70001 64800 Ops-Uniforms	3,300	0	3,300	1,442.99	24.00	1,833.01	44.5%
70001 64825 Ops-Vehicle	5,500	0	5,500	3,701.98	2,761.79	-963.77	117.5%*
70001 65000 Maint-Building	8,500	0	8,500	3,586.05	1,687.45	3,226.50	62.0%
70001 65050 Maint-Equipment	131,800	0	131,800	100,721.14	61,924.59	-30,845.73	123.4%*
70001 65550 Maint-Vehicle	1,200	0	1,200	1,684.77	.00	-484.77	140.4%*
70001 66000 Empl-Dues & Subscri	1,600	0	1,600	841.00	.00	759.00	52.6%
70001 66100 Empl-Training	2,700	0	2,700	3,560.00	478.00	-1,338.00	149.6%*
70001 66200 Empl-Per Diem	4,200	0	4,200	1,377.00	303.00	2,520.00	40.0%
70001 66500 Empl-Personnel	300	0	300	214.13	.00	85.87	71.4%
70001 66600 Empl-Service Awards	0	0	0	135.00	.00	-135.00	100.0%*
70001 67100 Util-Electric	113,300	0	113,300	73,787.50	46,212.50	-6,700.00	105.9%*
70001 67400 Util-Telephone & Co	4,500	0	4,500	3,112.96	1,319.80	67.24	98.5%
70001 67500 Util-Water	0	0	0	313.71	1,686.29	-2,000.00	100.0%*
70001 80400 Cap-Infrastructure	300,000	0	300,000	297,795.97	.00	2,204.03	99.3%
70001 80500 Cap-Equipment	600,000	0	600,000	6,710.18	.00	593,289.82	1.1%
70002 Double Eagle							
70002 50500 Labor-Regular	552,478	0	552,478	352,110.33	.00	200,367.67	63.7%
70002 51000 Labor-OT	0	0	0	71,890.90	.00	-71,890.90	100.0%*
70002 52000 Labor-Vaction	0	0	0	11,888.57	.00	-11,888.57	100.0%*
70002 52100 Labor-Holiday	0	0	0	13,705.60	.00	-13,705.60	100.0%*
70002 53000 Labor-Sick	0	0	0	9,959.66	.00	-9,959.66	100.0%*
70002 54000 Labor-Other	0	41,228	41,228	34,733.14	.00	6,494.86	84.2%
70002 55000 Labor-Allowances	0	0	0	5,518.75	.00	-5,518.75	100.0%*
70002 58000 Associated-Health I	134,160	0	134,160	89,349.86	.00	44,810.14	66.6%
70002 58100 Associated-FICA	42,265	0	42,265	35,922.35	.00	6,342.65	85.0%

FOR 2020 09

	ORIGINAL APPROP	TRANFRS/ ADJSTMTS	REVISED BUDGET	YTD ACTUAL	ENCUMBRANCES	AVAILABLE BUDGET	PCT USED
70002 58200 Associated-PERA	43,952	0	43,952	34,741.70	.00	9,210.30	79.0%
70002 58300 Associated-RHCA	10,355	0	10,355	7,099.18	.00	3,255.82	68.6%
70002 58900 Associated-Other	80	0	80	55.20	.00	24.80	69.0%
70002 61000 ConProf-Advertising	100	0	100	387.53	129.47	-417.00	517.0%*
70002 61200 ConProf-General	111,000	0	111,000	17,205.78	39,446.97	54,347.25	51.0%
70002 64475 Ops-Material & Supp	28,700	0	28,700	13,038.60	5,921.34	9,740.06	66.1%
70002 64575 Ops-PPE	0	0	0	1,192.71	.00	-1,192.71	100.0%*
70002 64600 Ops-Postage & Shipp	200	0	200	.00	.00	200.00	.0%
70002 64775 Ops-Tools & Equip	0	0	0	1,134.71	243.56	-1,378.27	100.0%*
70002 64800 Ops-Uniforms	2,800	0	2,800	955.57	303.00	1,541.43	44.9%
70002 64825 Ops-Vehicle	34,200	0	34,200	14,811.19	17,188.81	2,200.00	93.6%
70002 65000 Maint-Building	0	0	0	23.96	107.00	-130.96	100.0%*
70002 65050 Maint-Equipment	3,100	0	3,100	17,315.10	5,077.71	-19,292.81	722.3%*
70002 65350 Maint-Service Line	52,000	0	52,000	45,906.90	748.00	5,345.10	89.7%
70002 65550 Maint-Vehicle	12,500	0	12,500	16,576.50	1,826.10	-5,902.60	147.2%*
70002 66000 Empl-Dues & Subscri	700	0	700	301.00	299.00	100.00	85.7%
70002 66100 Empl-Training	2,500	0	2,500	1,051.43	1,000.00	448.57	82.1%
70002 66200 Empl-Per Diem	100	0	100	.00	.00	100.00	.0%
70002 66500 Empl-Personnel	400	0	400	34.71	.00	365.29	8.7%
70002 66600 Empl-Service Awards	0	0	0	135.00	.00	-135.00	100.0%*
70002 67100 Util-Electric	71,500	0	71,500	52,428.79	14,571.21	4,500.00	93.7%
70002 67200 Util-Gas	0	0	0	336.86	705.56	-1,042.42	100.0%*
70002 67400 Util-Telephone & Co	2,700	0	2,700	1,858.52	3,925.85	-3,084.37	214.2%*
70002 67500 Util-Water	0	0	0	260.58	739.42	-1,000.00	100.0%*
70002 80300 Cap-Improvements	455,207	-55,207	400,000	.00	.00	400,000.00	.0%
70002 80400 Cap-Infrastructure	8,684,822	1,900,000	10,584,822	8,317,640.03	1,772,115.91	495,066.06	95.3%
70003 Collection System							
70003 50200 Direct-Administrati	0	0	0	.00	.00	.00	.0%
70003 50500 Labor-Regular	457,686	0	457,686	252,708.61	.00	204,977.39	55.2%
70003 51000 Labor-OT	0	0	0	30,581.73	.00	-30,581.73	100.0%*
70003 52000 Labor-Vaction	0	0	0	9,707.22	.00	-9,707.22	100.0%*
70003 52100 Labor-Holiday	0	0	0	11,678.41	.00	-11,678.41	100.0%*
70003 53000 Labor-Sick	0	0	0	10,338.64	.00	-10,338.64	100.0%*
70003 54000 Labor-Other	0	20,670	20,670	14,344.53	.00	6,325.47	69.4%
70003 55000 Labor-Allowances	0	0	0	4,455.00	.00	-4,455.00	100.0%*
70003 58000 Associated-Health I	96,143	0	96,143	54,257.60	.00	41,885.40	56.4%
70003 58100 Associated-FICA	35,013	0	35,013	24,023.38	.00	10,989.62	68.6%
70003 58200 Associated-PERA	37,171	0	37,171	26,860.48	.00	10,310.52	72.3%
70003 58300 Associated-RHCA	8,758	0	8,758	5,488.21	.00	3,269.79	62.7%
70003 58900 Associated-Other	70	0	70	41.40	.00	28.60	59.1%
70003 61000 ConProf-Advertising	100	0	100	387.54	129.46	-417.00	517.0%*

FOR 2020 09

	ORIGINAL APPROP	TRANFRS/ ADJSTMTS	REVISED BUDGET	YTD ACTUAL	ENCUMBRANCES	AVAILABLE BUDGET	PCT USED
70003 61200 ConProf-General	76,750	0	76,750	1,758.22	2,481.76	72,510.02	5.5%
70003 61350 ConProf-Engineering	0	0	0	65,767.04	29,351.71	-95,118.75	100.0%*
70003 61900 ConProf-Misc	0	0	0	20,235.26	2.15	-20,237.41	100.0%*
70003 64475 Ops-Material & Supp	33,000	0	33,000	13,765.87	5,502.96	13,731.17	58.4%
70003 64575 Ops-PPE	0	0	0	1,323.17	19.56	-1,342.73	100.0%*
70003 64600 Ops-Postage & Shipp	0	0	0	949.54	15.04	-964.58	100.0%*
70003 64675 Ops-Safety Train /	0	0	0	143.94	.00	-143.94	100.0%*
70003 64775 Ops-Tools & Equip	0	0	0	6,526.18	5,821.28	-12,347.46	100.0%*
70003 64800 Ops-Uniforms	3,200	0	3,200	1,447.44	459.93	1,292.63	59.6%
70003 64825 Ops-Vehicle	32,800	0	32,800	19,716.44	17,749.79	-4,666.23	114.2%*
70003 65000 Maint-Building	500	0	500	3,466.75	.00	-2,966.75	693.4%*
70003 65050 Maint-Equipment	50,000	0	50,000	11,623.71	936.16	37,440.13	25.1%
70003 65350 Maint-Service Line	14,000	0	14,000	12,120.18	3,398.55	-1,518.73	110.8%*
70003 65550 Maint-Vehicle	25,000	0	25,000	16,611.37	6,801.78	1,586.85	93.7%
70003 66000 Empl-Dues & Subscri	700	0	700	43.00	457.00	200.00	71.4%
70003 66100 Empl-Training	2,600	0	2,600	1,583.33	.00	1,016.67	60.9%
70003 66200 Empl-Per Diem	1,600	0	1,600	1,011.00	.00	589.00	63.2%
70003 66500 Empl-Personnel	500	0	500	895.00	1,215.00	-1,610.00	422.0%*
70003 66600 Empl-Service Awards	0	0	0	135.00	.00	-135.00	100.0%*
70003 67100 Util-Electric	58,000	0	58,000	37,629.12	12,370.88	8,000.00	86.2%
70003 67400 Util-Telephone & Co	2,200	0	2,200	3,964.05	1,514.31	-3,278.36	249.0%*
70003 67500 Util-Water	0	0	0	8,102.68	1,897.32	-10,000.00	100.0%*
70003 80300 Cap-Improvements	2,000,000	-50,000	1,950,000	14,588.40	75,000.00	1,860,411.60	4.6%
70003 80500 Cap-Equipment	34,596	50,000	84,596	73,112.14	.00	11,483.86	86.4%
70004 Lab Environmental Services							
70004 50500 Labor-Regular	243,394	0	243,394	157,143.00	.00	86,251.00	64.6%
70004 51000 Labor-OT	0	0	0	4,385.22	.00	-4,385.22	100.0%*
70004 52000 Labor-Vaction	0	0	0	9,044.45	.00	-9,044.45	100.0%*
70004 52100 Labor-Holiday	0	0	0	7,992.72	.00	-7,992.72	100.0%*
70004 53000 Labor-Sick	0	0	0	5,197.81	.00	-5,197.81	100.0%*
70004 54000 Labor-Other	0	20,885	20,885	19,775.75	.00	1,109.25	94.7%
70004 55000 Labor-Allowances	0	0	0	2,168.75	.00	-2,168.75	100.0%*
70004 58000 Associated-Health I	67,669	0	67,669	45,047.16	.00	22,621.84	66.6%
70004 58100 Associated-FICA	18,620	0	18,620	14,610.52	.00	4,009.48	78.5%
70004 58200 Associated-PERA	22,054	0	22,054	17,394.72	.00	4,659.28	78.9%
70004 58300 Associated-RHCA	5,196	0	5,196	3,554.41	.00	1,641.59	68.4%
70004 58900 Associated-Other	30	0	30	20.70	.00	9.30	69.0%
70004 61000 ConProf-Advertising	3,900	0	3,900	546.12	700.21	2,653.67	32.0%
70004 61200 ConProf-General	4,700	0	4,700	2,371.82	4,427.60	-2,099.42	144.7%*
70004 61900 ConProf-Misc	0	0	0	1,029.36	1,432.94	-2,462.30	100.0%*
70004 64475 Ops-Material & Supp	25,000	0	25,000	20,212.96	5,832.49	-1,045.45	104.2%*

FOR 2020 09

	ORIGINAL APPROP	TRANFRS/ ADJSTMTS	REVISED BUDGET	YTD ACTUAL	ENCUMBRANCES	AVAILABLE BUDGET	PCT USED
70004 64600 Ops-Postage & Shipp	1,500	0	1,500	44.50	.00	1,455.50	3.0%
70004 64800 Ops-Uniforms	900	0	900	617.31	.00	282.69	68.6%
70004 64825 Ops-Vehicle	1,400	0	1,400	833.94	1,293.75	-727.69	152.0%*
70004 65000 Maint-Building	500	0	500	101.00	.00	399.00	20.2%
70004 65050 Maint-Equipment	1,000	0	1,000	312.69	.00	687.31	31.3%
70004 65550 Maint-Vehicle	200	0	200	40.54	326.93	-167.47	183.7%*
70004 66000 Empl-Dues & Subscri	400	0	400	229.00	.00	171.00	57.3%
70004 66100 Empl-Training	900	0	900	1,397.00	120.00	-617.00	168.6%*
70004 66200 Empl-Per Diem	1,000	0	1,000	1,472.63	893.14	-1,365.77	236.6%*
70004 66500 Empl-Personnel	100	0	100	.00	.00	100.00	.0%
70004 66600 Empl-Service Awards	0	0	0	66.48	.00	-66.48	100.0%*
70004 67400 Util-Telephone & Co	500	0	500	282.53	250.24	-32.77	106.6%*
720 Solid Waste Disposal							
720 Solid Waste Disposal							
720 30040 GRTR-Environmental	-1,163,000	-137,495	-1,300,495	-1,174,070.08	.00	-126,424.92	90.3%*
720 34100 Services-SWD	-6,450,000	0	-6,450,000	-5,055,221.05	.00	-1,394,778.95	78.4%*
720 36040 Interest-Misc	0	0	0	-147.82	.00	147.82	100.0%
720 37000 County-Appropriation	-30,000	0	-30,000	.00	.00	-30,000.00	.0%*
720 38013 Misc-Scrap Sales	0	0	0	-10,887.70	.00	10,887.70	100.0%
720 40000 Transfer-IN-Revenue	0	-109,816	-109,816	-109,816.00	.00	.00	100.0%
720 45000 Transfer-TO-Expense	1,165,000	0	1,165,000	1,165,000.00	.00	.00	100.0%
72030 Solid Waste Disposal							
72030 50200 Direct-Administrati	0	0	0	.00	.00	.00	.0%
72030 50500 Labor-Regular	1,561,421	0	1,561,421	933,537.82	.00	627,883.18	59.8%
72030 51000 Labor-OT	0	0	0	169,047.68	.00	-169,047.68	100.0%*
72030 52000 Labor-Vaction	0	0	0	44,964.07	.00	-44,964.07	100.0%*
72030 52100 Labor-Holiday	0	0	0	38,850.27	.00	-38,850.27	100.0%*
72030 53000 Labor-Sick	0	0	0	37,642.36	.00	-37,642.36	100.0%*
72030 54000 Labor-Other	0	109,816	109,816	96,979.82	.00	12,836.18	88.3%
72030 55000 Labor-Allowances	0	0	0	16,997.50	.00	-16,997.50	100.0%*
72030 58000 Associated-Health I	439,484	0	439,484	237,574.08	.00	201,909.92	54.1%
72030 58100 Associated-FICA	119,449	0	119,449	95,777.44	.00	23,671.56	80.2%
72030 58200 Associated-PERA	133,132	0	133,132	95,723.63	.00	37,408.37	71.9%
72030 58300 Associated-RHCA	31,366	0	31,366	19,550.74	.00	11,815.26	62.3%
72030 58900 Associated-Other	260	0	260	163.30	.00	96.70	62.8%

FOR 2020 09

	ORIGINAL APPROP	TRANFRS/ ADJSTMTS	REVISED BUDGET	YTD ACTUAL	ENCUMBRANCES	AVAILABLE BUDGET	PCT USED
72030 61000 ConProf-Advertising	100	0	100	1,616.93	824.63	-2,341.56	2441.6%*
72030 61200 ConProf-General	20,700	0	20,700	5,708.89	4,351.66	10,639.45	48.6%
72030 61500 ConProf-Household H	60,000	0	60,000	24,323.88	36,156.12	-480.00	100.8%*
72030 61600 ConProf-Methane Mon	0	0	0	9,237.81	3,079.27	-12,317.08	100.0%*
72030 61900 ConProf-Misc	0	0	0	6,158.54	3,182.31	-9,340.85	100.0%*
72030 63100 Fees-Filing	0	0	0	158.00	.00	-158.00	100.0%*
72030 63225 Fees-NMTRD GRTR	38,000	2,750	40,750	32,643.50	.00	8,106.50	80.1%
72030 64425 Ops-Landscaping	1,000	0	1,000	119.98	.00	880.02	12.0%
72030 64475 Ops-Material & Supp	34,800	0	34,800	65,385.06	26,404.80	-56,989.86	263.8%*
72030 64575 Ops-PPE	0	0	0	963.14	42.91	-1,006.05	100.0%*
72030 64600 Ops-Postage & Shipp	18,600	0	18,600	17,025.33	5,329.46	-3,754.79	120.2%*
72030 64750 Ops-SWD Containers	276,000	0	276,000	144,963.64	8,934.00	122,102.36	55.8%
72030 64775 Ops-Tools & Equip	0	0	0	260.80	.00	-260.80	100.0%*
72030 64800 Ops-Uniforms	9,400	0	9,400	4,753.96	2,296.36	2,349.68	75.0%
72030 64825 Ops-Vehicle	346,000	0	346,000	217,057.45	110,660.52	18,282.03	94.7%
72030 65000 Maint-Building	2,000	0	2,000	2,515.80	299.00	-814.80	140.7%*
72030 65050 Maint-Equipment	800	0	800	14.25	2,876.54	-2,090.79	361.3%*
72030 65400 Maint-SWD Container	68,000	0	68,000	166.45	.00	67,833.55	.2%
72030 65550 Maint-Vehicle	278,600	0	278,600	252,489.02	138,259.01	-112,148.03	140.3%*
72030 66000 Empl-Dues & Subscri	500	0	500	70.00	.00	430.00	14.0%
72030 66100 Empl-Training	2,600	0	2,600	249.00	597.00	1,754.00	32.5%
72030 66200 Empl-Per Diem	800	0	800	434.36	46.00	319.64	60.0%
72030 66500 Empl-Personnel	2,900	0	2,900	4,125.55	3,806.35	-5,031.90	273.5%*
72030 66600 Empl-Service Awards	0	0	0	231.03	.00	-231.03	100.0%*
72030 67100 Util-Electric	400	0	400	.00	.00	400.00	.0%
72030 67400 Util-Telephone & Co	1,700	0	1,700	91.36	2,395.20	-786.56	146.3%*
72030 67500 Util-Water	0	0	0	311.86	188.14	-500.00	100.0%*
72030 80500 Cap-Equipment	550,000	0	550,000	189,861.00	351,723.00	8,416.00	98.5%
72031 Sandpoint Landfill							
72031 64400 Ops-Landfill Op & E	1,500,000	0	1,500,000	717,537.39	232,462.61	550,000.00	63.3%
750 Special Museum							
750 Special Museum							
750 33003 Fees-Classes	0	0	0	-452.12	.00	452.12	100.0%
750 38090 Misc-All Other	-3,000	0	-3,000	-5,021.04	.00	2,021.04	167.4%
75060 Special Museum							
75060 61200 ConProf-General	1,000	0	1,000	33.07	.00	966.93	3.3%

FOR 2020 09

	ORIGINAL APPROP	TRANFRS/ ADJSTMTS	REVISED BUDGET	YTD ACTUAL	ENCUMBRANCES	AVAILABLE BUDGET	PCT USED
75060 64075 Ops-Books	0	0	0	472.60	.00	-472.60	100.0%*
75060 64475 Ops-Material & Supp	10,000	0	10,000	6,085.96	2,783.94	1,130.10	88.7%
75060 64600 Ops-Postage & Shipp	0	0	0	1.76	.00	-1.76	100.0%*
800 Bonds-W&S							
800 Bonds-W&S							
800 40000 Transfer-IN-Revenue	-15,487,199	-50,000	-15,537,199	-15,537,199.00	.00	.00	100.0%
80001 Bonds-2009 W&S							
80001 69000 Debt-Principal	1,035,000	11,615,000	12,650,000	12,650,000.00	.00	.00	100.0%
80001 69100 Debt-Interest	587,382	0	587,382	223,531.25	.00	363,850.75	38.1%
80001 69900 Debt-Misc	0	50,000	50,000	11,728.33	23,271.67	15,000.00	70.0%
802 Bonds-GRT Capital Outlay							
802 Bonds-GRT Capital Outlay							
802 38090 Misc-All Other	0	-4,020,000	-4,020,000	.00	.00	-4,020,000.00	.0%*
802 40000 Transfer-IN-Revenue	-446,535	-50,000	-496,535	-496,535.00	.00	.00	100.0%
80202 Bonds-GRT Capital Outlay							
80202 69000 Debt-Principal	315,000	3,705,000	4,020,000	.00	.00	4,020,000.00	.0%
80202 69100 Debt-Interest	171,857	0	171,857	.00	.00	171,857.00	.0%
80202 69900 Debt-Misc	0	50,000	50,000	29,320.82	5,679.18	15,000.00	70.0%
820 NMFA-Governmental							
820 NMFA-Governmental							
820 36040 Interest-Misc	0	0	0	-4,764.34	.00	4,764.34	100.0%

FOR 2020 09

820 NMFA-Governmental	ORIGINAL APPROP	TRANFRS/ ADJSTMTS	REVISED BUDGET	YTD ACTUAL	ENCUMBRANCES	AVAILABLE BUDGET	PCT USED
820 37192 State-NMFA Loan	0	0	0	-4,020,000.00	.00	4,020,000.00	100.0%
820 40000 Transfer-IN-Revenue	-476,089	0	-476,089	-743,342.11	.00	267,253.11	156.1%
82020 NMFA-Governmental							
82020 69000 Debt-Principal	454,812	0	454,812	3,845,000.00	.00	-3,390,188.00	845.4%*
82020 69100 Debt-Interest	109,064	0	109,064	119,932.30	.00	-10,868.30	110.0%*
82020 69200 Debt-Loan Fees	213	0	213	106.17	.00	106.83	49.8%
82020 69900 Debt-Misc	0	0	0	57,783.35	.00	-57,783.35	100.0%*
850 NMFA-Water & Sewer							
850 NMFA-Water & Sewer							
850 36040 Interest-Misc	0	0	0	-8,890.35	.00	8,890.35	100.0%
850 40000 Transfer-IN-Revenue	-1,743,475	0	-1,743,475	-1,743,475.00	.00	.00	100.0%
85050 NMFA-Water & Sewer							
85050 69000 Debt-Principal	1,665,313	0	1,665,313	815,006.11	.00	850,306.89	48.9%
85050 69100 Debt-Interest	582,691	0	582,691	516,391.06	.00	66,299.94	88.6%
870 NMFA-Solid Waste Disposal							
870 NMFA-Solid Waste Disposal							
870 36040 Interest-Misc	0	0	0	-1,625.93	.00	1,625.93	100.0%
870 40000 Transfer-IN-Revenue	-756,000	0	-756,000	-756,000.00	.00	.00	100.0%
87070 NMFA-Solid Waste Disposal							
87070 69000 Debt-Principal	115,203	0	115,203	.00	.00	115,203.00	.0%
87070 69100 Debt-Interest	11,004	0	11,004	5,501.99	.00	5,502.01	50.0%
900 Permanent W&S							
900 Permanent W&S							

FOR 2020 09

900 Permanent W&S	ORIGINAL APPROP	TRANFRS/ ADJSTMTS	REVISED BUDGET	YTD ACTUAL	ENCUMBRANCES	AVAILABLE BUDGET	PCT USED
900 36000 Interest-CDs	0	0	0	-18,179.04	.00	18,179.04	100.0%
900 36030 Interest-Investments	-150,000	0	-150,000	-102,010.61	.00	-47,989.39	68.0%*
900 36100 Investments-Gain/Loss	-75,000	0	-75,000	-198,393.67	.00	123,393.67	264.5%
90000 Permanent W&S							
90000 64025 Ops-Bank Charges	11,000	0	11,000	7,450.86	.00	3,549.14	67.7%
950 WIPP Accel Impact							
950 WIPP Accel Impact							
950 38012 Misc-Reimbursements	-91,000	0	-91,000	-91,012.75	.00	12.75	100.0%
95050 WIPP Accel Impact							
95050 64990 Ops-Misc	91,000	0	91,000	91,012.75	.00	-12.75	100.0%*
GRAND TOTAL	22,276,582	19,883,008	42,159,590	1,959,441.39	19,755,039.04	20,445,109.96	51.5%

** END OF REPORT - Generated by Wendy D Austin **

RESOLUTION NO. 2020-20

A RESOLUTION MAKING CERTAIN BUDGETARY ADJUSTMENTS TO THE 2019-20 FISCAL YEAR BUDGET

WHEREAS, it is necessary to amend the 2019-20 fiscal year budget to adjust revenues, transfers and expenditures as reflected on the attached pages, and incorporated herein by reference.

NOW, THEREFORE, BE IT RESOLVED BY THE GOVERNING BODY OF THE CITY OF CARLSBAD that the 2019-20 fiscal year budget be amended as attached.

INTRODUCED, PASSED, ADOPTED AND APPROVED this 26th day of May 2020.

_____
Mayor

ATTEST:

_____
City Clerk

The City of Carlsbad, NM
Budget Adjustments
FY 2019-20

Description		Revenues & Transfers		Costs		Approvals		
		Increase (Decrease) to Fund		Labor, Operating, Capital Increase (Decrease) to Fund		Dates		
Fund / Department	Item	Amount	R or T	Amount	L, O, C	Budget Com	Council	DFA
September 2019								
General Fund	Increase GRTR to reflect actuals & budget state imposed GRTR administration expenditures.	6,331,875.00	R	(126,600.00)	O	9/30/2019	10/8/2019	10/11/2019
GRT Capital Outlay	Increase GRTR to reflect actuals & budget state imposed GRTR administration expenditures.	231,720.00	R	(4,635.00)	O	9/30/2019	10/8/2019	10/11/2019
Sports Complex	Increase GRTR to reflect actuals & budget state imposed GRTR administration expenditures.	235,590.00	R	(4,710.00)	O	9/30/2019	10/8/2019	10/11/2019
Solid Waste	Increase GRTR to reflect actuals & budget state imposed GRTR administration expenditures.	137,495.00	R	(2,750.00)	O	9/30/2019	10/8/2019	10/11/2019
General Fund-Parks	NWP donation for park improvements.	96,477.00	R	(96,477.00)	C	9/30/2019	10/8/2019	10/11/2019
General Fund	Transfer Out to Bonds-W&S.	(50,000.00)	T			9/30/2019	10/8/2019	10/11/2019
General Fund	Transfer Out to Bonds-GRT Capital Outlay.	(50,000.00)	T			9/30/2019	10/8/2019	10/11/2019
General Fund-Finance	Transfer cost of bond redemption & refunding to Bonds Fund.			100,000.00	O		10/8/2019	10/11/2019
Bonds-W&S	Transfer In from GF for the cost of Bond Redemption.	50,000.00	T	(11,665,000.00)	O	9/30/2019	10/8/2019	10/11/2019
Bonds-GRT Capital Outlay	Transfer In from GF for the cost of Refunding - $50,000. Refund bond to NMFA - $4,020,000.	4,070,000.00	T/R	(3,755,000.00)	O	9/30/2019	10/8/2019	10/11/2019
General Fund-Exec & Leg	Median & improvement projects.			(250,000.00)	C	9/30/2019	10/8/2019	10/11/2019
General Fund-Fire	Replace the motor on the rescue boat.			(15,000.00)	C	9/30/2019	10/8/2019	10/11/2019
General Fund-N Mesa Sr Center	Lapidary project carryover from FY19.			(21,920.00)	C	9/30/2019	10/8/2019	10/11/2019
General Fund-Projects	Additional funding for dam repairs.			(420,000.00)	C	9/30/2019	10/8/2019	10/11/2019
Lodgers Tax-Promo	Department of Development - Lake Carlsbad Recreation Area/Cascades Electronic Sign - Advertising.			(216,867.00)	O	9/30/2019	10/8/2019	10/11/2019
Lodgers Tax-Promo	Fishing Derby - Advertising.			(3,500.00)	O	9/30/2019	10/8/2019	10/11/2019
Lodgers Tax-Promo	Chamber of Commerce - Entry Billboards - Advertising.			(30,862.00)	O	9/30/2019	10/8/2019	10/11/2019
Lodgers Tax-Non Promo	Internal Request - Annual Firefighter Combat Challenge.			(27,500.00)	O	9/30/2019	10/8/2019	10/11/2019
Lodgers Tax-Non Promo	Carlsbad MainStreet -Gazebo holiday lights.			(4,000.00)	O	9/30/2019	10/8/2019	10/11/2019
General Fund	Transfer Out to Airport Improvement Fund.	(650,000.00)	T			9/30/2019	10/8/2019	10/11/2019
Airport Improvements	Airport improvement lighting.	650,000.00	T	(650,000.00)	C	9/30/2019	10/8/2019	10/11/2019
Airport Improvements	Legislative Grant - Taxiway B Construction Phase 2.			(851,225.00)	C	9/30/2019	10/8/2019	10/11/2019
Capital Projects	Legislative Grant - Treatment Facility.			(198,000.00)	C	9/30/2019	10/8/2019	10/11/2019
Street Improvement	Legislative Grant - Kircher Street.			(850,000.00)	C	9/30/2019	10/8/2019	10/11/2019
Street Improvement	Legislative Grant - Canal Street Storm Drainage.			(600,000.00)	C	9/30/2019	10/8/2019	10/11/2019
Water & Sewer-Water	Legislative Grant - Sewer Lift Station Generator.			(250,000.00)	C	9/30/2019	10/8/2019	10/11/2019
Water & Sewer-Water	Additional funding for Reservoir #2.			(600,000.00)	C	9/30/2019	10/8/2019	10/11/2019
Water & Sewer-Double Eagle	Final cost to complete Double Eagle project.			(1,600,000.00)	C	9/30/2019	10/8/2019	10/11/2019
Health Insurance	Transfer Out to General, Municipal Transit, Solid Waste, Sports Complex and Water & Sewer Funds for employee health insurance rebate.	(1,727,819.00)	T			9/30/2019	10/8/2019	10/11/2019

Description		Revenues & Transfers		Costs		Approvals		
		Increase (Decrease) to Fund		Labor, Operating, Capital Increase (Decrease) to Fund		Dates		
Fund / Department	Item	Amount	R or T	Amount	L, O, C	Budget Com	Council	DFA
General Fund	Employee health insurance rebate.	1,329,280.00	T	(1,329,280.00)	L	9/30/2019	10/8/2019	10/11/2019
Municipal Transit	Employee health insurance rebate.	43,428.00	T	(43,428.00)	L	9/30/2019	10/8/2019	10/11/2019
Solid Waste	Employee health insurance rebate.	109,816.00	T	(109,816.00)	L	9/30/2019	10/8/2019	10/11/2019
Sports Complex	Employee health insurance rebate.	29,430.00	T	(29,430.00)	L	9/30/2019	10/8/2019	10/11/2019
Water & Sewer	Employee health insurance rebate.	215,865.00	T	(215,865.00)	L	9/30/2019	10/8/2019	10/11/2019
October 2019								
General Fund	Transfer Out to Capital Projects.	(500,000.00)	T			10/25/2019	11/12/2019	11/21/2019
Capital Projects	Transfer In from the General Fund for Church Street repave project.	500,000.00	T	(2,500,000.00)	C	10/25/2019	11/12/2019	11/21/2019
Capital Projects	Design for renovation of Fire Station #4 into a Police sub-station.			(18,000.00)	C	10/25/2019	11/12/2019	11/21/2019
General Fund-Fire	AFG grant to install MagneGrip exhaust extraction system. 10% City match required.	133,909.33	R	(147,300.27)	C	10/25/2019	11/12/2019	11/21/2019
General Fund-Fire	Purchase second set of bunker gear per NFPA recommendation.			(125,000.00)	O	10/25/2019	11/12/2019	11/21/2019
General Fund-Streets	Fence around the drainage pond at Farmview 6.			(17,000.00)	C	10/25/2019	11/12/2019	11/21/2019
Municipal Transit	Increase to operations due to unanticipated expenditures related to vehicle maintenance.			(50,000.00)	O	10/25/2019	11/12/2019	11/21/2019
Lodgers Tax-Promo	Increase revenues to projected actuals.	176,000.00	R			10/25/2019	11/12/2019	11/21/2019
Lodgers Tax-Promo	Metal Shop Live - Walter Gerrells Performing Arts Center - Advertising.			(125,000.00)	O	10/25/2019	11/12/2019	11/21/2019
Lodgers Tax-Non Promo	Increase revenues to projected actuals.	360,000.00	R			10/25/2019	11/12/2019	11/21/2019
Lodgers Tax-Non Promo	Continued rehabilitation to the Cavern Theater.			(900,000.00)	C	10/25/2019	11/12/2019	11/21/2019
November 2019								
General Fund - Parks	NWP donation for park improvements.	100,000.00	R	(100,000.00)	C	11/22/2019	12/10/2019	12/18/2019
General Fund - Parks	Upgrade to LED lighting at the flumes.			(18,000.00)	C	11/22/2019	12/10/2019	12/18/2019
General Fund - Information Tech	Security cameras at Heritage Park.			(6,000.00)	C	11/22/2019	12/10/2019	12/18/2019
General Fund - Public Safety	Repairs to gate around North parking lot at the Police station.			(10,000.00)	C	11/22/2019	12/10/2019	12/18/2019
General Fund - Public Safety	Purchase of a portable light tower.			(10,000.00)	C	11/22/2019	12/10/2019	12/18/2019
General Fund - Public Safety	Increase to operating for essential items due to an expanding workforce and obsolete equipment.			(110,000.00)	O	11/22/2019	12/10/2019	12/18/2019
General Fund - Streets	New engine for street sweeper.			(27,000.00)	C	11/22/2019	12/10/2019	12/18/2019
General Fund - Library	Grant-In-Aid was awarded higher than anticipated.	1,803.85	R	(1,803.85)	O	11/22/2019	12/10/2019	12/18/2019
General Fund - Comm Development	State of NM EDD grant for the benefit of Carlsbad MainStreet.	50,000.00	R	(50,000.00)	O	11/22/2019	12/10/2019	12/18/2019
General Fund - N Mesa Sr Center	Private donation for an additional HVAC unit.	8,400.00	R	(8,400.00)	C	11/22/2019	12/10/2019	12/18/2019
General Fund - Projects	Additional funding for dam repairs. Bid came in higher than budget.			(400,000.00)	C		12/10/2019	12/18/2019
Capital Projects	Proceeds from the sale of the Fountain property will be used for construction of the new health facility.	90,000.00	R	(90,000.00)	C	11/22/2019	12/10/2019	12/18/2019

Description		Revenues & Transfers		Costs		Approvals		
		Increase (Decrease) to Fund		Labor, Operating, Capital Increase (Decrease) to Fund		Dates		
Fund / Department	Item	Amount	R or T	Amount	L, O, C	Budget Com	Council	DFA
Airport Improvements	Amended Aviation Grant for Taxiway Improvements. $18,714 City match included.	976,729.00	R	995,443.00	C	11/22/2019	12/10/2019	12/18/2019
Streets Improvement	XTO donation to be used for a crack seal machine - $20k and equipment maintenance - $10k.	30,000.00	R	(30,000.00)	C/O	11/22/2019	12/10/2019	12/18/2019
Lodgers Tax-Promo	Chamber of Commerce - Christmas on the Pecos - Advertising.			(42,380.37)	O	11/22/2019	12/10/2019	12/18/2019
January 2020								
General Fund/Executive	County appropriation pass through for the Department of Development to be used for governmental affairs.	10,000.00	R	(10,000.00)	O	1/23/2020	2/11/2020	2/18/2020
General Fund - Public Safety/Fire	XTO donation for Public Safety training- $7k and for Fire department drones - $7k.	14,000.00	R	(14,000.00)	O	1/23/2020	2/11/2020	2/18/2020
General Fund - Public Safety	XTO donation received for Public Safety training.			(10,000.00)	O	1/23/2020	2/11/2020	2/18/2020
General Fund - Public Safety	Purchase and upfit of two (2) new replacement vehicles.			(135,000.00)	C	1/23/2020	2/11/2020	2/18/2020
General Fund - Fire	XTO donation for auto pulse equipment $9,875 and EMS supplies $10,125.	20,000.00	R	(20,000.00)	C/O	1/23/2020	2/11/2020	2/18/2020
General Fund - Fire	Repair airport fire truck.			(45,000.00)	O	1/23/2020	2/11/2020	2/18/2020
General Fund - Fire	Shortfall for construction of Fire Station #6.			(150,000.00)	C	1/23/2020	2/11/2020	2/18/2020
General Fund - Street	Reimbursement and repair to a damaged traffic signal at US-285 & S Canyon caused by a vehicle accident. Cost to City - $23,000.	32,000.00	R	(55,000.00)	O	1/23/2020	2/11/2020	2/18/2020
General Fund - Street	Replacement of a security light in the Main Street parking lot previously supplied by Xcel Energy.			(12,000.00)	C	1/23/2020	2/11/2020	2/18/2020
General Fund - Street	Increase Materials & Supplies $80,000 & Equipment Maintenance $20,000. Shortfall due to aging equipment and unanticipated expenditures.			(100,000.00)	O	1/23/2020	2/11/2020	2/18/2020
General Fund - Parks	Eddy County water master fees.			(12,043.61)	O	1/23/2020	2/11/2020	2/18/2020
General Fund - Comm Development	Replace funds to the potash project that were needed to complete the PRV gazebo project.			(65,800.00)	C	1/23/2020	2/11/2020	2/18/2020
Lodgers' Tax - Promo	CARC Inc. - Mother's Day Tejano Concert - Advertising.			(15,000.00)	O	1/23/2020	2/11/2020	2/18/2020
Lodgers' Tax - Non Promo	Cover a cost increase and GRT taxes for the Cave Karst Institute project.			(30,000.00)	C	1/23/2020	2/11/2020	2/18/2020
Landfill - Construction	City portion of landfill cell construction.			(1,160,183.67)	O	1/23/2020	2/11/2020	2/18/2020
Landfill - Construction	City portion of Cell 6 survey.			(250,000.00)	O	1/23/2020	2/11/2020	2/18/2020

Description		Revenues & Transfers		Costs		Approvals		
		Increase (Decrease) to Fund		Labor, Operating, Capital Increase (Decrease) to Fund		Dates		
Fund / Department	Item	Amount	R or T	Amount	L, O, C	Budget Com	Council	DFA
February 2020								
General Fund - Executive	Additional funding for the census.			(25,000.00)	O	2/28/2020	3/10/2020	3/16/2020
General Fund - Executive	Additional funding for DOD for economic development.			(30,000.00)	O	2/28/2020	3/10/2020	3/16/2020
General Fund - Executive	Remodel the old council chambers for offices.			(150,000.00)	C	2/28/2020	3/10/2020	3/16/2020
General Fund - Golf	Building improvements at the Golf Pro Shop.			(50,000.00)	C	2/28/2020	3/10/2020	3/16/2020
General Fund - Parks	Donation from Mosaic for landscaping improvements at the PRV pavilion.	10,000.00	R	(10,000.00)	O	2/28/2020	3/10/2020	3/16/2020
General Fund - Parks	Upgrades to the beach parking lot.			(200,000.00)	C	2/28/2020	3/10/2020	3/16/2020
General Fund - Water Park	Three (3) ADA approved wheel chairs designed for use in water environments.			(4,000.00)	O	2/28/2020	3/10/2020	3/16/2020
General Fund - Water Park	Increase the utility budget to cover anticipated expenses through the end of the fiscal year.			(8,500.00)	O	2/28/2020	3/10/2020	3/16/2020
General Fund - Planning & Regulation	New Mexico Mortage Finance Authority grant for developing, updating & implementing affordable housing plans.	40,000.00	R	(40,000.00)	O	2/28/2020	3/10/2020	3/16/2020
Municipal Transit	City portion of two (2) transit vans.			(30,200.00)	C	2/28/2020	3/10/2020	3/16/2020
Sports Complex	Repairs to Well #2.			(12,000.00)	O	2/28/2020	3/10/2020	3/16/2020
Water & Sewer - Water	Rebate check from Xcel for a variable frequency drive installed at Sheep Draw Well #6 to be used for Materials & Supplies.	42,243.00	R	(42,243.00)	O	2/28/2020	3/10/2020	3/16/2020
Airport Improvements	Amended Aviation Grant for Taxiway Improvements to include a 15% contingency.	356,000.00	R	(356,000.00)	C	2/28/2020	3/10/2020	3/16/2020
Lodgers' Tax - Promo	Internal Request - Promotion of City of Carlsbad Museum.			(80,000.00)	O	2/28/2020	3/10/2020	3/16/2020
Lodgers' Tax - Promo	Internal Request - Promotion of City of Carlsbad Water Park.			(20,000.00)	O	2/28/2020	3/10/2020	3/16/2020
Lodgers' Tax - Promo	Car-A-Fair - Annual Car Show - Advertising.			(24,850.00)	O	2/28/2020	3/10/2020	3/16/2020
Lodgers' Tax - Promo	Internal Request - Promotion of 4th of July 2020 Celebration Event.			(50,000.00)	O		3/10/2020	3/16/2020
March 2020								
General Fund - Garage	Increase operating to cover anticipated expenses through the end of the fiscal year.			(5,000.00)	O		4/14/2020	4/17/2020
General Fund - Electrical	Increase operating to cover anticipated expenses through the end of the fiscal year.			(6,000.00)	O		4/14/2020	4/17/2020
Disaster Preparedness	FEMA overpayment reimbursement for Calloway Drive flood repairs.			(82,616.51)	O		4/14/2020	4/17/2020
Disaster Preparedness	Expedite payment for Brine Well remediation from FY21 to FY20.			(1,330,000.00)	O		4/14/2020	4/17/2020
Disaster Preparedness	Additional shared cost for Brine Well remediation.			(800,000.00)	O		4/14/2020	4/17/2020
Airport Improvements	NMDOT grant for the engineering of Runway 14R-32L. City match - $5,600	106,400.00	R	(112,000.00)	C		4/14/2020	4/17/2020
Lodgers' Tax - Promo	Dirt Dobbers -Tri-Five Chevy Car Show - Advertising.			(11,800.00)	O		4/14/2020	4/17/2020
Lodgers' Tax - Promo	Carlsbad Gem & Mineral Society - Gem & Mineral Show - Advertising.			(7,773.81)	O		4/14/2020	4/17/2020
Lodgers' Tax - Promo	Carlsbad MainStreet - CavernFest 2020 - Advertising.			(74,000.00)	O		4/14/2020	4/17/2020
Lodgers' Tax - Non-Promo	Reallocate approved funds for the Potash Park project from the General Fund.			(80,000.00)	C		4/14/2020	4/17/2020

The City of Carlsbad, NM
Budget Adjustments
FY 2019-20

Description		Revenues & Transfers		Costs		Approvals		
		Increase (Decrease) to Fund		Labor, Operating, Capital Increase (Decrease) to Fund		Dates		
Fund / Department	Item	Amount	R or T	Amount	L, O, C	Budget Com	Council	DFA
April 2020								
General Fund - Fire	XTO Covid 19 donation for EMS supplies.	6,161.03	R	(6,161.03)	O		4/28/2020	5/4/2020
General Fund - Fire	DHHS Covid 19 relief grant for EMS supplies.	28,000.00	R	(28,000.00)	O		4/28/2020	5/4/2020
Lodgers' Tax - Non-Promo	Restoration of classic police vehicle.			(30,000.00)	C		4/28/2020	5/4/2020
CDBG	Reallocate approved funds - $50,000 from the GRT Capital Outlay fund. Increase $50,000 to cover bid that came in over budget.			(100,000.00)	C		4/28/2020	5/4/2020
May 2020								
Municipal Transit	CARES Act funding for Section 5311 will be used for a sanitization system for the transit fleet & the facility.	62,554.00	R	(35,751.00)	O			
Sports Complex	Increase operating to cover expenses through end of year.			(25,000.00)	O			

Description		Revenues & Transfers		Costs	
		Increase (Decrease)		Personnel, Operating, Capital Increase (Decrease)	
Fund / Department	Item	Amount	R or T	Amount	L, O, C
September 2019					
Lodgers Tax Non-Promotional	Increase Capital - Cavern Theater Project Phase 2			1,141,430.00	C
	Decrease Capital - 2 projects for the Cavern Theater. Electrical project is complete & combining Phase 1 with Phase 2			(1,141,430.00)	C
General Fund /Golf Course	Increase Capital - shortfall in the cost of pond #7 fill			1,920.00	C
	Decrease Capital - surplus funding for effluent pond will be used for pond#7 fill			(1,920.00)	C
General Fund /Parks	Increase Capital - shortfall in cost of Sprayer Gator			5,025.00	C
	Decrease Capital - surplus funding for Troy Young restrooms will be used to purchase Sprayer Gator			(5,025.00)	C
General Fund /Parks	Increase Capital - to cover additional expense for the gazebo at the top of the beach			10,000.00	C
	Decrease Operating - surplus funding in landscaping will be used for gazebo			(10,000.00)	O
General Fund /Street	Increase Capital - shortfall in cost of Brush Hog			2,000.00	C
	Decrease Capital - surplus funding for Tractor will be used to purchase Brush Hog			(2,000.00)	C
General Fund /Parks	Increase Labor - transfer of Cemetery Coordinator position from Planning & Regulation			69,680.00	L
General Fund /Planning & Regulation	Decrease Labor - transfer of Cemetery Coordinator position to Parks			(69,680.00)	L
General Fund /Airport	Increase Capital - shortfall in cost of snow plow			89.00	C
	Decrease Operating - excess funding in Equipment Maintenance will be used to purchase snow plow			(89.00)	O
Water & Sewer /Collections	Increase Capital - purchase of SCADA equipment & software			50,000.00	C
	Decrease Capital - surplus funding for sewer interceptor upgrades will be used for SCADA			(50,000.00)	C
Sports Complex/Sports Complex	Increase Capital - soccer field lighting			3,055.00	C
	Decrease Capital - excess funding on completed projects will be used for soccer field lighting			(3,055.00)	C
October 2019					
General Fund /Public Safety	Increase Capital - shortfall on police unit upfits - $500 and tactical electronic core pole - $300			800.00	C
	Decrease Operating - surplus funding in Materials & Supplies will be used to purchase capital equipment			(800.00)	O
November 2019					
General Fund/Cemetery	Increase Capital - shortfall on Flooring			6,000.00	C
General Fund/Parks	Decrease Capital - surplus funding on Irrigation at Ray Anaya will be used for Cemetery Flooring			(6,000.00)	C
General Fund/Facility Maintenance	Increase Capital - shortfall on HVAC at City Hall			2,638.00	C
	Decrease Capital/Operating - excess funding in scissor lift purchase - $800 & surplus funding in maintenance for leased properties - $1,838 will be used for the shortfall for HVAC at City Hall			(2,638.00)	C/O

Description		Revenues & Transfers		Costs	
		Increase (Decrease)		Personnel, Operating, Capital Increase (Decrease)	
Fund / Department	Item	Amount	R or T	Amount	L, O, C
General Fund/Airport	Increase Capital - shortfall on Fencing			163.33	C
	Decrease Operating - excess funding in Equipment Maintenance will be used for Airport Fencing			(163.33)	O
Sports Complex/Sports Complex	Increase Capital - shortfall on Splash pad			2,000.00	C
	Decrease Capital - surplus funding on Shade Structures will be used for Splash pad			(2,000.00)	C
Solid Waste/Solid Waste	Increase Capital - shortfall on ARC Truck			51,723.00	C
	Decrease Capital - surplus funding on Roll Off Truck will be used for ARC Truck			(51,723.00)	C
January 2020					
General Fund/Finance	Increase Capital - replacing Tyler funds lent to Public Safety for New World project			61,761.95	C
General Fund/Public Safety	Decrease Capital - replacing Tyler funds lent by Finance for New World project			(61,761.95)	C
General Fund/Library	Increase Operating - move grant money from Materials & Supplies to Library Grants			33,324.00	O
	Decrease Operating - move grant money from Materials & Supplies to Library Grants			(33,324.00)	O
General Fund/Community Development	Increase Capital - PRV gazebo project carryover was missed			65,800.00	C
	Decrease Capital - borrow from Potash project for missed carryover on PRV gazebo project			(65,800.00)	C
Water & Sewer/Water	Increase Capital - shortfall on Well 6 VFD repair			21,052.33	C
	Decrease Capital - surplus funding for Reservoir #2 will be used for shortfall on Well 6 VFD repair			(21,052.33)	C
Water & Sewer/Water	Increase Capital - repairs to Sheep Draw #4			36,922.41	C
	Decrease Capital - surplus funding for Reservoir #2 will be used for repairs to Sheep Draw #4			(36,922.41)	C
Sports Complex/Sports Complex	Increase Capital - shortfall on soccer field lighting			7,953.51	C
	Decrease Capital - surplus funding for purchase of refrigerators - $2,689.51 and resurfacing of batting cages - $5,264 will be used for soccer field lighting			(7,953.51)	C
Capital Projects	Increase Operating - reclassify East bypass project from Capital to Operating			1,000,000.00	O
	Decrease Capital - reclassify East bypass project from Capital to Operating			(1,000,000.00)	C
Lodgers Tax Non-Promotional	Increase Capital - shortfall on Cave Karst Institute project			5,000.00	C
	Decrease Operating - surplus funding for fireworks will be used to complete the Cave Karst Institute project			(5,000.00)	O
Water & Sewer/Water	Increase Capital - shortfall on Well 9 repair			55,207.00	C
Water & Sewer/Double Eagle	Decrease Capital - surplus funding for DE rehab project will be used for shortfall on Well 9 repair			(55,207.00)	C
February 2020					
General Fund/Streets	Increase Capital - replace phone system at public works			20,000.00	C
General Fund/Parks	Decrease Capital - funding for delayed effluent water meter project will be used to replace phone system at public works			(20,000.00)	C
General Fund/Golf	Increase Capital - to complete pond aeriation project by installing fountains			30,000.00	C
	Decrease Capital - surplus funding for the effluent pond project will be used to install fountains for the pond aeriation project			(30,000.00)	C
General Fund/Fire	Increase Operating - increase to anticipated actuals			22,288.00	O
	Decrease Capital - surplus funding for the Tyler licensing & annual agreements will be used for operating expenses			(22,288.00)	C

Description		Revenues & Transfers		Costs	
		Increase (Decrease)		Personnel, Operating, Capital Increase (Decrease)	
Fund / Department	Item	Amount	R or T	Amount	L, O, C
General Fund/ Performing Arts	Increase Capital - various building projects at the Performing Arts Center			61,000.00	C
	Decrease Capital - surplus funding for the parking lot light project and the fire suppression system will be used to complete various projects at the Performing Arts Center			(61,000.00)	C
Water & Sewer/Water	Increase Capital - to cover GRT for Well 6 back up generator			29,450.63	C
	Decrease Capital - surplus funding for Reservoir #2 will be used to cover GRT for Well 6 back up generator			(29,450.63)	C
Water & Sewer/Double Eagle	Increase Capital - install a 16in water line			300,000.00	C
Water & Sewer/Water	Decrease Capital - surplus funding for Reservoir #2 will be used to install a 16in water line			(300,000.00)	C
March 2020					
General Fund/Information Tech	Increase Operating - cameras, sound system and microphones for video conferences in the planning room			15,000.00	O
	Decrease Capital - surplus funding for fiber optic to be used for cameras, sound system and microphones for video conferences in the planning room			(15,000.00)	C
General Fund/Public Safety	Increase Capital - purchase a kinetic breaching tool			10,000.00	O
	Decrease Capital - funds allocated for a portable light tower will be used to purchase a kinetic breaching tool. The light tower was purchased by the County			(10,000.00)	C
General Fund/Electrical	Increase Capital - radio test equipment bid came in over budget			539.25	C
	Decrease Labor - due to vacancy, surplus funds in salaries will be used to supplement the purchase of radio test equipment			(539.25)	L
General Fund/Municipal Court	Increase Capital - intercom/speaker system bid came in over budget			714.19	C
	Decrease Capital - surplus funding for courtroom furniture will be used to supplement the purchase of intercom/speaker purchase			(714.19)	C
Sports Complex/Sports Complex	Increase Operating - surplus capital funding needed for operating expenses			5,012.64	O
	Decrease Capital - surplus funding for various completed capital projects needed for operating expenses			(5,012.64)	C
General Fund/Human Resources	Increase Operating - increase to anticipated actuals			3,000.00	O
General Fund/Finance	Decrease Operating - surplus funding in materials & supplies will be used to cover shortfall in Human Resources operating expenses			(3,000.00)	O
April 2020					
General Fund/Streets	Increase Operating - purchase paint for street striping			3,112.00	O
	Decrease Capital - cost savings on the paint machine will be used to purchase paint for street striping			(3,112.00)	C
General Fund/Golf	Increase Capital - additional improvements needed at Golf Pro Shop			58,100.00	C
General Fund/Executive & Legislature	Decrease Capital - surplus funding for miscellaneous city improvement projects will be used for improvements at the Golf Pro Shop			(58,100.00)	C
General Fund/North Mesa Sr Center	Increase Capital - upgrade outdated doors throughout center			1,588.75	C
	Decrease Capital - surplus funding for HVAC will be used to upgrade doors			(1,588.75)	C
General Fund/Fire	Increase Operating - surplus capital funding needed for operating expenses			6,500.00	O
	Decrease Capital - funding for capital equipment no longer needed will be used for operating expernses			(6,500.00)	C
Water & Sewer/Collections	Increase Capital - unexpected sewer line replacement at the airport			19,000.00	C
	Decrease Capital - surplus funding for sewer interceptor upgrades will be used for sewer line replacement			(19,000.00)	C
Lodgers Tax Non-Promotional	Increase Operating - cover additional cost for MainStreet holiday decorations			1,650.00	O
	Decrease Operating - funding for terminated MainStreet gazebo lighting project will be used for holiday decorations			(1,650.00)	O

Description		Revenues & Transfers		Costs	
		Increase (Decrease)		Personnel, Operating, Capital Increase (Decrease)	
Fund / Department	Item	Amount	R or T	Amount	L, O, C
May 2020					
General Fund/Riverwalk Recreation Center	Increase Capital - additional funds needed to purchase two large fans			990.00	C
	Decrease Capital - surplus funding for exterior paint will be used to purchase fans			(990.00)	C
General Fund/Fire	Increase Operating - increase for Covid 19 supplies			30,000.00	O
General Fund/Finance	Decrease Operating - surplus funding for GRTR admin fees will be used to purchase Covid 19 supplies			(30,000.00)	O
General Fund/Streets	Increase Operating - funds needed to repair a street sweeper and a loader			30,000.00	O
General Fund/Finance	Decrease Operating - surplus funding for GRTR admin fees will be used to repair street equipment			(30,000.00)	O
General Fund/Facility Maintenance	Increase Operating - building maintenance needs throughout the city			4,393.00	O
	Decrease Capital - surplus funding for flooring will be used for building maintenance needs throughout the city			(4,393.00)	C
General Fund/N Mesa Senior Rec Ctr	Increase Operating - surplus capital funding needed for operating expenses			3,000.00	O
	Decrease Capital - surplus funding for storage shed will be used for operating expenses			(3,000.00)	C
General Fund/North Mesa Sr Center	Increase Capital - upgrade outdated doors throughout center			2,500.00	C
	Decrease Capital - surplus funding for storage shed will be used to upgrade doors			(2,500.00)	C
General Fund/Community Development	Increase Capital - additional funds needed to complete lighting for the promenade project			1,603.00	C
	Decrease Operating - reallocate operating funds from HAP maintenance to capital to complete lighting for the promenade project			(1,603.00)	O
General Fund/Community Development	Increase Capital - additional funds needed for the electrical portion of HAP project			5,000.00	C
General Fund/Facility Maintenance	Decrease Operating - surplus funding in Maintenance - Leased Properties will be used for HAP project			(5,000.00)	O
Water & Sewer/Water	Increase Capital - replace pressure reducing valve near the airport			25,000.00	C
	Decrease Capital - surplus capital funding for Reservoir #2 will be used to replace pressure reducing valve near the airport			(25,000.00)	C
Water & Sewer/Water	Increase Capital/Operating - increase new services (200k) and service line maintenance (300k) due to increased demand as a result of economic conditions in FY20			500,000.00	C/O
	Decrease Capital - reallocate capital funding from upgrade waterline project to new services and service line maintenance. The waterline project will be trued-up in the FY21 budget			(500,000.00)	C
Water & Sewer/Water	Increase Operating - increase C&P Fees for EPA Pecos River analysis study			35,000.00	O
Water & Sewer/Waste Water	Decrease Capital - surplus funding for Reservoir #2 will be used for EPA Pecos River analysis study			(35,000.00)	C
Water & Sewer/Waste Water	Increase Capital - Fan belt press bid came in over budget			93,289.82	C
	Decrease Capital - surplus funding for fall protection project will be used to supplement fan belt press purchase			(93,289.82)	C
Water & Sewer/Collections	Increase Operating - additional funds needed for engineering work			88,878.97	O
	Decrease Capital - surplus capital funding needed for engineering work			(88,878.97)	C
Performing Arts Center	Increase Capital - additional funds needed to complete flooring in the auditorium lobby			20,400.00	C
	Decrease Capital - surplus funding for parking lot improvements will be used to complete flooring in the auditorium lobby			(20,400.00)	C

The City of Carlsbad, NM
Budget Increase/Decrease
FY 2019-20

Description		Revenues & Transfers		Costs	
		Increase (Decrease)		Personnel, Operating, Capital Increase (Decrease)	
Fund / Department	Item	Amount	R or T	Amount	L, O, C
Lodgers Tax Promotional	Increase Operating - funding for MainStreet graduation banners to promote local tourist attractions while honoring the CHS 2020 graduating class			7,000.00	O
	Decrease Operating - reallocate promotional funds for postponed CavernFest 2020 to purchase graduation banners			(7,000.00)	O
Lodgers Tax Non-Promotional	Increase Capital - additional funds needed to complete the kitchen renovations at the PRV			5,300.00	C
	Decrease Operating - reallocate operating funds from PRV maintenance to capital to complete kitchen renovations			(5,300.00)	O

CITY OF CARLSBAD
AGENDA BRIEFING MEMORANDUM

COUNCIL MEETING DATE: May 26, 2020

DEPARTMENT:	**BY:**	**DATE:**
Executive	John Lowe, City Administrator and Wendy Austin, Deputy City Administrator	May 19, 2020

SUBJECT:
FY21 - Interim Budget

SYNOPSIS, HISTORY, AND IMPACT (SAFETY AND WELFARE, FINANCIAL, PERSONNEL, INFRASTRUCTURE, ETC.)

Attached is the Interim Budget for FY21. After a public meeting, on May 19, 2020, this budget has been reviewed, approved, and recommended by the Budget Committee. The highlights of the interim budget are as follows:

FY21 Ending Cash Balance

- **General Fund = $20.3M** (FY20 Forecast = $40.2M)
- **Solid Waste Disposal = $6.0M** (FY20 Forecast = $6.1M)
- **Water & Sewer = $6.4M** (FY20 Forecast = $16.3M)
- **Total = $68.8M** (FY20 Forecast = $110.2M)

FY21 Revenues

- **General Fund = $49.3M** (FY20 Forecast = $81.3)
- **Solid Waste Disposal = $7.7M** (FY20 Forecast = $8.3)
- **Water & Sewer = $14.9M** (FY20 Forecast = $15.5)
- **Total = $92.6M** (FY20 Forecast = $136.7)

FY21 Labor

- **General Fund = $40.8M** (FY20 Forecast = $39.8M)
- **Municipal Transit = $1.1M** (FY20 Forecast = $1.0M)
- **Solid Waste Disposal = $2.3M** (FY20 Forecast = $2.4M)
- **Sports Complex =$677k** (FY20 Forecast = $617k)
- **Water & Sewer = $5.4M** (FY20 Forecast = $5.1M)

FY21 Operating Costs

- **General Fund = $12.0M** (FY20 Forecast = $11.1M)
- **Solid Waste Disposal = $2.7M** (FY20 Forecast = $2.6M)
- **Water & Sewer = $3.7M** (FY20 Forecast = $2.8M)
- **Debt Service = $3.3M** (FY20 Forecast = $24.5M)
- **Total = $32.0M** (FY20 Forecast = $59.0M)

FY21 Total Projects

- Carryover Projects = $30.0M
- New Projects = $22.7M
- FY20 Forecast = $25.2M

FY21 Carry-over Projects >$1M

- Fire Station 6 = $1.7M
- Street Projects = $4.8M
- Cavern Theater Remodel = $2.0M
- Well Rehabilitation Reservoir #2 = $1.3M
- Double Eagle Extension Phase 3 = $1.8M
- Sewer Interceptor Upgrades = $1.8M

FY21 New Projects >$1M

- Fire Rescue Truck (Legislative Grant) = $1.0M
- Street Projects = $1.0M
- Replace Transit Buses (Federal Grant) = $1.3M
- Upgrade Water Meters to Radio Read Phase 1 = $1.0M
- Upgrade N. Sewer Area = $3.4M
- Rehab Bataan Lift Station = $1.0M

DEPARTMENT RECOMMENDATION:

Approve the Interim Budget for FY21

BOARD/COMMISSION/COMMITTEE ACTION:

☐ P&Z	☐ Lodgers Tax Board	☐ Cemetery Board	☑ APPROVED
☐ Museum Board	☐ San Jose Board	☐ Water Board	☐ DISSAPPROVED
☐ Library Board	☐ N. Mesa Board	☑ Budget Committee	

Reviewed by
City Administrator /s/ John Lowe Date: 5/21/2020

ATTACHMENTS:

- Resolution
- FY21 Budget Book

STATE OF NEW MEXICO
MUNICIPALITY OF CARLSBAD
RESOLUTION NO. 2020-21
2020-21 INTERIM BUDGET ADOPTION
(109th FISCAL YEAR)

WHEREAS, the Governing Body in and for the Municipality of Carlsbad, State of New Mexico, acting in its statutory capacity as the Board of Finance of the municipality, has developed an interim budget for fiscal year 2020-21; and

WHEREAS, said interim budget was developed on the basis of need and through cooperation with all user departments, elected officials, and other department supervisors; and

WHEREAS, said interim budget sets forth the operating expenditures and capital improvement and equipment expenditures anticipated for the fiscal year; and

WHEREAS, said interim budget set forth the wages, salaries and benefits of the municipal employees anticipated for the fiscal year; and

WHEREAS, in compliance with the State Open Meetings Act and City of Carlsbad Open Meetings Resolution, the official meetings for the review of said documents were duly noticed and held on May 19 and May 26, 2020.

WHEREAS, it is in the majority opinion of this Governing Body that the proposed interim budget meets the requirements as currently determined for fiscal year 2020-21.

NOW, THEREFORE, BE IT RESOLVED that the Governing Body of the City of Carlsbad, State of New Mexico, hereby adopts the interim budget herein and above described and respectfully requests approval from the Local Government Division of the New Mexico Department of Finance and Administration.

RESOLVED: In session this 26th day of May, 2020.

ATTEST:

Mayor – Dale Janway	City Clerk - Nadine Mireles
Councilor 1 – Lisa A. Anaya-Flores	Councilor 1 – Edward T. Rodriguez
Councilor 2 – JJ Chavez	Councilor 2 – Leo Estrada
Councilor 3 – Jason G. Shirley	Councilor 3 – Judith Waters
Councilor 4 – Wesley Carter	Councilor 4 – Mark Waltersheid

The City of Carlsbad, NM

Interim Budget for FY21

Presented to Budget Committee: May 19, 2020
Presented to City Council: May 26, 2020

Pages	Description
2	**FY21 Budget Overview**
3	Overview by Fund
4	**FY21 Revenues**
5	Revenue by Fund
6	Revenue by Select Funds and Categories
7	Gross Receipts Tax Revenue
8-9	Revenue by Type Pie Charts
10	**Transfer "TO" Matrix**
11	Summary of Transfer "TO" between Funds
12	**FY21 Labor**
13-14	Labor by Fund & Department
15-16	Labor Analysis and Pie Charts
17	**FY21 Operations**
18-20	Operations by Fund & Department
21	**FY21 Projects**
22-27	Projects - Carryover
28-33	Projects - New
34	Street Improvement Projects
35	**Debt Service**
36	Schedule of City's remaining Debt
37	**FY21 Index**
38-41	GL Revenue & Tranfer Details by Fund
42-51	GL Labor Details by Fund & Department
52-66	Labor Position Control
67-81	GL Operation Details by Fund & Department

The City of Carlsbad, NM

Interim Budget for FY21

Budget Overview

	Fund	Fund Name	Beginning Cash	FY20 Budget Revenues	Transfers Increase (Decrease)	Costs Labor	Costs Ops	Costs New Projects	Costs Total	Revenue <Less> Costs	Carryover Projects	Ending Cash
General Fund	101	General Fund	40,245,605	49,342,000	(6,294,000)	40,753,727	12,000,947	4,189,599	56,944,273	(13,896,273)	6,847,605	19,501,727
	102	Payroll	71,000	-	-	-	-	-	-	-	-	71,000
Capital Funds	200	GRT Capital Outlay	905,180	3,360,000	(2,650,000)	-	103,000	-	103,000	607,000	82,180	1,430,000
	201	Capital Projects	6,297,497	209,851	100	-	-	-	-	209,951	6,297,297	210,151
	202	Airport Improvements	1,474,354	1,399,147	294,000	-	149,447	344,000	493,447	1,199,700	1,264,354	1,409,700
	220	Landfill-Reserve	4,577,000	156,000	222,000	-	-	-	-	378,000	10,000	4,945,000
	230	Landfill-Closure	263,000	-	-	-	89,000	-	89,000	(89,000)	-	174,000
	240	Landfill-Construction	1,897,000	-	400,000	-	-	-	-	400,000	-	2,297,000
Special Revenue Funds	300	Sports Complex	3,908,395	1,899,000	(3,000,000)	677,438	498,542	515,800	1,691,780	(2,792,780)	2,395	1,113,220
	320	Streets Improvement	2,463,668	1,073,000	750,000	-	90,000	1,770,000	1,860,000	(37,000)	2,377,668	49,000
	350	Local Government Correction	990,000	503,000	-	-	525,000	-	525,000	(22,000)	-	968,000
Insurance Funds	400	Disaster Preparedness	1,330,000	-	-	-	-	-	-	-	-	1,330,000
	401	Insurance	465,000	70,000	1,670,000	-	1,351,188	-	1,351,188	388,812	-	853,812
	402	Workers' Compensation	1,036,000	16,000	600,000	-	635,000	-	635,000	(19,000)	-	1,017,000
	420	Health Insurance	645,000	6,507,000	-	-	6,600,000	-	6,600,000	(93,000)	-	552,000
Grant Funds	500	Fire Protection	20,000	363,848	-	-	-	261,000	261,000	102,848	20,000	102,848
	501	Emergency Medical Services	-	20,000	-	-	-	20,000	20,000	-	-	-
	520	Law Enforcement Protection	-	72,000	-	-	72,000	-	72,000	-	-	-
	550	Beautification	-	33,000	-	-	23,000	-	23,000	10,000	-	10,000
	570	Municipal Transit	615,483	1,988,000	650,000	1,106,716	199,225	1,479,401	2,785,342	(147,342)	305,483	162,658
	580	CDBG Grant	708,261	500,000	200,000	-	-	200,000	200,000	500,000	608,261	600,000
Lodgers' Tax	600	LT-Promotional	4,438,857	939,000	-	-	-	644,950	644,950	294,050	1,082,857	3,650,050
	650	LT-Non Promotional	3,043,808	1,408,000	-	-	-	1,540,400	1,540,400	(132,400)	2,839,808	71,600
	680	LT-Stays >30 Days	-	-	-	-	-	-	-	-	-	-
Enterprise Funds	700	Water & Sewer	16,342,528	14,919,000	2,180,000	5,368,519	3,711,751	9,590,000	18,670,270	(1,571,270)	8,331,528	6,439,730
	720	Solid Waste Disposal	6,130,000	7,693,000	(722,000)	2,301,492	2,651,900	2,100,000	7,053,392	(82,392)	-	6,047,608
	750	Special Museum	12,000	8,000	-	-	11,000	-	11,000	(3,000)	-	9,000
Debt Service Funds	800	Bonds-W&S	2,385,000	-	-	-	-	-	-	-	-	2,385,000
	802	Bonds-GRT Capital Outlay	315,000	-	-	-	-	-	-	-	-	315,000
	820	NMFA-Governmental	4,000	3,000	3,450,000	-	898,569	-	898,569	2,554,431	-	2,558,431
	850	NMFA-Water & Sewer	10,000	6,000	2,250,000	-	2,248,001	-	2,248,001	7,999	-	17,999
	870	NMFA-Solid Waste Disposal	753,000	1,000	-	-	126,092	-	126,092	(125,092)	-	627,908
Agency Funds	900	Permanent W&S	8,858,000	150,000	-	-	11,000	-	11,000	139,000	-	8,997,000
	920	Municipal Court	39,000	-	-	-	-	-	-	-	-	39,000
	950	WIPP Accel Impact	100	-	(100)	-	-	-	-	(100)	-	-
		Balance	110,243,736	92,638,846	-	50,207,892	31,994,663	22,655,150	104,857,705	(12,218,859)	30,069,436	67,955,441

GF Balance	19,501,727
2/12 Rsrv	10,631,980
Unrestricted	8,869,747

The City of Carlsbad, NM

Interim Budget for FY21

Revenues

	No	Fund	FY20 Forecast	FY20 Budget	FY21 Budget	% Change to FY20 (F)
General Fund	101	General Fund	81,282,113	66,767,306	49,342,000	-39%
	102	Payroll	17,199	-	-	-100%
Capital Funds	200	GRT Capital Outlay	5,600,620	4,986,720	3,360,000	-40%
	201	Capital Projects	165,977	712,430	209,851	26%
	202	Airport Improvements	2,677,551	2,909,777	1,399,147	-48%
	220	Landfill-Reserve	260,282	194,000	156,000	-40%
	230	Landfill-Closure	-	-	-	
	240	Landfill-Construction	-	-	-	
Special Revenue Funds	300	Sports Complex	3,165,761	2,568,590	1,899,000	-40%
	320	Streets Improvement	2,006,479	2,396,000	1,073,000	-47%
	350	Local Government Correction	837,369	425,000	503,000	-40%
Insurance Funds	400	Disaster Preparedness	-	-	-	
	401	Insurance	119,351	-	70,000	-41%
	402	Workers' Compensation	26,375	-	16,000	-39%
	420	Health Insurance	6,392,267	6,000,000	6,507,000	2%
Grant Funds	500	Fire Protection	527,437	527,437	363,848	-31%
	501	Emergency Medical Services	20,000	20,000	20,000	0%
	520	Law Enforcement Protection	69,000	69,000	72,000	4%
	550	Beautification	23,109	23,109	33,000	43%
	570	Municipal Transit	899,850	895,719	1,988,000	121%
	580	CDBG Grant	500,000	500,000	500,000	0%
Lodgers' Tax	600	LT-Promotional	1,564,302	1,840,000	939,000	-40%
	650	LT-Non Promotional	2,346,452	2,841,000	1,408,000	-40%
Enterprise Funds	700	Water & Sewer	15,500,579	13,812,600	14,919,000	-4%
	720	Solid Waste Disposal	8,345,387	7,780,495	7,693,000	-8%
	750	Special Museum	8,075	3,000	8,000	-1%
Debt Service Funds	800	Bonds-W&S	-	-	-	
	802	Bonds-GRT Capital Outlay	4,020,000	4,020,000	-	-100%
	820	NMFA-Governmental	5,568	-	3,000	-46%
	850	NMFA-Water & Sewer	9,737	-	6,000	-38%
	870	NMFA-Solid Waste Disposal	2,215	-	1,000	-55%
Agency Funds	900	Permanent W&S	250,431	225,000	150,000	-40%
	920	Municipal Court	-	-	-	
	950	WIPP Accel Impact	91,013	91,000	-	-100%
			136,734,499	119,608,183	92,638,846	-32%

No	Fund / Category	FY20 Forecast	FY20 Budget	FY21 Budget	% Change to FY20 (F)
101	**GENERAL FUND**				
	Gross Receipts Tax	72,951,227	59,548,875	43,771,000	-40%
	Property Tax	3,950,840	2,999,800	2,371,000	-40%
	Franchise Tax	862,789	831,000	518,000	-40%
	Ambulance Service	550,835	754,000	331,000	-40%
	County	510,000	510,000	-	
	Golf Green Fees & Cart Permits	358,740	405,000	215,000	-40%
	Permits, Reg, and Business, Liquor, Pet Lic	408,618	318,000	245,000	-40%
	Misc. Revenues	425,997	276,000	165,000	-61%
	Grants	182,804	372,953	1,380,000	655%
	Fees	196,850	172,000	118,000	-40%
	Cemetery	161,633	162,000	97,000	-40%
	Water Park	144,369	134,000	87,000	-40%
	Misc. Contracts & Leases	73,622	44,800	44,000	-40%
	Donations	503,790	238,878	-	-100%
		81,282,113	66,767,306	49,342,000	-39%
320	**Streets Improvement**				
	Gasoline Tax	851,280	820,000	511,000	-40%
	Auto License	101,522	93,000	61,000	-40%
	State Legilative Grant	1,000,000	1,450,000	500,000	-50%
	Misc.	53,677	33,000	1,000	-98%
		2,006,479	2,396,000	1,073,000	-47%
350	**LOCAL GOVERNMENT CORRECTION**				
	Local Correction Fees (Tickets, Fees, etc.)	837,369	425,000	503,000	-40%
		837,369	425,000	503,000	-40%
600 & 650	**LODGERS TAX**				
	Promotional Lodgers Tax (600)	1,564,302	1,840,000	939,000	-40%
	Non Promotional Lodgers Tax (650)	2,346,452	2,841,000	1,408,000	-40%
		3,910,754	4,681,000	2,347,000	-40%
700	**WATER & SEWER**				
	City Water	5,216,070	4,850,000	5,216,000	0%
	Sewer Services	4,856,789	4,750,000	4,856,000	0%
	Septage Services	2,051,740	972,000	2,052,000	0%
	Effluent Contract	669,001	849,600	669,000	0%
	Double Eagle Water	1,064,608	741,000	500,000	-53%
	Misc. Revenues	585,834	719,000	569,000	-3%
	La Huerta Water	728,438	640,000	728,000	0%
	Late & Reconnect Fees	328,099	291,000	329,000	0%
		15,500,579	13,812,600	14,919,000	-4%
720	**LANDFILL & SOLID WASTE DISPOSAL**				
	Solid Waste Disposal Services	6,736,746	6,450,000	6,736,000	0%
	Gross Receipts Tax (Environmental)	1,594,862	1,300,495	957,000	-40%
	County Share of Costs	-	30,000	-	
	Misc. Revenues	13,779	-	-	-100%
		8,345,387	7,780,495	7,693,000	-8%

Fund	Budget	State Fees	Net Rev	% of Total Revenue
Fund 1 - General				
GRTR-Municipal GRT	22,499,000	250,515.81	22,248,484	24%
GRTR-Muni Share	19,061,000	212,235.29	18,848,765	21%
GRTR-Infrastructure	1,914,000	21,311.49	1,892,689	2%
GRTR-Compensating	170,000	1,892.87	168,107	0%
GRTR-Telecom	4,000	44.54	3,955	0%
	43,648,000	486,000	43,162,000	47%
Fund 200 - GRT Capital Outlay	3,360,000	103,000	3,257,000	4%
Fund 300 - Sports Complex	1,873,000	52,000	1,821,000	2%
Fund 720 - Solid Waste Disposal	957,000	27,000	930,000	1%
	6,190,000	182,000	6,008,000	7%
Total	49,838,000	668,000	49,170,000	54%
Per Month	**4,153,167**	**55,667**	**4,097,500**	

	Actual	State Fees	Net Rev
Average Per Month for FY 2019-20 (July-Jan)	**6,846,928**	**91,622**	**6,755,306**
	Net Monthly Reduction		**(2,657,806)**

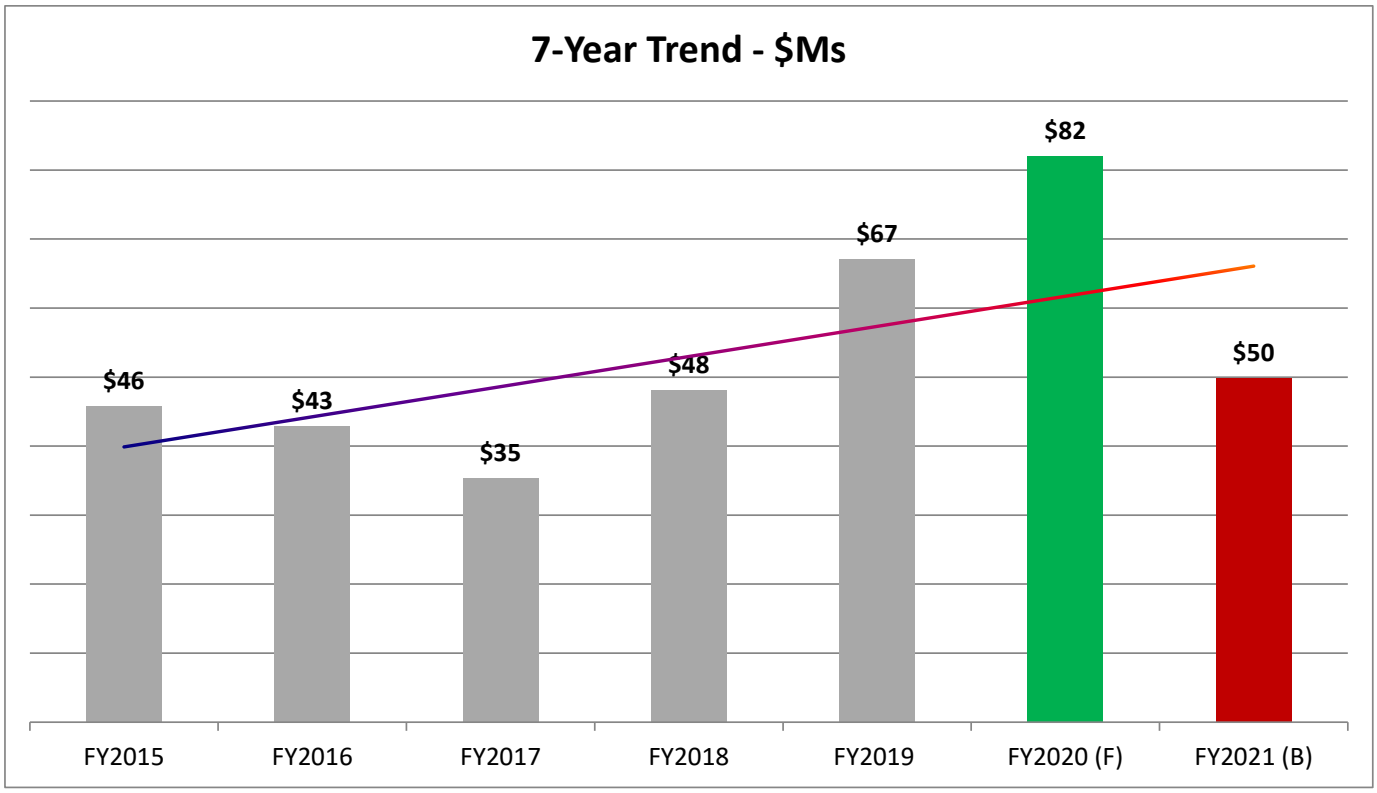

Total Revenue **$92,638,846**

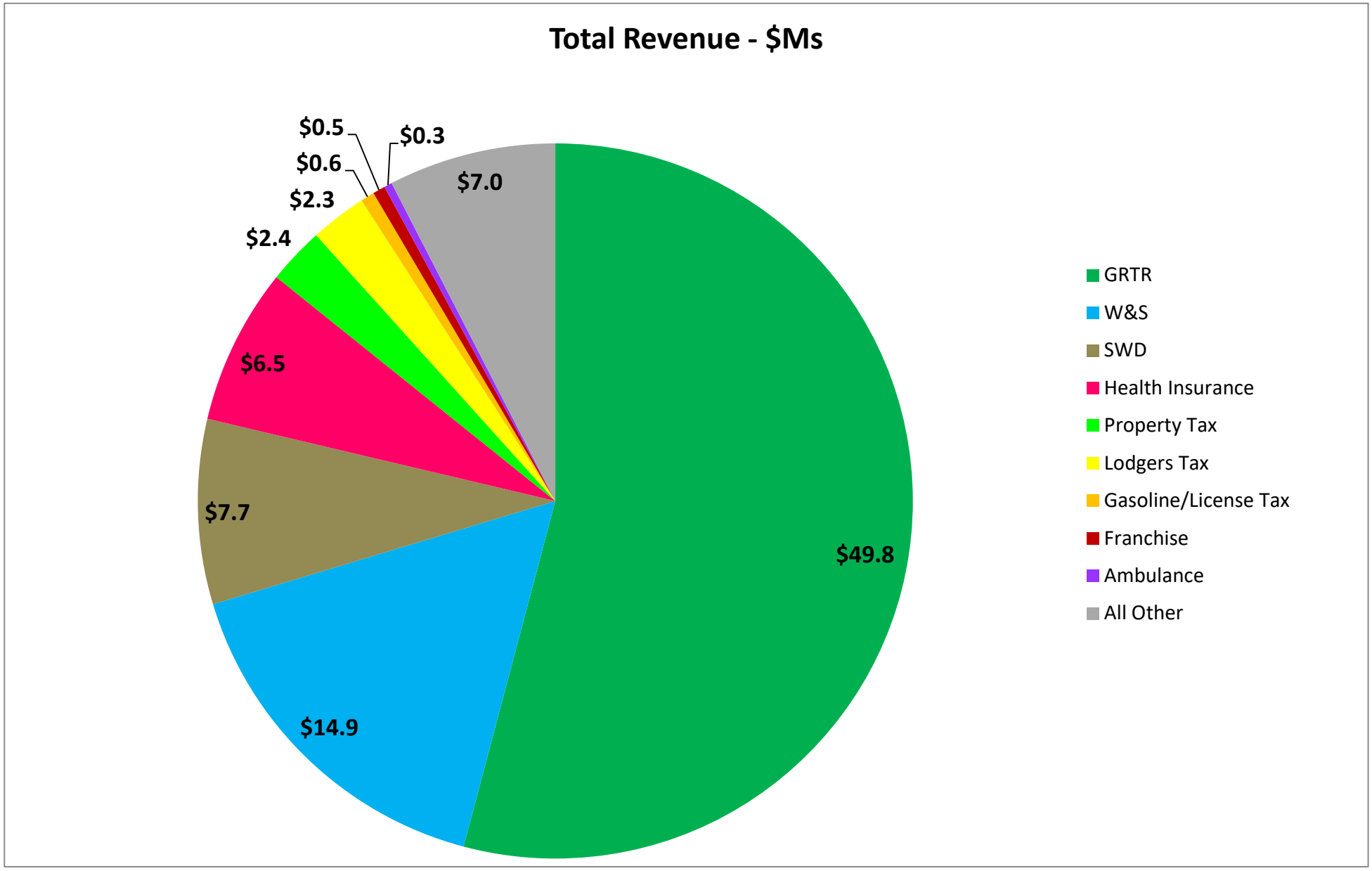

Total Revenue $92,638,846

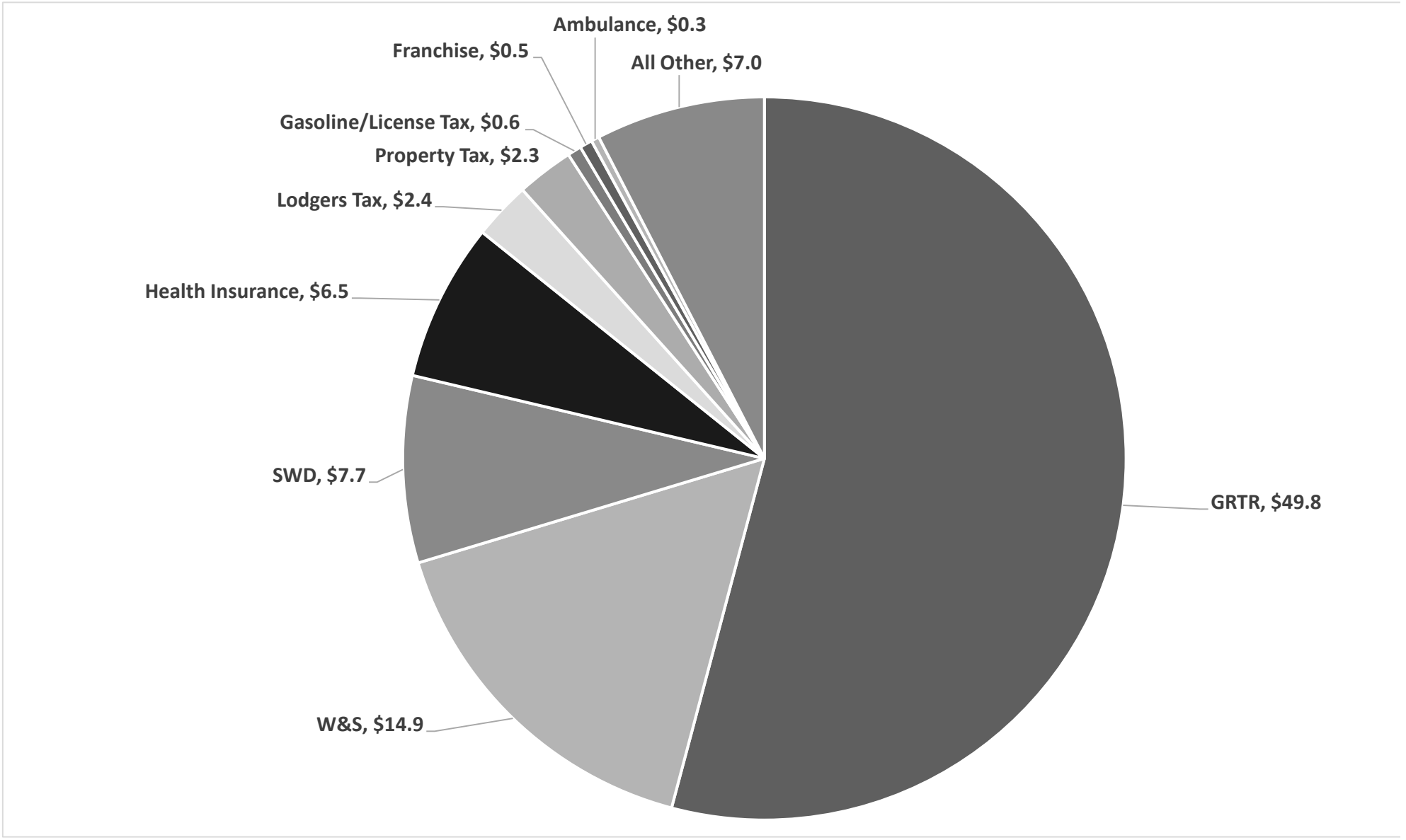

The City of Carlsbad, NM

Interim Budget for FY21

Transfer "TO" Matrix

Fund	Fund Name	Amount	Description
Fund 101 - General Fund - Transfer TO			
202	Airport Improvements	294,000	Airport Capital Projects
320	Streets Improvement	750,000	Misc. median & street projects-$250k and supplement the yearly street remediation program-$500k
401	Insurance	1,100,000	Liability and property insurance for Government Assets
402	Workers' Compensation	600,000	Increase Workers' Compensation Fund to $1M
570	Municipal Transit	650,000	Supplement the cost to operate the transit system
580	CDBG Grant	200,000	Supplement the cost to complete the remediation of Pate School
820	NMFA-Governmental	450,000	Debt Service for NMFA bond refinance
850	NMFA-Water & Sewer	2,250,000	Debt Service for Water & Sewer NMFA Loans
		6,294,000	
Fund 200 - GRT Capital Outlay - Transfer TO			
700	Water & Sewer	2,650,000	Water & Sewer Capital Infrastructure Projects
		2,650,000	
Fund 300 - Sports Complex - Transfer TO			
820	NMFA-Governmental	3,000,000	Debt Service for Sports Complex Construction
		3,000,000	
Fund 700 - Water & Sewer - Transfer TO			
401	Insurance	470,000	Liability and property insurance for Enterprise Assets
		470,000	
Fund 720 - Solid Waste Disposal - Transfer TO			
220	Landfill-Reserve	222,000	Reserve for future closure, County contribute equal amount annually ($111k, each, City missed FY20)
240	Landfill-Construction	400,000	Reserve for future cells and other related landfill costs
401	Insurance	100,000	Liability and property insurance for Enterprise Assets
		722,000	
Fund 950 - WIPP Accel Impact			
201	Capital Projects	100	Fund 950 is no longer needed and will be closed
		100	
		13,136,100	

The City of Carlsbad, NM

Interim Budget for FY21

Labor

The City of Carlsbad
Labor by Department
FY21

Fund	Fund Name	Depart	Depart Name	FY20 Forecast	FY20 Budget	FY21 Budget	% Change to FY20 (B)
101	General Fund	10110	Mayor & Council	67,568	-	97,702	
101	General Fund	10111	Executive & Legislative	1,542,911	1,875,362	1,591,838	
101	General Fund	10112	Judicial	577,719	612,297	599,837	
101	General Fund	10113	City Clerk	199,130	-	306,223	
101	General Fund	10114	Human Resources	284,388	302,987	293,408	
101	General Fund	10115	Finance-Admin	1,248,104	1,615,374	1,019,303	
101	General Fund	10116	Finance-Cashiers	368,086	-	392,287	
101	General Fund	10117	Information Technology	473,084	555,185	521,919	
			Total Administration	4,760,991	4,961,205	4,822,517	-3%
101	General Fund	10120	PD - Admin	876,694	13,577,730	781,493	
101	General Fund	10121	PD - Patrol	6,364,149	-	6,434,984	
101	General Fund	10122	PD - Detective/Criminal Invest	1,417,700	-	1,455,655	
101	General Fund	10123	PD - Community Services	1,227,144	-	1,223,325	
101	General Fund	10124	PD - Animal Control	200,286	-	238,443	
101	General Fund	10125	PD - Communications	1,535,550	-	1,483,114	
101	General Fund	10126	PD - Traffic	428,392	-	445,119	
101	General Fund	10127	PD - Professional Standards	287,285	-	286,849	
101	General Fund	10128	PD - Records	432,039	-	456,128	
			Total Police Department	12,769,239	13,577,730	12,805,110	-6%
101	General Fund	10130	Fire - Admin	1,330,527	9,454,151	1,228,683	
101	General Fund	10132	Fire - EMS	1,057,345	-	-	
101	General Fund	10133	Fire - Suppression	7,501,506	-	8,623,734	
101	General Fund	10134	Fire - PFA	324,195	-	289,706	
			Total Fire Department	10,213,572	9,454,151	10,142,123	7%
101	General Fund	10140	Community Development	354,956	358,964	379,738	6%
101	General Fund	10141	Library	655,994	705,469	710,974	1%
101	General Fund	10142	Museum	257,604	263,495	255,041	-3%
101	General Fund	10144	Airport	327,037	387,872	345,822	-11%
101	General Fund	10145	Riverwalk Recreation	447,060	471,760	467,300	-1%
101	General Fund	10146	Golf	470,706	562,973	535,622	-5%
101	General Fund	10147	Water Park	311,046	284,396	317,256	12%
101	General Fund	10148	Sr. Rec - San Jose	221,497	225,689	252,079	12%
101	General Fund	10149	Sr. Rec - N. Mesa	187,056	190,376	191,557	1%
101	General Fund	10151	Facility Maintenance	1,007,287	1,145,479	1,057,674	-8%
			Total Community Development & Municipal Services	4,240,245	4,596,473	4,513,063	-2%
101	General Fund	10152	Streets	1,513,357	1,706,403	1,622,350	-5%
101	General Fund	10153	Parks	1,047,930	1,079,458	1,109,062	3%
101	General Fund	10154	Community Service	430,819	457,511	434,678	-5%
101	General Fund	10155	Garage	1,314,082	1,465,125	1,413,557	-4%
101	General Fund	10156	Electrical	741,839	893,404	856,961	-4%
101	General Fund	10157	Construction	1,067,849	1,195,334	1,151,288	-4%

The City of Carlsbad
Labor by Department
FY21

Fund	Fund Name	Depart	Depart Name	FY20 Forecast	FY20 Budget	FY21 Budget	% Change to FY20 (B)
			Total Public Works	6,115,876	6,797,235	6,587,896	-3%
101	General Fund	10158	Engineering Services	816,015	1,143,081	964,126	-16%
101	General Fund	10160	Planning & Regulation	888,513	845,603	918,892	9%
			Total Projects & Planning	1,704,528	1,988,684	1,883,018	-5%
			TOTAL GENERAL FUND	**39,804,451**	**41,375,478**	**40,753,727**	**-2%**
300	Sports Complex	30000	Sports Complex	617,215	701,968	677,438	-3%
570	Municipal Transit	57070	Municipal Transit	1,028,691	1,120,030	1,106,716	-1%
			Total Other Government Funds	**1,645,906**	**1,821,998**	**1,784,154**	**-2%**
700	Water & Sewer	70000	Water	2,292,100	2,468,331	2,587,113	5%
700	Water & Sewer	70001	Waste Water	960,325	966,188	925,351	-4%
700	Water & Sewer	70002	Double Eagle	878,868	824,518	842,650	2%
700	Water & Sewer	70003	Collection System	571,002	655,511	641,424	-2%
700	Water & Sewer	70004	Lab Environmental Services	378,854	377,848	371,981	-2%
			Total Water & Sewer - Enterprise Fund	**5,081,149**	**5,292,396**	**5,368,519**	**1%**
720	Solid Waste Disposal	72030	Solid Waste Disposal	2,373,904	2,394,928	2,301,492	-4%
			Total Solid Waste Disposal - Enterprise Fund	**2,373,904**	**2,394,928**	**2,301,492**	**-4%**
	Total Labor			**48,905,409**	**50,884,800**	**50,207,892**	**-1%**

FY21 Budget	**50,884,800**
FY20 Budget	**50,207,892**
Cost Savings	**676,908**
Health Insurance Rebate	**(1,598,596)**
Adjust Projection	**(419,899)**
3% Salary Increase	**995,868**
30% Health Insurance	**345,720**
	0

Total Labor $50,207,892

Administration 4,822,517
% of Total Labor 9.6%

Police Dept 12,805,110
% of Total Labor 25.5%

Fire Dept 10,142,123
% of Total Labor 20.2%

Community Srvcs 4,513,063
% of Total Labor 9.0%

Public Works 6,587,896
% of Total Labor 13.1%

Projects/Planning 1,883,018
% of Total Labor 3.8%

Other Government 1,784,154
% of Total Labor 3.6%

Solid Waste Disposal 2,301,492
% of Total Labor 4.6%

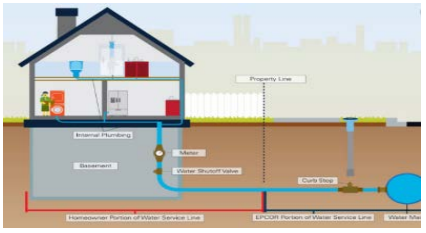

Water & Sewer 5,368,519
% of Total Labor 10.7%

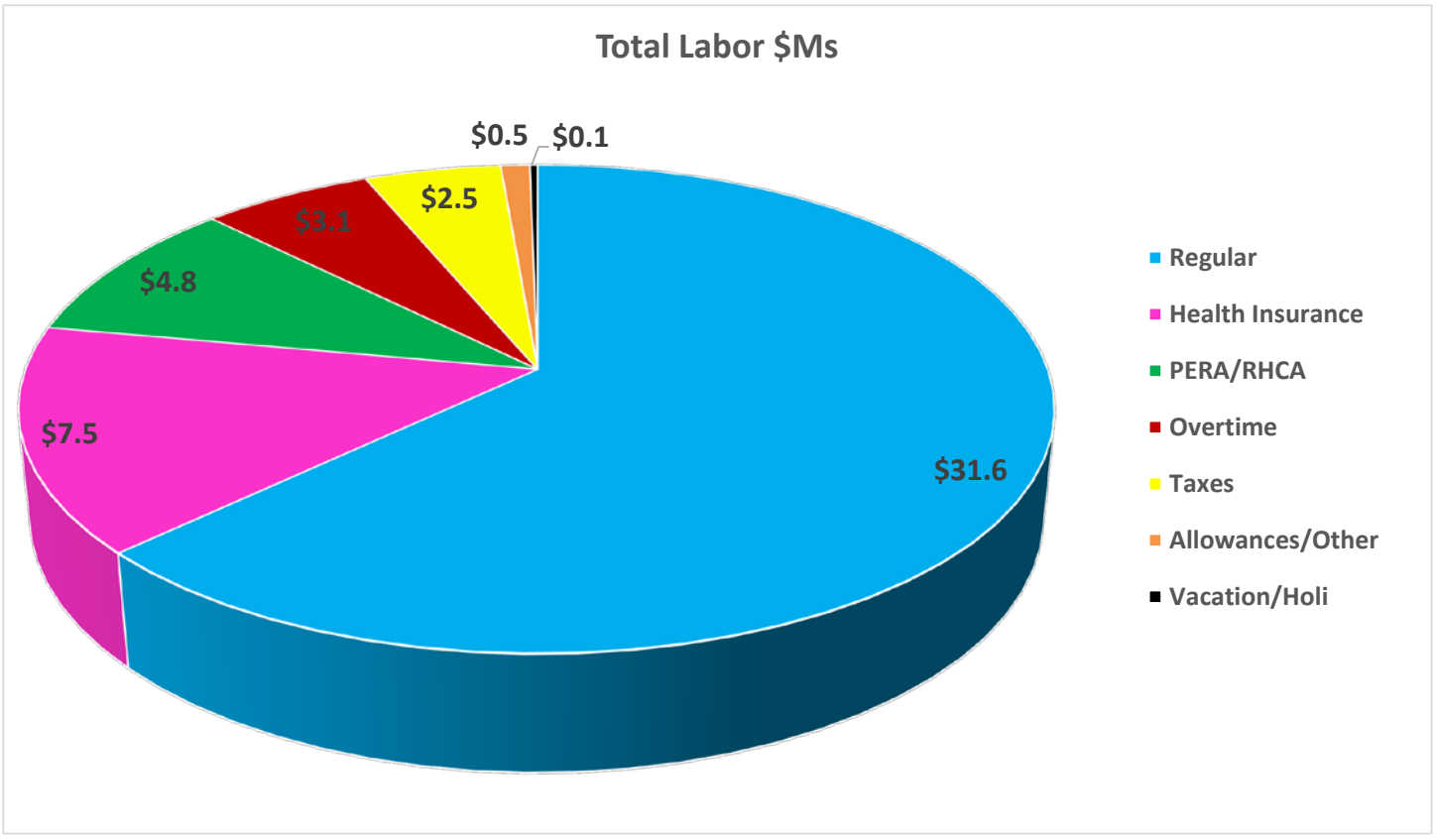

Total Labor $50,207,892

Administration 4,822,517
% of Total Labor 9.6%

Police Dept 12,805,110
% of Total Labor 25.5%

Fire Dept 10,142,123
% of Total Labor 20.2%

Community Srvcs 4,513,063
% of Total Labor 9.0%

Public Works 6,587,896
% of Total Labor 13.1%

Projects/Planning 1,883,018
% of Total Labor 3.8%

Other Government 1,784,154
% of Total Labor 3.6%

Solid Waste Disposal 2,301,492
% of Total Labor 4.6%

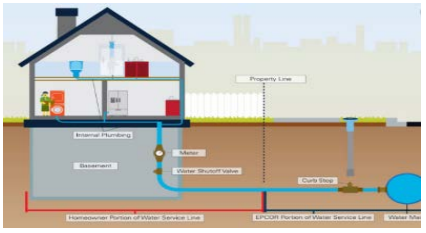

Water & Sewer 5,368,519
% of Total Labor 10.7%

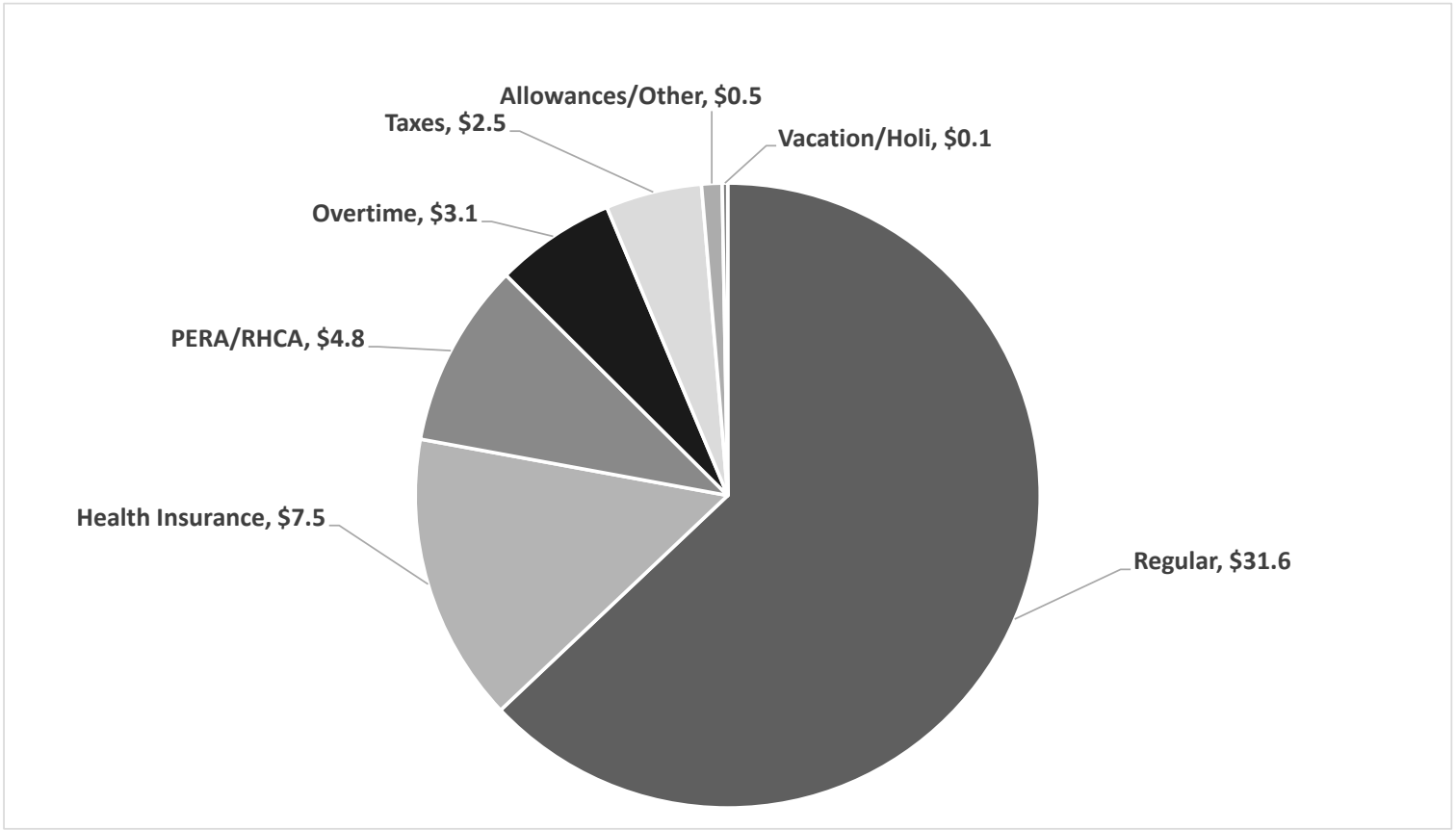

The City of Carlsbad, NM

Interim Budget for FY21

Operations

The City of Carlsbad
Operations by Department
FY21

Fund	Fund Name	Dept	Depart Name	FY20 Forecast	FY20 Budget	FY21 Budget	% Change to FY20 (B)
101	General Fund	10110	Mayor & Council	23,296	-	18,500	
101	General Fund	10111	Executive & Legislative	1,536,980	1,799,875	1,112,461	-38.2%
101	General Fund	10112	Judicial	54,769	82,214	81,500	-0.9%
101	General Fund	10113	City Clerk	14,337	-	36,550	
101	General Fund	10114	Human Resources	8,645	8,700	12,000	37.9%
101	General Fund	10115	Finance-Admin	1,601,035	1,375,600	587,500	-57.3%
101	General Fund	10116	Finance-Cashiers	3,215	-	5,500	
101	General Fund	10117	Information Technology	712,131	562,479	557,790	-0.8%
101	General Fund	10119	GRTR Fees	-	-	486,000	
	Total Administration			3,954,407	3,828,868	2,897,801	-24.3%
101	General Fund	10120	PD - Admin	1,590,576	1,897,502	1,959,700	
101	General Fund	10121	PD - Patrol	83,049	-	-	
101	General Fund	10122	PD - Detective/Criminal Invest	72	-	-	
101	General Fund	10123	PD - Community Services	352	-	-	
101	General Fund	10124	PD - Animal Control	180	-	-	
101	General Fund	10125	PD - Communications	506	-	-	
101	General Fund	10126	PD - Traffic	3,769	-	-	
	Total Police Department			1,678,504	1,897,502	1,959,700	3.3%
101	General Fund	10130	Fire - Admin	437,610	1,287,249	1,316,588	
101	General Fund	10131	Fire - Operations	376,078	-	-	
101	General Fund	10132	Fire - EMS	70,232	-	-	
101	General Fund	10133	Fire - Suppression	116,918	-	-	
101	General Fund	10134	Fire - PFA	100,573	-	-	
101	General Fund	10135	Fire - Specialty Teams	17,306	-	-	
	Total Fire Department			1,118,717	1,287,249	1,316,588	2.3%
101	General Fund	10140	Community Development	75,051	148,000	148,000	0.0%
101	General Fund	10141	Library	187,620	211,628	211,628	0.0%
101	General Fund	10142	Museum	135,496	123,500	123,500	0.0%
101	General Fund	10143	Performing Arts Center	147,930	156,400	156,400	0.0%
101	General Fund	10144	Airport	100,748	102,748	102,748	0.0%
101	General Fund	10145	Riverwalk Recreation	95,429	147,750	147,750	0.0%
101	General Fund	10146	Golf	462,646	652,300	716,300	9.8%
101	General Fund	10147	Water Park	70,530	135,900	135,900	0.0%
101	General Fund	10148	Sr. Rec - San Jose	39,695	54,920	54,920	0.0%
101	General Fund	10149	Sr. Rec - N. Mesa	49,909	60,900	60,900	0.0%
101	General Fund	10150	Sr. Rec - Pate	8,416	13,100	13,100	0.0%
101	General Fund	10151	Facility Maintenance	134,926	301,855	301,855	0.0%
	Total Community Development & Municipal Services			1,508,397	2,109,001	2,173,001	3.0%
101	General Fund	10152	Streets	820,725	1,022,850	1,022,850	0.0%
101	General Fund	10153	Parks	874,610	1,050,963	1,110,463	5.7%
101	General Fund	10154	Community Service	31,999	47,000	47,000	0.0%
101	General Fund	10155	Garage	115,133	123,200	123,200	0.0%
101	General Fund	10156	Electrical	47,520	51,400	51,400	0.0%
101	General Fund	10157	Construction	47,336	57,625	57,625	0.0%
101	General Fund	10161	Cemetery	608,567	542,820	542,820	0.0%
	Total Public Works			2,545,890	2,895,858	2,955,358	2.1%

The City of Carlsbad
Operations by Department
FY21

Fund	Fund Name	Dept	Depart Name	FY20 Forecast	FY20 Budget	FY21 Budget	% Change to FY20 (B)
101	General Fund	10158	Engineering Services	18,022	42,800	42,800	0.0%
101	General Fund	10160	Planning & Regulation	324,680	655,700	655,700	0.0%
			Total Projects & Planning	342,702	698,500	698,500	0.0%
			TOTAL GENERAL FUND	**11,148,617**	**12,716,977**	**12,000,947**	-5.6%
200	GRT Capital Outlay	20000	GRT Capital Outlay	172,255	150,635	103,000	-31.6%
201	Capital Projects	20101	Capital Projects	1,000,000	1,000,000	-	-100.0%
202	Airport Improvements	20202	Airport Improvements	12,794	74,712	149,447	100.0%
230	Landfill-Closure	23030	Landfill-Closure	-	89,000	89,000	0.0%
240	Landfill-Construction	24040	Landfill-Construction	1,410,184	1,410,184	-	-100.0%
			Total Capital Funds	**2,595,232**	**2,724,531**	**341,447**	**-87.5%**
300	Sports Complex	30000	Sports Complex	454,273	517,265	498,542	-3.6%
320	Streets Improvement	32020	Streets Improvement	-	90,000	90,000	0.0%
350	Local Government Correction	35050	Local Government Correction	175,574	525,000	525,000	0.0%
			Total Special Revenue Funds	**629,848**	**1,132,265**	**1,113,542**	**-1.7%**
400	Disaster Preparedness	40000	Disaster Preparedness	3,612,617	3,612,617	-	-100.0%
401	Insurance	40101	Insurance	2,009,306	1,351,188	1,351,188	0.0%
402	Workers' Compensation	40202	Workers' Compensation	332,517	635,000	635,000	0.0%
420	Health Insurance	42020	Health Insurance	6,880,470	6,050,000	6,600,000	9.1%
			Total Insurance Funds	**12,834,909**	**11,648,805**	**8,586,188**	**-26.3%**
500	Fire Protection	50000	Fire Protection	8,434	-	-	
520	Law Enforcement Protection	52020	Law Enforcement Protection	54,287	69,000	72,000	4.3%
550	Beautification	55050	Beautification	17,929	46,104	23,000	-50.1%
570	Municipal Transit	57070	Municipal Transit	155,082	199,225	199,225	0.0%
			Total Grant Funds	**235,732**	**314,329**	294,225	-6.4%
600	LT-Promotional	60000	LT-Promotional	1,007,476	1,861,233	-	-100.0%
650	LT-Non Promotional	65000	LT-Non Promotional	571,407	746,497	-	-100.0%
			Total Lodgers' Tax	**1,578,883**	**2,607,730**	**-**	**-200.0%**
700	Water & Sewer	70000	Water	1,775,298	2,520,364	2,520,364	0.0%
700	Water & Sewer	70001	Waste Water	441,513	437,058	437,058	0.0%
700	Water & Sewer	70002	Double Eagle	205,506	322,500	322,500	0.0%
700	Water & Sewer	70003	Collection System	321,507	389,829	389,829	0.0%
700	Water & Sewer	70004	Lab Environmental Services	29,142	42,000	42,000	0.0%
			Total Water & Sewer	**2,772,966**	**3,711,751**	**3,711,751**	**0.0%**
720	Solid Waste Disposal	72030	Solid Waste Disposal	1,091,637	1,165,650	1,151,900	-1.2%
720	Solid Waste Disposal	72031	Sandpoint Landfill	1,473,602	1,500,000	1,500,000	0.0%

The City of Carlsbad
Operations by Department
FY21

Fund	Fund Name	Dept	Depart Name	FY20 Forecast	FY20 Budget	FY21 Budget	% Change to FY20 (B)
	Total Solid Waste Disposal			**2,565,239**	**2,665,650**	**2,651,900**	**-0.5%**
750	Special Museum	75060	Special Museum	10,919	11,000	11,000	0.0%
	Other Enterprise Funds			**10,919**	**11,000**	**11,000**	**0.0%**
800	Bonds-W&S	80001	Bonds-2009 W&S	22,092,596	13,287,382	-	-100.0%
802	Bonds-GRT Capital Outlay	80202	Bonds-GRT Capital Outlay	23,686	4,241,857	-	-100.0%
820	NMFA-Governmental	82020	NMFA-Governmental	93,664	564,089	898,569	59.3%
850	NMFA-Water & Sewer	85050	NMFA-Water & Sewer	2,282,395	2,248,004	2,248,001	0.0%
870	NMFA-Solid Waste Disposal	87070	NMFA-Solid Waste Disposal	9,432	126,207	126,092	-0.1%
	Total Debt Service			**24,501,774**	**20,467,539**	**3,272,662**	**-84.0%**
900	Permanent W&S	90000	Permanent W&S	10,031	11,000	11,000	0.0%
950	WIPP Accel Impact	95050	WIPP Accel Impact	156,022	91,000	-	-100.0%
	Total Agency Funds			**166,053**	**102,000**	**11,000**	**-89.2%**
	Total Operations			**59,040,172**	**58,102,577**	**31,994,663**	**-44.9%**

FY20 Budget	**58,102,577**
FY21 Budget	**31,994,663**
Cost Savings	**26,107,914**
GRTR Fees	(409,000.00)
Outside Agencies	(823,414.00)
County-Road Contribution	(1,000,000.00)
County-Landfill Cell	(1,410,183.67)
Brine Well & FEMA Over-pmt	(3,612,617.00)
DebtSvs-W&S Bond Redemption	(17,194,877.00)
Lodgers' Tax Projects	(2,607,730.37)
Health Insurance	550,000.00
Misc. Increases for utilities, COVID19 PPE, & Software	399,907.57
	0.00

NOTE: by redeeming (paying-off) the 2009 W&S Bonds, the City not only saved $1.8M in total interest, but reduced the overall yearly debt service payment by $1.3M

The City of Carlsbad, NM

Interim Budget for FY21

Projects

Project Code	Description	Project Type	Department	Dept Name	Revised Budget	Actuals	Project Balance	Encumbrances	Requisitions
100165	FY20-Mainstreet	OA	111	Executive & Legislative	72,000.00	54,000.00	18,000.00	18,000.00	-
100166	FY20-SNMCAC	OA	111	Executive & Legislative	10,500.00	7,875.00	2,625.00	7,125.00	-
100174	FY20-Teen Court	OA	111	Executive & Legislative	24,000.00	18,000.00	6,000.00	6,000.00	-
100175	FY20-COC Retirement	OA	111	Executive & Legislative	45,000.00	32,663.30	12,336.70	12,336.70	-
100176	FY20-Child Advocacy	OA	111	Executive & Legislative	20,000.00	15,000.00	5,000.00	5,000.00	-
100177	FY20-ELEA	OA	111	Executive & Legislative	40,000.00	-	40,000.00	40,000.00	-
100181	FY20-CDOD	OA	111	Executive & Legislative	344,000.00	267,999.97	76,000.03	76,000.03	-
100274	FY20-City Improvement Projects	CAP	111	Executive & Legislative	191,900.00	210,930.89	(19,030.89)	25,460.18	-
100307	FY20-Council Chamber Remodel	CAP	111	Executive & Legislative	150,000.00	-	150,000.00	1,926.86	-
100004	FY20-Intercom/Speaker System	OP	112	Judicial	3,714.19	-	3,714.19	-	-
100001	FY20-City Clerk-Document Management	CAP	113	City Clerk	160,000.00	130,867.93	29,132.07	27,287.14	-
100125	CO-Tyler-Munis	CAP	115	Finance-Admin	218,766.95	143,245.67	75,521.28	11,254.56	-
100011	FY20-Evidence Room Expansion	CAP	120	PD - Admin	16,000.00	12,209.45	3,790.55	3,766.04	-
100012	FY20-Mobile Storage	CAP	120	PD - Admin	28,000.00	26,121.24	1,878.76	909.50	-
100014	FY20-2020 Chevrolet Silverado 2500	CAP	120	PD - Admin	42,709.00	-	42,709.00	41,910.68	-
100018	FY20-4th Floor Remodel	CAP	120	PD - Admin	50,000.00	-	50,000.00	46,287.69	-
100019	FY20-Police Units	CAP	120	PD - Admin	302,500.00	170,022.38	132,477.62	131,884.57	-
100308	FY20-Kinetic Breaching Tool	CAP	120	PD - Admin	10,000.00	-	10,000.00	9,741.00	-
100026	FY20-Ambulance	CAP	130	Fire - Admin	270,000.00	17,503.80	252,496.20	249,818.00	55.93
100027	FY20-A-1/PFA Remodel	CAP	130	Fire - Admin	75,000.00	14,790.35	60,209.65	11,829.23	-
100030	FY20-Station 2 Remodel	CAP	130	Fire - Admin	60,000.00	12,917.49	47,082.51	38,752.49	-
100214	CO-Fire Station 6	CAP	130	Fire - Admin	1,485,000.00	528,584.92	956,415.08	817,218.68	-
100214	CO-Fire Station 6	CAP	200	GRT Capital Outlay	400,000.00	266,895.67	133,104.33	133,104.33	-
100214	CO-Fire Station 6	CAP	500	Fire Protection	882,285.00	282,485.97	599,799.03	597,299.03	-
100280	FY20-Bunker Gear	OP	130	Fire - Admin	125,000.00	-	125,000.00	93,953.60	-
100284	FY20-Exhaust Extraction System	CAP	130	Fire - Admin	147,300.27	-	147,300.27	145,800.00	-
100084	FY20-Potash Park	CAP	140	Community Development	80,000.00	-	80,000.00	-	-
100085	FY20-Alnon Building	CAP	140	Community Development	20,000.00	-	20,000.00	19,692.00	-
100086	FY20-HAP Phase 3	CAP	140	Community Development	201,603.00	27,436.98	174,166.02	174,030.59	-
100074	FY20-Phased Lighting	CAP	141	Library	40,020.00	-	40,020.00	40,016.14	-
100075	FY20-Flooring	CAP	141	Library	34,980.00	-	34,980.00	34,029.35	-
100260	FY20-Library State-Grants-in-Aid	OP	141	Library	9,403.85	6,526.39	2,877.46	2,500.00	-
100261	FY20-Library GO Bond	OP	141	Library	73,723.85	16,364.52	57,359.33	-	-
100077	FY20-HVAC Upgrade	CAP	142	Museum	570,000.00	21,324.12	548,675.88	535,064.26	-
100078	FY20-HAP Camera Upgrade	CAP	142	Museum	9,000.00	6,590.53	2,409.47	-	-

Project Code	Description	Project Type	Department	Dept Name	Revised Budget	Actuals	Project Balance	Encumbrances	Requisitions
100090	FY20-Parking Lot Improvements	CAP	143	Performing Arts Center	72,364.54	22,793.12	49,571.42	8,111.55	-
100302	FY-20 Performing Arts Bldg Impv	CAP	143	Performing Arts Center	81,400.00	24,551.67	56,848.33	56,835.84	-
100064	FY20-Crack Seal/Surface Seal	CAP	144	Airport	70,000.00	69,431.54	568.46	-	-
100065	FY20-Hard Stands on Ramp	CAP	144	Airport	160,000.00	7,268.19	152,731.81	142,991.27	-
100005	FY20-Security Cameras	CAP	145	Riverwalk Recreation	18,000.00	13,527.42	4,472.58	4,472.28	-
100007	FY20-Exterior Paint/Construction	CAP	145	Riverwalk Recreation	99,010.00	6,458.75	92,551.25	2,152.91	-
100008	FY20-Gas Vents	CAP	145	Riverwalk Recreation	16,290.00	-	16,290.00	-	-
100009	FY20-High Volume Ceiling Fans	CAP	145	Riverwalk Recreation	15,990.00	10,430.00	5,560.00	5,560.00	-
100047	FY20-Recirculation/Aeration	CAP	146	Golf	123,080.00	89,230.09	33,849.91	33,792.50	-
100048	FY20-Pro Shop Repairs/Paint	CAP	146	Golf	253,100.00	67,997.54	185,102.46	185,004.92	-
100052	FY20-Driving Range Lighting	CAP	146	Golf	50,000.00	-	50,000.00	19,539.64	-
100127	CO-Effluent Pond	CAP	146	Golf	70,000.00	21,947.18	48,052.82	21,087.00	-
100072	FY20-Security System	CAP	147	Water Park	10,000.00	-	10,000.00	-	-
100088	FY20-Update Doors	CAP	149	Sr. Rec - N. Mesa	15,588.75	-	15,588.75	-	14,238.77
100089	FY20-Storage Building	CAP	149	Sr. Rec - N. Mesa	12,000.00	8,670.00	3,330.00	147.96	(650.00)
100264	CO-Lapidary	CAP	149	Sr. Rec - N. Mesa	21,920.00	15,932.90	5,987.10	92.47	-
100270	FY20-Shelving-North Mesa	CAP	149	Sr. Rec - N. Mesa	6,500.00	-	6,500.00	-	-
100087	FY20-San Jose Ctr Improvements	CAP	150	Sr. Rec - Pate	75,000.00	-	75,000.00	-	-
100070	FY20-Interior Paint 1st Floor	CAP	151	Facility Maintenance	12,000.00	985.12	11,014.88	9,149.89	-
100071	FY20-Alnon Building	CAP	151	Facility Maintenance	18,000.00	9,981.82	8,018.18	1,505.61	-
100285	FY20-Fence Drainage Pond	CAP	152	Streets	17,000.00	13,162.71	3,837.29	-	-
100295	FY20-Street Sweeper	CAP	152	Streets	27,000.00	-	27,000.00	26,536.08	-
100298	FY20 Security Light	CAP	152	Streets	12,000.00	-	12,000.00	10,764.58	-
100300	FY20-Telephone System	CAP	152	Streets	20,000.00	-	20,000.00	18,678.69	-
100054	FY20-Trees/Irrigation	CAP	153	Parks	20,000.00	6,802.91	13,197.09	12,229.38	-
100055	FY20-Erosion Control	CAP	153	Parks	250,000.00	101,456.17	148,543.83	144,998.89	-
100056	FY20-Boat & Dock Repairs	CAP	153	Parks	30,000.00	22,858.08	7,141.92	871.90	-
100057	FY20-Top of Beach Remediation	CAP	153	Parks	195,000.00	138,802.29	56,197.71	38,520.40	-
100058	FY20-Restroom Cass Park	CAP	153	Parks	70,000.00	68,110.28	1,889.72	1,119.52	-
100060	FY20-Resurface Radio Control	CAP	153	Parks	50,000.00	-	50,000.00	49,947.65	-
100061	FY20-Lighting-Beach Parking Lot	CAP	153	Parks	30,000.00	20,167.97	9,832.03	-	-
100062	FY20-Heritage Park Water Feature	CAP	153	Parks	25,000.00	-	25,000.00	6,547.50	-
100128	CO-Water Meters	CAP	153	Parks	15,274.00	-	15,274.00	-	-
100130	CO-Engineering Upper Dam	CAP	153	Parks	80,555.00	-	80,555.00	-	-
100222	FY20-Floating Work Platform	CAP	153	Parks	25,000.00	-	25,000.00	-	-

Project Code	Description	Project Type	Department	Dept Name	Revised Budget	Actuals	Project Balance	Encumbrances	Requisitions
100226	FY20-Park Improvements	CAP	153	Parks	396,477.59	219,344.30	177,133.29	25,117.76	985.00
100230	CO-Ray Anaya Irrigation	CAP	153	Parks	10,690.00	-	10,690.00	-	-
100306	FY20-Beach Parking Lot Upgrades	CAP	153	Parks	200,000.00	2,700.75	197,299.25	-	-
100044	FY20-Forklift	CAP	155	Garage	34,000.00	-	34,000.00	25,880.00	-
100079	FY20-Dam Repairs	CAP	158	Projects	1,070,000.00	688,282.43	381,717.57	264,502.75	-
100080	FY20-Truck	CAP	158	Projects	30,000.00	29,713.88	286.12	-	-
100081	FY20-Tyler Intergov	CAP	160	Planning & Regulation	600,000.00	143,873.95	456,126.05	456,126.05	-
100224	FY20-PER Truck	CAP	160	Planning & Regulation	30,000.00	-	30,000.00	28,534.50	-
100301	FY20-MFA Grant	OP	160	Planning & Regulation	48,000.00	-	48,000.00	-	-
100091	FY20-Maintenance Shed	CAP	161	Cemetery	125,000.00	-	125,000.00	-	-
100092	FY20-Fence	CAP	161	Cemetery	125,000.00	13,073.80	111,926.20	5,179.21	44,467.72
100093	FY20-Mobile Cemetery Web Service	CAP	161	Cemetery	50,000.00	23,725.00	26,275.00	23,724.00	-
100233	CO-Flooring-Cemetery	CAP	161	Cemetery	17,000.00	16,404.20	595.80	-	-
100234	CO-San Jose	CAP	200	GRT Capital Outlay	38,488.00	25,910.55	12,577.45	-	-
100235	CO-8th Street	CAP	200	GRT Capital Outlay	137,726.00	68,123.80	69,602.20	-	-
100123	FY20-Street Projects	CAP	201	Capital Projects	7,420,000.00	2,653,301.78	4,766,698.22	1,563,304.86	-
100124	FY20-Storm Drain	CAP	201	Capital Projects	150,000.00	32,366.30	117,633.70	100,732.78	-
100159	CO-Health Facility	CAP	201	Capital Projects	1,033,460.00	760,549.09	272,910.91	17,785.26	-
100160	CO-Electrical Upgrade at Beach	CAP	201	Capital Projects	100,000.00	28,895.71	71,104.29	12,225.99	-
100161	CO-San Jose Center	CAP	201	Capital Projects	42,000.00	1,416.06	40,583.94	500.00	-
100243	CO-Halagueno Arts Park	CAP	201	Capital Projects	27,340.00	21,225.22	6,114.78	-	-
100244	CO-Sidewalks	CAP	201	Capital Projects	12,649.00	-	12,649.00	1,665.42	-
100282	FY20-Church St Repave	CAP	201	Capital Projects	2,500,000.00	1,508,397.54	991,602.46	893,718.49	-
100283	FY20-Fire Station 4	CAP	201	Capital Projects	18,000.00	-	18,000.00	-	-
100144	CO-Taxiway Improvement	CAP	202	Airport Improvements	2,910,335.00	2,413,814.76	496,520.24	89,622.58	-
100262	CO-Airport Annual Maintenance	OP	202	Airport Improvements	20,000.00	14,165.98	5,834.02	275.00	-
100275	FY20-Airport Lighting	CAP	202	Airport Improvements	650,000.00	-	650,000.00	65,001.16	-
100313	FY20-Runway 14R-32L	CAP	202	Airport Improvements	112,000.00	-	112,000.00	95,669.88	-
100163	CO-Post Closure Maint & Repair	CAP	220	Landfill-Reserve	10,000.00	-	10,000.00	-	-
100100	FY20-Shade Structures	CAP	300	Sports Complex	136,700.00	134,305.32	2,394.68	2,571.69	-
100122	FY20-Street Improvements	CAP	320	Streets Improvement	1,100,000.00	788,302.04	311,697.96	284,675.33	-
100152	CO-Standpipe	CAP	320	Streets Improvement	267,990.00	-	267,990.00	-	-
100153	CO-Boyd/Hidalgo Intersection	CAP	320	Streets Improvement	68,189.00	43,133.33	25,055.67	23,184.14	-
100154	CO-Texas St	CAP	320	Streets Improvement	100,000.00	-	100,000.00	-	-
100156	CO-Land Acquisition	CAP	320	Streets Improvement	20,000.00	-	20,000.00	-	-

Project Code	Description	Project Type	Department	Dept Name	Revised Budget	Actuals	Project Balance	Encumbrances	Requisitions
100157	CO-Callaway Dr	CAP	320	Streets Improvement	20,000.00	-	20,000.00	-	-
100223	FY20-Sidewalks	CAP	320	Streets Improvement	20,000.00	10,297.33	9,702.67	2,959.08	-
100253	CO-52" Shear	CAP	320	Streets Improvement	9,000.00	-	9,000.00	1,424.69	-
100254	CO-Annual Street Maintenance	CAP	320	Streets Improvement	420,778.00	320,548.60	100,229.40	47,571.95	-
100255	CO-Cherry Lane	CAP	320	Streets Improvement	20,743.00	3,019.33	17,723.67	1,358.73	-
100256	CO-6th St	CAP	320	Streets Improvement	130,000.00	113,730.91	16,269.09	6,170.93	-
100271	FY20-Canal St Storm Drain	CAP	320	Streets Improvement	600,000.00	-	600,000.00	-	-
100272	FY20-Kircher St	CAP	320	Streets Improvement	850,000.00	-	850,000.00	-	-
100287	FY20-Crack Seal Maint Machine	CAP	320	Streets Improvement	20,000.00	-	20,000.00	17,626.25	-
100288	FY20-Maintenance Crack Seal Machine	OP	320	Streets Improvement	10,000.00	-	10,000.00	7,862.46	-
100236	CO-Drone	CAP	500	Fire Protection	20,000.00	-	20,000.00	19,999.00	-
100094	FY20-Van	CAP	570	Municipal Transit	16,000.00	-	16,000.00	-	-
100095	FY20-Bus Shelter/Smart Project	CAP	570	Municipal Transit	138,500.00	-	138,500.00	-	-
100135	CO-Van	CAP	570	Municipal Transit	150,983.00	-	150,983.00	-	-
100133	CO-San Jose Sen Ctr	CAP	580	CDBG Grant	645,000.00	36,738.85	608,261.15	25,285.70	-
100143	CO-Cascade Sign	CAP	600	LT-Promo	60,000.00	8,327.61	51,672.39	51,672.39	-
100190	CO-Social Media Advertising	LT	600	LT-Promo	80,000.00	54,659.90	25,340.10	10,000.10	-
100192	CO-Museum Advertising	LT	600	LT-Promo	40,120.00	27,458.25	12,661.75	11,816.65	-
100193	CO-Culture & Rec Advertising	LT	600	LT-Promo	300,000.00	136,573.86	163,426.14	163,426.14	-
100196	FY20-Entertainment/Performance	LT	600	LT-Promo	28,900.00	-	28,900.00	28,900.00	-
100198	FY20-Chamber Promotional Expense	LT	600	LT-Promo	225,000.00	187,590.00	37,410.00	37,410.00	-
100200	FY20-Mainstreet Promotional Expense	LT	600	LT-Promo	60,000.00	29,598.33	30,401.67	30,401.67	-
100203	FY20-Retire Carlsbad Promo	LT	600	LT-Promo	20,000.00	-	20,000.00	4,643.99	-
100204	FY20-Live Community Events	LT	600	LT-Promo	17,000.00	11,914.50	5,085.50	5,085.50	-
100205	FY20-Creative Carlsbad Arts Council	LT	600	LT-Promo	36,500.00	25,772.17	10,727.83	10,727.83	-
100207	FY20-Carlsbad Area Art Assoc	LT	600	LT-Promo	30,000.00	14,900.90	15,099.10	-	-
100218	CO-Website Mainstreet	LT	600	LT-Promo	24,093.00	18,768.24	5,324.76	5,324.76	-
100219	CO-Digital Sign Mainstreet	LT	600	LT-Promo	75,000.00	-	75,000.00	75,000.00	-
100225	FY20-CDOD Media Marketing Campaign	LT	600	LT-Promo	50,000.00	-	50,000.00	50,000.00	-
100258	FY20-Friends of Living Desert	LT	600	LT-Promo	17,430.00	1,859.17	15,570.83	15,570.83	-
100266	FY20-Entry Billboards	LT	600	LT-Promo	30,862.00	19,633.24	11,228.76	11,228.76	-
100267	FY20-Electronic Sign	LT	600	LT-Promo	216,867.00	93,719.30	123,147.70	123,147.70	-
100281	FY20-Civic Center Promo	LT	600	LT-Promo	125,000.00	9,000.00	116,000.00	116,000.00	-
100289	FY20-Christmas on the Pecos	LT	600	LT-Promo	42,380.37	29,621.16	12,759.21	12,759.21	-
100299	FY20 Mother's Day Tejano Concert	LT	600	LT-Promo	15,000.00	-	15,000.00	15,000.00	-

Project Code	Description	Project Type	Department	Dept Name	Revised Budget	Actuals	Project Balance	Encumbrances	Requisitions
100303	FY20-Museum Advertising	LT	600	LT-Promo	80,000.00	3,793.84	76,206.16	3,900.16	10,999.00
100304	FY20-Water Park Advertising	LT	600	LT-Promo	20,000.00	2,876.00	17,124.00	1,768.00	-
100305	FY20-Car-A-Fair	LT	600	LT-Promo	24,850.00	3,652.97	21,197.03	-	-
100309	FY20-4th of July Celebration Event	LT	600	LT-Promo	50,000.00	-	50,000.00	-	-
100310	FY20-Dirt Dobbers Car Show	LT	600	LT-Promo	11,800.00	-	11,800.00	11,800.00	-
100311	FY20-Gem & Mineral Show	LT	600	LT-Promo	7,773.81	-	7,773.81	-	7,773.81
100312	FY20-CavenFest 2020	LT	600	LT-Promo	67,000.00	-	67,000.00	67,000.00	-
100320	FY20-Graduation Banners	LT	600	LT-Promo	7,000.00	-	7,000.00	7,000.00	-
100096	FY20-PRV Roof Improvements	CAP	650	LT-Non Promotional	290,000.00	189,244.05	100,755.95	100,755.95	-
100097	FY20-PRVCC Kitchen Remodel	CAP	650	LT-Non Promotional	40,300.00	6,024.20	34,275.80	34,101.34	-
100098	FY20- PRV Boat Dock	CAP	650	LT-Non Promotional	75,000.00	1,614.69	73,385.31	-	-
100099	FY20-Cavern Theater	CAP	650	LT-Non Promotional	3,041,430.00	1,020,903.32	2,020,526.68	181,235.12	-
100137	CO-Remediation Cavern Theater	CAP	650	LT-Non Promotional	61,980.00	28,603.06	33,376.94	33,376.00	-
100138	CO-Masterplan	CAP	650	LT-Non Promotional	150,000.00	-	150,000.00	-	-
100139	CO-Potash Park	CAP	650	LT-Non Promotional	203,097.00	121,737.91	81,359.09	35,975.50	-
100140	CO-PRV Fencing	CAP	650	LT-Non Promotional	15,000.00	-	15,000.00	-	-
100141	CO-Cave/Karst Research Inst	CAP	650	LT-Non Promotional	242,025.00	180,771.78	61,253.22	52,007.37	-
100183	FY20-Fireworks	LT	650	LT-Non Promotional	60,000.00	30,000.00	30,000.00	30,000.00	-
100184	FY20-PRV-Building Maint & Repair	LT	650	LT-Non Promotional	14,700.00	11,189.20	3,510.80	-	-
100185	CO-Museum Exhibit Expense	LT	650	LT-Non Promotional	50,000.00	23,993.00	26,007.00	-	-
100186	FY20-Public Safety & Transit for Ev	LT	650	LT-Non Promotional	100,000.00	25,882.65	74,117.35	10,875.31	-
100187	FY20-Chamber Cont Expense	LT	650	LT-Non Promotional	327,900.00	273,160.00	54,740.00	54,740.00	-
100237	CO-Covered Shelter-PRV	CAP	650	LT-Non Promotional	24,000.00	-	24,000.00	20,000.00	-
100268	FY20-Firefighter Combat Challenge	LT	650	LT-Non Promotional	27,500.00	-	27,500.00	26,000.00	-
100318	FY20-PD Vehicle Restoration	LT	650	LT-Non Promotional	30,000.00	-	30,000.00	-	-
100113	FY20-Backup Generator	CAP	700	Water	629,450.63	-	629,450.63	629,450.63	-
100114	FY20-Engineering Waterline Upgrade	CAP	700	Water	200,000.00	-	200,000.00	-	-
100115	FY20-Upgrade Waterline	CAP	700	Water	500,000.00	-	500,000.00	-	-
100116	FY20-SCADA System Upgrades	CAP	700	Water	100,000.00	42,949.00	57,051.00	13,336.80	-
100118	FY20-New Services	CAP	700	Water	300,000.00	232,995.83	67,004.17	-	-
100145	CO-W&S Line Extension/Upgrades	CAP	700	Water	300,000.00	30,420.20	269,579.80	12,226.39	-
100147	CO-Reservoir #2	CAP	700	Water	1,368,403.63	9,529.87	1,358,873.76	18,502.88	-
100239	CO-Well Rehab #9	CAP	700	Water	103,086.00	-	103,086.00	100,000.00	-
100273	FY20-Sewer Lift Station Generator	CAP	700	Water	250,000.00	-	250,000.00	77,206.80	-
100319	FY20-Valve Replacement	CAP	700	Water	25,000.00	-	25,000.00	18,582.00	-

Project Code	Description	Project Type	Department	Dept Name	Revised Budget	Actuals	Project Balance	Encumbrances	Requisitions
100117	FY20-Engineering Analysis Sewer	CAP	701	Waste Water	200,000.00	100,642.71	99,357.29	86,326.04	-
100119	FY20-Fan/Belt Press	CAP	701	Waste Water	500,000.00	-	500,000.00	-	-
100240	CO-Fall Protection	CAP	701	Waste Water	100,000.00	6,710.18	93,289.82	-	-
100120	FY20-DE 24 CCP Repair South of Prv	CAP	702	Double Eagle	400,000.00	-	400,000.00	-	-
100149	CO-DE Extension	CAP	702	Double Eagle	10,383,623.00	8,584,519.42	1,799,103.58	1,513,763.20	-
100151	CO-Tatum Wellfield	CAP	702	Double Eagle	201,199.00	-	201,199.00	-	-
100121	FY20-Sewer Interceptor upgrades	CAP	703	Collection System	1,849,121.03	89,588.40	1,759,532.63	-	-
100317	FY20-Airport sewer line replacement	CAP	703	Collection System	19,000.00	-	19,000.00	18,990.04	-
					54,905,918.46	24,836,482.04	30,069,436.42	12,205,946.78	77,870.23

Fund	Fund Name	Org	Department Name	Project Name	Description	Project Type	Director Request	Admin Approved
101	General Fund	10111	Executive & Legislative	FY21-CDOD	Support of City Organization	OE	321,500	275,200
101	General Fund	10111	Executive & Legislative	FY21-Mainstreet	Support of City Organization	OE	72,000	68,250
101	General Fund	10111	Executive & Legislative	FY21-COC Retirement	Support of City Organization	OE	44,250	44,250
101	General Fund	10111	Executive & Legislative	FY21-Comm of Hope	Support of City Organization	OE	30,000	24,000
101	General Fund	10111	Executive & Legislative	FY21-Teen Court	Support of City Organization	OE	31,581	24,000
101	General Fund	10111	Executive & Legislative	FY21-Transitional Housing	Support of City Organization	OE	32,000	32,000
101	General Fund	10111	Executive & Legislative	FY21-Child Advocacy	Support of City Organization	OE	20,000	20,000
101	General Fund	10111	Executive & Legislative	FY21-ELEA	Support of City Organization	OE	25,000	25,000
101	General Fund	10111	Executive & Legislative	FY21-SNMCAC	Support of City Organization	OE	15,000	15,000
101	General Fund	10111	Executive & Legislative	FY21-SENMEDD	Support of City Organization	OE	7,641	7,641
101	General Fund	10111	Executive & Legislative	FY21-Boys & Girls Club	Support of City Organization	OE	65,000	58,000
101	General Fund	10111	Executive & Legislative	FY21-CMC Natatorim	Support of City Organization	OE	20,000	20,000
101	General Fund	10111	Executive & Legislative	FY21-CMC Recreation Program	Support of City Organization	OE	15,000	15,000
101	General Fund	10111	Executive & Legislative	FY21-CMC Reading Academy	Support of City Organization	OE	39,000	39,000
101	General Fund	10111	Executive & Legislative	FY21-CMC Citizenship Program	Support of City Organization	OE	7,000	7,000
101	General Fund	10111	Executive & Legislative	FY21-CMC Tutoring Program	Support of City Organization	OE	25,000	25,000
101	General Fund	10111	Executive & Legislative	FY21-CMC STEAM	Support of City Organization	OE	15,000	15,000
101	General Fund	10111	Executive & Legislative	FY21-Furniture	Furniture	OPS	25,000	25,000
101	General Fund	10111	Executive & Legislative	FY21-Land Acquisition	Purchase Land and right aways as needed	CAP	20,000	20,000
101	GenFund	10115	Finance-Cashiers	FY21-Cashier Remodel	Remodel of the cashier work area and replacement of water fountain. Is being done for the safety and security of the cashiers and other City Hall employees	CAP	110,000	110,000
101	GenFund	10115	Finance-Admin	FY21-Tyler Training	Continuous training on Tyler software	OPS	20,000	20,000
101	GenFund	10115	Human Resources	FY21-Paper Shredder	Paper Shredder in HR is no longer working properly	OPS	4,500	4,500
101	GenFund	10117	Information Technology	FY21-Network Equipment	Replace Outdated Network and Radio Equipment	OPS	81,000	81,000
101	GenFund	10117	Information Technology	FY21-Servers and Storage	Replace/Add outdated Servers/Storage	CAP	110,000	110,000
101	GenFund	10117	Information Technology	FY21-Computer Equipment	Replace Computers/Peripherals	OPS	25,000	25,000
101	GenFund	10120	PD-Admin	FY21-PD Vehicles-5-**GRANT**	$34k per unit, receiving $200k **GRANT**	CAP	170,000	170,000
101	GenFund	10120	PD-Admin	FY21-PD Upfits-5	$24k per unit	CAP	120,000	120,000
101	GenFund	10120	PD-Admin	FY21-Rimage Catalyst Disk Burner	Needed capacity and IPRA requests	CAP	15,785	15,785
101	GenFund	10120	PD-Admin	FY21-WatchGuard Server	WatchGuard Server 16HDD & Evid Library	CAP	18,465	18,465
101	General Fund	10120	PD-Admin	FY21-BodyCameras/Car	30 Body Cameras with Car Kit, saves the City on repairs/warranty-$54k (only buys one year of warranty on approximay half of the body cameras)	OPS	118,255	118,255
101	GenFund	10130	Fire - Admin	FY21-Rescue Truck-**GRANT**	New Heavy Rescue to replace Rescue 1 - **GRANT**	CAP	1,000,000	1,000,000
101	GenFund	10130	Fire - Admin	FY21-Fire Station 2	Remodel Fire station 2	CAP	750,000	-
101	GenFund	10130	Fire - Admin	FY21-2 TRT Trench Rescue Kits	Trench rescue equipment kit for TRT operations	CAP	37,000	37,000
101	GenFund	10130	Fire - Admin	FY21-Air Lifting bag	Multiforce remote placement air lifting bag for vehicle extrication	CAP	7,500	7,500
101	GenFund	10130	Fire - Admin	FY21-SCBA	Continue to replace and upgrade SCBA for firefighting	CAP	26,500	26,500
101	GenFund	10130	Fire - Admin	FY21-Road to Fire Station 6	Replace the road going to fire station 6 and add lighting	CAP	125,000	50,000
101	GenFund	10130	Fire - Admin	FY21-Ambulance	Replace an ambulance that needs to come off of inventory	CAP	185,000	-
101	GenFund	10130	Fire - Admin	FY21-Concrete for PFA	Add concrete around the PFA garage	CAP	50,000	-
101	GenFund	10130	Fire - Admin	FY21-Boat	Replace boat for beach patrol and dive rescue	CAP	35,000	-
101	GenFund	10130	Fire - Admin	FY21-Staff Vehicle	Replace our van which has 144,000 miles.	CAP	51,000	-
101	GenFund	10130	Fire - Admin	FY21-Cardiac Monitor	Continue replacing old cardiac monitors	CAP	35,000	35,000
101	GenFund	10130	Fire - Admin	FY21-Auto-pulse	CPR machine for cardiac arrest	CAP	10,250	10,250
101	GenFund	10140	Community Development	FY21-HAP Art	Budget for Art	CAP	100,000	50,000
101	GenFund	10140	Community Development	FY21-HAP Tree Pruning	Funds to prune remaining trees at HAP. Continuation with Collin's Tree Service.	OPS	15,000	15,000

Fund	Fund Name	Org	Department Name	Project Name	Description	Project Type	Director Request	Admin Approved
101	GenFund	10141	Library	FY21-RFID Security Gates	Additional RFID Technology, currently used to check books in and out, that will assist with theft prevention. Quote plus additional 5%.	CAP	25,200	-
101	GenFund	10141	Library	FY21-Electrical Upgrades	OSHA compliance for Information desk cables, hand dryers installed in the restrooms, and final phase of LED Lighting.	CAP	42,000	-
101	GenFund	10141	Library	FY21-Security Cameras	Replacement of current cameras as well as adding new cameras to be compatible with the new digital system.	CAP	30,000	-
101	GenFund	10142	Museum	FY21-Security Cameras	Funds to tie in existing cameras to the new software system.	CAP	20,000	-
101	GenFund	10142	Museum	FY21-Plotter	EPSON SureColor T7270 Dual Roll Printer. Replacement for existing outdated large format printer. Allows museum large format capability to produce exhibit graphics and text panels, as well as assisting other city departments with printing services as needed.	CAP	10,500	-
101	GenFund	10142	Museum	FY21-Mini-Split HVAC	Will provide critical control capability for collections storage; upstairs above the Library.	CAP	14,000	-
101	GenFund	10143	Performing Arts Center	FY21-WGPAC HVAC	Replacement of 8 units throughout the WGPAC.stimate from Clean Air Authority plus additional 20%. Will go out to Bid.	CAP	83,000	83,000
101	GenFund	10143	Performing Arts Center	FY21-Storage for WGPAC	To purchase storage conex for City equipment. Online quote.	OPS	5,000	5,000
101	GenFund	10144	Airport	FY21-Tymco Sweeper-Priority	Tymco Regenerative Air Sweeper Model 600 for the removal of debris and contaminants (FOD) from the runways, taxiways, and ramp pavement. Will give the Airport the ability to comply with FAA part 139 Airport Operating Certificate.	CAP	241,500	241,500
101	GenFund	10144	Airport	FY21-Concrete Hardstand-Priority	Second Hardstand in the series of three. Used to accommodate additional heavy aircraft utilizing the ramp. Project estimate from Kent Freier plus additional 5%.	CAP	187,950	187,950
101	GenFund	10145	Riverwalk Recreation	FY21-Security Upgrades	Replacement of current cameras as well as adding new cameras to be compatible with the new digital system. $40,000. Security Doors and software for member entry. $20,000.	CAP	67,000	-
101	GenFund	10145	Riverwalk Recreation	FY21-Basketball Court Improvements	Redo 3rd floor basketball court flooring. Will include markings for basketball and pickleball. $35,000. Installation of Gym Dividers. $20,000. Repair or replacement of Basketball Goal mechanisms. $20,000.	CAP	75,000	75,000
101	GenFund	10145	Riverwalk Recreation	FY21-RRC HVAC	Engie Services is currently working on environmental analysis. *Could be phased (700,000 initially then 500,000 for two years) Quote in progress.	CAP	700,000	-
101	GenFund	10145	Riverwalk Recreation	FY21-RRC Upgrades	Continuation of painting and other upgrades	CAP	100,000	200,000
101	GenFund	10145	Riverwalk Recreation	FY21-RRC Fence	To repair and improve fence and gate in the back of the RRC.	OPS	30,000	-

Fund	Fund Name	Org	Department Name	Project Name	Description	Project Type	Director Request	Admin Approved
101	GenFund	10146	Golf	FY21-John Deere ProGator 2030A-Priority	Purchase of Gator used for spraying greens, fairways, tees, and other areas. Attachment needed.	CAP	35,238	35,238
101	GenFund	10146	Golf	FY21-JD ProGator Sprayer Attachment-Priority	Purchase of sprayer attachment, John Deere HD300, for JD ProGator 2030A. Will be used for efficient & effective herbicide spraying on the golf course. The current outdated sprayer is used for spraying weeds and the greens. An additional dedicated sprayer would save time by eliminating the need to clean out tanks from switching herbicides.	CAP	19,940	19,940
101	GenFund	10146	Golf	FY21-Bendpak 2 Post Car Lift-Priority	Lift used to work on mowers.	CAP	4,050	-
101	GenFund	10146	Golf	FY21-Bendpak Turf Lift Kit-Priority	Attachment for Bedpak 2 Post Car Lift to work on mowers.	OPS	3,000	-
101	GenFund	10147	Water Park	FY21-Security System-Priority	Requesting Carryover and Additional funds for the security system at the Beach and Water Park.	CAP	20,000	-
101	GenFund	10147	Water Park	FY21-Seating for Water Park-Priority	Eight (8) Tables with Umbrellas for the Water Park.	OPS	12,500	12,500
101	GenFund	10149	Sr. Rec - N. Mesa	FY21-Flooring	Non-slip coating for lobby, pool, and fitness room tile and sidewalks leading into facility.	CAP	7,700	7,700
101	GenFund	10149	Sr. Rec - N. Mesa	FY21-Paint for Van	Repainting the center van to prevent further rust and damage.	OPS	5,000	-
101	GenFund	10149	Sr. Rec - N. Mesa	FY21-Library Remodel	Remodel the library to better accommodate books, movies, & audio books.	CAP	29,650	-
101	GenFund	10149	Sr. Rec - N. Mesa	FY21-Hallway Cabinet	Large custom hallway storage cabinet for group and event supplies and refreshment area. Quote from Classic Pioneer Const. plus additional 5%	CAP	9,400	-
101	GenFund	10149	Sr. Rec - N. Mesa	FY21-Member Service Software	"My Senior Center Software" to improve member services, and to help possibly gain funding from accurate demographic information. Initial Install $11,700. Yearly Maint. Fee beginning year 2 $1,800	OPS	13,500	-
101	GenFund	10150	Sr. Rec - Pate	FY21-Security Cameras	Security system and cameras.	CAP	45,000	-
101	GenFund	10151	Facility Maintenance	FY21-Single Man Lift-Priority	Genie AWP-20S. Will give Facility Maintenance the ability to work on lighting and other ceiling work; especially in facilities such as the Civic Center and Riverwalk Rec Center.	CAP	8,825	8,825
101	GenFund	10151	Facility Maintenance	FY21-EZ Trailer EZ-1480-Priority	Trailer used to transport Scissor lift and other equipment.	CAP	13,650	13,650
101	GenFund	10151	Facility Maintenance	FY21-City Hall HVAC-Priority	Replacement of 8 Units throughout City Hall.	CAP	43,000	-
101	GenFund	10151	Facility Maintenance	FY21-Storage Shed	Storage shed for lawn and other equipment.	OPS	5,000	5,000
101	GenFund	10152	Streets	FY21-Street Sweeper	Street Sweeper	CAP	300,000	300,000
101	GenFund	10157	Construction	FY21-Auger with Attachments	Auger with attachments	CAP	7,500	7,500
101	GenFund	10152	Streets	FY21-Paint Machine Camera	Camera for Paint Machine	CAP	10,000	10,000
101	GenFund	10157	Construction	FY21-Milling Machine	10" Milling Machine	CAP	10,000	-
101	GenFund	10155	Garage	FY21-Plasma Cut Table	5'x10' plasma cut table accessories	CAP	34,000	34,000
101	GenFund	10152	Streets	FY21-Storm Drainage Wall	Kincade Storm Drainage Wall	CAP	50,000	50,000
101	GenFund	10152	Streets	FY21-Street Lighting	Boyd, Washington, Walker Farm	CAP	50,000	50,000
101	GenFund	10153	Parks	FY21-Pickle Ball Court	Pickle ball Court	CAP	50,000	-
101	GenFund	10153	Parks	FY21-Port Jefferson Boat Dock	Repair or replace the Port Jefferson Boat Dock	CAP	20,000	20,000
101	GenFund	10160	Planning & Regulation	FY21-Key Card & Cameras	Installation of key pads and cameras to secure Municipal Annex	CAP	19,000	-
101	GenFund	10160	Planning & Regulation	FY21-Medical Detector	For Safety & Security	OPS	4,200	4,200

Fund	Fund Name	Org	Department Name	Project Name	Description	Project Type	Director Request	Admin Approved
101	GenFund	10160	Planning & Regulation	FY21-ROW Acquisition	Potential ROW acquisition for road projects	OPS	25,000	25,000
101	GenFund	10161	Cemetery	FY21-Trees	Trees	OPS	20,000	10,000
							6,556,530	**4,189,599**
202	AirportImr	20202	Airport Improvements	FY21-Resurface Ramp	Continuation of the Ramp restoration in an area where old pavement is breaking away and creating FOD.	CAP	105,000	105,000
202	AirportImr	20202	Airport Improvements	FY21-Airport Master Plan	With the increased economy the Airport is in need of an updated layout and projection of the facilities. An updated Master Plan will help facilitate this growth and development.	CAP	189,000	189,000
202	AirportImr	20202	Airport Improvements	100275-FY21-Airport Lighting	Additional Funds to complete the project	CAP	50,000	50,000
							344,000	**344,000**
300	Sports Complex	30000	Sports Complex	FY21-Basket Ball Court	Basketball Court with striping and 2 Goals. Quotes for concrete slab, goals, and striping	CAP	53,000	53,000
300	Sports Complex	30000	Sports Complex	FY21-Soccer Fields Seeding	Seeding of all Soccer fields.	OPS	19,050	19,050
300	Sports Complex	30000	Sports Complex	FY21-Soccer Fields Merge	Merging Soccer Fields 2 & 3 with sod.	OPS	68,250	68,250
300	Sports Complex	30000	Sports Complex	FY21-Baseball Improvements	Canopy and seating at Baseball Jr/Sr 2.	CAP	18,375	-
300	Sports Complex	30000	Sports Complex	FY21-John Deere 2-Seat Gator	Used for attendants and assistant coordinator for nighttime practices and games.	CAP	14,500	-
300	Sports Complex	30000	Sports Complex	FY21-Landscaping	Landscaping at the entrance of Baseball, Softball, and Soccer.	CAP	146,475	-
300	Sports Complex	30000	Sports Complex	FY21-Softball Improvements	Canopies, seating, and grills at the Softball open area.	CAP	75,500	75,500
300	Sports Complex	30000	Sports Complex	FY21-Shade Structures	Shade Structures at Softball, Baseball, and Soccer.	CAP	66,450	-
300	Sports Complex	30000	Sports Complex	FY21-Parking Lot Improvements	Parking lot improvements, micro-seal and stripping	CAP	645,745	300,000
300	Sports Complex	30000	Sports Complex	FY21-Parking Lot Space	Additional parking lot spaces for RV's.	CAP	215,625	-
300	Sports Complex	30000	Sports Complex	FY21-Walking Path	Concrete walking path around the BFYSC.	CAP	193,692	-
300	Sports Complex	30000	Sports Complex	FY21-SCADA for Water Wells	Need improved monitoring for water wells	CAP		
							1,516,662	**515,800**
320	StreetImpr	32020	Streets Improvement	FY21-Street Improvements	Annual Bid	CAP	1,000,000	1,000,000
320	StreetImpr	32020	Streets Improvement	FY21-Misc. Maint	Median and other remediation	OPS	250,000	250,000
320	StreetImpr	32020	Streets Improvement	FY21-Downtown Sidewalk	Replace Downtown sidewalk	CAP	20,000	20,000
320	StreetImpr	32020	Streets Improvement	FY21-Radio Blvd-**GRANT**	Radio Blvd Improvements-**GRANT**	CAP	500,000	500,000
							1,770,000	**1,770,000**
500	Fire Protection	50000	Fire Protection	FY21-2 TRT Trench Rscue Kits	Trench rescue equipment kit for TRT operations	CAP	37,000	37,000
500	Fire Protection	50000	Fire Protection	FY21-Air Lifting Bag	Multiforce remote placement air lifting bag for vehicle extraction	CAP	7,500	7,500
500	Fire Protection	50000	Fire Protection	FY21-SCBA	Continue to replace and upgrade SCBA for firefighting	CAP	26,500	26,500

Fund	Fund Name	Org	Department Name	Project Name	Description	Project Type	Director Request	Admin Approved
500	Fire Protection	50000	Fire Protection	FY21-Ambulance	Replace an ambulance that needs to come off inventory	CAP	190,000	190,000
							261,000	**261,000**
501	EMS	50101	Fire - EMS	FY21-Fire Engine AEDs	Use the EMS grant to purchase AED's for all of the fire engines-GRANT	OPS	20,000	20,000
							20,000	**20,000**
570	Municipal Transit	57070	Municipal Transit	FY21-Bus Replacement-**GRANT**	Replace seven Transit Buses (GRANT-80%)	CAP	1,256,161	1,256,161
570	Municipal Transit	57070	Municipal Transit	FY21-Bus Shelters/Benches-**GRANT**	30 ea Bus shelters/benches (GRANT-80%)	CAP	180,000	180,000
570	Municipal Transit	57070	Municipal Transit	FY21-Surveillance System-Facility-**GRANT**	Surveillance system for Transit Facility (GRANT-80%)	CAP	10,000	10,000
570	Municipal Transit	57070	Municipal Transit	FY21-Surveillance System-Vans-**GRANT**	Surveillance system for Transit Vans (GRANT-80%)	CAP	31,092	31,092
570	Municipal Transit	57070	Municipal Transit	FY21-First Aid Kits-Vans-**GRANT**	First Aid Kits for Transit Vans (GRANT)	OPS	2,148	2,148
							1,479,401	**1,479,401**
580	CDBG Grant	58080	CDBG Gratn	100133-FY21-San Jose Sen Ctr	Combine project from previously apporved funding	CAP	200,000	200,000
							200,000	**200,000**
600	LT - Promo	60000	LT-Promotional	FY21-City Events & Activities	Promotional Lodger's Tax Funds to promote all City Events and Activities on Social Media and other advertising platforms.	OPS	100,000	100,000
600	LT - Promo	60000	LT-Promotional	FY21-Carlsbad Area Art Association	Advertising	OPS	30,000	30,000
600	LT - Promo	60000	LT-Promotional	FY21-CCC-Age-friendly Council	Advertising	OPS	20,000	20,000
600	LT - Promo	60000	LT-Promotional	FY21-CARC-Oil & Gas Festival	Oil & Gas Festival at Washing Ranch	OPS	30,000	30,000
600	LT - Promo	60000	LT-Promotional	FY21-Creative Carlsbad Art Council	Advertising	OPS	49,700	49,700
600	LT - Promo	60000	LT-Promotional	FY21-Mainstreet	Advertising	OPS	80,000	80,000
600	LT - Promo	65000	LT-Promotional	FY21-Digital Sign-Sports Complex	Digital Sign for the front entrance of BFYSC. Includes digital sign and masonry work. Quote from AK Sales plus additional 5%.	CAP	110,250	110,250
600	LT - Promo	65000	LT-Promotional	FY21-Carlsbad Chamber-Marketing	Tourism and other marketing efforts	OPS	225,000	225,000
							644,950	**644,950**
650	LT-NP	65000	LT-Non Promotional	FY21-Cavern Theatre	Phase IV Improvements.	CAP	1,000,000	700,000
650	LT-NP	65000	LT-Non Promotional	FY21-McAdoo Art Collection	Purchase several items of art including 9 paintings, a sculpture, and a piece of furniture	CAP	150,000	150,000
650	LT-NP	65000	LT-Non Promotional	FY21-Carlsbad Chamber-Management	Management/PRV	OPS	327,900	327,900
650	LT-NP	65000	LT-Non Promotional	FY21-PRV Patio Renovation	Funds to repair and refurbish the waiting area/dock at the PRVCC. Quote in progress.	CAP	50,000	50,000
650	LT-NP	65000	LT-Non Promotional	FY21-PRV Dumpster Enclosures	Funds to add enclosures around the 3-yard dumpsters. Greer Construction quote plus additional 20%.	CAP	35,300	-
650	LT-NP	65000	LT-Non Promotional	FY21-PRV Building Maintenance	Annual City maintenance and repair of the PRVCC.	OPS	20,000	20,000

Fund	Fund Name	Org	Department Name	Project Name	Description	Project Type	Director Request	Admin Approved
650	LT-NP	65000	LT-Non Promotional	FY21-Holiday Décor	Yearly funds for holiday decorations and maintenance at HAP for Night of lights. 73,000 Existing Requesting 27,000 for other locations such as the Riverbend Group Shelters and the RRC. Continuation with Mr. Electric.	OPS	100,000	100,000
650	LT-NP	65000	LT-Non Promotional	FY21-Public Safety	Funds to cover security services at the Riverwalk Recreation Center and special events throughout the year.	OPS	100,000	100,000
650	LT-NP	65000	LT-Non Promotional	FY21-Firefighter Combat Challenge	Annual Firefighter Combat Challenge	OPS	27,500	27,500
650	LT-NP	65000	LT-Non Promotional	FY21-Fireworks-July 4th	Fireworks for the 4th of July beach celebration	OPS	65,000	65,000
							1,875,700	**1,540,400**
700	W&S	70000	Water	FY20-Upgrade Waterline (100115)	True-up project balance from FY20 increase/decrease	CAP	500,000	500,000
700	W&S	70000	Water	FY21-Water Meter Upgrade Ph 1	Upgrade water meters to radio read	CAP	2,000,000	1,000,000
700	W&S	70000	Water	FY21-Sandpoint Waterline	Replace/upgrade sandpoint landfill waterline	CAP	450,000	450,000
700	W&S	70000	Water	FY21-SCADA/Chlorine System Upgrade	Upgrade water system SCADA and Chlorine	CAP	300,000	300,000
700	W&S	70000	Water	FY21-PRV Rehab	Rehab/upgrade one PRV station	CAP	100,000	100,000
700	W&S	70000	Water	FY21-Water Well Rehab	Rehab One Sheep Draw Water Well	CAP	100,000	100,000
700	W&S	70000	Water	FY21-Eng-E Green St	Engineering work for East Greene St Waterlines	CAP	200,000	200,000
700	W&S	70000	Water	FY21-Hydro Excavation Truck	Truck for hydro excavating waterlines	CAP	300,000	300,000
700	W&S	70000	Water	FY21-Engineering-Misc.	Various Engineering Tasks	CAP	400,000	
700	W&S	70000	Water	FY21-New Service	New Service Meters	CAP	200,000	200,000
700	W&S	70001	Waste Water	FY21-Generators	Replace (2) generators	CAP	200,000	200,000
700	W&S	70001	Waste Water	FY21-Safety Rails	Install safety rail system at WWTP lift stations	CAP	50,000	
700	W&S	70001	Waste Water	FY21-Grit Pump Valves	Replace grit pump valves	CAP	150,000	
700	W&S	70001	Waste Water	FY21-Septic Station Rehab	Rehab septic dump station	CAP	45,000	
700	W&S	70001	Waste Water	FY21-Septage Scale	Scale to weigh septage haulers	CAP	120,000	
700	W&S	70001	Waste Water	FY21-Truck	Truck for Superintendent	CAP	35,000	
700	W&S	70002	Double Eagle	FY21-Wellfield Upgrade	Upgrade various wells in DE wellfield	CAP	100,000	100,000
700	W&S	70002	Double Eagle	FY21-Engineering-Misc.	Various engineering tasks	CAP	145,000	
700	W&S	70003	Collection System	FY21-North Sewer Upgrade	Upgrade north area sewer	CAP	5,000,000	3,400,000
700	W&S	70003	Collection System	FY21-Batann Lift Station Forcemain Upgrade	Lift station forcemain upgrade	CAP	500,000	500,000
700	W&S	70003	Collection System	FY21-Rose St Sewer	Upgrade Rose St sewer	CAP	400,000	400,000
700	W&S	70003	Collection System	FY21-Sewer Line Upgrade	Rehab/upgrade sewer lines	CAP	100,000	100,000
700	W&S	70003	Collection System	FY21-Engineering-Misc.	Various engineering tasks	CAP	200,000	200,000
700	W&S	70003	Collection System	FY21-Primary Lift Station Fence	Replace fence at Primary Lift Station	CAP	35,000	35,000
700	W&S	70003	Collection System	FY21-NPH Sewer Extension-**GRANT**	Legislative **GRANT**	CAP	500,000	500,000
700	W&S	70003	Collection System	FY21-Bataan Lift Station Rehab	Rehab Bataan Lift Station	CAP	1,000,000	1,000,000
700	W&S	70003	Collection System	FY21-Vac Truck for Collections	Vac Truck for Collections	CAP	500,000	
700	W&S	70003	Collection System	FY21-Old Cavern Sewer	Extend sewer down Old Cavern from Farris to Chapman	CAP	2,000,000	
700	W&S	70003	Collection System	FY21-Farmview Liftstation	Move/upgrade Farmview Liftstation	CAP	800,000	
700	W&S	70004	Lab Environmental Services	FY21-Lab Equipment	Acquisition of new lab equipment	CAP	5,000	5,000
							16,435,000	**9,590,000**
720	SWD	72030	Solid Waste Disposal	FY21-ARC Truck-2	Two (2) new ARC trucks	CAP	750,000	750,000
720	SWD	72030	Solid Waste Disposal	FY21-Grapple Truck-2	Two (2) new Grapple trucks	CAP	600,000	600,000
720	SWD	72030	Solid Waste Disposal	FY21-Roll Off Truck-1	One (1) new Roll Off truck	CAP	250,000	250,000
720	SWD	72030	Solid Waste Disposal	FY21-Tire Bales	Project to begin disposal of old tire bales	OPS	500,000	500,000
							2,100,000	**2,100,000**

Fund	Fund Name	Org	Department Name	Project Name	Description	Project Type	Director Request	Admin Approved
							33,203,243	**22,655,150**

CITY OF CARLSBAD

STREET IMPROVEMENTS

FISCAL YEAR 2020/2021 BUDGET

Includes Carry-over and New Spending

YEARLY STREET IMPROVEMENTS (Mill/Fill, Overlay or Chip Seal)	
STREET LOCATION	ESTIMATED COST
Caballo - Concho to East End	$ 169,063.11
Quay - Radio toCity Limits	$ 112,694.39
Oak St. - Church to Bombright	$ 82,047.63
Street Improvement Projects	$ 487,184.05
	$ -
	$ -
	$ -
	$ 850,989.18

NEIGHBORHOOD REHABILITATION PROGRAM (MICRO SEAL)	
STREET LOCATION	ESTIMATED COST
Country Club Area	$ 178,985.67
Center Street Area	$ 178,741.31
San Jose Area	$ 235,239.38
Sunnyview Area	$ 171,044.46
TOTAL	**$ 764,010.82**

LARGER STREET PROJECTS	
STREET LOCATION	ESTIMATED COST
Boyd-Hidalgo Intersection (Eng. Estimate 540K)	540,000.00
Boyd Drive: Radio to 285	1,250,000.00
Cherry Lane: Sandy Lane to Callaway (Eng. Estimate1.3M) $950,000.00 Serpto Funded City share	400,000.00
Kirtcher Street: San Jose to US 62/180 (Eng. Estimate 1.35M) $850,000.00 Capital Outlay (Funds Frozen by NMDOT)	-
Radio Blvd. Standpipe Rd. to City Limits (Eng. Estimate 1.63M) $500,000.00 Capital Outlay (Funds Frozem by NMDOT)	-
	-
TOTAL	**$ 2,190,000.00**

ENGINEERING/STREET SURVEY	
STREET/LOCATION	ESTIMATED COST
Old Cavern Hwy. Farris to City Limits	95,000.00
Primrose Extension - Deadend to Wood 100,000.00	
	-
	-
	-
TOTAL	-
	$ 95,000.00

	$ 3,900,000.00

The City of Carlsbad, NM

Interim Budget for FY21

Debt Service Schedule

City of Carlsbad, NM
Debt Service
as of: March 27, 2020

		Water & Sewer Debt						ALL OTHER DEBT				TOTAL DEBT
		NMFA Carlsbad 10 DE Waterline	NMFA Carlsbad 11 DE Extension	NMFA Carlsbad 14 Storage/Conv	NMFA Carlsbad 16 Conservation	NMFA CWSRF 010 Treatment Plant	**Total W&S**	NMFA Series 2019 Bonds	NMFA Carlsbad 13 ARC Trucks	NMFA Carlsbad 15 Sprts Cmplx	**Total All Other**	
	Original Amts											
	Principal	300,000	15,688,737	600,000	1,000,000	19,414,220	**37,002,957**	4,020,000	1,165,267	5,710,429	**10,895,696**	**47,898,653**
	Interest	7,902	3,533,097	16,003	25,434	4,331,980	**7,914,416**	256,174	96,317	1,125,629	**1,478,120**	**9,392,536**
	Total	$307,902	$19,221,834	$616,003	$1,025,434	$23,746,200	**$44,917,373**	$4,276,174	$1,261,584	$6,836,058	**$12,373,816**	**$57,291,189**
Years	FY	Payments Remaining - includes Principal & Interest						Payments Remaining - includes Principal & Interest				
1	2021	15,397	961,092	30,800	53,400	1,187,310	$2,247,999	422,833	126,092	475,736	$1,024,660	**$3,272,659**
2	2022	15,397	961,091	30,800	53,400	1,187,310	$2,247,999	428,805	125,976	475,736	$1,030,516	**$3,278,515**
3	2023	15,397	961,091	30,800	53,401	1,187,310	$2,247,998	424,554	125,857	475,736	$1,026,147	**$3,274,145**
4	2024	15,397	961,091	30,800	53,400	1,187,310	$2,247,999	425,225	125,739	475,735	$1,026,699	**$3,274,698**
5	2025	15,397	961,092	30,800	53,401	1,187,310	$2,248,000	425,761	125,617	475,736	$1,027,114	**$3,275,114**
6	2026	15,397	961,091	30,801	53,401	1,187,310	$2,248,000	421,121		475,735	$896,856	**$3,144,856**
7	2027	15,397	961,092	30,800	53,401	1,187,310	$2,248,000	426,401		475,736	$902,137	**$3,150,137**
8	2028	15,397	961,092	30,800	53,400	1,187,310	$2,247,999	426,358		475,736	$902,094	**$3,150,093**
9	2029	15,397	961,092	30,800	53,400	1,187,310	$2,247,999	425,880		475,735	$901,615	**$3,149,614**
10	2030	15,397	961,092	30,800	53,400	1,187,310	$2,248,000			475,735	$475,735	**$2,723,735**
11	2031		961,092	30,800	53,401	1,187,310	$2,232,602				$0	**$2,232,602**
12	2032		961,092	30,800	53,401	1,187,310	$2,232,603				$0	**$2,232,603**
13	2033		961,091	30,800	53,401	1,187,310	$2,232,602				$0	**$2,232,602**
14	2034		961,092	30,800	53,400	1,187,310	$2,232,602				$0	**$2,232,602**
15	2035		961,092	30,800	53,400	1,187,310	$2,232,602				$0	**$2,232,602**
16	2036		961,091			1,187,310	$2,148,401				$0	**$2,148,401**
17	2037		961,092			1,187,310	$2,148,402				$0	**$2,148,402**
18	2038					1,187,310	$1,187,310				$0	**$1,187,310**
		$153,969	**$16,338,558**	**$462,002**	**$801,006**	**$21,371,580**	**$39,127,115**	**$3,826,936**	**$629,281**	**$4,757,356**	**$9,213,573**	**$48,340,688**

The City of Carlsbad, NM

Interim Budget for FY21

Index

Fund	Fund Name	Object	Account Description	FY20 Projected Actuals	FY21	Increase (Decrease)	%
101	General Fund	30000	GRTR-Municipal GRT	37,570,020	22,499,000	(15,071,020)	-40%
101	General Fund	30010	GRTR-Muni Share	31,762,179	19,061,000	(12,701,179)	-40%
101	General Fund	30030	GRTR-Infrastructure	3,189,101	1,914,000	(1,275,101)	-40%
101	General Fund	30050	GRTR-Compensating	285,334	170,000	(115,334)	-40%
101	General Fund	30060	GRTR-Telecom	7,229	4,000	(3,229)	-45%
101	General Fund	30070	GRTR-Internet(HB6)	215,927	123,000	(92,927)	-43%
101	General Fund	30100	Tax-Property	3,584,734	2,371,000	(1,213,734)	-34%
101	General Fund	30300	Tax-Auto Lic General	25,541	18,000	(7,541)	-30%
101	General Fund	31000	Franchise-Cable TV	129,406	77,000	(52,406)	-40%
101	General Fund	31010	Franchise-Electric	556,788	341,000	(215,788)	-39%
101	General Fund	31020	Franchise-Gas	56,714	39,000	(17,714)	-31%
101	General Fund	31025	Franchise-Internet	1,515	1,000	(515)	-34%
101	General Fund	31030	Franchise-Telephone	57,356	39,000	(18,356)	-32%
101	General Fund	31040	Franchise-Water	30,000	21,000	(9,000)	-30%
101	General Fund	32000	License-Business	1,680	1,000	(680)	-40%
101	General Fund	32010	License-Dog	1,848	1,000	(848)	-46%
101	General Fund	32020	License-Liquor	16,125	11,000	(5,125)	-32%
101	General Fund	32100	Permits-Building	220,013	151,000	(69,013)	-31%
101	General Fund	32110	Permits-Cemetery Monuments	1,238	1,000	(238)	-19%
101	General Fund	32120	Permits-Electrical	76,656	53,000	(23,656)	-31%
101	General Fund	32130	Permits-Golf Carts	(27)	-	27	-100%
101	General Fund	32150	Permits-Plumbing/Mechanical	39,479	27,000	(12,479)	-32%
101	General Fund	32190	Permits-Misc	1,703	1,000	(703)	-41%
101	General Fund	33000	Fees-Business Reg	52,715	36,000	(16,715)	-32%
101	General Fund	33001	Fees-Cemetery Lots	72,114	49,000	(23,114)	-32%
101	General Fund	33002	Fees-Cemetery Op/Cl	68,078	47,000	(21,078)	-31%
101	General Fund	33005	Fees-Golf Green	315,380	215,000	(100,380)	-32%
101	General Fund	33007	Fees-Library	7,042	5,000	(2,042)	-29%
101	General Fund	33010	Fees-Notary	323	-	(323)	-100%
101	General Fund	33012	Fees-Rental	50,036	33,000	(17,036)	-34%
101	General Fund	33013	Fees-Rental Waterpark	12,135	8,000	(4,135)	-34%
101	General Fund	33014	Fees-Restitution	6,365	4,000	(2,365)	-37%
101	General Fund	33015	Fees-Senior Centers	8,032	6,000	(2,032)	-25%
101	General Fund	33016	Fees-Sub Division	4,745	3,000	(1,745)	-37%
101	General Fund	33022	Fees-Waterpark	101,406	70,000	(31,406)	-31%
101	General Fund	33023	Fees-Zoning	5,186	4,000	(1,186)	-23%
101	General Fund	33090	Fees-Misc	314,043	27,000	(287,043)	-91%
101	General Fund	34000	Services-Ambulance	48,212	28,000	(20,212)	-42%
101	General Fund	34045	Services-Lifeline Billing	465,987	303,000	(162,987)	-35%
101	General Fund	34300	Concessions-Waterpark	12,782	9,000	(3,782)	-30%
101	General Fund	34320	Concessions-Misc	2,460	2,000	(460)	-19%
101	General Fund	35100	Lease-Cave/Karst	54,000	37,000	(17,000)	-31%
101	General Fund	35900	Lease-Misc	11,007	7,000	(4,007)	-36%
101	General Fund	36000	Interest-CDs	82,187	56,000	(26,187)	-32%
101	General Fund	36040	Interest-Misc	88,783	51,000	(37,783)	-43%
101	General Fund	37000	County-Appropriation	375,000	-	(375,000)	-100%
101	General Fund	37005	County-DWI Grant	32,535	17,000	(15,535)	-48%

Fund	Fund Name	Object	Account Description	FY20 Projected Actuals	FY21	Increase (Decrease)	%
101	General Fund	37135	State-Legislative Grant	-	1,200,000	1,200,000	
101	General Fund	37140	State-Library Grant	14,106	80,000	65,894	467%
101	General Fund	37160	State-Operation Buckle Down	9,734	4,000	(5,734)	-59%
101	General Fund	37165	State-Operation DWI	37,970	19,000	(18,970)	-50%
101	General Fund	37170	State-STEP	20,267	9,000	(11,267)	-56%
101	General Fund	37199	State-Misc	75,000	51,000	(24,000)	-32%
101	General Fund	38001	Misc-Donations	440,816	-	(440,816)	-100%
101	General Fund	38004	Misc-Fixed Asset-Sale	92,596	-	(92,596)	-100%
101	General Fund	38007	Misc-Long/Short Cash	20	-	(20)	-100%
101	General Fund	38008	Misc-Oil & Gas	5	-	(5)	-100%
101	General Fund	38009	Misc-Printing & Copying	17,453	12,000	(5,453)	-31%
101	General Fund	38011	Misc-Recoveries-Misc	798	-	(798)	-100%
101	General Fund	38012	Misc-Reimbursements	39,545	-	(39,545)	-100%
101	General Fund	38090	Misc-All Other	43,074	26,000	(17,074)	-40%
101	General Fund	40000	Transfer-IN-Revenue	1,993,920	-	(1,993,920)	-100%
101	General Fund	45000	Transfer-TO-Expense	(19,477,119)	(6,294,000)	13,183,119	-68%
102	Payroll	38090	Misc-All Other	15,049	-	(15,049)	-100%
200	GRT Capital Outlay	30020	GRTR-Capital Outlay	5,679,270	3,360,000	(2,319,270)	-41%
200	GRT Capital Outlay	36040	Interest-Misc	436	-	(436)	-100%
200	GRT Capital Outlay	40000	Transfer-IN-Revenue	4,500,000	-	(4,500,000)	-100%
200	GRT Capital Outlay	45000	Transfer-TO-Expense	(14,169,803)	(2,650,000)	11,519,803	-81%
201	Capital Projects	36040	Interest-Misc	10,230	7,000	(3,230)	-32%
201	Capital Projects	37135	State-Legislative Grant	-	202,851	202,851	
201	Capital Projects	38004	Misc-Fixed Asset-Sale	135,000	-	(135,000)	-100%
201	Capital Projects	40000	Transfer-IN-Revenue	2,250,000	100	(2,249,900)	-100%
201	Capital Projects	45000	Transfer-TO-Expense	(7,500,000)	-	7,500,000	-100%
202	Airport Improvements	35010	Lease-AP Boutique Air	2,100	1,000	(1,100)	-52%
202	Airport Improvements	35020	Lease-AP Celtech Corp	2,087	1,000	(1,087)	-52%
202	Airport Improvements	35022	Lease-AP Danforth	1,200	1,000	(200)	-17%
202	Airport Improvements	35030	Lease-AP Fed Express	1,284	1,000	(284)	-22%
202	Airport Improvements	35040	Lease-AP Chandler	5,028	3,000	(2,028)	-40%
202	Airport Improvements	35050	Lease-AP Air Methods	2,220	1,000	(1,220)	-55%
202	Airport Improvements	35900	Lease-Misc	77,532	53,000	(24,532)	-32%
202	Airport Improvements	37145	State-NM Aviation Grant	-	803,625	803,625	
202	Airport Improvements	37150	State-NMDOT	25,044	210,734	185,690	741%
202	Airport Improvements	37200	Federal-FAA Airport	364,742	254,788	(109,954)	-30%
202	Airport Improvements	37290	Federal-Misc	-	69,000	69,000	
202	Airport Improvements	40000	Transfer-IN-Revenue	1,275,000	294,000	(981,000)	-77%
220	Landfill-Reserve	36000	Interest-CDs	50,823	35,000	(15,823)	-31%
220	Landfill-Reserve	36040	Interest-Misc	10,423	7,000	(3,423)	-33%
220	Landfill-Reserve	37010	County-Landfill	166,500	114,000	(52,500)	-32%
220	Landfill-Reserve	40000	Transfer-IN-Revenue	-	222,000	222,000	
230	Landfill-Closure	40000	Transfer-IN-Revenue	166,500	-	(166,500)	-100%
240	Landfill-Construction	40000	Transfer-IN-Revenue	300,000	400,000	100,000	33%
300	Sports Complex	30030	GRTR-Infrastructure	3,070,167	1,873,000	(1,197,167)	-39%
300	Sports Complex	34310	Concessions-Sports Complex	10,622	7,000	(3,622)	-34%
300	Sports Complex	36040	Interest-Misc	6,399	4,000	(2,399)	-37%

Fund	Fund Name	Object	Account Description	FY20 Projected Actuals	FY21	Increase (Decrease)	%
300	Sports Complex	38090	Misc-All Other	21,436	15,000	(6,436)	-30%
300	Sports Complex	40000	Transfer-IN-Revenue	44,145	-	(44,145)	-100%
300	Sports Complex	45000	Transfer-TO-Expense	(356,802)	(3,000,000)	(2,643,198)	741%
320	Streets Improvement	30200	Tax-Gasoline 7-1-6.9	523,244	316,000	(207,244)	-40%
320	Streets Improvement	30210	Tax-Gasoline 7-1-6.27	326,393	195,000	(131,393)	-40%
320	Streets Improvement	30310	Tax-Auto Lic Street	88,832	61,000	(27,832)	-31%
320	Streets Improvement	36040	Interest-Misc	1,967	1,000	(967)	-49%
320	Streets Improvement	37135	State-Legislative Grant	-	500,000	500,000	
320	Streets Improvement	38001	Misc-Donations	45,000	-	(45,000)	-100%
320	Streets Improvement	40000	Transfer-IN-Revenue	-	750,000	750,000	
350	Local Government Correction	33004	Fees-Court Fines	584,381	401,000	(183,381)	-31%
350	Local Government Correction	33009	Fees-Local Correction	148,317	102,000	(46,317)	-31%
400	Disaster Preparedness	40000	Transfer-IN-Revenue	1,650,000	-	(1,650,000)	-100%
401	Insurance	38012	Misc-Reimbursements	1,810	-	(1,810)	-100%
401	Insurance	38090	Misc-All Other	102,621	70,000	(32,621)	-32%
401	Insurance	40000	Transfer-IN-Revenue	2,437,500	1,670,000	(767,500)	-31%
402	Workers' Compensation	36000	Interest-CDs	23,078	16,000	(7,078)	-31%
402	Workers' Compensation	38012	Misc-Reimbursements	9	-	(9)	-100%
402	Workers' Compensation	40000	Transfer-IN-Revenue	-	600,000	600,000	
420	Health Insurance	36000	Interest-CDs	8,778	6,000	(2,778)	-32%
420	Health Insurance	36030	Interest-Investments	2,513	-	(2,513)	-100%
420	Health Insurance	36040	Interest-Misc	1,308	1,000	(308)	-24%
420	Health Insurance	38006	Misc-Health Insurance-Employee	1,569,178	1,625,000	55,822	4%
420	Health Insurance	38010	Misc-Health Insurance-City	4,707,594	4,875,000	167,406	4%
420	Health Insurance	38012	Misc-Reimbursements	226,946	-	(226,946)	-100%
420	Health Insurance	45000	Transfer-TO-Expense	(2,591,729)	-	2,591,729	-100%
500	Fire Protection	37125	State-Fire Allotment Grant	659,039	363,848	(295,191)	-45%
500	Fire Protection	45000	Transfer-TO-Expense	(130,572)	-	130,572	-100%
501	Emergency Medical Services	37115	State-EMS Grant	30,000	20,000	(10,000)	-33%
520	Law Enforcement Protection	37130	State-Law Enforcement Protecti	103,500	72,000	(31,500)	-30%
550	Beautification	37105	State-Beautification Grant	19,225	33,000	13,775	72%
570	Municipal Transit	33017	Fees-Transit	53,102	36,000	(17,102)	-32%
570	Municipal Transit	33018	Fees-Transit Contract	13,682	9,000	(4,682)	-34%
570	Municipal Transit	37220	Federal-Transit Admin 5311	133,816	327,000	193,184	144%
570	Municipal Transit	37230	Federal-Transit Op 5311	163,252	432,000	268,748	165%
570	Municipal Transit	37235	Federal-Transit Cap 5311	-	1,184,000	1,184,000	
570	Municipal Transit	40000	Transfer-IN-Revenue	1,040,142	650,000	(390,142)	-38%
570	Municipal Transit	45000	Transfer-TO-Expense	(40,500)	-	40,500	-100%
580	CDBG Grant	37290	Federal-Misc	-	500,000	500,000	
580	CDBG Grant	40000	Transfer-IN-Revenue	150,000	200,000	50,000	33%
600	LT-Promotional	30400	LT-Promotional	1,452,959	939,000	(513,959)	-35%
600	LT-Promotional	30401	LT-Promotional Penalty	60	-	(60)	-100%
650	LT-Non Promotional	30402	LT-Non Promotional	2,179,439	1,408,000	(771,439)	-35%
650	LT-Non Promotional	30403	LT-Non Promotional Penalty	90	-	(90)	-100%
700	Water & Sewer	33006	Fees-Late	182,024	208,000	25,976	14%
700	Water & Sewer	33008	Lien Interest	892	1,000	108	12%
700	Water & Sewer	33011	Fees-NSF	1,320	2,000	680	52%

Fund	Fund Name	Object	Account Description	FY20 Projected Actuals	FY21	Increase (Decrease)	%
700	Water & Sewer	33019	W&S Connect	300	-	(300)	-100%
700	Water & Sewer	33020	W&S Reconnect	103,742	119,000	15,258	15%
700	Water & Sewer	33021	W&S Tap	343,309	394,000	50,691	15%
700	Water & Sewer	33090	Fees-Misc	23,955	27,000	3,045	13%
700	Water & Sewer	34200	Services-Septage	1,992,655	2,052,000	59,345	3%
700	Water & Sewer	34210	Services-Effluent	585,375	669,000	83,625	14%
700	Water & Sewer	34220	Services-City Water	4,563,185	5,216,000	652,815	14%
700	Water & Sewer	34230	Services-La Huerta Water	637,383	728,000	90,617	14%
700	Water & Sewer	34240	Services-Double Eagle	931,532	500,000	(431,532)	-46%
700	Water & Sewer	34250	Services-Sewer	4,249,690	4,856,000	606,310	14%
700	Water & Sewer	34260	Services-W&S Analysis	45,300	42,000	(3,300)	-7%
700	Water & Sewer	36000	Interest-CDs	19,699	23,000	3,301	17%
700	Water & Sewer	36040	Interest-Misc	66,370	66,000	(370)	-1%
700	Water & Sewer	38004	Misc-Fixed Asset-Sale	5,797	-	(5,797)	-100%
700	Water & Sewer	38007	Misc-Long/Short Cash	(100)	-	100	-100%
700	Water & Sewer	38090	Misc-All Other	22,977	16,000	(6,977)	-30%
700	Water & Sewer	40000	Transfer-IN-Revenue	11,573,798	2,650,000	(8,923,798)	-77%
700	Water & Sewer	45000	Transfer-TO-Expense	(10,043,511)	(470,000)	9,573,511	-95%
720	Solid Waste Disposal	30040	GRTR-Environmental	1,594,526	957,000	(637,526)	-40%
720	Solid Waste Disposal	34100	Services-SWD	5,894,653	6,736,000	841,347	14%
720	Solid Waste Disposal	36040	Interest-Misc	177	-	(177)	-100%
720	Solid Waste Disposal	38013	Misc-Scrap Sales	11,880	-	(11,880)	-100%
720	Solid Waste Disposal	40000	Transfer-IN-Revenue	164,724	-	(164,724)	-100%
720	Solid Waste Disposal	45000	Transfer-TO-Expense	(1,747,500)	(722,000)	1,025,500	-59%
750	Special Museum	33003	Fees-Classes	539	1,000	461	85%
750	Special Museum	38090	Misc-All Other	6,527	7,000	473	7%
800	Bonds-W&S	40000	Transfer-IN-Revenue	23,305,799	-	(23,305,799)	-100%
802	Bonds-GRT Capital Outlay	40000	Transfer-IN-Revenue	744,803	-	(744,803)	-100%
820	NMFA-Governmental	36040	Interest-Misc	4,872	3,000	(1,872)	-38%
820	NMFA-Governmental	40000	Transfer-IN-Revenue	711,993	3,450,000	2,738,007	385%
850	NMFA-Water & Sewer	36040	Interest-Misc	8,520	6,000	(2,520)	-30%
850	NMFA-Water & Sewer	40000	Transfer-IN-Revenue	2,615,213	2,250,000	(365,213)	-14%
870	NMFA-Solid Waste Disposal	36040	Interest-Misc	1,938	1,000	(938)	-48%
870	NMFA-Solid Waste Disposal	40000	Transfer-IN-Revenue	1,134,000	-	(1,134,000)	-100%
900	Permanent W&S	36000	Interest-CDs	27,269	19,000	(8,269)	-30%
900	Permanent W&S	36030	Interest-Investments	115,848	79,000	(36,848)	-32%
900	Permanent W&S	36100	Investments-Gain/Loss	76,011	52,000	(24,011)	-32%
950	WIPP Accel Impact	38012	Misc-Reimbursements	136,519	-	(136,519)	-100%
950	WIPP Accel Impact	45000	Transfer-TO-Expense	-	(100)	(100)	
				125,294,900	92,638,846	(32,656,054)	-26%

Org	Org Name	Object	Account Description	FY20 Budget	FY21	Increase (Decrease)	%
10110	Mayor & Council	50000	Labor-Elected Officials	-	48,000	48,000	
10110	Mayor & Council	55000	Labor-Allowances	-	42,750	42,750	
10110	Mayor & Council	58100	Associated-FICA	-	6,952	6,952	
10111	Executive & Legislative	50500	Labor-Regular	1,393,416	1,104,701	(288,715)	-21%
10111	Executive & Legislative	51000	Labor-OT	-	1,007	1,007	
10111	Executive & Legislative	52000	Labor-Vaction	-	56,077	56,077	
10111	Executive & Legislative	54000	Labor-Other	52,407	2,500	(49,907)	-95%
10111	Executive & Legislative	55000	Labor-Allowances	-	39,750	39,750	
10111	Executive & Legislative	58000	Associated-Health Insr	197,867	178,083	(19,784)	-10%
10111	Executive & Legislative	58100	Associated-FICA	106,596	79,719	(26,877)	-25%
10111	Executive & Legislative	58200	Associated-PERA	101,130	107,871	6,741	7%
10111	Executive & Legislative	58300	Associated-RHCA	23,826	22,020	(1,806)	-8%
10111	Executive & Legislative	58900	Associated-Other	120	110	(10)	-8%
10112	Judicial	50500	Labor-Regular	417,823	402,274	(15,549)	-4%
10112	Judicial	54000	Labor-Other	22,268	1,625	(20,643)	-93%
10112	Judicial	55000	Labor-Allowances	-	5,100	5,100	
10112	Judicial	58000	Associated-Health Insr	97,558	118,936	21,378	22%
10112	Judicial	58100	Associated-FICA	31,963	29,059	(2,904)	-9%
10112	Judicial	58200	Associated-PERA	34,473	35,504	1,031	3%
10112	Judicial	58300	Associated-RHCA	8,122	7,249	(873)	-11%
10112	Judicial	58900	Associated-Other	90	90	-	0%
10113	City Clerk	50500	Labor-Regular	-	202,524	202,524	
10113	City Clerk	54000	Labor-Other	-	750	750	
10113	City Clerk	55000	Labor-Allowances	-	2,850	2,850	
10113	City Clerk	58000	Associated-Health Insr	-	61,913	61,913	
10113	City Clerk	58100	Associated-FICA	-	14,256	14,256	
10113	City Clerk	58200	Associated-PERA	-	19,848	19,848	
10113	City Clerk	58300	Associated-RHCA	-	4,052	4,052	
10113	City Clerk	58900	Associated-Other	-	30	30	
10114	Human Resources	50500	Labor-Regular	238,791	212,986	(25,805)	-11%
10114	Human Resources	52000	Labor-Vaction	-	15,695	15,695	
10114	Human Resources	54000	Labor-Other	5,678	500	(5,178)	-91%
10114	Human Resources	55000	Labor-Allowances	-	2,850	2,850	
10114	Human Resources	58000	Associated-Health Insr	18,685	21,456	2,771	15%
10114	Human Resources	58100	Associated-FICA	18,267	17,680	(587)	-3%
10114	Human Resources	58200	Associated-PERA	17,430	18,446	1,016	6%
10114	Human Resources	58300	Associated-RHCA	4,106	3,765	(341)	-8%
10114	Human Resources	58900	Associated-Other	30	30	-	0%
10115	Finance-Admin	50500	Labor-Regular	1,109,285	707,133	(402,152)	-36%
10115	Finance-Admin	51000	Labor-OT	-	1,782	1,782	

Org	Org Name	Object	Account Description	FY20 Budget	FY21	Increase (Decrease)	%
10115	Finance-Admin	52000	Labor-Vaction	-	7,469	7,469	
10115	Finance-Admin	54000	Labor-Other	61,004	2,500	(58,504)	-96%
10115	Finance-Admin	55000	Labor-Allowances	-	7,950	7,950	
10115	Finance-Admin	58000	Associated-Health Insr	235,212	157,877	(77,335)	-33%
10115	Finance-Admin	58100	Associated-FICA	84,860	51,518	(33,342)	-39%
10115	Finance-Admin	58200	Associated-PERA	101,022	68,899	(32,123)	-32%
10115	Finance-Admin	58300	Associated-RHCA	23,801	14,065	(9,736)	-41%
10115	Finance-Admin	58900	Associated-Other	190	110	(80)	-42%
10116	Finance-Cashiers	50500	Labor-Regular	-	275,029	275,029	
10116	Finance-Cashiers	51000	Labor-OT	-	6,110	6,110	
10116	Finance-Cashiers	54000	Labor-Other	-	1,375	1,375	
10116	Finance-Cashiers	58000	Associated-Health Insr	-	53,856	53,856	
10116	Finance-Cashiers	58100	Associated-FICA	-	21,700	21,700	
10116	Finance-Cashiers	58200	Associated-PERA	-	28,366	28,366	
10116	Finance-Cashiers	58300	Associated-RHCA	-	5,791	5,791	
10116	Finance-Cashiers	58900	Associated-Other	-	60	60	
10117	Information Technology	50500	Labor-Regular	385,066	364,551	(20,515)	-5%
10117	Information Technology	54000	Labor-Other	18,517	1,250	(17,267)	-93%
10117	Information Technology	55000	Labor-Allowances	-	9,450	9,450	
10117	Information Technology	58000	Associated-Health Insr	78,932	81,836	2,904	4%
10117	Information Technology	58100	Associated-FICA	29,458	24,710	(4,748)	-16%
10117	Information Technology	58200	Associated-PERA	34,932	33,278	(1,654)	-5%
10117	Information Technology	58300	Associated-RHCA	8,230	6,794	(1,436)	-17%
10117	Information Technology	58900	Associated-Other	50	50	-	0%
10120	PD - Admin	50500	Labor-Regular	9,204,645	509,757	(8,694,888)	-94%
10120	PD - Admin	51000	Labor-OT	-	20,788	20,788	
10120	PD - Admin	54000	Labor-Other	399,523	1,500	(398,023)	-100%
10120	PD - Admin	55000	Labor-Allowances	-	15,900	15,900	
10120	PD - Admin	58000	Associated-Health Insr	1,853,148	110,113	(1,743,035)	-94%
10120	PD - Admin	58100	Associated-FICA	704,155	40,271	(663,884)	-94%
10120	PD - Admin	58200	Associated-PERA	1,221,447	71,834	(1,149,613)	-94%
10120	PD - Admin	58300	Associated-RHCA	193,532	11,250	(182,282)	-94%
10120	PD - Admin	58900	Associated-Other	1,280	80	(1,200)	-94%
10121	PD - Patrol	50500	Labor-Regular	-	3,639,746	3,639,746	
10121	PD - Patrol	51000	Labor-OT	-	775,974	775,974	
10121	PD - Patrol	54000	Labor-Other	-	11,500	11,500	
10121	PD - Patrol	55000	Labor-Allowances	-	25,000	25,000	
10121	PD - Patrol	58000	Associated-Health Insr	-	871,934	871,934	
10121	PD - Patrol	58100	Associated-FICA	-	322,295	322,295	
10121	PD - Patrol	58200	Associated-PERA	-	697,031	697,031	

Org	Org Name	Object	Account Description	FY20 Budget	FY21	Increase (Decrease)	%
10121	PD - Patrol	58300	Associated-RHCA	-	91,014	91,014	
10121	PD - Patrol	58900	Associated-Other	-	490	490	
10122	PD - Detective/Criminal Invest	50500	Labor-Regular	-	866,970	866,970	
10122	PD - Detective/Criminal Invest	51000	Labor-OT	-	174,691	174,691	
10122	PD - Detective/Criminal Invest	54000	Labor-Other	-	2,750	2,750	
10122	PD - Detective/Criminal Invest	55000	Labor-Allowances	-	4,000	4,000	
10122	PD - Detective/Criminal Invest	58000	Associated-Health Insr	-	148,205	148,205	
10122	PD - Detective/Criminal Invest	58100	Associated-FICA	-	76,562	76,562	
10122	PD - Detective/Criminal Invest	58200	Associated-PERA	-	160,958	160,958	
10122	PD - Detective/Criminal Invest	58300	Associated-RHCA	-	21,409	21,409	
10122	PD - Detective/Criminal Invest	58900	Associated-Other	-	110	110	
10123	PD - Community Services	50500	Labor-Regular	-	695,578	695,578	
10123	PD - Community Services	51000	Labor-OT	-	108,434	108,434	
10123	PD - Community Services	54000	Labor-Other	-	2,500	2,500	
10123	PD - Community Services	55000	Labor-Allowances	-	11,300	11,300	
10123	PD - Community Services	58000	Associated-Health Insr	-	208,645	208,645	
10123	PD - Community Services	58100	Associated-FICA	-	57,589	57,589	
10123	PD - Community Services	58200	Associated-PERA	-	122,365	122,365	
10123	PD - Community Services	58300	Associated-RHCA	-	16,814	16,814	
10123	PD - Community Services	58900	Associated-Other	-	100	100	
10124	PD - Animal Control	50500	Labor-Regular	-	142,044	142,044	
10124	PD - Animal Control	51000	Labor-OT	-	14,752	14,752	
10124	PD - Animal Control	54000	Labor-Other	-	250	250	
10124	PD - Animal Control	55000	Labor-Allowances	-	650	650	
10124	PD - Animal Control	58000	Associated-Health Insr	-	53,166	53,166	
10124	PD - Animal Control	58100	Associated-FICA	-	10,787	10,787	
10124	PD - Animal Control	58200	Associated-PERA	-	13,923	13,923	
10124	PD - Animal Control	58300	Associated-RHCA	-	2,841	2,841	
10124	PD - Animal Control	58900	Associated-Other	-	30	30	
10125	PD - Communications	50500	Labor-Regular	-	1,010,636	1,010,636	
10125	PD - Communications	51000	Labor-OT	-	116,613	116,613	
10125	PD - Communications	54000	Labor-Other	-	4,250	4,250	
10125	PD - Communications	55000	Labor-Allowances	-	1,950	1,950	
10125	PD - Communications	58000	Associated-Health Insr	-	148,736	148,736	
10125	PD - Communications	58100	Associated-FICA	-	81,472	81,472	
10125	PD - Communications	58200	Associated-PERA	-	99,054	99,054	
10125	PD - Communications	58300	Associated-RHCA	-	20,223	20,223	
10125	PD - Communications	58900	Associated-Other	-	180	180	
10126	PD - Traffic	50500	Labor-Regular	-	232,316	232,316	
10126	PD - Traffic	51000	Labor-OT	-	54,953	54,953	

Org	Org Name	Object	Account Description	FY20 Budget	FY21	Increase (Decrease)	%
10126	PD - Traffic	54000	Labor-Other	-	750	750	
10126	PD - Traffic	55000	Labor-Allowances	-	1,950	1,950	
10126	PD - Traffic	58000	Associated-Health Insr	-	84,618	84,618	
10126	PD - Traffic	58100	Associated-FICA	-	20,202	20,202	
10126	PD - Traffic	58200	Associated-PERA	-	44,490	44,490	
10126	PD - Traffic	58300	Associated-RHCA	-	5,810	5,810	
10126	PD - Traffic	58900	Associated-Other	-	30	30	
10127	PD - Professional Standards	50500	Labor-Regular	-	171,435	171,435	
10127	PD - Professional Standards	51000	Labor-OT	-	28,855	28,855	
10127	PD - Professional Standards	54000	Labor-Other	-	500	500	
10127	PD - Professional Standards	55000	Labor-Allowances	-	650	650	
10127	PD - Professional Standards	58000	Associated-Health Insr	-	33,642	33,642	
10127	PD - Professional Standards	58100	Associated-FICA	-	14,630	14,630	
10127	PD - Professional Standards	58200	Associated-PERA	-	32,830	32,830	
10127	PD - Professional Standards	58300	Associated-RHCA	-	4,287	4,287	
10127	PD - Professional Standards	58900	Associated-Other	-	20	20	
10128	PD - Records	50500	Labor-Regular	-	291,286	291,286	
10128	PD - Records	51000	Labor-OT	-	5,043	5,043	
10128	PD - Records	54000	Labor-Other	-	1,500	1,500	
10128	PD - Records	55000	Labor-Allowances	-	25	25	
10128	PD - Records	58000	Associated-Health Insr	-	102,886	102,886	
10128	PD - Records	58100	Associated-FICA	-	20,952	20,952	
10128	PD - Records	58200	Associated-PERA	-	28,548	28,548	
10128	PD - Records	58300	Associated-RHCA	-	5,828	5,828	
10128	PD - Records	58900	Associated-Other	-	60	60	
10130	Fire - Admin	50500	Labor-Regular	6,091,672	745,356	(5,346,316)	-88%
10130	Fire - Admin	51000	Labor-OT	-	8,239	8,239	
10130	Fire - Admin	52000	Labor-Vaction	-	23,965	23,965	
10130	Fire - Admin	54000	Labor-Other	351,259	2,000	(349,259)	-99%
10130	Fire - Admin	55000	Labor-Allowances	-	13,030	13,030	
10130	Fire - Admin	58000	Associated-Health Insr	1,292,916	219,078	(1,073,838)	-83%
10130	Fire - Admin	58100	Associated-FICA	466,013	56,225	(409,788)	-88%
10130	Fire - Admin	58200	Associated-PERA	1,107,125	142,902	(964,223)	-87%
10130	Fire - Admin	58300	Associated-RHCA	144,446	17,798	(126,648)	-88%
10130	Fire - Admin	58900	Associated-Other	720	90	(630)	-88%
10133	Fire - Suppression	50500	Labor-Regular	-	4,541,772	4,541,772	
10133	Fire - Suppression	51000	Labor-OT	-	1,283,021	1,283,021	
10133	Fire - Suppression	54000	Labor-Other	-	14,750	14,750	
10133	Fire - Suppression	55000	Labor-Allowances	-	35,750	35,750	
10133	Fire - Suppression	58000	Associated-Health Insr	-	1,264,628	1,264,628	

Org	Org Name	Object	Account Description	FY20 Budget	FY21	Increase (Decrease)	%
10133	Fire - Suppression	58100	Associated-FICA	-	374,965	374,965	
10133	Fire - Suppression	58200	Associated-PERA	-	994,675	994,675	
10133	Fire - Suppression	58300	Associated-RHCA	-	113,573	113,573	
10133	Fire - Suppression	58900	Associated-Other	-	600	600	
10134	Fire - PFA	50500	Labor-Regular	-	203,363	203,363	
10134	Fire - PFA	51000	Labor-OT	-	672	672	
10134	Fire - PFA	54000	Labor-Other	-	750	750	
10134	Fire - PFA	55000	Labor-Allowances	-	4,910	4,910	
10134	Fire - PFA	58000	Associated-Health Insr	-	41,038	41,038	
10134	Fire - PFA	58100	Associated-FICA	-	14,944	14,944	
10134	Fire - PFA	58200	Associated-PERA	-	19,931	19,931	
10134	Fire - PFA	58300	Associated-RHCA	-	4,068	4,068	
10134	Fire - PFA	58900	Associated-Other	-	30	30	
10140	Community Development	50500	Labor-Regular	297,801	292,569	(5,232)	-2%
10140	Community Development	54000	Labor-Other	-	750	750	
10140	Community Development	55000	Labor-Allowances	-	15,150	15,150	
10140	Community Development	58000	Associated-Health Insr	1,094	13,479	12,385	1132%
10140	Community Development	58100	Associated-FICA	22,782	23,234	452	2%
10140	Community Development	58200	Associated-PERA	26,752	28,673	1,921	7%
10140	Community Development	58300	Associated-RHCA	10,505	5,853	(4,652)	-44%
10140	Community Development	58900	Associated-Other	30	30	-	0%
10141	Library	50500	Labor-Regular	497,779	487,649	(10,130)	-2%
10141	Library	54000	Labor-Other	23,562	1,750	(21,812)	-93%
10141	Library	55000	Labor-Allowances	-	3,090	3,090	
10141	Library	58000	Associated-Health Insr	100,407	134,496	34,089	34%
10141	Library	58100	Associated-FICA	38,080	35,868	(2,212)	-6%
10141	Library	58200	Associated-PERA	36,817	39,839	3,022	8%
10141	Library	58300	Associated-RHCA	8,674	8,132	(542)	-6%
10141	Library	58900	Associated-Other	150	150	-	0%
10142	Museum	50500	Labor-Regular	193,745	188,652	(5,093)	-3%
10142	Museum	54000	Labor-Other	7,604	875	(6,729)	-88%
10142	Museum	55000	Labor-Allowances	-	750	750	
10142	Museum	58000	Associated-Health Insr	24,909	28,565	3,656	15%
10142	Museum	58100	Associated-FICA	14,822	13,894	(928)	-6%
10142	Museum	58200	Associated-PERA	18,109	18,490	381	2%
10142	Museum	58300	Associated-RHCA	4,266	3,775	(491)	-12%
10142	Museum	58900	Associated-Other	40	40	-	0%
10144	Airport	50500	Labor-Regular	283,502	243,070	(40,432)	-14%
10144	Airport	51000	Labor-OT	-	22,608	22,608	
10144	Airport	54000	Labor-Other	6,619	1,000	(5,619)	-85%

Org	Org Name	Object	Account Description	FY20 Budget	FY21	Increase (Decrease)	%
10144	Airport	55000	Labor-Allowances	-	4,650	4,650	
10144	Airport	58000	Associated-Health Insr	46,645	25,650	(20,995)	-45%
10144	Airport	58100	Associated-FICA	21,688	20,118	(1,570)	-7%
10144	Airport	58200	Associated-PERA	23,776	23,822	46	0%
10144	Airport	58300	Associated-RHCA	5,602	4,864	(738)	-13%
10144	Airport	58900	Associated-Other	40	40	-	0%
10145	Riverwalk Recreation	50500	Labor-Regular	363,179	365,208	2,029	1%
10145	Riverwalk Recreation	54000	Labor-Other	6,447	1,250	(5,197)	-81%
10145	Riverwalk Recreation	55000	Labor-Allowances	-	750	750	
10145	Riverwalk Recreation	58000	Associated-Health Insr	44,194	42,059	(2,135)	-5%
10145	Riverwalk Recreation	58100	Associated-FICA	27,783	27,181	(602)	-2%
10145	Riverwalk Recreation	58200	Associated-PERA	24,261	25,471	1,210	5%
10145	Riverwalk Recreation	58300	Associated-RHCA	5,716	5,201	(515)	-9%
10145	Riverwalk Recreation	58900	Associated-Other	180	180	-	0%
10146	Golf	50500	Labor-Regular	390,401	386,795	(3,606)	-1%
10146	Golf	51000	Labor-OT	-	10,840	10,840	
10146	Golf	54000	Labor-Other	8,987	1,750	(7,237)	-81%
10146	Golf	55000	Labor-Allowances	-	8,550	8,550	
10146	Golf	58000	Associated-Health Insr	93,121	54,518	(38,603)	-41%
10146	Golf	58100	Associated-FICA	29,866	30,121	255	1%
10146	Golf	58200	Associated-PERA	32,776	35,666	2,890	9%
10146	Golf	58300	Associated-RHCA	7,722	7,282	(440)	-6%
10146	Golf	58900	Associated-Other	100	100	-	0%
10147	Water Park	50500	Labor-Regular	263,916	255,592	(8,324)	-3%
10147	Water Park	51000	Labor-OT	-	40,986	40,986	
10147	Water Park	55000	Labor-Allowances	-	750	750	
10147	Water Park	58100	Associated-FICA	20,190	19,638	(552)	-3%
10147	Water Park	58900	Associated-Other	290	290	-	0%
10148	Sr. Rec - San Jose	50500	Labor-Regular	167,383	191,861	24,478	15%
10148	Sr. Rec - San Jose	54000	Labor-Other	6,619	625	(5,994)	-91%
10148	Sr. Rec - San Jose	55000	Labor-Allowances	-	750	750	
10148	Sr. Rec - San Jose	58000	Associated-Health Insr	21,736	24,946	3,210	15%
10148	Sr. Rec - San Jose	58100	Associated-FICA	12,805	15,730	2,925	23%
10148	Sr. Rec - San Jose	58200	Associated-PERA	12,276	15,045	2,769	23%
10148	Sr. Rec - San Jose	58300	Associated-RHCA	4,820	3,072	(1,748)	-36%
10148	Sr. Rec - San Jose	58900	Associated-Other	50	50	-	0%
10149	Sr. Rec - N. Mesa	50500	Labor-Regular	149,480	152,247	2,767	2%
10149	Sr. Rec - N. Mesa	54000	Labor-Other	3,310	625	(2,685)	-81%
10149	Sr. Rec - N. Mesa	55000	Labor-Allowances	-	750	750	
10149	Sr. Rec - N. Mesa	58000	Associated-Health Insr	11,151	12,818	1,667	15%

Org	Org Name	Object	Account Description	FY20 Budget	FY21	Increase (Decrease)	%
10149	Sr. Rec - N. Mesa	58100	Associated-FICA	11,435	11,420	(15)	0%
10149	Sr. Rec - N. Mesa	58200	Associated-PERA	10,742	11,342	600	6%
10149	Sr. Rec - N. Mesa	58300	Associated-RHCA	4,218	2,315	(1,903)	-45%
10149	Sr. Rec - N. Mesa	58900	Associated-Other	40	40	-	0%
10151	Facility Maintenance	50500	Labor-Regular	756,851	703,373	(53,478)	-7%
10151	Facility Maintenance	51000	Labor-OT	-	18,524	18,524	
10151	Facility Maintenance	54000	Labor-Other	33,842	3,750	(30,092)	-89%
10151	Facility Maintenance	55000	Labor-Allowances	-	24,150	24,150	
10151	Facility Maintenance	58000	Associated-Health Insr	215,201	171,806	(43,395)	-20%
10151	Facility Maintenance	58100	Associated-FICA	57,899	53,381	(4,518)	-8%
10151	Facility Maintenance	58200	Associated-PERA	65,989	68,544	2,555	4%
10151	Facility Maintenance	58300	Associated-RHCA	15,547	13,996	(1,551)	-10%
10151	Facility Maintenance	58900	Associated-Other	150	150	-	0%
10152	Streets	50500	Labor-Regular	1,163,043	1,101,218	(61,825)	-5%
10152	Streets	54000	Labor-Other	54,624	4,500	(50,124)	-92%
10152	Streets	55000	Labor-Allowances	-	34,850	34,850	
10152	Streets	58000	Associated-Health Insr	269,284	270,343	1,059	0%
10152	Streets	58100	Associated-FICA	88,973	81,299	(7,674)	-9%
10152	Streets	58200	Associated-PERA	105,454	107,928	2,474	2%
10152	Streets	58300	Associated-RHCA	24,845	22,032	(2,813)	-11%
10152	Streets	58900	Associated-Other	180	180	-	0%
10153	Parks	50500	Labor-Regular	728,990	728,026	(964)	0%
10153	Parks	51000	Labor-OT	-	3,138	3,138	
10153	Parks	54000	Labor-Other	43,553	3,250	(40,303)	-93%
10153	Parks	55000	Labor-Allowances	-	15,800	15,800	
10153	Parks	58000	Associated-Health Insr	170,561	221,836	51,275	30%
10153	Parks	58100	Associated-FICA	55,756	52,563	(3,193)	-6%
10153	Parks	58200	Associated-PERA	65,224	70,005	4,781	7%
10153	Parks	58300	Associated-RHCA	15,234	14,294	(940)	-6%
10153	Parks	58900	Associated-Other	140	150	10	7%
10154	Community Service	50500	Labor-Regular	303,880	294,280	(9,600)	-3%
10154	Community Service	54000	Labor-Other	17,103	1,500	(15,603)	-91%
10154	Community Service	55000	Labor-Allowances	-	7,800	7,800	
10154	Community Service	58000	Associated-Health Insr	79,116	75,011	(4,105)	-5%
10154	Community Service	58100	Associated-FICA	23,247	21,297	(1,950)	-8%
10154	Community Service	58200	Associated-PERA	27,602	28,841	1,239	4%
10154	Community Service	58300	Associated-RHCA	6,503	5,889	(614)	-9%
10154	Community Service	58900	Associated-Other	60	60	-	0%
10155	Garage	50500	Labor-Regular	975,626	921,652	(53,974)	-6%
10155	Garage	51000	Labor-OT	-	7,815	7,815	

Org	Org Name	Object	Account Description	FY20 Budget	FY21	Increase (Decrease)	%
10155	Garage	54000	Labor-Other	52,749	4,000	(48,749)	-92%
10155	Garage	55000	Labor-Allowances	-	24,410	24,410	
10155	Garage	58000	Associated-Health Insr	253,537	280,051	26,514	10%
10155	Garage	58100	Associated-FICA	74,635	66,695	(7,940)	-11%
10155	Garage	58200	Associated-PERA	87,745	90,330	2,585	3%
10155	Garage	58300	Associated-RHCA	20,673	18,444	(2,229)	-11%
10155	Garage	58900	Associated-Other	160	160	-	0%
10156	Electrical	50500	Labor-Regular	641,793	637,648	(4,145)	-1%
10156	Electrical	51000	Labor-OT	-	6,901	6,901	
10156	Electrical	54000	Labor-Other	24,451	2,000	(22,451)	-92%
10156	Electrical	58000	Associated-Health Insr	104,048	87,871	(16,177)	-16%
10156	Electrical	58100	Associated-FICA	49,138	47,211	(1,927)	-4%
10156	Electrical	58200	Associated-PERA	59,368	62,493	3,125	5%
10156	Electrical	58300	Associated-RHCA	13,987	12,757	(1,230)	-9%
10156	Electrical	58900	Associated-Other	80	80	-	0%
10157	Construction	50500	Labor-Regular	766,246	735,057	(31,189)	-4%
10157	Construction	54000	Labor-Other	61,228	3,000	(58,228)	-95%
10157	Construction	55000	Labor-Allowances	-	24,960	24,960	
10157	Construction	58000	Associated-Health Insr	223,648	247,679	24,031	11%
10157	Construction	58100	Associated-FICA	58,618	53,724	(4,894)	-8%
10157	Construction	58200	Associated-PERA	69,176	72,042	2,866	4%
10157	Construction	58300	Associated-RHCA	16,298	14,706	(1,592)	-10%
10157	Construction	58900	Associated-Other	120	120	-	0%
10158	Engineering Services	50500	Labor-Regular	810,653	673,153	(137,500)	-17%
10158	Engineering Services	54000	Labor-Other	26,441	2,250	(24,191)	-91%
10158	Engineering Services	55000	Labor-Allowances	-	13,200	13,200	
10158	Engineering Services	58000	Associated-Health Insr	153,352	147,515	(5,837)	-4%
10158	Engineering Services	58100	Associated-FICA	62,015	48,968	(13,047)	-21%
10158	Engineering Services	58200	Associated-PERA	73,260	65,566	(7,694)	-11%
10158	Engineering Services	58300	Associated-RHCA	17,260	13,384	(3,876)	-22%
10158	Engineering Services	58900	Associated-Other	100	90	(10)	-10%
10160	Planning & Regulation	50500	Labor-Regular	594,780	658,564	63,784	11%
10160	Planning & Regulation	54000	Labor-Other	29,148	2,500	(26,648)	-91%
10160	Planning & Regulation	55000	Labor-Allowances	-	10,950	10,950	
10160	Planning & Regulation	58000	Associated-Health Insr	108,684	119,969	11,285	10%
10160	Planning & Regulation	58100	Associated-FICA	45,513	49,098	3,585	8%
10160	Planning & Regulation	58200	Associated-PERA	54,423	64,544	10,121	19%
10160	Planning & Regulation	58300	Associated-RHCA	12,955	13,177	222	2%
10160	Planning & Regulation	58900	Associated-Other	100	90	(10)	-10%
30000	Sports Complex	50500	Labor-Regular	513,608	502,466	(11,142)	-2%

Org	Org Name	Object	Account Description	FY20 Budget	FY21	Increase (Decrease)	%
30000	Sports Complex	51000	Labor-OT	-	13,597	13,597	
30000	Sports Complex	54000	Labor-Other	29,430	1,750	(27,680)	-94%
30000	Sports Complex	55000	Labor-Allowances	-	8,000	8,000	
30000	Sports Complex	58000	Associated-Health Insr	90,007	75,384	(14,623)	-16%
30000	Sports Complex	58100	Associated-FICA	39,291	38,667	(624)	-2%
30000	Sports Complex	58200	Associated-PERA	23,877	31,095	7,218	30%
30000	Sports Complex	58300	Associated-RHCA	5,625	6,349	724	13%
30000	Sports Complex	58900	Associated-Other	130	130	-	0%
57070	Municipal Transit	50500	Labor-Regular	770,490	770,237	(253)	0%
57070	Municipal Transit	51000	Labor-OT	-	13,654	13,654	
57070	Municipal Transit	54000	Labor-Other	43,428	3,500	(39,928)	-92%
57070	Municipal Transit	55000	Labor-Allowances	-	2,830	2,830	
57070	Municipal Transit	58000	Associated-Health Insr	173,092	177,724	4,632	3%
57070	Municipal Transit	58100	Associated-FICA	58,942	61,672	2,730	5%
57070	Municipal Transit	58200	Associated-PERA	59,743	63,808	4,065	7%
57070	Municipal Transit	58300	Associated-RHCA	14,075	13,031	(1,044)	-7%
57070	Municipal Transit	58900	Associated-Other	260	260	-	0%
70000	Water	50500	Labor-Regular	1,756,064	1,608,328	(147,736)	-8%
70000	Water	51000	Labor-OT	-	181,002	181,002	
70000	Water	54000	Labor-Other	87,604	6,500	(81,104)	-93%
70000	Water	55000	Labor-Allowances	-	41,582	41,582	
70000	Water	58000	Associated-Health Insr	311,870	420,912	109,042	35%
70000	Water	58100	Associated-FICA	134,339	136,777	2,438	2%
70000	Water	58200	Associated-PERA	144,224	161,454	17,230	12%
70000	Water	58300	Associated-RHCA	33,980	30,298	(3,682)	-11%
70000	Water	58900	Associated-Other	250	260	10	4%
70001	Waste Water	50500	Labor-Regular	650,531	632,886	(17,645)	-3%
70001	Waste Water	51000	Labor-OT	-	15,849	15,849	
70001	Waste Water	54000	Labor-Other	45,478	2,500	(42,978)	-95%
70001	Waste Water	55000	Labor-Allowances	-	11,150	11,150	
70001	Waste Water	58000	Associated-Health Insr	148,369	140,664	(7,705)	-5%
70001	Waste Water	58100	Associated-FICA	49,766	47,515	(2,251)	-5%
70001	Waste Water	58200	Associated-PERA	58,226	62,026	3,800	7%
70001	Waste Water	58300	Associated-RHCA	13,718	12,661	(1,057)	-8%
70001	Waste Water	58900	Associated-Other	100	100	-	0%
70002	Double Eagle	50500	Labor-Regular	552,478	496,866	(55,612)	-10%
70002	Double Eagle	51000	Labor-OT	-	67,776	67,776	
70002	Double Eagle	54000	Labor-Other	41,228	2,000	(39,228)	-95%
70002	Double Eagle	55000	Labor-Allowances	-	9,850	9,850	
70002	Double Eagle	58000	Associated-Health Insr	134,160	167,938	33,778	25%

Org	Org Name	Object	Account Description	FY20 Budget	FY21	Increase (Decrease)	%
70002	Double Eagle	58100	Associated-FICA	42,265	40,459	(1,806)	-4%
70002	Double Eagle	58200	Associated-PERA	43,952	47,902	3,950	9%
70002	Double Eagle	58300	Associated-RHCA	10,355	9,779	(576)	-6%
70002	Double Eagle	58900	Associated-Other	80	80	-	0%
70003	Collection System	50500	Labor-Regular	457,686	404,834	(52,852)	-12%
70003	Collection System	51000	Labor-OT	-	51,006	51,006	
70003	Collection System	54000	Labor-Other	20,670	1,500	(19,170)	-93%
70003	Collection System	55000	Labor-Allowances	-	8,000	8,000	
70003	Collection System	58000	Associated-Health Insr	96,143	94,507	(1,636)	-2%
70003	Collection System	58100	Associated-FICA	35,013	33,732	(1,281)	-4%
70003	Collection System	58200	Associated-PERA	37,171	39,675	2,504	7%
70003	Collection System	58300	Associated-RHCA	8,758	8,100	(658)	-8%
70003	Collection System	58900	Associated-Other	70	70	-	0%
70004	Lab Environmental Services	50500	Labor-Regular	243,394	240,511	(2,883)	-1%
70004	Lab Environmental Services	51000	Labor-OT	-	4,127	4,127	
70004	Lab Environmental Services	54000	Labor-Other	20,885	750	(20,135)	-96%
70004	Lab Environmental Services	55000	Labor-Allowances	-	3,350	3,350	
70004	Lab Environmental Services	58000	Associated-Health Insr	67,669	77,567	9,898	15%
70004	Lab Environmental Services	58100	Associated-FICA	18,620	17,264	(1,356)	-7%
70004	Lab Environmental Services	58200	Associated-PERA	22,054	23,571	1,517	7%
70004	Lab Environmental Services	58300	Associated-RHCA	5,196	4,811	(385)	-7%
70004	Lab Environmental Services	58900	Associated-Other	30	30	-	0%
72030	Solid Waste Disposal	50500	Labor-Regular	1,561,421	1,451,140	(110,281)	-7%
72030	Solid Waste Disposal	51000	Labor-OT	-	66,524	66,524	
72030	Solid Waste Disposal	52100	Labor-Holiday	-	38,904	38,904	
72030	Solid Waste Disposal	54000	Labor-Other	109,816	6,500	(103,316)	-94%
72030	Solid Waste Disposal	55000	Labor-Allowances	-	30,300	30,300	
72030	Solid Waste Disposal	58000	Associated-Health Insr	439,484	427,566	(11,918)	-3%
72030	Solid Waste Disposal	58100	Associated-FICA	119,449	109,383	(10,066)	-8%
72030	Solid Waste Disposal	58200	Associated-PERA	133,132	141,937	8,805	7%
72030	Solid Waste Disposal	58300	Associated-RHCA	31,366	28,978	(2,388)	-8%
72030	Solid Waste Disposal	58900	Associated-Other	260	260	-	0%
				50,884,260.75	50,207,892.00	(676,368.75)	-1%

								Assoicated Payroll Costs				
Count	Org	Org Name	Position	Annual Base	Overtime	Other	Total Direct	PTO Buy	Taxes	Health Insurance	PERA	Total Cost
1	10110	Mayor & Council	ELECTED MAYOR	9,600	-	7,950	17,550	-	1,344	-	-	18,894
2	10110	Mayor & Council	ELECTED COUNCILOR	4,800	-	4,350	9,150	-	701	-	-	9,851
3	10110	Mayor & Council	ELECTED COUNCILOR	4,800	-	4,350	9,150	-	701	-	-	9,851
4	10110	Mayor & Council	ELECTED COUNCILOR	4,800	-	4,350	9,150	-	701	-	-	9,851
5	10110	Mayor & Council	ELECTED COUNCILOR	4,800	-	4,350	9,150	-	701	-	-	9,851
6	10110	Mayor & Council	ELECTED COUNCILOR	4,800	-	4,350	9,150	-	701	-	-	9,851
7	10110	Mayor & Council	ELECTED COUNCILOR	4,800	-	4,350	9,150	-	701	-	-	9,851
8	10110	Mayor & Council	ELECTED COUNCILOR	4,800	-	4,350	9,150	-	701	-	-	9,851
9	10110	Mayor & Council	ELECTED COUNCILOR	4,800	-	4,350	9,150	-	701	-	-	9,851
				48,000	-	42,750	90,750	-	6,952	-	-	97,702
1	10111	Executive & Legislative	CITY ADMINISTRATOR	186,060	-	8,200	194,260	-	11,311	12,751	21,956	240,278
2	10111	Executive & Legislative	DEPUTY CITY ADMINISTRATOR	147,338	-	8,200	155,538	-	10,801	547	17,387	184,273
3	10111	Executive & Legislative	DEPUTY CITY ADMINISTRATOR	145,331	-	8,200	153,531	-	10,637	28,404	17,150	209,722
4	10111	Executive & Legislative	CITY ATTORNEY	146,715	-	3,100	149,815	56,077	11,480	12,671	17,313	247,356
5	10111	Executive & Legislative	DEPUTY CITY ATTORNEY	108,618	-	1,000	109,618	-	8,073	12,487	12,818	142,996
6	10111	Executive & Legislative	SAFETY MANAGER	87,132	-	1,000	88,132	-	6,276	21,169	10,282	125,859
7	10111	Executive & Legislative	PUBLIC INFORMATION OFFICER	72,301	-	8,200	80,501	-	5,887	12,487	8,533	107,408
8	10111	Executive & Legislative	ASST TO CITY ADMINISTRATOR	73,112	-	1,000	74,112	-	4,918	28,206	8,629	115,865
9	10111	Executive & Legislative	EXECUTIVE ASSISTANT	69,805	1,007	3,100	73,912	-	5,167	21,169	8,238	108,486
10	10111	Executive & Legislative	EXECUTIVE ASSISTANT	64,272	-	250	64,522	-	4,469	28,192	7,585	104,768
11	10111	Executive & Legislative	BPA STUDENT	4,017	-	-	4,017	-	810	-	-	4,827
				1,104,701	1,007	42,250	1,147,958	56,077	79,829	178,083	129,891	1,591,838
1	10112	Judicial	COURT ADMINISTRATOR	67,684	-	1,000	68,684	-	5,227	345	7,987	82,243
2	10112	Judicial	ASSISTANT COURT ADMINISTRATOR	53,248	-	125	53,373	-	3,426	28,206	6,284	91,289
3	10112	Judicial	COURT CLERK	50,420	-	250	50,670	-	3,380	28,192	5,951	88,193
4	10112	Judicial	COURT CLERK	48,506	-	250	48,756	-	3,218	21,169	5,725	78,868
5	10112	Judicial	COURT CLERK	47,466	-	250	47,716	-	3,360	12,473	5,602	69,151
6	10112	Judicial	COURT CLERK	47,466	-	250	47,716	-	3,512	359	5,602	57,189
7	10112	Judicial	COURT CLERK	47,466	-	250	47,716	-	3,184	28,192	5,602	84,694
8	10112	Judicial	ELECTED MUNICIPAL JUDGE	36,001	-	4,350	40,351	-	3,032	-	-	43,383
9	10112	Judicial	BPA STUDENT	4,017	-	-	4,017	-	810	-	-	4,827
				402,274	-	6,725	408,999	-	29,149	118,936	42,753	599,837
1	10113	City Clerk	CITY CLERK	79,449	-	3,100	82,549	-	5,652	28,271	9,375	125,847
2	10113	City Clerk	DEPUTY CITY CLERK	67,455	-	250	67,705	-	4,889	12,473	7,961	93,028
3	10113	City Clerk	COMPLIANCE CLERK	55,620	-	250	55,870	-	3,745	21,169	6,564	87,348
				202,524	-	3,600	206,124	-	14,286	61,913	23,900	306,223
1	10114	Human Resources	DIRECTOR HUMAN RESOURCES	130,576	-	3,100	133,676	15,695	11,437	21,097	15,409	197,314
2	10114	Human Resources	EXECUTIVE SECRETARY	57,637	-	250	57,887	-	4,367	359	6,802	69,415
3	10114	Human Resources	SECRETARY PT	24,773	-	-	24,773	-	1,906	-	-	26,679
				212,986	-	3,350	216,336	15,695	17,710	21,456	22,211	293,408
1	10115	Finance-Admin	DIRECTOR OF FINANCE	129,493	-	8,200	137,693	-	10,001	21,335	15,281	184,310

								Assoicated Payroll Costs				
Count	Org	Org Name	Position	Annual Base	Overtime	Other	Total Direct	PTO Buy	Taxes	Health Insurance	PERA	Total Cost
2	10115	Finance-Admin	ASSISTANT TREASURER	94,869	-	250	95,119	7,469	7,550	12,487	11,196	133,821
3	10115	Finance-Admin	GRANTS ADMINISTRATOR	84,303	-	250	84,553	-	5,843	28,206	9,949	128,551
4	10115	Finance-Admin	PURCHASING MANAGER	74,319	-	250	74,569	-	4,902	21,169	8,282	108,922
5	10115	Finance-Admin	ACCOUNTANT	73,986	-	250	74,236	-	5,053	28,206	8,731	116,226
6	10115	Finance-Admin	PURCHASING ASSISTANT	55,724	-	250	55,974	-	4,012	12,473	6,576	79,035
7	10115	Finance-Admin	EXECUTIVE SECRETARY	54,517	-	250	54,767	-	4,134	359	6,434	65,694
8	10115	Finance-Admin	ACCOUNT CLERK 3	49,380	891	250	50,521	-	3,368	21,169	5,828	80,886
9	10115	Finance-Admin	ACCOUNT CLERK 3	49,380	891	250	50,521	-	3,575	12,473	5,828	72,397
10	10115	Finance-Admin	RECEPTIONIST PT	20,768	-	125	20,893	-	1,609	-	2,452	24,954
11	10115	Finance-Admin	RECEPTIONIST PT	20,394	-	125	20,519	-	1,581	-	2,407	24,507
				707,133	1,782	10,450	719,365	7,469	51,628	157,877	82,964	1,019,303
1	10116	Finance-Cashiers	ACCOUNT SUPERVISOR	72,925	-	250	73,175	-	4,311	28,206	7,661	113,353
2	10116	Finance-Cashiers	ACCOUNT CLERK 3	49,380	-	250	49,630	-	3,808	12,473	5,828	71,739
3	10116	Finance-Cashiers	ACCOUNT CLERK 1	44,824	2,102	250	47,176	-	3,612	345	5,290	56,423
4	10116	Finance-Cashiers	ACCOUNT CLERK 1	42,744	2,004	250	44,998	-	3,408	359	5,044	53,809
5	10116	Finance-Cashiers	ACCOUNT CLERK 1	42,744	2,004	250	44,998	-	3,172	12,473	5,044	65,687
6	10116	Finance-Cashiers	ACCOUNT CLERK 1 PT	22,412	-	125	22,537	-	3,449	-	5,290	31,276
				275,029	6,110	1,375	282,514	-	21,760	53,856	34,157	392,287
1	10117	Information Technology	DIRECTOR OF INFORMATION TECH	112,953	-	8,200	121,153	-	8,593	28,339	13,330	171,415
2	10117	Information Technology	IT SYSTEM ANALYST	78,624	-	1,000	79,624	-	4,352	28,192	7,703	119,871
3	10117	Information Technology	IT TECH 3	69,431	-	250	69,681	-	4,125	12,473	6,819	93,098
4	10117	Information Technology	IT TECH 2	55,703	-	1,000	56,703	-	4,281	359	6,574	67,917
5	10117	Information Technology	IT TECH 1	47,840	-	250	48,090	-	3,409	12,473	5,646	69,618
				364,551	-	10,700	375,251	-	24,760	81,836	40,072	521,919
1	10120	PD - Admin	DIRECTOR - POLICE CHIEF	134,809	-	7,450	142,259	-	10,254	28,382	29,187	210,082
2	10120	PD - Admin	ASSISTANT POLICE CHIEF	107,578	-	8,200	115,778	-	8,230	28,206	23,292	175,506
3	10120	PD - Admin	SUPPORT COMMANDER	86,528	9,984	1,000	97,512	-	6,936	28,192	10,211	142,851
4	10120	PD - Admin	EXECUTIVE SECRETARY	57,221	4,952	250	62,423	-	4,440	12,487	6,753	86,103
5	10120	PD - Admin	ADMINISTRATIVE COORDINATOR	59,967	1,038	250	61,255	-	4,371	12,487	7,077	85,190
6	10120	PD - Admin	EXECUTIVE SECRETARY	55,620	4,814	250	60,684	-	4,500	359	6,564	72,107
7	10120	PD - Admin	BPA STUDENT	4,017	-	-	4,017	-	810	-	-	4,827
8	10120	PD - Admin	BPA STUDENT	4,017	-	-	4,017	-	810	-	-	4,827
				509,757	20,788	17,400	547,945	-	40,351	110,113	83,084	781,493
1	10121	PD - Patrol	CAPTAIN	103,168	-	8,200	111,368	-	7,860	28,206	22,337	169,771
2	10121	PD - Patrol	SERGEANT	89,170	21,093	900	111,163	-	7,841	28,206	19,307	166,517
3	10121	PD - Patrol	CAPTAIN	102,836	-	8,200	111,036	-	7,869	28,206	22,264	169,375
4	10121	PD - Patrol	SERGEANT	87,984	20,812	900	109,696	-	8,066	12,473	19,050	149,285
5	10121	PD - Patrol	SERGEANT	84,532	19,995	900	105,427	-	7,440	28,206	18,302	159,375
6	10121	PD - Patrol	SERGEANT	83,408	19,730	250	103,388	-	7,263	28,206	18,059	156,916
7	10121	PD - Patrol	SERGEANT	82,805	19,587	900	103,292	-	7,243	28,206	17,929	156,670
8	10121	PD - Patrol	SERGEANT	83,076	19,651	250	102,977	-	7,586	12,473	17,986	141,022
9	10121	PD - Patrol	LIEUTENANT	92,352	9,591	900	102,843	-	7,850	359	19,995	131,047

								Assoicated Payroll Costs				
Count	Org	Org Name	Position	Annual Base	Overtime	Other	Total Direct	PTO Buy	Taxes	Health Insurance	PERA	Total Cost
10	10121	PD - Patrol	LIEUTENANT	90,647	9,414	900	100,961	-	7,098	28,206	19,626	155,891
11	10121	PD - Patrol	SERGEANT	80,496	19,041	900	100,437	-	7,038	28,192	17,428	153,095
12	10121	PD - Patrol	CORPORAL	80,060	18,938	900	99,898	-	7,352	12,473	17,334	137,057
13	10121	PD - Patrol	LIEUTENANT	90,252	9,373	250	99,875	-	6,939	28,206	19,540	154,560
14	10121	PD - Patrol	CORPORAL	79,082	18,706	250	98,038	-	7,511	345	17,123	123,017
15	10121	PD - Patrol	CORPORAL	77,148	18,249	250	95,647	-	6,598	28,206	16,703	147,154
16	10121	PD - Patrol	CORPORAL	76,440	18,081	900	95,421	-	7,030	12,473	16,550	131,474
17	10121	PD - Patrol	CORPORAL	76,856	18,180	250	95,286	-	6,999	12,473	16,640	131,398
18	10121	PD - Patrol	CORPORAL	76,440	18,081	250	94,771	-	6,979	12,473	16,550	130,773
19	10121	PD - Patrol	CORPORAL	76,045	17,988	250	94,283	-	6,567	28,206	16,465	145,521
20	10121	PD - Patrol	CORPORAL	75,629	17,890	250	93,769	-	7,184	21,169	16,375	138,497
21	10121	PD - Patrol	CORPORAL	75,088	17,762	900	93,750	-	7,183	28,206	16,258	145,397
22	10121	PD - Patrol	CORPORAL	74,797	17,693	900	93,390	-	6,853	12,473	16,194	128,910
23	10121	PD - Patrol	CORPORAL	75,192	17,786	250	93,228	-	6,506	28,192	16,280	144,206
24	10121	PD - Patrol	CORPORAL	74,090	17,526	250	91,866	-	6,534	21,169	16,042	135,611
25	10121	PD - Patrol	CORPORAL	73,944	17,491	250	91,685	-	6,997	345	16,010	115,037
26	10121	PD - Patrol	PATROLMAN 2 SENIOR	73,300	17,339	900	91,539	-	6,731	12,487	15,870	126,627
27	10121	PD - Patrol	CORPORAL	72,842	17,230	250	90,322	-	6,875	359	15,772	113,328
28	10121	PD - Patrol	CORPORAL	72,696	17,196	250	90,142	-	6,352	21,169	15,740	133,403
29	10121	PD - Patrol	CORPORAL	72,696	17,196	250	90,142	-	6,907	12,473	15,740	125,262
30	10121	PD - Patrol	CORPORAL	72,156	17,068	250	89,474	-	6,219	28,206	15,622	139,521
31	10121	PD - Patrol	CORPORAL	72,010	17,034	250	89,294	-	6,364	21,169	15,591	132,418
32	10121	PD - Patrol	PATROLMAN 2 SENIOR	71,636	16,945	250	88,831	-	6,150	28,192	15,510	138,683
33	10121	PD - Patrol	PATROLMAN 2 SENIOR	71,615	16,940	250	88,805	-	6,503	12,473	15,506	123,287
34	10121	PD - Patrol	CORPORAL	70,908	16,773	250	87,931	-	6,101	28,206	15,352	137,590
35	10121	PD - Patrol	PATROLMAN 2 SENIOR	70,388	16,650	250	87,288	-	6,387	12,473	15,240	121,388
36	10121	PD - Patrol	PATROLMAN 2 SENIOR	67,476	15,961	250	83,687	-	5,776	28,192	14,609	132,264
37	10121	PD - Patrol	PATROLMAN 2 SENIOR	67,476	15,961	250	83,687	-	6,076	12,473	14,609	116,845
38	10121	PD - Patrol	PATROLMAN 2 SENIOR	67,476	15,961	250	83,687	-	6,132	12,473	14,609	116,901
39	10121	PD - Patrol	PATROLMAN 2 SENIOR	66,228	15,666	900	82,794	-	6,064	12,473	14,339	115,670
40	10121	PD - Patrol	PATROLMAN 2 CERTIFIED	59,592	14,096	900	74,588	-	5,717	28,206	12,902	121,413
41	10121	PD - Patrol	PATROLMAN 2 CERTIFIED	59,592	14,096	250	73,938	-	5,386	12,473	12,902	104,699
42	10121	PD - Patrol	PATROLMAN 2 CERTIFIED	59,592	14,096	250	73,938	-	5,659	345	12,902	92,844
43	10121	PD - Patrol	PATROLMAN 2 CERTIFIED	59,592	14,096	250	73,938	-	5,385	12,487	12,902	104,712
44	10121	PD - Patrol	PATROLMAN 2 CERTIFIED	59,592	14,096	250	73,938	-	5,639	345	12,902	92,824
45	10121	PD - Patrol	PATROLMAN 2 CERTIFIED	59,592	14,096	250	73,938	-	5,163	28,192	12,902	120,195
46	10121	PD - Patrol	PATROLMAN 2 CERTIFIED	59,592	14,096	-	73,688	-	4,982	28,206	12,902	119,778
47	10121	PD - Patrol	PATROLMAN 2 CERTIFIED	59,592	14,096	-	73,688	-	5,620	345	12,902	92,555
48	10121	PD - Patrol	PATROLMAN 2 CERTIFIED	59,592	14,096	-	73,688	-	5,170	21,169	12,902	112,929
49	10121	PD - Patrol	PATROLMAN 1 UNCERTIFIED	52,978	12,532	250	65,760	-	5,041	-	11,471	82,272
				3,639,746	775,974	36,500	4,452,220	-	322,785	871,934	788,045	6,434,984
1	10122	PD - Detective/Criminal Invest	LIEUTENANT	96,616	10,033	1,000	107,649	-	7,549	28,206	20,918	164,322
2	10122	PD - Detective/Criminal Invest	SERGEANT	83,741	19,808	900	104,449	-	7,973	359	18,131	130,912
3	10122	PD - Detective/Criminal Invest	DETECTIVE	82,368	19,484	250	102,102	-	7,813	359	17,834	128,108
4	10122	PD - Detective/Criminal Invest	DETECTIVE	81,308	19,233	250	100,791	-	7,243	21,169	17,604	146,807

								Assoicated Payroll Costs				
Count	Org	Org Name	Position	Annual Base	Overtime	Other	Total Direct	PTO Buy	Taxes	Health Insurance	PERA	Total Cost
5	10122	PD - Detective/Criminal Invest	DETECTIVE	79,685	18,849	250	98,784	-	6,912	28,192	17,253	151,141
6	10122	PD - Detective/Criminal Invest	DETECTIVE	79,124	18,716	250	98,090	-	6,803	28,192	17,132	150,217
7	10122	PD - Detective/Criminal Invest	DETECTIVE	77,668	18,372	900	96,940	-	7,418	359	16,816	121,533
8	10122	PD - Detective/Criminal Invest	DETECTIVE	77,668	18,372	250	96,290	-	7,369	345	16,816	120,820
9	10122	PD - Detective/Criminal Invest	DETECTIVE	76,420	18,077	900	95,397	-	6,645	28,192	16,546	146,780
10	10122	PD - Detective/Criminal Invest	EVIDENCE TECHNICIAN	78,125	8,113	900	87,138	-	6,349	12,487	16,915	122,889
11	10122	PD - Detective/Criminal Invest	EVIDENCE CLERK	54,247	5,634	900	60,781	-	4,598	345	6,402	72,126
				866,970	174,691	6,750	1,048,411	-	76,672	148,205	182,367	1,455,655
1	10123	PD - Community Services	SERGEANT	87,922	20,797	900	109,619	-	7,760	28,206	19,037	164,622
2	10123	PD - Community Services	CAPTAIN	98,592	-	8,200	106,792	-	7,525	28,192	21,346	163,855
3	10123	PD - Community Services	CORPORAL	82,285	19,464	900	102,649	-	7,855	359	17,816	128,679
4	10123	PD - Community Services	LIEUTENANT	90,730	9,422	1,000	101,152	-	7,004	28,206	19,644	156,006
5	10123	PD - Community Services	CORPORAL	74,943	17,727	900	93,570	-	6,665	21,169	16,226	137,630
6	10123	PD - Community Services	CORPORAL	72,988	17,265	900	91,153	-	6,703	12,473	15,803	126,132
7	10123	PD - Community Services	CORPORAL	72,156	17,068	250	89,474	-	6,199	28,192	15,622	139,487
8	10123	PD - Community Services	COMMUNITY SERVICE OFFICER	39,500	2,279	250	42,029	-	2,704	21,169	4,661	70,563
9	10123	PD - Community Services	COMMUNITY SERVICE OFFICER	38,668	2,231	250	41,149	-	2,486	28,206	4,564	76,405
10	10123	PD - Community Services	COMMUNITY SERVICE OFFICER	37,794	2,181	250	40,225	-	2,788	12,473	4,460	59,946
				695,578	108,434	13,800	817,812	-	57,689	208,645	139,179	1,223,325
1	10124	PD - Animal Control	ANIMAL CONTROL SUPERVISOR	61,756	6,414	900	69,070	-	4,933	12,473	7,288	93,764
2	10124	PD - Animal Control	ANIMAL CONTROL OFFICER 1	40,144	4,169	-	44,313	-	2,764	28,206	4,738	80,021
3	10124	PD - Animal Control	ANIMAL CONTROL OFFICER 1	40,144	4,169	-	44,313	-	3,120	12,487	4,738	64,658
				142,044	14,752	900	157,696	-	10,817	53,166	16,764	238,443
1	10125	PD - Communications	TELECOMMUNICATOR SUPERVISOR	69,348	8,002	900	78,250	-	5,997	28,206	8,184	120,637
2	10125	PD - Communications	TELECOMMUNICATOR SUPERVISOR	69,348	8,002	900	78,250	-	5,997	28,206	8,184	120,637
3	10125	PD - Communications	TELECOMMUNICATOR SUPERVISOR	67,954	7,840	900	76,694	-	5,153	12,473	8,020	102,340
4	10125	PD - Communications	TELECOMMUNICATOR SENIOR	64,668	7,462	250	72,380	-	5,068	345	7,632	85,425
5	10125	PD - Communications	TELECOMMUNICATOR SENIOR	61,464	7,092	250	68,806	-	4,654	12,487	7,254	93,201
6	10125	PD - Communications	TELECOMMUNICATOR SENIOR	61,464	7,092	250	68,806	-	4,856	359	7,254	81,275
7	10125	PD - Communications	TELECOMMUNICATOR SENIOR	59,967	6,919	250	67,136	-	4,481	12,473	7,077	91,167
8	10125	PD - Communications	TELECOMMUNICATOR SENIOR	59,967	6,919	250	67,136	-	4,510	12,473	7,077	91,196
9	10125	PD - Communications	TELECOMMUNICATOR SENIOR	58,823	6,788	250	65,861	-	4,680	345	6,942	77,828
10	10125	PD - Communications	TELECOMMUNICATOR SENIOR	57,575	6,643	250	64,468	-	4,301	12,473	6,795	88,037
11	10125	PD - Communications	TELECOMMUNICATOR 2	51,813	5,979	250	58,042	-	4,393	345	6,115	68,895
12	10125	PD - Communications	TELECOMMUNICATOR 2	51,813	5,979	250	58,042	-	3,814	28,206	6,115	96,177
13	10125	PD - Communications	TELECOMMUNICATOR 1	46,072	5,316	250	51,638	-	3,961	345	5,438	61,382
14	10125	PD - Communications	TELECOMMUNICATOR 1	46,072	5,316	250	51,638	-	3,961	-	5,438	61,037
15	10125	PD - Communications	TELECOMMUNICATOR 1	46,072	5,316	250	51,638	-	3,961	-	5,438	61,037
16	10125	PD - Communications	TELECOMMUNICATOR 1	46,072	5,316	250	51,638	-	3,961	-	5,438	61,037
17	10125	PD - Communications	TELECOMMUNICATOR 1	46,072	5,316	250	51,638	-	3,961	-	5,438	61,037
18	10125	PD - Communications	TELECOMMUNICATOR 1	46,072	5,316	-	51,388	-	3,943	-	5,438	60,769
				1,010,636	116,613	6,200	1,133,449	-	81,652	148,736	119,277	1,483,114

								Assoicated Payroll Costs				
Count	Org	Org Name	Position	Annual Base	Overtime	Other	Total Direct	PTO Buy	Taxes	Health Insurance	PERA	Total Cost
1	10126	PD - Traffic	CORPORAL	78,687	18,613	900	98,200	-	6,849	28,206	17,037	150,292
2	10126	PD - Traffic	CORPORAL	77,293	18,283	900	96,476	-	6,718	28,206	16,735	148,135
3	10126	PD - Traffic	CORPORAL	76,336	18,057	900	95,293	-	6,665	28,206	16,528	146,692
				232,316	54,953	2,700	289,969	-	20,232	84,618	50,300	445,119
1	10127	PD - Professional Standards	SERGEANT	83,284	19,700	900	103,884	-	7,457	21,169	18,032	150,542
2	10127	PD - Professional Standards	LIEUTENANT	88,151	9,155	250	97,556	-	7,193	12,473	19,085	136,307
				171,435	28,855	1,150	201,440	-	14,650	33,642	37,117	286,849
1	10128	PD - Records	RECORDS CLERK SUPERVISOR	54,767	948	275	55,990	-	4,294	28,206	6,464	94,954
2	10128	PD - Records	RECORDS CLERK 3	49,338	854	250	50,442	-	3,590	12,473	5,822	72,327
3	10128	PD - Records	RECORDS CLERK 3	47,986	831	250	49,067	-	3,268	21,169	5,663	79,167
4	10128	PD - Records	RECORDS CLERK 3	47,986	831	250	49,067	-	3,020	28,206	5,663	85,956
5	10128	PD - Records	RECORDS CLERK 3	45,823	793	250	46,866	-	3,561	359	5,408	56,194
6	10128	PD - Records	RECORDS CLERK 3	45,386	786	250	46,422	-	3,279	12,473	5,356	67,530
				291,286	5,043	1,525	297,854	-	21,012	102,886	34,376	456,128
1	10130	Fire - Admin	DIRECTOR - FIRE CHIEF	128,135	-	8,200	136,335	-	9,880	21,333	31,266	198,814
2	10130	Fire - Admin	ASSISTANT FIRE CHIEF	98,509	-	1,000	99,509	-	7,616	345	24,037	131,507
3	10130	Fire - Admin	ASSISTANT FIRE CHIEF	98,509	-	1,000	99,509	23,965	8,820	28,192	24,037	184,523
4	10130	Fire - Admin	FIRE MARSHALL	86,944	2,759	1,000	90,703	-	6,313	28,206	21,215	146,437
5	10130	Fire - Admin	EMS DIVISION CHIEF	83,242	2,642	250	86,134	-	5,964	28,206	20,312	140,616
6	10130	Fire - Admin	STAFF DEVELOPMENT OFFICER	81,973	1,419	1,000	84,392	-	5,831	28,192	20,002	138,417
7	10130	Fire - Admin	MASTER MECHANIC	59,093	640	2,330	62,063	-	4,092	28,206	6,973	101,334
8	10130	Fire - Admin	EXECUTIVE SECRETARY	57,221	779	-	58,000	-	3,812	28,192	6,753	96,757
9	10130	Fire - Admin	SECRETARY	51,730	-	250	51,980	-	3,987	28,206	6,105	90,278
				745,356	8,239	15,030	768,625	23,965	56,315	219,078	160,700	1,228,683
1	10133	Fire - Suppression	BATTALION CHIEF/EMT-P	102,389	28,925	900	132,214	-	8,731	12,473	24,984	178,402
2	10133	Fire - Suppression	BATTALION CHIEF/EMT-I	100,098	28,276	900	129,274	-	8,441	12,473	24,425	174,613
3	10133	Fire - Suppression	LIEUTENANT/EMT-P	99,769	28,182	900	128,851	-	8,139	28,206	24,345	189,541
4	10133	Fire - Suppression	LIEUTENANT/EMT-P	96,790	27,341	900	125,031	-	8,267	12,473	23,618	169,389
5	10133	Fire - Suppression	LIEUTENANT/EMT-P	96,494	27,258	900	124,652	-	7,824	28,206	23,546	184,228
6	10133	Fire - Suppression	LIEUTENANT/EMT-P	96,494	27,258	900	124,652	-	7,927	28,192	23,546	184,317
7	10133	Fire - Suppression	LIEUTENANT/EMT-P	96,261	27,192	900	124,353	-	7,774	28,206	23,489	183,822
8	10133	Fire - Suppression	LIEUTENANT/EMT-P	96,198	27,176	900	124,274	-	7,708	28,206	23,473	183,661
9	10133	Fire - Suppression	BATTALION CHIEF/EMT-I	94,258	26,626	900	121,784	-	7,986	12,473	23,000	165,243
10	10133	Fire - Suppression	LIEUTENANT/EMT-I	93,489	26,411	900	120,800	-	7,579	28,206	22,812	179,397
11	10133	Fire - Suppression	LIEUTENANT/EMT-P	93,286	26,351	900	120,537	-	7,574	28,206	22,763	179,080
12	10133	Fire - Suppression	LIEUTENANT/EMT-I	92,554	26,147	900	119,601	-	7,349	28,206	22,584	177,740
13	10133	Fire - Suppression	LIEUTENANT/EMT-P	92,118	26,021	900	119,039	-	7,469	28,206	22,478	177,192
14	10133	Fire - Suppression	LIEUTENANT/EMT-I	90,544	25,581	900	117,025	-	7,995	359	22,094	147,473
15	10133	Fire - Suppression	LIEUTENANT/EMT-I	89,376	25,251	900	115,527	-	7,220	28,206	21,809	172,762
16	10133	Fire - Suppression	LIEUTENANT/EMT-I	87,882	24,827	900	113,609	-	6,998	28,206	21,444	170,257
17	10133	Fire - Suppression	LIEUTENANT/EMT-I	87,040	24,591	900	112,531	-	6,930	28,206	21,238	168,905
18	10133	Fire - Suppression	LIEUTENANT/EMT-I	87,040	24,591	900	112,531	-	7,027	28,206	21,238	169,002

								Assoicated Payroll Costs				
Count	Org	Org Name	Position	Annual Base	Overtime	Other	Total Direct	PTO Buy	Taxes	Health Insurance	PERA	Total Cost
19	10133	Fire - Suppression	ENGINEER/EMT-P	79,070	22,336	900	102,306	-	6,641	12,473	19,294	140,714
20	10133	Fire - Suppression	ENGINEER/EMT-P	78,545	22,187	900	101,632	-	6,274	28,206	19,166	155,278
21	10133	Fire - Suppression	ENGINEER/EMT-P	78,115	22,066	900	101,081	-	6,280	28,192	19,060	154,613
22	10133	Fire - Suppression	ENGINEER/EMT-I	77,843	21,989	900	100,732	-	6,167	28,206	18,995	154,100
23	10133	Fire - Suppression	FIREFIGHTER/EMT-P	77,447	21,879	900	100,226	-	6,829	345	18,898	126,298
24	10133	Fire - Suppression	ENGINEER/EMT-P	76,947	21,736	900	99,583	-	6,532	12,473	18,776	137,364
25	10133	Fire - Suppression	ENGINEER/EMT-P	75,090	21,214	900	97,204	-	6,338	12,473	18,323	134,338
26	10133	Fire - Suppression	ENGINEER/EMT-P	73,676	20,812	900	95,388	-	5,853	28,206	17,978	147,425
27	10133	Fire - Suppression	ENGINEER/EMT-I	73,035	20,631	900	94,566	-	5,797	28,206	17,821	146,390
28	10133	Fire - Suppression	ENGINEER/EMT-I	72,528	20,488	900	93,916	-	5,759	28,206	17,698	145,579
29	10133	Fire - Suppression	ENGINEER/EMT-I	72,295	20,422	900	93,617	-	5,769	28,206	17,641	145,233
30	10133	Fire - Suppression	ENGINEER/EMT-I	72,110	20,372	900	93,382	-	5,857	21,169	17,595	138,003
31	10133	Fire - Suppression	ENGINEER/EMT-I	71,175	20,108	900	92,183	-	5,996	12,487	17,368	128,034
32	10133	Fire - Suppression	FIREFIGHTER/EMT-P	71,150	20,097	900	92,147	-	6,298	345	17,361	116,151
33	10133	Fire - Suppression	FIREFIGHTER/EMT-P	70,964	20,048	900	91,912	-	6,222	21,169	17,315	136,618
34	10133	Fire - Suppression	FIREFIGHTER/EMT-P	70,731	19,982	900	91,613	-	5,987	12,473	17,260	127,333
35	10133	Fire - Suppression	ENGINEER/EMT-I	70,699	19,971	900	91,570	-	5,965	12,473	17,251	127,259
36	10133	Fire - Suppression	ENGINEER/EMT-I	70,192	19,828	900	90,920	-	5,548	28,206	17,127	141,801
37	10133	Fire - Suppression	ENGINEER/EMT-I	70,007	19,778	900	90,685	-	5,570	28,192	17,083	141,530
38	10133	Fire - Suppression	ENGINEER/EMT-I	69,531	19,641	900	90,072	-	5,491	28,192	16,967	140,722
39	10133	Fire - Suppression	FIREFIGHTER/EMT-I	69,257	19,564	900	89,721	-	5,484	28,206	16,900	140,311
40	10133	Fire - Suppression	ENGINEER/EMT-I	68,839	19,448	900	89,187	-	5,468	28,206	16,797	139,658
41	10133	Fire - Suppression	FIREFIGHTER/EMT-I	68,739	19,421	900	89,060	-	5,439	28,192	16,773	139,464
42	10133	Fire - Suppression	FIREFIGHTER/EMT-I	68,423	19,327	900	88,650	-	6,067	28,206	16,696	139,619
43	10133	Fire - Suppression	ENGINEER/EMT-I	68,363	19,311	900	88,574	-	5,554	28,192	16,681	139,001
44	10133	Fire - Suppression	FIREFIGHTER/EMT-I	68,077	19,234	900	88,211	-	5,381	28,206	16,611	138,409
45	10133	Fire - Suppression	FIREFIGHTER/EMT-I	67,571	19,091	900	87,562	-	5,485	21,169	16,488	130,704
46	10133	Fire - Suppression	FIREFIGHTER/EMT-I	67,213	18,986	900	87,099	-	5,680	12,473	16,401	121,653
47	10133	Fire - Suppression	FIREFIGHTER/EMT-I	67,213	18,986	900	87,099	-	5,288	28,206	16,401	136,994
48	10133	Fire - Suppression	FIREFIGHTER/EMT-I	67,213	18,986	900	87,099	-	5,953	345	16,401	109,798
49	10133	Fire - Suppression	FIREFIGHTER/EMT-I	64,573	18,244	900	83,717	-	5,064	28,206	15,757	132,744
50	10133	Fire - Suppression	FIREFIGHTER/EMT-I	64,573	18,244	250	83,067	-	5,044	28,206	15,757	132,074
51	10133	Fire - Suppression	FIREFIGHTER/EMT-I	63,942	18,062	900	82,904	-	5,178	21,169	15,603	124,854
52	10133	Fire - Suppression	FIREFIGHTER/EMT-I	63,942	18,062	900	82,904	-	5,666	359	15,603	104,532
53	10133	Fire - Suppression	FIREFIGHTER/EMT-I	63,942	18,062	900	82,904	-	5,667	345	15,603	104,519
54	10133	Fire - Suppression	FIREFIGHTER ROOKIE/EMT-P	57,987	16,379	250	74,616	-	4,823	12,473	14,150	106,062
55	10133	Fire - Suppression	FIREFIGHTER ROOKIE/EMT-I	55,451	15,664	900	72,015	-	4,932	28,206	13,531	118,684
56	10133	Fire - Suppression	FIREFIGHTER ROOKIE/EMT-I	55,451	15,664	900	72,015	-	4,932	28,206	13,531	118,684
57	10133	Fire - Suppression	FIREFIGHTER ROOKIE/EMT-I	55,451	15,664	-	71,115	-	4,830	12,473	13,531	101,949
58	10133	Fire - Suppression	FIREFIGHTER ROOKIE/EMT-B	50,774	14,344	900	66,018	-	4,523	28,206	12,390	111,137
59	10133	Fire - Suppression	FIREFIGHTER ROOKIE/EMT-B	50,774	14,344	250	65,368	-	4,465	359	12,390	82,582
60	10133	Fire - Suppression	FIREFIGHTER ROOKIE/EMT-B	50,774	14,344	250	65,368	-	4,531	28,206	12,390	110,495
				4,541,772	1,283,021	50,500	5,875,293	-	375,565	1,264,628	1,108,248	8,623,734
1	10134	Fire - PFA	PFA MAINTENANCE SUPERVISOR	73,591	-	1,000	74,591	-	5,401	12,473	8,684	101,149
2	10134	Fire - PFA	FOREMAN JOURNEYMAN	67,725	-	2,330	70,055	-	4,651	28,206	7,993	110,905

								Assoicated Payroll Costs				
Count	Org	Org Name	Position	Annual Base	Overtime	Other	Total Direct	PTO Buy	Taxes	Health Insurance	PERA	Total Cost
3	10134	Fire - PFA	MASTER MECHANIC	62,047	672	2,330	65,049	-	4,922	359	7,322	77,652
				203,363	672	5,660	209,695	-	14,974	41,038	23,999	289,706
1	10140	Community Development	DIRECTOR OF COMM DEVELOPMENT	121,366	-	8,200	129,566	-	9,911	510	14,322	154,309
2	10140	Community Development	DIRECTOR OF MUNICIPAL SERVICES	115,126	-	7,450	122,576	-	9,314	496	13,586	145,972
3	10140	Community Development	EXECUTIVE SECRETARY	56,077	-	250	56,327	-	4,039	12,473	6,618	79,457
				292,569	-	15,900	308,469	-	23,264	13,479	34,526	379,738
1	10141	Library	LIBRARY DIRECTOR	86,029	-	1,000	87,029	-	6,192	28,192	10,152	131,565
2	10141	Library	ASSISTANT LIBRARY DIRECTOR	71,844	-	250	72,094	-	5,526	28,206	8,478	114,304
3	10141	Library	LIBRARIAN	65,770	-	250	66,020	-	4,756	12,487	7,762	91,025
4	10141	Library	LIBRARIAN	57,242	-	250	57,492	-	4,128	12,473	6,755	80,848
5	10141	Library	LIBRARY CLERK	47,528	-	1,030	48,558	-	3,444	12,473	5,609	70,084
6	10141	Library	LIBRARY CLERK	41,288	-	1,030	42,318	-	2,916	12,473	4,873	62,580
7	10141	Library	LIBRARY CLERK	36,796	-	1,030	37,826	-	2,268	28,192	4,342	72,628
8	10141	Library	INFORMATION LIBRARIAN PT	15,460	-	-	15,460	-	1,194	-	-	16,654
9	10141	Library	INFORMATION LIBRARIAN PT	15,460	-	-	15,460	-	1,194	-	-	16,654
10	10141	Library	LIBRARY PAGE PART-TIME	9,243	-	-	9,243	-	718	-	-	9,961
11	10141	Library	LIBRARY PAGE PART-TIME	9,243	-	-	9,243	-	718	-	-	9,961
12	10141	Library	LIBRARY PAGE PART-TIME	9,243	-	-	9,243	-	718	-	-	9,961
13	10141	Library	LIBRARY PAGE PART-TIME	9,243	-	-	9,243	-	718	-	-	9,961
14	10141	Library	LIBRARY PAGE PART-TIME	9,243	-	-	9,243	-	718	-	-	9,961
15	10141	Library	BPA STUDENT	4,017	-	-	4,017	-	810	-	-	4,827
				487,649	-	4,840	492,489	-	36,018	134,496	47,971	710,974
1	10142	Museum	MUSEUM DIRECTOR	83,554	-	1,000	84,554	-	6,471	359	9,861	101,245
2	10142	Museum	MUSEUM ASSISTANT DIRECTOR	58,948	-	250	59,198	-	3,883	28,206	6,956	98,243
3	10142	Museum	MUSEUM ATTENDANT PT	23,725	-	125	23,850	-	1,835	-	2,801	28,486
4	10142	Museum	MUSEUM ATTENDANT PT	22,425	-	250	22,675	-	1,745	-	2,647	27,067
				188,652	-	1,625	190,277	-	13,934	28,565	22,265	255,041
1	10144	Airport	AIRPORT MANAGER	86,320	-	1,000	87,320	-	6,412	12,473	10,187	116,392
2	10144	Airport	FOREMAN	61,506	8,871	1,550	71,927	-	5,506	359	7,259	85,051
3	10144	Airport	AIRPORT OPERATION SPECIALIST	53,560	7,725	1,550	62,835	-	4,517	12,473	6,321	86,146
4	10144	Airport	AIRPORT OPERATION SPECIALIST	41,684	6,012	1,550	49,246	-	3,723	345	4,919	58,233
				243,070	22,608	5,650	271,328	-	20,158	25,650	28,686	345,822
1	10145	Riverwalk Recreation	RECREATION CENTER MANAGER	70,866	-	1,000	71,866	-	5,501	345	8,363	86,075
2	10145	Riverwalk Recreation	REC CENTER ASSISTANT MANAGER	44,034	-	250	44,284	-	2,857	28,192	5,197	80,530
3	10145	Riverwalk Recreation	REC CENTER ATTENDANT	36,608	-	250	36,858	-	2,822	359	4,321	44,360
4	10145	Riverwalk Recreation	REC CENTER ATTENDANT	36,608	-	-	36,608	-	2,767	345	4,321	44,041
5	10145	Riverwalk Recreation	REC CENTER ATTENDANT	35,880	-	250	36,130	-	2,767	345	4,235	43,477
6	10145	Riverwalk Recreation	REC CENTER ATTENDANT	35,880	-	250	36,130	-	2,463	12,473	4,235	55,301
7	10145	Riverwalk Recreation	REC CENTER ATTENDANT ON-CALL	12,301	-	-	12,301	-	952	-	-	13,253
8	10145	Riverwalk Recreation	REC CENTER ATTENDANT ON-CALL	11,521	-	-	11,521	-	892	-	-	12,413
9	10145	Riverwalk Recreation	REC CENTER ATTENDANT ON-CALL	10,741	-	-	10,741	-	832	-	-	11,573

								Assoicated Payroll Costs				
Count	Org	Org Name	Position	Annual Base	Overtime	Other	Total Direct	PTO Buy	Taxes	Health Insurance	PERA	Total Cost
10	10145	Riverwalk Recreation	REC CENTER ATTENDANT ON-CALL	10,741	-	-	10,741	-	832	-	-	11,573
11	10145	Riverwalk Recreation	REC CENTER ATTENDANT ON-CALL	10,741	-	-	10,741	-	832	-	-	11,573
12	10145	Riverwalk Recreation	REC CENTER ATTENDANT ON-CALL	10,741	-	-	10,741	-	832	-	-	11,573
13	10145	Riverwalk Recreation	REC CENTER ATTENDANT ON-CALL	10,741	-	-	10,741	-	832	-	-	11,573
14	10145	Riverwalk Recreation	REC CENTER ATTENDANT ON-CALL	10,741	-	-	10,741	-	832	-	-	11,573
15	10145	Riverwalk Recreation	REC CENTER ATTENDANT SEASONAL	4,266	-	-	4,266	-	337	-	-	4,603
16	10145	Riverwalk Recreation	REC CENTER ATTENDANT SEASONAL	4,266	-	-	4,266	-	337	-	-	4,603
17	10145	Riverwalk Recreation	REC CENTER ATTENDANT SEASONAL	4,266	-	-	4,266	-	337	-	-	4,603
18	10145	Riverwalk Recreation	REC CENTER ATTENDANT SEASONAL	4,266	-	-	4,266	-	337	-	-	4,603
				365,208	-	2,000	367,208	-	27,361	42,059	30,672	467,300
1	10146	Golf	SUPERINTENDENT	83,658	3,017	1,000	87,675	-	6,243	28,192	9,873	131,983
2	10146	Golf	FOREMAN	63,336	2,284	1,550	67,170	-	4,845	12,473	7,474	91,962
3	10146	Golf	CARETAKER	49,837	1,797	1,550	53,184	-	4,072	345	5,882	63,483
4	10146	Golf	CARETAKER	44,408	1,602	1,550	47,560	-	3,642	345	5,241	56,788
5	10146	Golf	IRRIGATION MAINTENANCE	41,684	1,503	1,550	44,737	-	3,132	12,473	4,919	65,261
6	10146	Golf	CARETAKER	41,538	1,498	1,550	44,586	-	3,422	345	4,902	53,255
7	10146	Golf	CARETAKER	39,458	1,423	1,550	42,431	-	3,257	345	4,657	50,690
8	10146	Golf	SUMMER LABORERS	6,864	-	-	6,864	-	536	-	-	7,400
9	10146	Golf	SUMMER LABORERS	6,864	-	-	6,864	-	536	-	-	7,400
10	10146	Golf	SUMMER LABORERS	6,864	-	-	6,864	-	536	-	-	7,400
				384,511	13,124	10,300	407,935	-	30,221	54,518	42,948	535,622
1	10147	Water Park	WATER PARK MANAGER	40,420	-	750	41,170	-	3,160	-	-	44,330
2	10147	Water Park	WATER PARK ASSISTANT MANAGER	22,122	-	-	22,122	-	1,703	-	-	23,825
3	10147	Water Park	LIFEGUARD	7,150	1,782	-	8,932	-	558	-	-	9,490
4	10147	Water Park	LIFEGUARD	7,150	1,782	-	8,932	-	558	-	-	9,490
5	10147	Water Park	LIFEGUARD	7,150	1,782	-	8,932	-	558	-	-	9,490
6	10147	Water Park	LIFEGUARD	7,150	1,782	-	8,932	-	558	-	-	9,490
7	10147	Water Park	LIFEGUARD	7,150	1,782	-	8,932	-	558	-	-	9,490
8	10147	Water Park	LIFEGUARD	7,150	1,782	-	8,932	-	558	-	-	9,490
9	10147	Water Park	LIFEGUARD	7,150	1,782	-	8,932	-	558	-	-	9,490
10	10147	Water Park	LIFEGUARD	7,150	1,782	-	8,932	-	558	-	-	9,490
11	10147	Water Park	LIFEGUARD	7,150	1,782	-	8,932	-	558	-	-	9,490
12	10147	Water Park	LIFEGUARD	7,150	1,782	-	8,932	-	558	-	-	9,490
13	10147	Water Park	LIFEGUARD	7,150	1,782	-	8,932	-	558	-	-	9,490
14	10147	Water Park	LIFEGUARD	7,150	1,782	-	8,932	-	558	-	-	9,490
15	10147	Water Park	LIFEGUARD	7,150	1,782	-	8,932	-	558	-	-	9,490
16	10147	Water Park	LIFEGUARD	7,150	1,782	-	8,932	-	558	-	-	9,490
17	10147	Water Park	LIFEGUARD	7,150	1,782	-	8,932	-	558	-	-	9,490
18	10147	Water Park	LIFEGUARD	7,150	1,782	-	8,932	-	558	-	-	9,490
19	10147	Water Park	LIFEGUARD	7,150	1,782	-	8,932	-	558	-	-	9,490
20	10147	Water Park	LIFEGUARD	7,150	1,782	-	8,932	-	558	-	-	9,490
21	10147	Water Park	LIFEGUARD	7,150	1,782	-	8,932	-	558	-	-	9,490
22	10147	Water Park	LIFEGUARD	7,150	1,782	-	8,932	-	558	-	-	9,490
23	10147	Water Park	LIFEGUARD	7,150	1,782	-	8,932	-	558	-	-	9,490

								Assoicated Payroll Costs				
Count	Org	Org Name	Position	Annual Base	Overtime	Other	Total Direct	PTO Buy	Taxes	Health Insurance	PERA	Total Cost
24	10147	Water Park	LIFEGUARD	7,150	1,782	-	8,932	-	558	-	-	9,490
25	10147	Water Park	LIFEGUARD	7,150	1,782	-	8,932	-	558	-	-	9,490
26	10147	Water Park	HEAD LIFEGUARD	8,008	-	-	8,008	-	624	-	-	8,632
27	10147	Water Park	HEAD REC ATTENDANT	7,436	-	-	7,436	-	579	-	-	8,015
28	10147	Water Park	REC ATTENDANT	6,578	-	-	6,578	-	514	-	-	7,092
29	10147	Water Park	REC ATTENDANT	6,578	-	-	6,578	-	514	-	-	7,092
				255,592	40,986	750	297,328	-	19,928	-	-	317,256
1	10148	Sr. Rec - San Jose	RECREATION CENTER MANAGER	69,514	-	1,000	70,514	-	5,066	12,473	8,204	96,257
2	10148	Sr. Rec - San Jose	REC CENTER ASSISTANT MANAGER	43,160	-	250	43,410	-	3,051	12,473	5,094	64,028
3	10148	Sr. Rec - San Jose	VOLUNTEER COORDINATOR	40,831	-	125	40,956	-	3,144	-	4,819	48,919
4	10148	Sr. Rec - San Jose	VOLUNTEER COORDINATOR	20,416	-	-	20,416	-	3,135	-	-	23,551
5	10148	Sr. Rec - San Jose	REC CENTER ATTENDANT PT	17,940	-	-	17,940	-	1,384	-	-	19,324
				191,861	-	1,375	193,236	-	15,780	24,946	18,117	252,079
1	10149	Sr. Rec - N. Mesa	RECREATION CENTER MANAGER	72,988	-	1,000	73,988	-	5,342	12,473	8,613	100,416
2	10149	Sr. Rec - N. Mesa	REC CENTER ASSISTANT MANAGER	42,744	-	250	42,994	-	3,292	345	5,044	51,675
3	10149	Sr. Rec - N. Mesa	REC CENTER ATTENDANT PT	18,575	-	125	18,700	-	1,442	-	-	20,142
4	10149	Sr. Rec - N. Mesa	REC CENTER ATTENDANT PT	17,940	-	-	17,940	-	1,384	-	-	19,324
				152,247	-	1,375	153,622	-	11,460	12,818	13,657	191,557
1	10151	Facility Maintenance	FACILITY MAINTENANCE SUPERVISO	74,631	-	1,000	75,631	-	5,443	12,487	8,807	102,368
2	10151	Facility Maintenance	PLUMBER	63,232	2,280	1,550	67,062	-	4,663	21,169	7,462	100,356
3	10151	Facility Maintenance	FOREMAN	59,384	2,142	1,550	63,076	-	4,201	28,206	7,008	102,491
4	10151	Facility Maintenance	FACILITY MAINTENANCE	52,229	1,884	2,070	56,183	-	4,226	359	6,164	66,932
5	10151	Facility Maintenance	FACILITY MAINTENANCE	51,709	1,865	2,070	55,644	-	4,209	359	6,103	66,315
6	10151	Facility Maintenance	FACILITY MAINTENANCE	51,709	1,865	2,070	55,644	-	3,935	12,473	6,103	78,155
7	10151	Facility Maintenance	FACILITY MAINTENANCE	46,551	1,679	2,070	50,300	-	3,381	21,169	5,494	80,344
8	10151	Facility Maintenance	FACILITY MAINTENANCE	46,551	1,679	2,070	50,300	-	3,538	12,473	5,494	71,805
9	10151	Facility Maintenance	FACILITY MAINTENANCE	41,372	1,492	1,550	44,414	-	3,401	359	4,883	53,057
10	10151	Facility Maintenance	FACILITY MAINTENANCE	41,372	1,492	1,550	44,414	-	3,409	12,473	4,883	65,179
11	10151	Facility Maintenance	CUSTODIAN	36,879	1,330	2,070	40,279	-	2,767	12,473	4,352	59,871
12	10151	Facility Maintenance	CUSTODIAN	36,151	1,304	2,070	39,525	-	2,734	12,473	4,267	58,999
13	10151	Facility Maintenance	CUSTODIAN	32,532	1,173	2,070	35,775	-	2,450	12,487	3,840	54,552
14	10151	Facility Maintenance	CUSTODIAN	32,532	1,173	2,070	35,775	-	2,434	12,487	3,840	54,536
15	10151	Facility Maintenance	CUSTODIAN	32,532	1,173	2,070	35,775	-	2,740	359	3,840	42,714
				699,366	22,531	27,900	749,797	-	53,531	171,806	82,540	1,057,674
1	10152	Streets	DIRECTOR OF PUBLIC WORKS	125,694	-	8,200	133,894	-	9,530	28,366	14,833	186,623
2	10152	Streets	DEPUTY DIRECTOR OF PUBLIC WORK	109,637	-	8,200	117,837	-	8,513	21,169	12,938	160,457
3	10152	Streets	SUPERINTENDENT	87,028	-	1,000	88,028	-	6,267	21,169	10,270	125,734
4	10152	Streets	FOREMAN	62,754	-	1,550	64,304	-	4,895	359	7,406	76,964
5	10152	Streets	FOREMAN	61,028	-	1,550	62,578	-	4,475	12,487	7,202	86,742
6	10152	Streets	FOREMAN	58,802	-	1,550	60,352	-	4,309	12,473	6,939	84,073
7	10152	Streets	HEAVY EQUIPMENT OPERATOR 1	55,765	-	1,550	57,315	-	4,095	12,473	6,581	80,464
8	10152	Streets	EXECUTIVE SECRETARY	56,160	-	250	56,410	-	4,249	359	6,628	67,646

								Assoicated Payroll Costs				
Count	Org	Org Name	Position	Annual Base	Overtime	Other	Total Direct	PTO Buy	Taxes	Health Insurance	PERA	Total Cost
9	10152	Streets	HEAVY EQUIPMENT OPERATOR 1	54,704	-	1,550	56,254	-	4,033	12,473	6,456	79,216
10	10152	Streets	TRAFFIC SIGNER	53,144	-	1,550	54,694	-	3,529	28,206	6,272	92,701
11	10152	Streets	HEAVY EQUIPMENT OPERATOR 1	53,144	-	1,550	54,694	-	3,895	12,473	6,272	77,334
12	10152	Streets	TRUCK DRIVER	51,855	-	1,550	53,405	-	3,814	12,487	6,120	75,826
13	10152	Streets	CARETAKER	49,837	-	1,550	51,387	-	3,433	21,169	5,882	81,871
14	10152	Streets	HEAVY EQUIPMENT OPERATOR 1	47,944	-	1,550	49,494	-	3,472	12,473	5,658	71,097
15	10152	Streets	TRAFFIC SIGNER	46,904	-	1,550	48,454	-	3,709	359	5,536	58,058
16	10152	Streets	TRUCK DRIVER	46,322	-	1,550	47,872	-	3,152	21,169	5,467	77,660
17	10152	Streets	TRUCK DRIVER	40,248	-	1,550	41,798	-	3,209	28,206	4,750	77,963
18	10152	Streets	TRUCK DRIVER	40,248	-	1,550	41,798	-	2,900	12,473	4,750	61,921
				1,101,218	-	39,350	1,140,568	-	81,479	270,343	129,960	1,622,350
1	10153	Parks	SUPERINTENDENT	87,028	3,138	1,000	91,166	-	6,351	28,206	10,270	135,993
2	10153	Parks	CEMETERY COORDINATOR	67,330	-	1,000	68,330	-	4,505	28,206	7,946	108,987
3	10153	Parks	FOREMAN	61,152	-	1,550	62,702	-	4,800	359	7,217	75,078
4	10153	Parks	FOREMAN	59,218	-	1,550	60,768	-	4,378	12,473	6,989	84,608
5	10153	Parks	IRRIGATION MAINTENANCE	53,560	-	1,550	55,110	-	3,749	21,169	6,321	86,349
6	10153	Parks	CARETAKER	52,791	-	1,550	54,341	-	3,502	28,206	6,230	92,279
7	10153	Parks	IRRIGATION MAINTENANCE	52,520	-	1,550	54,070	-	3,631	21,169	6,198	85,068
8	10153	Parks	CARETAKER	51,314	-	1,550	52,864	-	3,774	12,487	6,056	75,181
9	10153	Parks	CARETAKER	50,316	-	1,550	51,866	-	3,501	28,192	5,938	89,497
10	10153	Parks	CARETAKER	50,316	-	1,550	51,866	-	3,501	28,192	5,938	89,497
11	10153	Parks	CARETAKER	49,837	-	1,550	51,387	-	3,661	12,473	5,882	73,403
12	10153	Parks	CARETAKER	39,458	-	1,550	41,008	-	3,140	359	4,657	49,164
13	10153	Parks	CARETAKER	39,458	-	1,550	41,008	-	3,148	345	4,657	49,158
14	10153	Parks	SUMMER LABORERS	6,864	-	-	6,864	-	536	-	-	7,400
15	10153	Parks	SUMMER LABORERS	6,864	-	-	6,864	-	536	-	-	7,400
				728,026	3,138	19,050	750,214	-	52,713	221,836	84,299	1,109,062
1	10154	Community Service	FOREMAN	60,424	-	1,550	61,974	-	3,960	28,206	7,131	101,271
2	10154	Community Service	CARETAKER	50,815	-	1,550	52,365	-	3,512	21,169	5,997	83,043
3	10154	Community Service	CARETAKER	49,837	-	1,550	51,387	-	3,661	12,473	5,882	73,403
4	10154	Community Service	CARETAKER	49,338	-	1,550	50,888	-	3,603	12,473	5,822	72,786
5	10154	Community Service	CARETAKER	44,408	-	1,550	45,958	-	3,500	345	5,241	55,044
6	10154	Community Service	CARETAKER	39,458	-	1,550	41,008	-	3,121	345	4,657	49,131
				294,280	-	9,300	303,580	-	21,357	75,011	34,730	434,678
1	10155	Garage	SUPERINTENDENT	80,642	2,908	1,000	84,550	-	5,965	28,192	9,516	128,223
2	10155	Garage	FOREMAN JOURNEYMAN	64,397	-	2,330	66,727	-	4,388	28,206	7,600	106,921
3	10155	Garage	WELDER	65,021	-	1,550	66,571	-	4,785	12,487	7,674	91,517
4	10155	Garage	MASTER MECHANIC	63,253	913	2,330	66,496	-	4,562	21,169	7,465	99,692
5	10155	Garage	MASTER MECHANIC	61,776	891	2,330	64,997	-	4,918	345	7,291	77,551
6	10155	Garage	MASTER MECHANIC	60,861	878	2,330	64,069	-	4,254	28,206	7,183	103,712
7	10155	Garage	MASTER MECHANIC	59,696	861	2,330	62,887	-	4,814	345	7,045	75,091
8	10155	Garage	WELDER	59,405	-	1,550	60,955	-	4,008	28,192	7,011	100,166
9	10155	Garage	WELDER	59,405	-	1,550	60,955	-	4,349	12,473	7,011	84,788

								Assoicated Payroll Costs				
Count	Org	Org Name	Position	Annual Base	Overtime	Other	Total Direct	PTO Buy	Taxes	Health Insurance	PERA	Total Cost
10	10155	Garage	MASTER MECHANIC	53,165	682	2,330	56,177	-	3,805	28,192	6,275	94,449
11	10155	Garage	GARAGE CLERK	54,101	-	1,550	55,651	-	3,924	12,487	6,385	78,447
12	10155	Garage	TIREMAN	53,269	-	1,550	54,819	-	3,697	21,169	6,287	85,972
13	10155	Garage	LUBRICATION	51,522	-	1,550	53,072	-	3,770	12,473	6,081	75,396
14	10155	Garage	MASTER MECHANIC	47,258	682	2,330	50,270	-	3,353	21,169	5,578	80,370
15	10155	Garage	SECRETARY	47,466	-	250	47,716	-	3,360	12,473	5,602	69,151
16	10155	Garage	LUBRICATION	40,415	-	1,550	41,965	-	2,903	12,473	4,770	62,111
				921,652	7,815	28,410	957,877	-	66,855	280,051	108,774	1,413,557
1	10156	Electrical	ELECTRICAL FOREMAN	93,039	1,007	250	94,296	-	7,120	345	10,979	112,740
2	10156	Electrical	ELECTRICIAN	82,036	888	250	83,174	-	5,896	21,169	9,681	119,920
3	10156	Electrical	ELECTRICIAN	78,333	848	250	79,431	-	6,080	359	9,244	95,114
4	10156	Electrical	ELECTRICIAN	77,772	842	250	78,864	-	5,352	28,206	9,178	121,600
5	10156	Electrical	ELECTRICIAN	76,981	833	250	78,064	-	5,905	359	9,085	93,413
6	10156	Electrical	HVAC SPECIALIST	76,981	833	250	78,064	-	5,701	12,473	9,085	105,323
7	10156	Electrical	ELECTRICIAN	76,253	825	250	77,328	-	5,592	12,487	8,999	104,406
8	10156	Electrical	ELECTRICIAN	76,253	825	250	77,328	-	5,645	12,473	8,999	104,445
				637,648	6,901	2,000	646,549	-	47,291	87,871	75,250	856,961
1	10157	Construction	FOREMAN JOURNEYMAN	68,141	-	2,330	70,471	-	5,402	28,206	8,041	112,120
2	10157	Construction	FOREMAN JOURNEYMAN	65,645	-	2,330	67,975	-	4,500	28,206	7,747	108,428
3	10157	Construction	FOREMAN JOURNEYMAN	65,645	-	2,330	67,975	-	4,476	28,206	7,747	108,404
4	10157	Construction	CONSTRUCTION MAINTENANCE 2	65,604	-	2,330	67,934	-	4,926	12,473	7,742	93,075
5	10157	Construction	CONSTRUCTION MAINTENANCE 2	64,397	-	2,330	66,727	-	4,835	12,473	7,600	91,635
6	10157	Construction	CONSTRUCTION MAINTENANCE 2	63,815	-	2,330	66,145	-	4,435	28,206	7,531	106,317
7	10157	Construction	CONSTRUCTION MAINTENANCE 2	62,047	-	2,330	64,377	-	4,234	28,206	7,322	104,139
8	10157	Construction	CONSTRUCTION MAINTENANCE 2	61,444	-	2,330	63,774	-	4,852	359	7,251	76,236
9	10157	Construction	CONSTRUCTION MAINTENANCE 2	60,258	-	2,330	62,588	-	4,498	12,473	7,112	86,671
10	10157	Construction	CONSTRUCTION MAINTENANCE 1	60,175	-	2,330	62,505	-	4,793	28,206	7,102	102,606
11	10157	Construction	CONSTRUCTION MAINTENANCE 1	50,628	-	2,330	52,958	-	3,761	12,473	5,975	75,167
12	10157	Construction	CONSTRUCTION MAINTENANCE 2	47,258	-	2,330	49,588	-	3,132	28,192	5,578	86,490
				735,057	-	27,960	763,017	-	53,844	247,679	86,748	1,151,288
1	10158	Engineering Services	PROJECTS ADMINSTRATOR	105,644	-	8,200	113,844	-	7,665	28,192	11,976	161,677
2	10158	Engineering Services	BUILDING OFFICIAL	89,503	-	1,000	90,503	-	6,301	28,206	10,563	135,573
3	10158	Engineering Services	CONSTRUCTION INSPECTOR	73,674	-	1,000	74,674	-	5,717	359	8,694	89,444
4	10158	Engineering Services	CONSTRUCTION INSPECTOR	73,674	-	1,000	74,674	-	5,391	12,473	8,694	101,232
5	10158	Engineering Services	CONSTRUCTION INSPECTOR	72,946	-	1,000	73,946	-	5,193	21,169	8,608	108,916
6	10158	Engineering Services	PROJECT ACCOUNTANT	67,808	-	250	68,058	-	4,581	28,206	8,003	108,848
7	10158	Engineering Services	ELECTRICAL INSPECTOR	64,792	-	1,000	65,792	-	4,569	28,192	7,646	106,199
8	10158	Engineering Services	BUILDING INSPECTOR 2	64,480	-	1,000	65,480	-	5,014	359	7,610	78,463
9	10158	Engineering Services	BUILDING INSPECTOR 1	60,632	-	1,000	61,632	-	4,627	359	7,156	73,774
				673,153	-	15,450	688,603	-	49,058	147,515	78,950	964,126
1	10160	Planning & Regulation	DIRECTOR OF PLANNING	117,428	-	8,200	125,628	-	9,544	502	13,857	149,531
2	10160	Planning & Regulation	BUILDING INSPECTOR 2	87,548	-	1,000	88,548	-	6,698	28,206	10,331	133,783

								Assoicated Payroll Costs				
Count	Org	Org Name	Position	Annual Base	Overtime	Other	Total Direct	PTO Buy	Taxes	Health Insurance	PERA	Total Cost
3	10160	Planning & Regulation	PLANNING DEPUTY DIRECTOR	86,216	-	1,000	87,216	-	6,382	12,473	10,175	116,246
4	10160	Planning & Regulation	GIS TECHNICIAN	65,791	-	250	66,041	-	4,586	28,192	7,764	106,583
5	10160	Planning & Regulation	EXECUTIVE SECRETARY	58,324	-	250	58,574	-	4,355	345	6,883	70,157
6	10160	Planning & Regulation	CODE ENFORCEMENT OFFICER	52,125	-	1,000	53,125	-	3,765	12,473	6,152	75,515
7	10160	Planning & Regulation	CODE ENFORCEMENT OFFICER	51,605	-	1,000	52,605	-	4,029	345	6,091	63,070
8	10160	Planning & Regulation	CODE ENFORCEMENT OFFICER	51,605	-	250	51,855	-	3,649	12,473	6,091	74,068
9	10160	Planning & Regulation	SECRETARY	47,466	-	250	47,716	-	3,380	12,473	5,602	69,171
10	10160	Planning & Regulation	CUSTOMER SERVICE OPERATOR	40,456	-	250	40,706	-	2,800	12,487	4,775	60,768
				658,564	-	13,450	672,014	-	49,188	119,969	77,721	918,892
1	30000	Sports Complex	SUPERINTENDENT	86,882	3,133	1,000	91,015	-	6,968	359	-	98,342
2	30000	Sports Complex	FOREMAN	62,712	2,262	1,550	66,524	-	4,551	21,169	7,401	99,645
3	30000	Sports Complex	CARETAKER	53,290	1,922	1,550	56,762	-	4,298	345	6,289	67,694
4	30000	Sports Complex	SP & REC AST COORDINATOR	54,268	979	1,000	56,247	-	4,314	12,473	6,405	79,439
5	30000	Sports Complex	CARETAKER	52,749	1,902	1,550	56,201	-	3,674	28,206	6,226	94,307
6	30000	Sports Complex	CARETAKER	49,837	1,797	1,550	53,184	-	3,763	12,473	5,882	75,302
7	30000	Sports Complex	CARETAKER	44,408	1,602	1,550	47,560	-	3,641	359	5,241	56,801
8	30000	Sports Complex	REC ATTENDANT ON-CALL	18,652	-	-	18,652	-	1,438	-	-	20,090
9	30000	Sports Complex	REC ATTENDANT ON-CALL	18,652	-	-	18,652	-	1,438	-	-	20,090
10	30000	Sports Complex	REC ATTENDANT ON-CALL	18,652	-	-	18,652	-	1,438	-	-	20,090
11	30000	Sports Complex	REC ATTENDANT ON-CALL	18,652	-	-	18,652	-	1,438	-	-	20,090
12	30000	Sports Complex	SUMMER LABORERS	11,856	-	-	11,856	-	918	-	-	12,774
13	30000	Sports Complex	SUMMER LABORERS	11,856	-	-	11,856	-	918	-	-	12,774
				502,466	13,597	9,750	525,813	-	38,797	75,384	37,444	677,438
1	57070	Municipal Transit	TRANSIT MANAGER	76,732	-	1,000	77,732	-	5,321	28,206	9,055	120,314
2	57070	Municipal Transit	MASTER MECHANIC	65,458	-	2,330	67,788	-	4,719	21,169	7,725	101,401
3	57070	Municipal Transit	TRANSIT DATA ENTRY CLERK	42,599	-	250	42,849	-	3,008	12,473	5,028	63,358
4	57070	Municipal Transit	TRANSIT DATA ENTRY CLERK	40,976	-	250	41,226	-	2,864	12,473	4,836	61,399
5	57070	Municipal Transit	TRANSIT DATA ENTRY CLERK	40,165	-	250	40,415	-	3,103	345	4,741	48,604
6	57070	Municipal Transit	TRANSIT DRIVER	39,125	706	250	40,081	-	2,747	12,473	4,618	59,919
7	57070	Municipal Transit	TRANSIT DRIVER	38,751	699	250	39,700	-	2,719	12,473	4,574	59,466
8	57070	Municipal Transit	TRANSIT DRIVER	38,751	699	250	39,700	-	2,767	12,473	4,574	59,514
9	57070	Municipal Transit	TRANSIT DRIVER	38,002	686	250	38,938	-	2,689	12,473	4,485	58,585
10	57070	Municipal Transit	TRANSIT DRIVER	37,628	679	250	38,557	-	2,960	28,206	4,441	74,164
11	57070	Municipal Transit	TRANSIT DRIVER	37,628	679	250	38,557	-	2,679	12,473	4,441	58,150
12	57070	Municipal Transit	TRANSIT DRIVER	37,628	679	250	38,557	-	2,679	12,487	4,441	58,164
13	57070	Municipal Transit	TRANSIT DRIVER PART-TIME	23,517	679	125	24,321	-	1,871	-	2,776	28,968
14	57070	Municipal Transit	TRANSIT DRIVER PART-TIME	23,517	679	125	24,321	-	1,871	-	2,776	28,968
15	57070	Municipal Transit	TRANSIT DRIVER PART-TIME	23,517	679	125	24,321	-	1,871	-	2,776	28,968
16	57070	Municipal Transit	TRANSIT DRIVER PART-TIME	23,517	679	125	24,321	-	1,871	-	2,776	28,968
17	57070	Municipal Transit	TRANSIT DRIVER PART-TIME	23,517	679	-	24,196	-	1,862	-	2,776	28,834
18	57070	Municipal Transit	TRANSIT DRIVER ON-CALL	13,170	679	-	13,849	-	1,070	-	-	14,919
19	57070	Municipal Transit	TRANSIT DRIVER ON-CALL	13,170	679	-	13,849	-	1,070	-	-	14,919
20	57070	Municipal Transit	TRANSIT DRIVER ON-CALL	13,170	679	-	13,849	-	1,070	-	-	14,919
21	57070	Municipal Transit	TRANSIT DRIVER ON-CALL	13,170	679	-	13,849	-	1,862	-	-	15,711

Count	Org	Org Name	Position	Annual Base	Overtime	Other	Total Direct	Assoicated Payroll Costs: PTO Buy	Taxes	Health Insurance	PERA	Total Cost
22	57070	Municipal Transit	TRANSIT DRIVER ON-CALL	13,170	679	-	13,849	-	1,862	-	-	15,711
23	57070	Municipal Transit	TRANSIT DRIVER ON-CALL	13,170	679	-	13,849	-	1,862	-	-	15,711
24	57070	Municipal Transit	TRANSIT DRIVER ON-CALL	13,170	679	-	13,849	-	1,862	-	-	15,711
25	57070	Municipal Transit	TRANSIT DRIVER ON-CALL	13,170	679	-	13,849	-	1,862	-	-	15,711
26	57070	Municipal Transit	TRANSIT DRIVER ON-CALL	13,170	679	-	13,849	-	1,811	-	-	15,660
				769,558	14,333	6,330	790,221	-	61,932	177,724	76,839	1,106,716
1	70000	Water	DIRECTOR OF UTILITIES	133,016	-	8,200	141,216	-	10,814	28,206	13,036	193,272
2	70000	Water	DEPUTY DIRECTOR OF UTILITIES	110,677	-	7,482	118,159	-	8,768	12,487	13,061	152,475
3	70000	Water	WATER MAINTENANCE SUPERVISOR	80,018	20,197	1,000	101,215	-	7,728	359	9,443	118,745
4	70000	Water	WATER/WW SUPERINTENDENT	85,447	3,081	1,000	89,528	-	9,875	12,628	14,689	126,720
5	70000	Water	WATER MAINTENANCE SUPERVISOR	70,138	17,703	1,000	88,841	-	6,589	345	8,277	104,052
6	70000	Water	FOREMAN	61,714	13,352	1,550	76,616	-	5,351	21,169	7,283	110,419
7	70000	Water	WAREHOUSE SUPERVISOR	68,828	1,241	1,000	71,069	-	4,897	21,169	8,123	105,258
8	70000	Water	WATER OPERATOR 3	60,487	8,724	1,550	70,761	-	5,104	12,473	7,138	95,476
9	70000	Water	METER READER REPRESENTATIVE	55,744	12,060	1,550	69,354	-	5,316	28,206	6,578	109,454
10	70000	Water	WATER FOREMAN 2	59,967	6,487	1,550	68,004	-	5,380	12,487	7,077	92,948
11	70000	Water	HEAVY EQUIPMENT OPERATOR 2	60,632	5,466	1,550	67,648	-	4,862	12,473	7,156	92,139
12	70000	Water	METER READER REPRESENTATIVE	54,184	11,773	1,550	67,507	-	4,827	12,473	6,394	91,201
13	70000	Water	METER READER REPRESENTATIVE	53,664	11,610	1,550	66,824	-	4,413	28,206	6,334	105,777
14	70000	Water	WATER OPERATOR 2	56,868	8,202	1,550	66,620	-	5,099	359	6,712	78,790
15	70000	Water	WATER OPERATOR 2	56,327	8,124	1,550	66,001	-	4,779	12,473	6,648	89,901
16	70000	Water	WATER OPERATOR 2	56,327	8,124	1,550	66,001	-	4,381	28,192	6,648	105,222
17	70000	Water	METER READER REPRESENTATIVE	52,104	11,273	1,550	64,927	-	4,677	12,487	6,150	88,241
18	70000	Water	HEAVY EQUIPMENT OPERATOR 1	53,144	4,791	1,550	59,485	-	4,209	12,473	6,272	82,439
19	70000	Water	WATER OPERATOR APPRENTICE	49,775	7,179	1,550	58,504	-	4,487	28,206	5,874	97,071
20	70000	Water	CARETAKER	52,250	3,768	1,550	57,568	-	3,700	28,206	6,166	95,640
21	70000	Water	WAREHOUSE CLERK	54,538	984	1,550	57,072	-	3,872	21,169	6,436	88,549
22	70000	Water	EXECUTIVE SECRETARY	56,680	-	250	56,930	-	3,889	21,169	6,689	88,677
23	70000	Water	WATER/WASTE WATER OPERATOR APP	42,495	6,129	1,550	50,174	-	3,538	12,473	5,015	71,200
24	70000	Water	SECRETARY	48,880	-	250	49,130	-	3,710	359	5,769	58,968
25	70000	Water	WATER OPERATOR APPRENTICE	37,212	5,367	1,550	44,129	-	3,386	12,473	4,392	64,380
26	70000	Water	WATER OPERATOR APPRENTICE	37,212	5,367	1,550	44,129	-	3,386	28,192	4,392	80,099
				1,608,328	181,002	48,082	1,837,412	-	137,037	420,912	191,752	2,587,113
1	70001	Waste Water	WATER/WW SUPERINTENDENT	95,992	3,462	1,000	100,454	-	7,415	12,473	11,328	131,670
2	70001	Waste Water	WATER/WASTE WATER FOREMAN	67,122	1,937	1,550	70,609	-	4,935	21,169	7,921	104,634
3	70001	Waste Water	WATER/WASTE WATER OPERATOR 4	64,335	1,856	1,550	67,741	-	4,893	12,473	7,592	92,699
4	70001	Waste Water	WATER/WASTE WATER FOREMAN 3	62,130	1,793	1,550	65,473	-	4,738	12,473	7,332	90,016
5	70001	Waste Water	WATER/WASTE WATER OPERATOR 4	61,111	1,763	1,550	64,424	-	4,940	12,473	7,212	89,049
6	70001	Waste Water	WATER/WASTE WATER OPERATOR 2	58,948	1,701	1,550	62,199	-	4,488	12,487	6,956	86,130
7	70001	Waste Water	WATER/WASTE WATER OPERATOR 2	57,845	1,669	1,550	61,064	-	3,959	28,206	6,826	100,055
8	70001	Waste Water	WATER/WASTE WATER OPERATOR 2	57,804	1,668	1,550	61,022	-	4,006	28,206	6,821	100,055
9	70001	Waste Water	EXECUTIVE SECRETARY	57,762	-	250	58,012	-	4,307	345	6,817	69,481
10	70001	Waste Water	CARETAKER	49,837	-	1,550	51,387	-	3,934	359	5,882	61,562
				632,886	15,849	13,650	662,385	-	47,615	140,664	74,687	925,351

								Assoicated Payroll Costs				
Count	Org	Org Name	Position	Annual Base	Overtime	Other	Total Direct	PTO Buy	Taxes	Health Insurance	PERA	Total Cost
1	70002	Double Eagle	WATER MAINTENANCE SUPERVISOR	75,005	16,227	1,000	92,232	-	6,433	28,206	8,852	135,723
2	70002	Double Eagle	WATER/WASTE WATER FOREMAN 3	62,442	9,006	1,550	72,998	-	5,295	12,473	7,369	98,135
3	70002	Double Eagle	WATER/WASTE WATER OPERATOR 3	61,922	8,931	1,550	72,403	-	5,053	28,192	7,308	112,956
4	70002	Double Eagle	WATER/WASTE WATER OPERATOR 2	61,527	8,874	1,550	71,951	-	5,488	345	7,261	85,045
5	70002	Double Eagle	HEAVY EQUIPMENT OPERATOR 2	58,324	8,412	1,550	68,286	-	4,683	21,169	6,883	101,021
6	70002	Double Eagle	WATER/WASTE WATER OPERATOR 2	56,868	8,202	1,550	66,620	-	4,472	28,192	6,712	105,996
7	70002	Double Eagle	WATER/WASTE WATER OPERATOR 2	56,327	8,124	1,550	66,001	-	4,563	28,192	6,648	105,404
8	70002	Double Eagle	WATER/WASTE WATER OPERATOR 2	56,327	8,124	1,550	66,001	-	4,552	21,169	6,648	98,370
				488,742	75,900	11,850	576,492	-	40,539	167,938	57,681	842,650
1	70003	Collection System	WATER MAINTENANCE SUPERVISOR	69,181	7,484	1,000	77,665	-	5,944	345	8,164	92,118
2	70003	Collection System	UTILITY SURVEYOR	68,245	7,383	1,000	76,628	-	5,774	345	8,053	90,800
3	70003	Collection System	WATER/WASTE WATER FOREMAN	67,351	7,286	1,550	76,187	-	5,389	28,192	7,949	117,717
4	70003	Collection System	HEAVY EQUIPMENT OPERATOR 2	58,948	8,502	1,550	69,000	-	4,634	28,206	6,956	108,796
5	70003	Collection System	WATER/WASTE WATER OPERATOR 2	56,909	8,208	1,550	66,667	-	4,830	12,473	6,716	90,686
6	70003	Collection System	WATER/WASTE WATER OPERATOR 1	46,988	6,777	1,550	55,315	-	3,863	12,473	5,545	77,196
7	70003	Collection System	WATER/WASTE WATER OPERATOR APP	37,212	5,366	1,300	43,878	-	3,368	12,473	4,392	64,111
				404,834	51,006	9,500	465,340	-	33,802	94,507	47,775	641,424
1	70004	Lab Environmental Services	WATER/WW SUPERINTENDENT	97,448	-	1,000	98,448	-	6,889	28,192	11,499	145,028
2	70004	Lab Environmental Services	SENIOR LAB TECH	73,424	2,118	1,550	77,092	-	5,272	28,206	8,665	119,235
3	70004	Lab Environmental Services	LAB TECH	69,639	2,009	1,550	73,198	-	5,133	21,169	8,218	107,718
				240,511	4,127	4,100	248,738	-	17,294	77,567	28,382	371,981
1	72030	Solid Waste Disposal	SUPERINTENDENT	88,026	3,174	1,000	92,200	-	6,562	21,169	10,388	130,319
2	72030	Solid Waste Disposal	SOLID WASTE SUPERVISOR	67,559	7,796	1,000	76,355	-	5,121	28,206	7,973	117,655
3	72030	Solid Waste Disposal	SOLID WASTE SUPERVISOR	63,004	7,270	1,000	71,274	-	5,182	12,473	7,435	96,364
4	72030	Solid Waste Disposal	ARC DRIVER	60,813	2,946	1,550	65,309	-	4,819	28,206	6,885	105,219
5	72030	Solid Waste Disposal	ARC DRIVER	59,642	2,889	1,550	64,081	-	4,092	28,206	6,753	103,132
6	72030	Solid Waste Disposal	ARC DRIVER	58,494	2,833	1,550	62,877	-	4,333	12,473	6,623	86,306
7	72030	Solid Waste Disposal	ARC DRIVER	58,494	2,833	1,550	62,877	-	4,357	12,473	6,623	86,330
8	72030	Solid Waste Disposal	ARC DRIVER	57,388	2,780	1,550	61,718	-	3,843	28,206	6,498	100,265
9	72030	Solid Waste Disposal	ARC DRIVER	57,388	2,780	1,550	61,718	-	4,254	12,473	6,498	84,943
10	72030	Solid Waste Disposal	ARC DRIVER	57,388	2,780	1,550	61,718	-	4,254	12,473	6,498	84,943
11	72030	Solid Waste Disposal	ARC DRIVER	57,388	2,780	1,550	61,718	-	3,881	28,206	6,498	100,303
12	72030	Solid Waste Disposal	ARC DRIVER	56,846	2,754	1,550	61,150	-	4,016	21,169	6,436	92,771
13	72030	Solid Waste Disposal	ARC DRIVER	56,304	2,727	1,550	60,581	-	4,189	12,473	6,375	83,618
14	72030	Solid Waste Disposal	ARC DRIVER	56,304	2,727	1,550	60,581	-	4,419	345	6,375	71,720
15	72030	Solid Waste Disposal	ARC DRIVER	56,304	2,727	1,550	60,581	-	3,743	28,192	6,375	98,891
16	72030	Solid Waste Disposal	ARC DRIVER	56,304	2,727	1,550	60,581	-	3,750	28,206	6,375	98,912
17	72030	Solid Waste Disposal	ARC DRIVER	55,003	2,664	1,550	59,217	-	4,343	359	6,228	70,147
18	72030	Solid Waste Disposal	CONTAINER MAINTENANCE	55,848	-	1,550	57,398	-	4,120	12,473	6,590	80,581
19	72030	Solid Waste Disposal	CODE ENFORCEMENT OFFICER	56,285	-	1,000	57,285	-	4,386	345	6,642	68,658
20	72030	Solid Waste Disposal	ARC DRIVER	51,751	2,507	1,550	55,808	-	3,642	21,169	5,859	86,478
21	72030	Solid Waste Disposal	ARC DRIVER	51,751	2,507	1,550	55,808	-	4,119	-	5,859	65,786

								Assoicated Payroll Costs				
Count	Org	Org Name	Position	Annual Base	Overtime	Other	Total Direct	PTO Buy	Taxes	Health Insurance	PERA	Total Cost
22	72030	Solid Waste Disposal	SOLID WASTE COORDINATOR	54,496	-	250	54,746	-	4,139	359	6,431	65,675
23	72030	Solid Waste Disposal	ARC DRIVER	50,667	2,454	1,550	54,671	-	3,500	21,169	5,737	85,077
24	72030	Solid Waste Disposal	SOLID WASTE ATTENDANT	49,837	2,516	1,550	53,903	-	3,498	28,206	5,882	91,489
25	72030	Solid Waste Disposal	CONTAINER MAINTENANCE ASST	49,463	-	1,550	51,013	-	3,410	28,192	5,838	88,453
26	72030	Solid Waste Disposal	SOLID WASTE ATTENDANT	44,408	2,242	1,550	48,200	-	3,671	345	5,241	57,457
				1,487,155	69,413	36,800	1,593,368	-	109,643	427,566	170,915	2,301,492
559				31,512,260	3,143,264	646,062	35,301,586	103,206	2,498,887	7,501,520	4,802,693	50,207,892

Org	Org Name	Object	Account Description	FY20 Budget	FY21	Increase (Decrease)	%
10110	Mayor & Council	61200	ConProf-General	-	6,000	6,000	
10110	Mayor & Council	63300	Fees-Public Notices	-	2,000	2,000	
10110	Mayor & Council	64475	Ops-Material & Supplies	-	2,500	2,500	
10110	Mayor & Council	64800	Ops-Uniforms	-	500	500	
10110	Mayor & Council	66000	Empl-Dues & Subscriptions	-	4,000	4,000	
10110	Mayor & Council	66100	Empl-Training	-	500	500	
10110	Mayor & Council	66200	Empl-Per Diem	-	1,500	1,500	
10110	Mayor & Council	66300	Empl-Mileage	-	1,500	1,500	
10111	Executive & Legislative	61000	ConProf-Advertising	4,000	4,000	-	0%
10111	Executive & Legislative	61200	ConProf-General	741,563	860,563	119,000	16%
10111	Executive & Legislative	61650	ConProf-Oil & Gas	50,000	50,000	-	0%
10111	Executive & Legislative	61700	ConProf-Outside Agencies	823,414	-	(823,414)	-100%
10111	Executive & Legislative	63100	Fees-Filing	9,300	9,300	-	0%
10111	Executive & Legislative	64475	Ops-Material & Supplies	30,200	58,000	27,800	92%
10111	Executive & Legislative	64600	Ops-Postage & Shipping	1,000	1,000	-	0%
10111	Executive & Legislative	64625	Ops-Property Tax	29,998	29,998	-	0%
10111	Executive & Legislative	64675	Ops-Safety Train / Supplies	10,000	10,000	-	0%
10111	Executive & Legislative	64800	Ops-Uniforms	700	700	-	0%
10111	Executive & Legislative	64825	Ops-Vehicle	2,100	2,100	-	0%
10111	Executive & Legislative	65000	Maint-Building	100	100	-	0%
10111	Executive & Legislative	65550	Maint-Vehicle	1,000	1,000	-	0%
10111	Executive & Legislative	66000	Empl-Dues & Subscriptions	85,000	74,200	(10,800)	-13%
10111	Executive & Legislative	66100	Empl-Training	4,000	4,000	-	0%
10111	Executive & Legislative	66200	Empl-Per Diem	6,900	6,900	-	0%
10111	Executive & Legislative	66500	Empl-Personnel	400	400	-	0%
10111	Executive & Legislative	67400	Util-Telephone & Communication	200	200	-	0%
10112	Judicial	61200	ConProf-General	37,000	40,000	3,000	8%
10112	Judicial	64475	Ops-Material & Supplies	14,214	10,500	(3,714)	-26%
10112	Judicial	64600	Ops-Postage & Shipping	3,200	3,200	-	0%
10112	Judicial	64800	Ops-Uniforms	1,000	1,000	-	0%
10112	Judicial	64825	Ops-Vehicle	400	400	-	0%
10112	Judicial	65000	Maint-Building	2,000	2,000	-	0%
10112	Judicial	65050	Maint-Equipment	2,000	2,000	-	0%
10112	Judicial	66000	Empl-Dues & Subscriptions	2,100	2,100	-	0%
10112	Judicial	66100	Empl-Training	5,000	5,000	-	0%
10112	Judicial	66200	Empl-Per Diem	5,000	5,000	-	0%
10112	Judicial	66300	Empl-Mileage	3,000	3,000	-	0%
10112	Judicial	66400	Empl-Transportation	3,000	3,000	-	0%
10112	Judicial	66500	Empl-Personnel	300	300	-	0%
10112	Judicial	67400	Util-Telephone & Communication	4,000	4,000	-	0%
10113	City Clerk	61200	ConProf-General	-	30,750	30,750	

Org	Org Name	Object	Account Description	FY20 Budget	FY21	Increase (Decrease)	%
10113	City Clerk	64475	Ops-Material & Supplies	-	5,000	5,000	
10113	City Clerk	66000	Empl-Dues & Subscriptions	-	800	800	
10114	Human Resources	61200	ConProf-General	1,500	1,500	-	0%
10114	Human Resources	63000	Fees-Bank Charges	600	600	-	0%
10114	Human Resources	64475	Ops-Material & Supplies	4,100	7,000	2,900	71%
10114	Human Resources	64600	Ops-Postage & Shipping	200	600	400	200%
10114	Human Resources	64700	Ops-Service Awards	200	200	-	0%
10114	Human Resources	64800	Ops-Uniforms	100	100	-	0%
10114	Human Resources	66000	Empl-Dues & Subscriptions	1,000	1,000	-	0%
10114	Human Resources	66100	Empl-Training	500	500	-	0%
10114	Human Resources	66200	Empl-Per Diem	200	200	-	0%
10114	Human Resources	66300	Empl-Mileage	100	100	-	0%
10114	Human Resources	66500	Empl-Personnel	200	200	-	0%
10115	Finance-Admin	61200	ConProf-General	388,000	407,000	19,000	5%
10115	Finance-Admin	63100	Fees-Filing	2,600	2,600	-	0%
10115	Finance-Admin	63225	Fees-NMTRD GRTR	774,600	-	(774,600)	-100%
10115	Finance-Admin	63250	Fees-Penalties & Fines	2,700	2,700	-	0%
10115	Finance-Admin	64025	Ops-Bank Charges	500	500	-	0%
10115	Finance-Admin	64200	Ops-Finance Charges	8,000	8,000	-	0%
10115	Finance-Admin	64475	Ops-Material & Supplies	55,500	53,000	(2,500)	-5%
10115	Finance-Admin	64600	Ops-Postage & Shipping	30,400	30,400	-	0%
10115	Finance-Admin	64800	Ops-Uniforms	200	200	-	0%
10115	Finance-Admin	64825	Ops-Vehicle	200	200	-	0%
10115	Finance-Admin	65000	Maint-Building	2,900	2,900	-	0%
10115	Finance-Admin	65050	Maint-Equipment	100	100	-	0%
10115	Finance-Admin	65550	Maint-Vehicle	100	100	-	0%
10115	Finance-Admin	66000	Empl-Dues & Subscriptions	400	400	-	0%
10115	Finance-Admin	66100	Empl-Training	4,800	4,800	-	0%
10115	Finance-Admin	66200	Empl-Per Diem	500	500	-	0%
10115	Finance-Admin	66500	Empl-Personnel	900	900	-	0%
10115	Finance-Admin	67100	Util-Electric	35,800	35,800	-	0%
10115	Finance-Admin	67400	Util-Telephone & Communication	37,400	37,400	-	0%
10116	Finance-Cashiers	64475	Ops-Material & Supplies	-	5,500	5,500	
10117	Information Technology	61200	ConProf-General	204,230	204,230	-	0%
10117	Information Technology	64115	Ops-Comp Hardware/Software	300,000	300,000	-	0%
10117	Information Technology	64475	Ops-Material & Supplies	31,000	31,000	-	0%
10117	Information Technology	64600	Ops-Postage & Shipping	30	30	-	0%
10117	Information Technology	64825	Ops-Vehicle	200	200	-	0%
10117	Information Technology	64990	Ops-Misc	4,689	-	(4,689)	-100%
10117	Information Technology	65550	Maint-Vehicle	200	200	-	0%
10117	Information Technology	66100	Empl-Training	4,350	4,350	-	0%

Org	Org Name	Object	Account Description	FY20 Budget	FY21	Increase (Decrease)	%
10117	Information Technology	66200	Empl-Per Diem	180	180	-	0%
10117	Information Technology	66500	Empl-Personnel	100	100	-	0%
10117	Information Technology	67400	Util-Telephone & Communication	17,500	17,500	-	0%
10119	GRTR Fees	63225	Fees-NMTRD GRTR	-	486,000	486,000	
10120	PD - Admin	61000	ConProf-Advertising	1,000	1,000	-	0%
10120	PD - Admin	61200	ConProf-General	659,995	730,000	70,005	11%
10120	PD - Admin	61525	ConProf-Investigations	10,000	10,000	-	0%
10120	PD - Admin	64100	Ops-Canine Supplies	10,000	10,000	-	0%
10120	PD - Admin	64475	Ops-Material & Supplies	71,200	71,200	-	0%
10120	PD - Admin	64525	Ops-Police Supplies	417,857	410,050	(7,807)	-2%
10120	PD - Admin	64600	Ops-Postage & Shipping	4,700	4,700	-	0%
10120	PD - Admin	64650	Ops-Recruitment	10,000	10,000	-	0%
10120	PD - Admin	64800	Ops-Uniforms	60,000	60,000	-	0%
10120	PD - Admin	64825	Ops-Vehicle	179,000	179,000	-	0%
10120	PD - Admin	65000	Maint-Building	55,000	55,000	-	0%
10120	PD - Admin	65050	Maint-Equipment	61,000	61,000	-	0%
10120	PD - Admin	65550	Maint-Vehicle	119,000	119,000	-	0%
10120	PD - Admin	66000	Empl-Dues & Subscriptions	9,650	9,650	-	0%
10120	PD - Admin	66100	Empl-Training	72,100	72,100	-	0%
10120	PD - Admin	66200	Empl-Per Diem	30,000	30,000	-	0%
10120	PD - Admin	66400	Empl-Transportation	2,000	2,000	-	0%
10120	PD - Admin	66500	Empl-Personnel	15,000	15,000	-	0%
10120	PD - Admin	67100	Util-Electric	56,000	56,000	-	0%
10120	PD - Admin	67400	Util-Telephone & Communication	54,000	54,000	-	0%
10130	Fire - Admin	61200	ConProf-General	64,463	64,463	-	0%
10130	Fire - Admin	64130	Ops-COVID19	30,000	100,000	70,000	233%
10130	Fire - Admin	64225	Ops-Fire EMS	156,286	122,125	(34,161)	-22%
10130	Fire - Admin	64275	Ops-Fire HAZ-MAT	7,000	7,000	-	0%
10130	Fire - Admin	64300	Ops-Fire Prevention	133,100	8,000	(125,100)	-94%
10130	Fire - Admin	64475	Ops-Material & Supplies	328,900	328,900	-	0%
10130	Fire - Admin	64575	Ops-PPE	-	115,100	115,100	
10130	Fire - Admin	64600	Ops-Postage & Shipping	2,100	2,100	-	0%
10130	Fire - Admin	64800	Ops-Uniforms	60,000	70,000	10,000	17%
10130	Fire - Admin	64825	Ops-Vehicle	88,700	88,700	-	0%
10130	Fire - Admin	65000	Maint-Building	52,800	52,800	-	0%
10130	Fire - Admin	65050	Maint-Equipment	35,700	35,700	-	0%
10130	Fire - Admin	65550	Maint-Vehicle	126,500	120,000	(6,500)	-5%
10130	Fire - Admin	66000	Empl-Dues & Subscriptions	6,300	6,300	-	0%
10130	Fire - Admin	66100	Empl-Training	52,000	52,000	-	0%
10130	Fire - Admin	66200	Empl-Per Diem	34,800	34,800	-	0%
10130	Fire - Admin	66400	Empl-Transportation	1,000	1,000	-	0%

Org	Org Name	Object	Account Description	FY20 Budget	FY21	Increase (Decrease)	%
10130	Fire - Admin	66500	Empl-Personnel	10,200	10,200	-	0%
10130	Fire - Admin	67100	Util-Electric	68,700	30,000	(38,700)	-56%
10130	Fire - Admin	67200	Util-Gas	-	8,700	8,700	
10130	Fire - Admin	67400	Util-Telephone & Communication	28,700	28,700	-	0%
10130	Fire - Admin	67500	Util-Water	-	30,000	30,000	
10140	Community Development	61000	ConProf-Advertising	500	500	-	0%
10140	Community Development	61200	ConProf-General	53,300	53,300	-	0%
10140	Community Development	61900	ConProf-Misc	50,000	50,000	-	0%
10140	Community Development	64475	Ops-Material & Supplies	25,000	25,000	-	0%
10140	Community Development	64600	Ops-Postage & Shipping	200	200	-	0%
10140	Community Development	64825	Ops-Vehicle	100	100	-	0%
10140	Community Development	65150	Maint-Halagueno Arts Park	5,897	7,500	1,603	27%
10140	Community Development	65550	Maint-Vehicle	100	100	-	0%
10140	Community Development	66000	Empl-Dues & Subscriptions	900	900	-	0%
10140	Community Development	66100	Empl-Training	2,000	2,000	-	0%
10140	Community Development	66200	Empl-Per Diem	2,300	2,300	-	0%
10140	Community Development	66300	Empl-Mileage	1,500	1,500	-	0%
10140	Community Development	66400	Empl-Transportation	1,000	1,000	-	0%
10140	Community Development	66500	Empl-Personnel	100	100	-	0%
10140	Community Development	67100	Util-Electric	3,500	3,500	-	0%
10141	Library	61200	ConProf-General	17,200	17,200	-	0%
10141	Library	64075	Ops-Books	55,000	55,000	-	0%
10141	Library	64430	Ops-Library Grants	35,128	35,128	-	0%
10141	Library	64475	Ops-Material & Supplies	25,000	25,000	-	0%
10141	Library	64600	Ops-Postage & Shipping	4,500	4,500	-	0%
10141	Library	64800	Ops-Uniforms	200	200	-	0%
10141	Library	65000	Maint-Building	10,000	10,000	-	0%
10141	Library	65050	Maint-Equipment	4,500	4,500	-	0%
10141	Library	66000	Empl-Dues & Subscriptions	2,500	2,500	-	0%
10141	Library	66100	Empl-Training	500	500	-	0%
10141	Library	66200	Empl-Per Diem	500	500	-	0%
10141	Library	66500	Empl-Personnel	400	400	-	0%
10141	Library	67100	Util-Electric	49,900	49,900	-	0%
10141	Library	67400	Util-Telephone & Communication	6,300	6,300	-	0%
10142	Museum	61200	ConProf-General	17,700	17,700	-	0%
10142	Museum	64175	Ops-Exhibits	70,000	70,000	-	0%
10142	Museum	64475	Ops-Material & Supplies	11,300	11,300	-	0%
10142	Museum	64600	Ops-Postage & Shipping	100	100	-	0%
10142	Museum	65000	Maint-Building	8,000	8,000	-	0%
10142	Museum	65050	Maint-Equipment	100	100	-	0%
10142	Museum	65100	Maint-Fine Arts	10,000	10,000	-	0%

Org	Org Name	Object	Account Description	FY20 Budget	FY21	Increase (Decrease)	%
10142	Museum	66000	Empl-Dues & Subscriptions	2,500	2,500	-	0%
10142	Museum	66100	Empl-Training	600	600	-	0%
10142	Museum	66200	Empl-Per Diem	800	800	-	0%
10142	Museum	66500	Empl-Personnel	400	400	-	0%
10142	Museum	67400	Util-Telephone & Communication	2,000	2,000	-	0%
10143	Performing Arts Center	61200	ConProf-General	103,400	103,400	-	0%
10143	Performing Arts Center	64475	Ops-Material & Supplies	1,000	1,000	-	0%
10143	Performing Arts Center	65000	Maint-Building	10,000	10,000	-	0%
10143	Performing Arts Center	65050	Maint-Equipment	2,000	2,000	-	0%
10143	Performing Arts Center	67100	Util-Electric	40,000	40,000	-	0%
10144	Airport	61200	ConProf-General	16,200	16,200	-	0%
10144	Airport	63300	Fees-Public Notices	200	200	-	0%
10144	Airport	64475	Ops-Material & Supplies	2,800	2,800	-	0%
10144	Airport	64600	Ops-Postage & Shipping	200	200	-	0%
10144	Airport	64800	Ops-Uniforms	1,000	1,000	-	0%
10144	Airport	64825	Ops-Vehicle	11,000	11,000	-	0%
10144	Airport	65000	Maint-Building	2,800	2,800	-	0%
10144	Airport	65050	Maint-Equipment	17,048	17,048	-	0%
10144	Airport	65550	Maint-Vehicle	1,700	1,700	-	0%
10144	Airport	66000	Empl-Dues & Subscriptions	200	200	-	0%
10144	Airport	66100	Empl-Training	800	800	-	0%
10144	Airport	66200	Empl-Per Diem	500	500	-	0%
10144	Airport	66500	Empl-Personnel	900	900	-	0%
10144	Airport	67000	Util-Airfield Lightening	14,500	14,500	-	0%
10144	Airport	67100	Util-Electric	31,200	31,200	-	0%
10144	Airport	67400	Util-Telephone & Communication	1,700	1,700	-	0%
10145	Riverwalk Recreation	61200	ConProf-General	4,200	4,200	-	0%
10145	Riverwalk Recreation	64475	Ops-Material & Supplies	46,450	46,450	-	0%
10145	Riverwalk Recreation	64800	Ops-Uniforms	1,000	1,000	-	0%
10145	Riverwalk Recreation	64825	Ops-Vehicle	500	500	-	0%
10145	Riverwalk Recreation	65000	Maint-Building	25,000	25,000	-	0%
10145	Riverwalk Recreation	65050	Maint-Equipment	10,000	10,000	-	0%
10145	Riverwalk Recreation	65550	Maint-Vehicle	500	500	-	0%
10145	Riverwalk Recreation	66000	Empl-Dues & Subscriptions	300	300	-	0%
10145	Riverwalk Recreation	66100	Empl-Training	1,000	1,000	-	0%
10145	Riverwalk Recreation	66300	Empl-Mileage	500	500	-	0%
10145	Riverwalk Recreation	66500	Empl-Personnel	500	500	-	0%
10145	Riverwalk Recreation	67100	Util-Electric	54,000	54,000	-	0%
10145	Riverwalk Recreation	67400	Util-Telephone & Communication	3,800	3,800	-	0%
10146	Golf	61200	ConProf-General	426,000	490,000	64,000	15%
10146	Golf	63250	Fees-Penalties & Fines	100	100	-	0%

Org	Org Name	Object	Account Description	FY20 Budget	FY21	Increase (Decrease)	%
10146	Golf	64475	Ops-Material & Supplies	47,400	47,400	-	0%
10146	Golf	64800	Ops-Uniforms	700	700	-	0%
10146	Golf	64825	Ops-Vehicle	8,800	8,800	-	0%
10146	Golf	65000	Maint-Building	6,700	6,700	-	0%
10146	Golf	65050	Maint-Equipment	12,800	12,800	-	0%
10146	Golf	65500	Maint-Turf	96,000	96,000	-	0%
10146	Golf	65550	Maint-Vehicle	2,200	2,200	-	0%
10146	Golf	66000	Empl-Dues & Subscriptions	700	700	-	0%
10146	Golf	66100	Empl-Training	1,000	1,000	-	0%
10146	Golf	66200	Empl-Per Diem	300	300	-	0%
10146	Golf	66500	Empl-Personnel	1,000	1,000	-	0%
10146	Golf	67100	Util-Electric	45,000	45,000	-	0%
10146	Golf	67400	Util-Telephone & Communication	3,600	3,600	-	0%
10147	Water Park	61000	ConProf-Advertising	1,000	1,000	-	0%
10147	Water Park	61200	ConProf-General	9,500	9,500	-	0%
10147	Water Park	64125	Ops-Concessions	5,000	5,000	-	0%
10147	Water Park	64475	Ops-Material & Supplies	29,000	29,000	-	0%
10147	Water Park	64800	Ops-Uniforms	3,400	3,400	-	0%
10147	Water Park	65000	Maint-Building	6,500	6,500	-	0%
10147	Water Park	65050	Maint-Equipment	15,000	15,000	-	0%
10147	Water Park	65300	Maint-Pool	25,000	25,000	-	0%
10147	Water Park	66100	Empl-Training	1,200	1,200	-	0%
10147	Water Park	66500	Empl-Personnel	500	500	-	0%
10147	Water Park	67100	Util-Electric	35,700	35,700	-	0%
10147	Water Park	67400	Util-Telephone & Communication	4,100	4,100	-	0%
10148	Sr. Rec - San Jose	61200	ConProf-General	1,270	1,270	-	0%
10148	Sr. Rec - San Jose	64475	Ops-Material & Supplies	10,000	10,000	-	0%
10148	Sr. Rec - San Jose	64825	Ops-Vehicle	300	300	-	0%
10148	Sr. Rec - San Jose	64875	Ops-Volunteer Recognition	6,250	6,250	-	0%
10148	Sr. Rec - San Jose	65000	Maint-Building	10,000	10,000	-	0%
10148	Sr. Rec - San Jose	65050	Maint-Equipment	600	600	-	0%
10148	Sr. Rec - San Jose	65550	Maint-Vehicle	3,900	3,900	-	0%
10148	Sr. Rec - San Jose	66000	Empl-Dues & Subscriptions	200	200	-	0%
10148	Sr. Rec - San Jose	66100	Empl-Training	1,200	1,200	-	0%
10148	Sr. Rec - San Jose	66200	Empl-Per Diem	200	200	-	0%
10148	Sr. Rec - San Jose	66500	Empl-Personnel	200	200	-	0%
10148	Sr. Rec - San Jose	67100	Util-Electric	16,900	16,900	-	0%
10148	Sr. Rec - San Jose	67400	Util-Telephone & Communication	3,900	3,900	-	0%
10149	Sr. Rec - N. Mesa	61200	ConProf-General	5,100	5,100	-	0%
10149	Sr. Rec - N. Mesa	64475	Ops-Material & Supplies	28,000	25,000	(3,000)	-11%
10149	Sr. Rec - N. Mesa	64800	Ops-Uniforms	300	300	-	0%

Org	Org Name	Object	Account Description	FY20 Budget	FY21	Increase (Decrease)	%
10149	Sr. Rec - N. Mesa	64825	Ops-Vehicle	100	100	-	0%
10149	Sr. Rec - N. Mesa	65000	Maint-Building	5,000	5,000	-	0%
10149	Sr. Rec - N. Mesa	65050	Maint-Equipment	3,500	3,500	-	0%
10149	Sr. Rec - N. Mesa	65550	Maint-Vehicle	100	100	-	0%
10149	Sr. Rec - N. Mesa	66100	Empl-Training	1,600	1,600	-	0%
10149	Sr. Rec - N. Mesa	66200	Empl-Per Diem	100	100	-	0%
10149	Sr. Rec - N. Mesa	66500	Empl-Personnel	600	600	-	0%
10149	Sr. Rec - N. Mesa	67100	Util-Electric	15,000	15,000	-	0%
10149	Sr. Rec - N. Mesa	67400	Util-Telephone & Communication	4,500	4,500	-	0%
10150	Sr. Rec - Pate	65000	Maint-Building	7,500	7,500	-	0%
10150	Sr. Rec - Pate	67100	Util-Electric	5,600	5,600	-	0%
10151	Facility Maintenance	61200	ConProf-General	58,700	58,700	-	0%
10151	Facility Maintenance	64475	Ops-Material & Supplies	28,000	28,000	-	0%
10151	Facility Maintenance	64600	Ops-Postage & Shipping	100	100	-	0%
10151	Facility Maintenance	64775	Ops-Tools & Equip	13,000	13,000	-	0%
10151	Facility Maintenance	64800	Ops-Uniforms	9,000	9,000	-	0%
10151	Facility Maintenance	64825	Ops-Vehicle	8,700	8,700	-	0%
10151	Facility Maintenance	65000	Maint-Building	54,393	54,393	-	0%
10151	Facility Maintenance	65050	Maint-Equipment	10,000	10,000	-	0%
10151	Facility Maintenance	65200	Maint-Leased Properties	103,162	108,162	5,000	5%
10151	Facility Maintenance	65550	Maint-Vehicle	6,000	6,000	-	0%
10151	Facility Maintenance	66000	Empl-Dues & Subscriptions	500	500	-	0%
10151	Facility Maintenance	66100	Empl-Training	1,000	1,000	-	0%
10151	Facility Maintenance	66200	Empl-Per Diem	1,600	1,600	-	0%
10151	Facility Maintenance	66500	Empl-Personnel	2,000	2,000	-	0%
10151	Facility Maintenance	67400	Util-Telephone & Communication	700	700	-	0%
10152	Streets	61900	ConProf-Misc	150,050	150,050	-	0%
10152	Streets	64475	Ops-Material & Supplies	140,000	140,000	-	0%
10152	Streets	64600	Ops-Postage & Shipping	100	100	-	0%
10152	Streets	64725	Ops-Street Signs & Markings	55,112	52,000	(3,112)	-6%
10152	Streets	64800	Ops-Uniforms	8,000	8,000	-	0%
10152	Streets	64825	Ops-Vehicle	60,000	60,000	-	0%
10152	Streets	65000	Maint-Building	2,000	2,000	-	0%
10152	Streets	65050	Maint-Equipment	137,000	107,000	(30,000)	-22%
10152	Streets	65550	Maint-Vehicle	40,000	40,000	-	0%
10152	Streets	66000	Empl-Dues & Subscriptions	500	500	-	0%
10152	Streets	66100	Empl-Training	1,200	1,200	-	0%
10152	Streets	66200	Empl-Per Diem	200	200	-	0%
10152	Streets	66300	Empl-Mileage	500	500	-	0%
10152	Streets	66500	Empl-Personnel	300	300	-	0%
10152	Streets	67100	Util-Electric	5,000	5,000	-	0%

Org	Org Name	Object	Account Description	FY20 Budget	FY21	Increase (Decrease)	%
10152	Streets	67300	Util-Street Lighting & Signals	450,000	450,000	-	0%
10152	Streets	67400	Util-Telephone & Communication	6,000	6,000	-	0%
10153	Parks	61200	ConProf-General	280,743	280,743	-	0%
10153	Parks	64425	Ops-Landscaping	120,000	120,000	-	0%
10153	Parks	64475	Ops-Material & Supplies	125,000	125,000	-	0%
10153	Parks	64480	Ops-Parks & Rec Board	8,000	8,000	-	0%
10153	Parks	64510	Ops-Pecos River Comm	24,000	24,000	-	0%
10153	Parks	64600	Ops-Postage & Shipping	100	100	-	0%
10153	Parks	64800	Ops-Uniforms	4,000	4,000	-	0%
10153	Parks	64825	Ops-Vehicle	26,800	26,800	-	0%
10153	Parks	65000	Maint-Building	10,000	10,000	-	0%
10153	Parks	65050	Maint-Equipment	16,300	16,300	-	0%
10153	Parks	65250	Maint-Pecos River Park	4,000	4,000	-	0%
10153	Parks	65450	Maint-Tennis Courts	1,320	1,320	-	0%
10153	Parks	65500	Maint-Turf	20,000	20,000	-	0%
10153	Parks	65550	Maint-Vehicle	6,000	6,000	-	0%
10153	Parks	66100	Empl-Training	3,000	3,000	-	0%
10153	Parks	66200	Empl-Per Diem	2,300	2,300	-	0%
10153	Parks	66500	Empl-Personnel	200	200	-	0%
10153	Parks	67100	Util-Electric	396,500	456,000	59,500	15%
10153	Parks	67400	Util-Telephone & Communication	2,700	2,700	-	0%
10154	Community Service	61200	ConProf-General	700	700	-	0%
10154	Community Service	64325	Ops-Graffiti Removal	4,000	4,000	-	0%
10154	Community Service	64475	Ops-Material & Supplies	21,000	21,000	-	0%
10154	Community Service	64775	Ops-Tools & Equip	2,800	2,800	-	0%
10154	Community Service	64800	Ops-Uniforms	3,200	3,200	-	0%
10154	Community Service	64825	Ops-Vehicle	9,700	9,700	-	0%
10154	Community Service	65000	Maint-Building	1,000	1,000	-	0%
10154	Community Service	65050	Maint-Equipment	1,300	1,300	-	0%
10154	Community Service	65550	Maint-Vehicle	1,100	1,100	-	0%
10154	Community Service	66100	Empl-Training	500	500	-	0%
10154	Community Service	66200	Empl-Per Diem	100	100	-	0%
10154	Community Service	66500	Empl-Personnel	200	200	-	0%
10154	Community Service	67400	Util-Telephone & Communication	1,400	1,400	-	0%
10155	Garage	61200	ConProf-General	23,100	23,100	-	0%
10155	Garage	64475	Ops-Material & Supplies	37,000	37,000	-	0%
10155	Garage	64600	Ops-Postage & Shipping	100	100	-	0%
10155	Garage	64775	Ops-Tools & Equip	2,800	2,800	-	0%
10155	Garage	64800	Ops-Uniforms	6,000	6,000	-	0%
10155	Garage	64825	Ops-Vehicle	8,000	8,000	-	0%
10155	Garage	65000	Maint-Building	5,600	5,600	-	0%

Org	Org Name	Object	Account Description	FY20 Budget	FY21	Increase (Decrease)	%
10155	Garage	65050	Maint-Equipment	1,800	1,800	-	0%
10155	Garage	65550	Maint-Vehicle	3,000	3,000	-	0%
10155	Garage	66100	Empl-Training	3,000	3,000	-	0%
10155	Garage	66200	Empl-Per Diem	100	100	-	0%
10155	Garage	66500	Empl-Personnel	300	300	-	0%
10155	Garage	67100	Util-Electric	27,300	27,300	-	0%
10155	Garage	67400	Util-Telephone & Communication	5,100	5,100	-	0%
10156	Electrical	61200	ConProf-General	2,400	2,400	-	0%
10156	Electrical	64475	Ops-Material & Supplies	23,500	23,500	-	0%
10156	Electrical	64800	Ops-Uniforms	2,000	2,000	-	0%
10156	Electrical	64825	Ops-Vehicle	11,900	11,900	-	0%
10156	Electrical	65000	Maint-Building	900	900	-	0%
10156	Electrical	65050	Maint-Equipment	200	200	-	0%
10156	Electrical	65550	Maint-Vehicle	5,000	5,000	-	0%
10156	Electrical	66000	Empl-Dues & Subscriptions	800	800	-	0%
10156	Electrical	66100	Empl-Training	2,500	2,500	-	0%
10156	Electrical	66200	Empl-Per Diem	100	100	-	0%
10156	Electrical	66500	Empl-Personnel	600	600	-	0%
10156	Electrical	67400	Util-Telephone & Communication	1,500	1,500	-	0%
10157	Construction	61200	ConProf-General	825	825	-	0%
10157	Construction	64475	Ops-Material & Supplies	26,000	26,000	-	0%
10157	Construction	64800	Ops-Uniforms	3,500	3,500	-	0%
10157	Construction	64825	Ops-Vehicle	14,000	14,000	-	0%
10157	Construction	65000	Maint-Building	900	900	-	0%
10157	Construction	65050	Maint-Equipment	4,100	4,100	-	0%
10157	Construction	65550	Maint-Vehicle	6,700	6,700	-	0%
10157	Construction	66000	Empl-Dues & Subscriptions	100	100	-	0%
10157	Construction	66500	Empl-Personnel	100	100	-	0%
10157	Construction	67400	Util-Telephone & Communication	1,400	1,400	-	0%
10158	Engineering Services	61200	ConProf-General	10,000	10,000	-	0%
10158	Engineering Services	63100	Fees-Filing	500	500	-	0%
10158	Engineering Services	64600	Ops-Postage & Shipping	1,000	1,000	-	0%
10158	Engineering Services	64800	Ops-Uniforms	750	750	-	0%
10158	Engineering Services	64825	Ops-Vehicle	10,000	10,000	-	0%
10158	Engineering Services	65050	Maint-Equipment	500	500	-	0%
10158	Engineering Services	65550	Maint-Vehicle	4,500	4,500	-	0%
10158	Engineering Services	66000	Empl-Dues & Subscriptions	3,750	3,750	-	0%
10158	Engineering Services	66100	Empl-Training	5,000	5,000	-	0%
10158	Engineering Services	66200	Empl-Per Diem	5,000	5,000	-	0%
10158	Engineering Services	66300	Empl-Mileage	1,000	1,000	-	0%
10158	Engineering Services	66400	Empl-Transportation	500	500	-	0%

Org	Org Name	Object	Account Description	FY20 Budget	FY21	Increase (Decrease)	%
10158	Engineering Services	66500	Empl-Personnel	300	300	-	0%
10160	Planning & Regulation	61200	ConProf-General	250,500	250,500	-	0%
10160	Planning & Regulation	61300	ConProf-Demolition Services	300,000	300,000	-	0%
10160	Planning & Regulation	63100	Fees-Filing	1,000	1,000	-	0%
10160	Planning & Regulation	64475	Ops-Material & Supplies	30,000	30,000	-	0%
10160	Planning & Regulation	64600	Ops-Postage & Shipping	3,800	3,800	-	0%
10160	Planning & Regulation	64800	Ops-Uniforms	400	400	-	0%
10160	Planning & Regulation	64825	Ops-Vehicle	5,000	5,000	-	0%
10160	Planning & Regulation	65000	Maint-Building	10,000	10,000	-	0%
10160	Planning & Regulation	65050	Maint-Equipment	300	300	-	0%
10160	Planning & Regulation	65550	Maint-Vehicle	3,000	3,000	-	0%
10160	Planning & Regulation	66000	Empl-Dues & Subscriptions	1,000	1,000	-	0%
10160	Planning & Regulation	66100	Empl-Training	4,500	4,500	-	0%
10160	Planning & Regulation	66200	Empl-Per Diem	6,500	6,500	-	0%
10160	Planning & Regulation	66300	Empl-Mileage	1,000	1,000	-	0%
10160	Planning & Regulation	66400	Empl-Transportation	500	500	-	0%
10160	Planning & Regulation	66500	Empl-Personnel	200	200	-	0%
10160	Planning & Regulation	67100	Util-Electric	18,700	18,700	-	0%
10160	Planning & Regulation	67400	Util-Telephone & Communication	19,300	19,300	-	0%
10161	Cemetery	61200	ConProf-General	409,250	409,250	-	0%
10161	Cemetery	64425	Ops-Landscaping	11,400	11,400	-	0%
10161	Cemetery	64475	Ops-Material & Supplies	10,000	10,000	-	0%
10161	Cemetery	65000	Maint-Building	300	300	-	0%
10161	Cemetery	65050	Maint-Equipment	100	100	-	0%
10161	Cemetery	66000	Empl-Dues & Subscriptions	370	370	-	0%
10161	Cemetery	66500	Empl-Personnel	100	100	-	0%
10161	Cemetery	67100	Util-Electric	108,500	108,500	-	0%
10161	Cemetery	67400	Util-Telephone & Communication	2,800	2,800	-	0%
20000	GRT Capital Outlay	63225	Fees-NMTRD GRTR	150,635	103,000	(47,635)	-32%
20101	Capital Projects	61100	ConProf-County Contribution	1,000,000	-	(1,000,000)	-100%
20202	Airport Improvements	61200	ConProf-General	29,000	29,000	-	0%
20202	Airport Improvements	64475	Ops-Material & Supplies	712	712	-	0%
20202	Airport Improvements	65900	Maint-Misc	45,000	119,735	74,735	166%
23030	Landfill-Closure	61350	ConProf-Engineering	10,000	10,000	-	0%
23030	Landfill-Closure	61600	ConProf-Methane Monitoring	25,000	25,000	-	0%
23030	Landfill-Closure	63200	Fees-Ground Water Sampling	43,000	43,000	-	0%
23030	Landfill-Closure	64375	Ops-Landfill Closure	11,000	11,000	-	0%
24040	Landfill-Construction	64400	Ops-Landfill Op & Equip	1,410,184	-	(1,410,184)	-100%
30000	Sports Complex	61200	ConProf-General	145,400	145,400	-	0%
30000	Sports Complex	63225	Fees-NMTRD GRTR	80,710	52,000	(28,710)	-36%
30000	Sports Complex	64425	Ops-Landscaping	-	10,000	10,000	

Org	Org Name	Object	Account Description	FY20 Budget	FY21	Increase (Decrease)	%
30000	Sports Complex	64475	Ops-Material & Supplies	44,013	44,000	(13)	0%
30000	Sports Complex	64775	Ops-Tools & Equip	4,342	4,342	-	0%
30000	Sports Complex	64800	Ops-Uniforms	3,700	3,700	-	0%
30000	Sports Complex	64825	Ops-Vehicle	13,500	13,500	-	0%
30000	Sports Complex	65000	Maint-Building	5,000	5,000	-	0%
30000	Sports Complex	65050	Maint-Equipment	27,000	27,000	-	0%
30000	Sports Complex	65500	Maint-Turf	64,000	64,000	-	0%
30000	Sports Complex	65550	Maint-Vehicle	1,000	1,000	-	0%
30000	Sports Complex	66100	Empl-Training	1,000	1,000	-	0%
30000	Sports Complex	66200	Empl-Per Diem	700	700	-	0%
30000	Sports Complex	66500	Empl-Personnel	500	500	-	0%
30000	Sports Complex	67100	Util-Electric	125,000	125,000	-	0%
30000	Sports Complex	67400	Util-Telephone & Communication	1,400	1,400	-	0%
32020	Streets Improvement	64990	Ops-Misc	80,000	80,000	-	0%
32020	Streets Improvement	65050	Maint-Equipment	10,000	10,000	-	0%
35050	Local Government Correction	62000	Prisoners-Per Diem	25,000	25,000	-	0%
35050	Local Government Correction	62100	Prisoners-Medical	500,000	500,000	-	0%
40101	Insurance	60200	Insur-Admin	20,000	20,000	-	0%
40101	Insurance	60205	Insur-Airport	4,500	4,500	-	0%
40101	Insurance	60210	Insur-Auto	118,309	118,309	-	0%
40101	Insurance	60215	Insur-Auto Damage	215,201	215,201	-	0%
40101	Insurance	60220	Insur-Claims Paid	200,000	200,000	-	0%
40101	Insurance	60225	Insur-Crime	2,109	2,109	-	0%
40101	Insurance	60230	Insur-EDP Equipment	9,374	9,374	-	0%
40101	Insurance	60235	Insur-Fine Arts	40,342	40,342	-	0%
40101	Insurance	60240	Insur-Fireworks	11,000	11,000	-	0%
40101	Insurance	60245	Insur-Inland Marine	21,807	21,807	-	0%
40101	Insurance	60250	Insur-Law Enforcement	111,627	111,627	-	0%
40101	Insurance	60255	Insur-Liability	215,201	215,201	-	0%
40101	Insurance	60270	Insur-Property	166,958	166,958	-	0%
40101	Insurance	60275	Insur-Public Officials & Epl	82,760	82,760	-	0%
40101	Insurance	60280	Insur-Unemployment Comp	2,000	2,000	-	0%
40101	Insurance	60285	Insur-Uninsured	130,000	130,000	-	0%
40202	Workers' Compensation	60100	WC-Admin	20,000	20,000	-	0%
40202	Workers' Compensation	60110	WC-Excess Policy Premium	225,000	225,000	-	0%
40202	Workers' Compensation	60120	WC-Expense	30,000	30,000	-	0%
40202	Workers' Compensation	60130	WC-Medical	160,000	160,000	-	0%
40202	Workers' Compensation	60140	WC-Settlement	100,000	100,000	-	0%
40202	Workers' Compensation	60150	WC-Weekly Benefits	100,000	100,000	-	0%
42020	Health Insurance	60200	Insur-Admin	50,000	50,000	-	0%
42020	Health Insurance	60220	Insur-Claims Paid	6,000,000	6,550,000	550,000	9%

Org	Org Name	Object	Account Description	FY20 Budget	FY21	Increase (Decrease)	%
52020	Law Enforcement Protection	64525	Ops-Police Supplies	59,000	62,000	3,000	5%
52020	Law Enforcement Protection	66100	Empl-Training	10,000	10,000	-	0%
55050	Beautification	61000	ConProf-Advertising	8,200	-	(8,200)	-100%
55050	Beautification	61200	ConProf-General	19,364	8,000	(11,364)	-59%
55050	Beautification	64475	Ops-Material & Supplies	15,700	15,000	(700)	-4%
55050	Beautification	66100	Empl-Training	1,840	-	(1,840)	-100%
55050	Beautification	66200	Empl-Per Diem	1,000	-	(1,000)	-100%
57070	Municipal Transit	61000	ConProf-Advertising	6,700	6,700	-	0%
57070	Municipal Transit	61200	ConProf-General	3,025	3,025	-	0%
57070	Municipal Transit	63100	Fees-Filing	200	200	-	0%
57070	Municipal Transit	64475	Ops-Material & Supplies	10,200	10,200	-	0%
57070	Municipal Transit	64600	Ops-Postage & Shipping	200	200	-	0%
57070	Municipal Transit	64800	Ops-Uniforms	2,000	2,000	-	0%
57070	Municipal Transit	64825	Ops-Vehicle	120,400	120,400	-	0%
57070	Municipal Transit	65000	Maint-Building	4,500	4,500	-	0%
57070	Municipal Transit	65050	Maint-Equipment	100	100	-	0%
57070	Municipal Transit	65550	Maint-Vehicle	32,600	32,600	-	0%
57070	Municipal Transit	66000	Empl-Dues & Subscriptions	800	800	-	0%
57070	Municipal Transit	66100	Empl-Training	2,000	2,000	-	0%
57070	Municipal Transit	66200	Empl-Per Diem	1,600	1,600	-	0%
57070	Municipal Transit	66500	Empl-Personnel	3,500	3,500	-	0%
57070	Municipal Transit	67100	Util-Electric	6,400	6,400	-	0%
57070	Municipal Transit	67400	Util-Telephone & Communication	5,000	5,000	-	0%
60000	LT-Promotional	68400	LT-Promo-City	504,065	-	(504,065)	-100%
60000	LT-Promotional	68700	LT-Promo-Outside	1,625,592	-	(1,625,592)	-100%
65000	LT-Non Promotional	68400	LT-NP-City	377,459	-	(377,459)	-100%
65000	LT-Non Promotional	68700	LT - NP-Outside	363,738	-	(363,738)	-100%
70000	Water	61000	ConProf-Advertising	100	100	-	0%
70000	Water	61200	ConProf-General	838,875	838,875	-	0%
70000	Water	63350	Fees-Water Conservation	83,800	83,800	-	0%
70000	Water	63400	Fees-Water Franchise	20,000	20,000	-	0%
70000	Water	64475	Ops-Material & Supplies	234,843	234,843	-	0%
70000	Water	64600	Ops-Postage & Shipping	19,900	19,900	-	0%
70000	Water	64800	Ops-Uniforms	14,500	14,500	-	0%
70000	Water	64825	Ops-Vehicle	66,200	66,200	-	0%
70000	Water	65000	Maint-Building	30,000	30,000	-	0%
70000	Water	65050	Maint-Equipment	84,100	84,100	-	0%
70000	Water	65350	Maint-Service Line	599,246	599,246	-	0%
70000	Water	65550	Maint-Vehicle	28,700	28,700	-	0%
70000	Water	66000	Empl-Dues & Subscriptions	3,400	3,400	-	0%
70000	Water	66100	Empl-Training	1,300	1,300	-	0%

Org	Org Name	Object	Account Description	FY20 Budget	FY21	Increase (Decrease)	%
70000	Water	66200	Empl-Per Diem	1,500	1,500	-	0%
70000	Water	66500	Empl-Personnel	200	200	-	0%
70000	Water	67100	Util-Electric	481,100	481,100	-	0%
70000	Water	67400	Util-Telephone & Communication	12,600	12,600	-	0%
70001	Waste Water	61000	ConProf-Advertising	100	100	-	0%
70001	Waste Water	61200	ConProf-General	80,550	45,550	(35,000)	-43%
70001	Waste Water	63300	Fees-Public Notices	1,008	1,008	-	0%
70001	Waste Water	64475	Ops-Material & Supplies	95,000	95,000	-	0%
70001	Waste Water	64600	Ops-Postage & Shipping	18,500	18,500	-	0%
70001	Waste Water	64800	Ops-Uniforms	3,300	3,300	-	0%
70001	Waste Water	64825	Ops-Vehicle	5,500	5,500	-	0%
70001	Waste Water	65000	Maint-Building	8,500	8,500	-	0%
70001	Waste Water	65050	Maint-Equipment	131,800	131,800	-	0%
70001	Waste Water	65550	Maint-Vehicle	1,200	1,200	-	0%
70001	Waste Water	66000	Empl-Dues & Subscriptions	1,600	1,600	-	0%
70001	Waste Water	66100	Empl-Training	2,700	2,700	-	0%
70001	Waste Water	66200	Empl-Per Diem	4,200	4,200	-	0%
70001	Waste Water	66500	Empl-Personnel	300	300	-	0%
70001	Waste Water	67100	Util-Electric	113,300	113,300	-	0%
70001	Waste Water	67400	Util-Telephone & Communication	4,500	4,500	-	0%
70002	Double Eagle	61000	ConProf-Advertising	100	100	-	0%
70002	Double Eagle	61200	ConProf-General	111,000	111,000	-	0%
70002	Double Eagle	64475	Ops-Material & Supplies	28,700	28,700	-	0%
70002	Double Eagle	64600	Ops-Postage & Shipping	200	200	-	0%
70002	Double Eagle	64800	Ops-Uniforms	2,800	2,800	-	0%
70002	Double Eagle	64825	Ops-Vehicle	34,200	34,200	-	0%
70002	Double Eagle	65050	Maint-Equipment	3,100	3,100	-	0%
70002	Double Eagle	65350	Maint-Service Line	52,000	52,000	-	0%
70002	Double Eagle	65550	Maint-Vehicle	12,500	12,500	-	0%
70002	Double Eagle	66000	Empl-Dues & Subscriptions	700	700	-	0%
70002	Double Eagle	66100	Empl-Training	2,500	2,500	-	0%
70002	Double Eagle	66200	Empl-Per Diem	100	100	-	0%
70002	Double Eagle	66500	Empl-Personnel	400	400	-	0%
70002	Double Eagle	67100	Util-Electric	71,500	71,500	-	0%
70002	Double Eagle	67400	Util-Telephone & Communication	2,700	2,700	-	0%
70003	Collection System	61000	ConProf-Advertising	100	100	-	0%
70003	Collection System	61200	ConProf-General	76,750	76,750	-	0%
70003	Collection System	61350	ConProf-Engineering	88,879	88,879	0	0%
70003	Collection System	64475	Ops-Material & Supplies	33,000	33,000	-	0%
70003	Collection System	64800	Ops-Uniforms	3,200	3,200	-	0%
70003	Collection System	64825	Ops-Vehicle	32,800	32,800	-	0%

Org	Org Name	Object	Account Description	FY20 Budget	FY21	Increase (Decrease)	%
70003	Collection System	65000	Maint-Building	500	500	-	0%
70003	Collection System	65050	Maint-Equipment	50,000	50,000	-	0%
70003	Collection System	65350	Maint-Service Line	14,000	14,000	-	0%
70003	Collection System	65550	Maint-Vehicle	25,000	25,000	-	0%
70003	Collection System	66000	Empl-Dues & Subscriptions	700	700	-	0%
70003	Collection System	66100	Empl-Training	2,600	2,600	-	0%
70003	Collection System	66200	Empl-Per Diem	1,600	1,600	-	0%
70003	Collection System	66500	Empl-Personnel	500	500	-	0%
70003	Collection System	67100	Util-Electric	58,000	58,000	-	0%
70003	Collection System	67400	Util-Telephone & Communication	2,200	2,200	-	0%
70004	Lab Environmental Services	61000	ConProf-Advertising	3,900	3,900	-	0%
70004	Lab Environmental Services	61200	ConProf-General	4,700	4,700	-	0%
70004	Lab Environmental Services	64475	Ops-Material & Supplies	25,000	25,000	-	0%
70004	Lab Environmental Services	64600	Ops-Postage & Shipping	1,500	1,500	-	0%
70004	Lab Environmental Services	64800	Ops-Uniforms	900	900	-	0%
70004	Lab Environmental Services	64825	Ops-Vehicle	1,400	1,400	-	0%
70004	Lab Environmental Services	65000	Maint-Building	500	500	-	0%
70004	Lab Environmental Services	65050	Maint-Equipment	1,000	1,000	-	0%
70004	Lab Environmental Services	65550	Maint-Vehicle	200	200	-	0%
70004	Lab Environmental Services	66000	Empl-Dues & Subscriptions	400	400	-	0%
70004	Lab Environmental Services	66100	Empl-Training	900	900	-	0%
70004	Lab Environmental Services	66200	Empl-Per Diem	1,000	1,000	-	0%
70004	Lab Environmental Services	66500	Empl-Personnel	100	100	-	0%
70004	Lab Environmental Services	67400	Util-Telephone & Communication	500	500	-	0%
72030	Solid Waste Disposal	61000	ConProf-Advertising	100	100	-	0%
72030	Solid Waste Disposal	61200	ConProf-General	20,700	20,700	-	0%
72030	Solid Waste Disposal	61500	ConProf-Household Hazardous Wa	60,000	60,000	-	0%
72030	Solid Waste Disposal	63225	Fees-NMTRD GRTR	40,750	27,000	(13,750)	-34%
72030	Solid Waste Disposal	64425	Ops-Landscaping	1,000	1,000	-	0%
72030	Solid Waste Disposal	64475	Ops-Material & Supplies	34,800	34,800	-	0%
72030	Solid Waste Disposal	64600	Ops-Postage & Shipping	18,600	18,600	-	0%
72030	Solid Waste Disposal	64750	Ops-SWD Containers	276,000	276,000	-	0%
72030	Solid Waste Disposal	64800	Ops-Uniforms	9,400	9,400	-	0%
72030	Solid Waste Disposal	64825	Ops-Vehicle	346,000	346,000	-	0%
72030	Solid Waste Disposal	65000	Maint-Building	2,000	2,000	-	0%
72030	Solid Waste Disposal	65050	Maint-Equipment	800	800	-	0%
72030	Solid Waste Disposal	65400	Maint-SWD Containers	68,000	68,000	-	0%
72030	Solid Waste Disposal	65550	Maint-Vehicle	278,600	278,600	-	0%
72030	Solid Waste Disposal	66000	Empl-Dues & Subscriptions	500	500	-	0%
72030	Solid Waste Disposal	66100	Empl-Training	2,600	2,600	-	0%
72030	Solid Waste Disposal	66200	Empl-Per Diem	800	800	-	0%

Org	Org Name	Object	Account Description	FY20 Budget	FY21	Increase (Decrease)	%
72030	Solid Waste Disposal	66500	Empl-Personnel	2,900	2,900	-	0%
72030	Solid Waste Disposal	67100	Util-Electric	400	400	-	0%
72030	Solid Waste Disposal	67400	Util-Telephone & Communication	1,700	1,700	-	0%
72031	Sandpoint Landfill	64400	Ops-Landfill Op & Equip	1,500,000	1,500,000	-	0%
75060	Special Museum	61200	ConProf-General	1,000	1,000	-	0%
75060	Special Museum	64475	Ops-Material & Supplies	10,000	10,000	-	0%
80001	Bonds-2009 W&S	69000	Debt-Principal	12,650,000	-	(12,650,000)	-100%
80001	Bonds-2009 W&S	69100	Debt-Interest	587,382	-	(587,382)	-100%
80001	Bonds-2009 W&S	69900	Debt-Misc	50,000	-	(50,000)	-100%
80202	Bonds-GRT Capital Outlay	69900	Debt-Misc	50,000	-	(50,000)	-100%
82020	NMFA-Governmental	69000	Debt-Principal	454,812	754,757	299,945	66%
82020	NMFA-Governmental	69100	Debt-Interest	109,064	143,812	34,748	32%
82020	NMFA-Governmental	69200	Debt-Loan Fees	213	-	(213)	-100%
85050	NMFA-Water & Sewer	69000	Debt-Principal	1,665,313	1,630,431	(34,882)	-2%
85050	NMFA-Water & Sewer	69100	Debt-Interest	582,691	543,273	(39,418)	-7%
85050	NMFA-Water & Sewer	69200	Debt-Loan Fees	-	74,297	74,297	
87070	NMFA-Solid Waste Disposal	69000	Debt-Principal	115,203	116,332	1,129	1%
87070	NMFA-Solid Waste Disposal	69100	Debt-Interest	11,004	9,760	(1,244)	-11%
90000	Permanent W&S	64025	Ops-Bank Charges	11,000	11,000	-	0%
95050	WIPP Accel Impact	64990	Ops-Misc	91,000	-	(91,000)	-100%
				50,595,736	31,994,663	(18,601,073)	-37%

LINKED MINUTES OF A REGULAR MEETING OF THE CITY COUNCIL OF THE CITY OF CARLSBAD, NEW MEXICO, HELD IN THE MUNICIPAL ANNEX BUILDING ON MAY 12, 2020 AT 6:00 P.M.

Present:	Dale Janway	Mayor
	Edward T. Rodriguez	Councilor
	Leo B. Estrada	Councilor
	Jason O. Chavez	Councilor
	Jason Shirley	Councilor
	Judith E. Waters	Councilor
	Wesley A. Carter	Councilor
	Mark C. Walterscheid	Councilor
Absent:	Lisa A. Anaya Flores	Councilor
Also Present:	John Lowe	City Administrator
	Eileen P. Riordan	City Attorney
	Nadine Mireles	City Clerk
	Ken Britt	Community Dev. Director
	Brent Griffith	IT Technician
	Jeff Patterson	Planning Director
	Shane Skinner	Police Chief

Time Stamps and headings below correspond to recording of meeting and the recording is hereby made a part of the official record.

0:00:00 **Call Meeting to Order**

0:00:05 Invocation – Pledge of Allegiance

0:00:28 **1. APPROVAL OF AGENDA**

0:00:32 **Motion**
The motion was made by Councilor Carter and seconded by Councilor Shirley to approve the Agenda

0:00:35 **Vote**
The vote was as follows: Yes -Waters, Walterscheid, Chavez, Carter, Estrada, Rodriguez, Shirley; No - None; Absent - Anaya Flores; the motion carried.

0:00:52 **2. ROUTINE AND REGULAR BUSINESS**

A. Minutes of the Regular City Council Meeting held on April 28, 2020
B. City Personnel Report
C. Purchasing

DRAFT

1) Consider Approval to Advertise Request for Proposal for Management of Carlsbad Adult Respite Facility

D. Contracts and Agreements
1) Consider Approval of Memorandum of Agreement between the City of Carlsbad, City of Artesia and Eddy County to joint file an Application to New Mexico Department of Transportation, Traffic Safety Division for funding the Community DWI Program

E. Monthly Reports
1) Human Resources Department April 2020
2) Municipal Court Department April 2020

F. Set Date: June 9, 2020
1) An Ordinance repealing and replacing the Lodger's Tax Ordinance

0:01:14 **Mayor Janway asked Mr. Britt to discuss Item C.1 Consider Approval to Advertise Request for Proposal for Management of Carlsbad Adult Respite Facility**
Mr. Britt explained the original contract for management of the Adult Respite Facility is set to expire at the end of May. He explained the city will go out for RFP for the operation and management of the facility.

0:02:10 **Motion**
The motion was made by Councilor Carter and seconded by Councilor Chavez to approve Routine and Regular Business

0:02:16 **Vote**
The vote was as follows: Yes -Waters, Walterscheid, Chavez, Carter, Estrada, Rodriguez, Shirley; No - None; Absent - Anaya Flores; the motion carried.

0:02:38 **3. CONSIDER APPROVAL AUTHORIZING THE SUBMISSION OF A BUREAU OF JUSTICE ASSISTANCE GRANT APPLICATION UNDER THE CORONAVIRUS EMERGENCY SUPPLEMENTAL FUNDING PROGRAM FOR THE CARLSBAD POLICE DEPARTMENT**
Mr. Lowe explained this is a request by the Police Department to submit a grant application to the Bureau of Justice for funding in the amount of $36,914. He explained if approved the funds will be used to contract for decontamination of its police units and the police station, for the purchase of additional Personnel Protective Equipment for its officers out in the field, and overtime costs associated with staff coverage directly related to Coronavirus.

0:03:20 **Motion**
The motion was made by Councilor Shirley and seconded by Councilor Estrada to approve authorizing the submission of a Bureau of Justice Assistance Grant Application under the Coronavirus Emergency Supplemental Funding Program for the Carlsbad Police Department

DRAFT

0:03:27 **Vote**
The vote was as follows: Yes -Waters, Walterscheid, Chavez, Carter, Estrada, Rodriguez, Shirley; No - None; Absent - Anaya Flores; the motion carried.

0:03:43 **4. CONSIDER APPROVAL TO ALLOW FOR MOBILE SALES (VENDING) OF SNOW CONES ON CITY PROPERTY BESIDE THE CARLSBAD WATERPARK, BY HAWAIIAN ISLAND HUT**

Mr. Patterson explained this request is to allow mobile vending on city owned property beside the Waterpark, by Hawaiian Island Hut. He explained the Planning Department recommends approval with the following conditions: the applicant shall not disturb the peace, the applicant shall limit vending from 10:00 a.m. to 8:00 p.m., and the applicant will need to provide a surety bond.

Councilor Rodriguez asked if the vendor is required to have their own trash can in the area. **Mr. Patterson** said yes.

0:06:15 **Motion**
The motion was made by Councilor Shirley and seconded by Councilor Waters to approve to allow for mobile sales (vending) of snow cones on City Property beside the Carlsbad Waterpark, by Hawaiian Island Hut

0:06:22 **Vote**
The vote was as follows: Yes -Waters, Walterscheid, Chavez, Carter, Estrada, Rodriguez, Shirley; No - None; Absent - Anaya Flores; the motion carried.

0:06:41 **5. CONSIDER APPROVAL OF AN APPEAL OF THE CERTIFIED FLOODPLAIN MANAGER'S DENIAL OF A FLOODPLAIN DEVELOPMENT PERMIT AND REQUEST FOR A VARIANCE FROM THE CITY'S FLOOD DAMAGE PREVENTION ORDINANCE, FOR PROPERTY LOCATED AT 1700 W RIVERSIDE DRIVE AND LOCATED IN FEMA FLOOD ZONE AE APPELLANT: CODY MAY/R12 CONSTRUCTION**

Mr. Patterson explained this is an appeal of the Certified Floodplain Manager's denial of a Floodplain Development Permit at 1700 W. Riverside Drive. He explained at this location the Base Flood Elevation (BFE) is approximately 3123.80 feet above sea level. He said the applicant is proposing to build the structure at 3121 feet, resulting in a variance request of 2.80 feet below BFE. **Mr. Patterson** added as Floodplain Manager he is recommending denial of the request.

Mr. Cody May, said he is representing Grant and McKenzie Mabry, who he will be building a custom home for. He explained the way the property is shaped at the current level the dirt sits 3 feet higher than the property fence to the east. He explained the variance would allow the property owners to build their desired home on the property.

DRAFT

Councilor Walterscheid asked if the homes to the west are higher or lower. **Mr. May** said they are all at BFE. **Councilor Walterscheid** asked if a variance would need to be granted to all the properties to the west. **Mr. May** said 1700 W. Riverside is the first house in the new subdivision at the new flood plain level and they will not have the issues heading west. **Councilor Walterscheid** asked if this variance would set a precedence going forward. **Mr. Patterson** said that could happen but normally these cases are a case by case basis. He added the motivation of the applicant can be different for each case.

Councilor Chavez asked if 1702 and 1704 W. Riverside are at the same elevation. **Mr. Patterson** said yes, but he doesn't believe the houses being built will stick out as much.

Councilor Carter said in the 12 years that he has been a Councilor this is probably the sixth or eighth time he has seen this variance request and does not believe the approval will set a precedence.

0:15:07 **Motion**
The motion was made by Councilor Shirley and seconded by Councilor Rodriguez to approve an Appeal of the Certified Floodplain Manager's denial of a Floodplain Development Permit and request for a variance from the City's Flood Damage Prevention Ordinance, for property located at 1700 W. Riverside Drive and located in FEMA Flood Zone AE; Appellant: Cody May/R12 Construction

0:15:13 **Vote**
The vote was as follows: Yes -Waters, Walterscheid, Chavez, Carter, Estrada, Rodriguez, Shirley; No - None; Absent - Anaya Flores; the motion carried.

0:15:32 **6. CONSIDER APPROVAL OF ORDINANCE 2020-11, AN ORDINANCE REZONING PART OF "C-2" COMMERCIAL 2 DISTRICT TO "R-1" RESIDENTIAL 1 DISTRICT FOR AN APPROXIMATELY 0.50 ACRE PROPERTY LOCATED AT 108 N FIFTH STREET**

0:15:56 **A. Public Hearing**
Mr. Patterson explained this is a request to change the zoning at 108 N. 5th St., from "C-2" Commercial 2 District to "R-1" Residential 1 District for approximately 0.50 acres. He said this zone change would return the property to its intended use. He added the Planning and Zoning Commission recommends approval of the zone change.

0:17:05 **Mayor Janway asked if anyone would like to speak regarding the Ordinance. No one appeared and the Mayor declared the public hearing closed and reconvened the Council into regular session**

0:17:18 **B. Consider Approval of Ordinance 2020-11**

DRAFT

0:17:27 **Motion**
The motion was made by Councilor Estrada and seconded by Councilor Rodriguez to approve Ordinance 2020-11, an Ordinance rezoning part of "C-2" Commercial 2 District to "R-1" Residential 1 District for an approximately 0.50 acre property located at 108 N Fifth Street

0:17:32 **Vote**
The vote was as follows: Yes -Waters, Walterscheid, Chavez, Carter, Estrada, Rodriguez, Shirley; No - None; Absent - Anaya Flores; the motion carried.

0:17:49 **7. COUNCIL COMMITTEE REPORTS**
Mayor Janway said he would like to appoint an ATV Committee with Councilor Carter as chairman and with members Chief Skinner, Virgil Smith and Brian McGonagill. **Mayor Janway** asked if the Committee could bring a report back to Council within the next 45 days.

Councilor Chavez said the Energy Community Alliance drafted a letter to the Speaker of the House and the Minority Speaker of the House for $7.25 billion stimulus for all U.S. Department of Energy Facilities.

0:18:52 **Mayor Janway asked if anyone in the audience would like to address the Council. No one appeared.**

0:19:00 **8. ADJOURN**

0:19:05 **Motion**
The motion was made by Councilor Waters and seconded by Councilor Estrada to Adjourn

0:19:10 **Vote**
The vote was as follows: Yes -Waters, Walterscheid, Chavez, Carter, Estrada, Rodriguez, Shirley; No - None; Absent - Anaya Flores; the motion carried.

0:19:31 **Adjourn**
There being no further business, the meeting was adjourned at 6:19 p.m.

_____
Dale Janway, Mayor

ATTEST:

_____
Nadine Mireles, City Clerk

DRAFT

CITY OF CARLSBAD

PERSONNEL REPORT

May 26, 2020

APPOINTMENTS:

NAME	DATE	DEPARTMENT	CLASSIFICATION
Garret Aldaz	05/27/20	Fire	Firefighter Rookie/EMT-B
Zadoc Campbell	05/27/20	Fire	Firefighter/EMT-P
Zoe Char	05/27/20	Water Park	Lifeguard
Kevan Granado	05/27/20	Water Park	Lifeguard
Joseph Houser	05/27/20	Fire	Firefighter Rookie/EMT-B
Kirsten Rainwater	05/27/20	Water Park	Lifeguard
Christian Rodriguez	05/27/20	Fire	Firefighter Rookie/EMT-B
Victoria Rodriquez	05/27/20	Water Park	Lifeguard, on-call
Alysia Tiller	05/27/20	Water Park	Lifeguard, on-call
William Villarreal	05/27/20	Fire	Firefighter Rookie/EMT-B
Steven Wiehn	05/27/20	Solid Waste	ARC Driver

TERMINATIONS:

NAME	DATE	DEPARTMENT	CLASSIFICATION	REASON
Patrick Bryant	05/15/20	Police	Corporal	Resigned
Donald Dando	05/18/20	Electrical	HVAC Technician	Resigned
Alejandro Vera	05/14/20	Street	Foreman	Discharged

INTERNAL TRANSFERS AND PROMOTIONS:

NAME	DATE	DEPARTMENT	CLASSIFICATION
None			

CITY OF CARLSBAD

RECOMMENDATION FOR EMPLOYMENT

Dale Janway, Mayor — Mike Hernandez, City Administrator

TO: The Honorable Mayor Dale Janway & Members of the City Council

FROM: Richard Lopez, Fire Chief

SUBJECT: Recommendation for Employment

DATE: May 20, 2020

The following applicant has met all pre-employment requirements and is hereby recommended for employment with the City of Carlsbad subject to a pre-hire medical examination:

General Information:

Name: Aldaz, Garret Classification/Position: Firefighter

Department: Fire

[X] Regular [x] Full-time [x] Hourly $ $ 16.88 per hour

[ ] Seasonal [ ] Part-time [ ] Salary $ _____ per annum

[ ] Temporary [ ] On call

Education Level:

[X] High School Diploma [ ] GED or equivalent

[ ] Associates Degree

[ ] Bachelors Degree

[ ] Masters Degree

[X] Other EMT-Basic

Employment:

Present or last Employer: UPS Gateway

From Oct-19 to Jan-20 Classification: Ramp Agent

Duties: Lift/Carry 50+ Lbs Packages, Load/Unload Air Containers, Drive Air Tug

Related Experience: FEMA ISC-0100, FEMA IS-0800, EMT-Basic

Comments: I believe that with his licensure, Mr. Aldaz will be a valuable asset to the Fire Department.

CITY OF CARLSBAD

RECOMMENDATION FOR EMPLOYMENT

Dale Janway, Mayor — Mike Hernandez, City Administrator

TO: The Honorable Mayor Dale Janway & Members of the City Council

FROM: Richard Lopez, Fire Chief

SUBJECT: Recommendation for Employment

DATE: May 20, 2020

The following applicant has met all pre-employment requirements and is hereby recommended for employment with the City of Carlsbad subject to a pre-hire medical examination:

General Information:

Name: Campbell, Zadoc Classification/Position: Firefighter

Department: Fire

[X] Regular [x] Full-time [x] Hourly $ $ 22.43 per hour

[ ] Seasonal [ ] Part-time [ ] Salary $ _____ per annum

[ ] Temporary [ ] On call

Education Level:

[X] High School Diploma [ ] GED or equivalent

[ ] Associates Degree

[ ] Bachelors Degree

[ ] Masters Degree

[X] Other EMT-Paramedic

Employment:

Present or last Employer: Clovis Fire Department

From Nov-15 to Present Classification: Firefighter/EMT-P

Duties: Driver Operator/EMT-P

Related Experience: Fire I & II Certified, ARFF Certified and Scott SCBA Tech Certified

Comments: Due to his years of experience and licensure, I believe that Mr. Campbell will be a valuable asset to the Fire Department.

CITY OF CARLSBAD

RECOMMENDATION FOR EMPLOYMENT

Dale Janway, Mayor — John Lowe, City Administrator

TO: The Honorable Mayor Dale Janway & Members of the City Council

FROM: Ken Britt, Director of Community Development — Ken Britt Digitally signed by Ken Britt Date: 2020.05.13 11:12:27 -06'00'

SUBJECT: Recommendation for Employment

DATE: May 12, 2020

The following applicant has met all pre-employment requirements and is hereby recommended for employment with the City of Carlsbad subject to a pre-hire medical examination:

General Information:

Name: Zoe Char Classification/Position: Lifeguard

Department: Water Park

☐ Regular ■ Full-time ■ Hourly $12.00 per hour

■ Seasonal ☐ Part-time ☐ Salary $_____ per annum

☐ Temporary ☐ On call

Education Level:

☐ High School Diploma ☐ GED or equivalent

☐ Associates Degree _____

☐ Bachelors Degree _____

☐ Masters Degree _____

■ Other Currently attending Paradise Christian Academy

Employment:

Present or last Employer: Carlsbad Municipal Schools

From June 2019 to Present Classification: Lifeguard

Duties: General lifeguarding duties.

Related Experience: Ms. Char has been a competitive swimmer for 5 years and taught swimming lessons for 2 years.

Comments: Ms. Char is new and will be an asset to the Carlsbad Water Park.

CITY OF CARLSBAD

RECOMMENDATION FOR EMPLOYMENT

Dale Janway, Mayor — John Lowe, City Administrator

TO: The Honorable Mayor Dale Janway & Members of the City Council

FROM: Ken Britt, Director of Community Development

Ken Britt Digitally signed by Ken Britt Date: 2020.05.13 11:11:47 -06'00'

SUBJECT: Recommendation for Employment

DATE: May 12, 2020

The following applicant has met all pre-employment requirements and is hereby recommended for employment with the City of Carlsbad subject to a pre-hire medical examination:

General Information:

Name: Kevan Granado Classification/Position: Lifeguard

Department: Water Park

☐ Regular ☒ Full-time ☒ Hourly $12.00 per hour

☒ Seasonal ☐ Part-time ☐ Salary $_____ per annum

☐ Temporary ☐ On call

Education Level:

☐ High School Diploma ☐ GED or equivalent

☐ Associates Degree _____

☐ Bachelors Degree _____

☐ Masters Degree _____

☒ Other Currently a Carlsbad Early College High School Student

Employment:

Present or last Employer: Starbucks

From January 2019 to Present Classification: Barista

Duties: Preparing coffee and meals for customers and cleaning the facility.

Related Experience: Mr. Granado has lifeguarding, CPR/AED, First Aid, Waterfront and Waterpark skills, and Food Handlers Certifications.

Comments: Mr. Granado is new and will be an asset to the Carlsbad Water Park.

CITY OF CARLSBAD

RECOMMENDATION FOR EMPLOYMENT

Dale Janway, Mayor — Mike Hernandez, City Administrator

TO: The Honorable Mayor Dale Janway & Members of the City Council

FROM: Richard Lopez, Fire Chief

SUBJECT: Recommendation for Employment

DATE: May 20, 2020

The following applicant has met all pre-employment requirements and is hereby recommended for employment with the City of Carlsbad subject to a pre-hire medical examination:

General Information:

Name: Houser, Joseph Classification/Position: Firefighter

Department: Fire

[X] Regular [x] Full-time [x] Hourly $ $ 18.30 per hour

[ ] Seasonal [ ] Part-time [ ] Salary $ _____ per annum

[ ] Temporary [ ] On call

Education Level:

[X] High School Diploma [ ] GED or equivalent

[X] Associates Degree — General Studies

[X] Bachelors Degree — Emergency Management

[ ] Masters Degree

[X] Other — EMT-Basic

Employment:

Present or last Employer: Cavern City Eats

From Nov-18 to Present Classification: Owner

Duties: Ordering supplies, Payroll, Managing Operations

Related Experience: La Huerta Volunteer Fire Department, HAZMAT and Swiftwater Training

Comments: Due to his experience and licensure, I believe that Mr. Houser will be a valuable asset to the Fire Department.

CITY OF CARLSBAD

RECOMMENDATION FOR EMPLOYMENT

Dale Janway, Mayor — John Lowe, City Administrator

TO: The Honorable Mayor Dale Janway & Members of the City Council

FROM: Ken Britt, Director of Community Development

Ken Britt Digitally signed by Ken Britt Date: 2020.05.13 11:12:07 -06'00'

SUBJECT: Recommendation for Employment

DATE: May 13, 2020

The following applicant has met all pre-employment requirements and is hereby recommended for employment with the City of Carlsbad subject to a pre-hire medical examination:

General Information:

Name: Kirsten Rainwater Classification/Position: Lifeguard

Department: Water Park

☐ Regular ■ Full-time ■ Hourly $12.00 per hour

■ Seasonal ☐ Part-time ☐ Salary $_____ per annum

☐ Temporary ☐ On call

Education Level:

■ High School Diploma ☐ GED or equivalent

☐ Associates Degree _____

☐ Bachelors Degree _____

☐ Masters Degree _____

☐ Other _____

Employment:

Present or last Employer: Starbucks

From Ocotber 2019 to Present Classification: Barista

Duties: Preparing coffee and meals for customers and cleaning the facility.

Related Experience: Ms. Rainwater worked as a lifeguard in 2018 and 2019.

Comments: We are pleased to have Ms. Rainwater returning for another season.

CITY OF CARLSBAD

RECOMMENDATION FOR EMPLOYMENT

Dale Janway, Mayor — Mike Hernandez, City Administrator

TO: The Honorable Mayor Dale Janway & Members of the City Council

FROM: Richard Lopez, Fire Chief

SUBJECT: Recommendation for Employment

DATE: May 20, 2020

The following applicant has met all pre-employment requirements and is hereby recommended for employment with the City of Carlsbad subject to a pre-hire medical examination:

General Information:

Name: Rodriguez, Christian Classification/Position: Firefighter

Department: Fire

[X] Regular [x] Full-time [x] Hourly $ $ 16.88 per hour

[ ] Seasonal [ ] Part-time [ ] Salary $ _____ per annum

[ ] Temporary [ ] On call

Education Level:

[X] High School Diploma [ ] GED or equivalent

[ ] Associates Degree

[ ] Bachelors Degree

[ ] Masters Degree

[X] Other National Registry of EMT-Basic

Employment:

Present or last Employer: Vail Resorts at Keystone

From Nov-19 to Present Classification: Lift Operator

Duties: Safely Start, Operate, Shutdown Chairlifts. Make sure guests safely load and unload. Snow work, grooming around lifts and perform guest services.

Related Experience: National Registry of EMT- Basic - Arizona

Comments: I believe that with his licensure, Mr. Rodriguez will be a valuable asset to the Fire Department.

CITY OF CARLSBAD

RECOMMENDATION FOR EMPLOYMENT

Dale Janway, Mayor — John Lowe, City Administrator

TO: The Honorable Mayor Dale Janway & Members of the City Council

FROM: Ken Britt, Director of Community Development

Ken Britt Digitally signed by Ken Britt Date: 2020.05.18 14:38:26 -06'00'

SUBJECT: Recommendation for Employment

DATE: May 18, 2020

The following applicant has met all pre-employment requirements and is hereby recommended for employment with the City of Carlsbad subject to a pre-hire medical examination:

General Information:

Name: Victoria Rodriquez Classification/Position: Lifeguard

Department: Water Park

- ☐ Regular ☐ Full-time ☐ Hourly $ 12.00 per hour
- ☒ Seasonal ☒ Part-time ☐ Salary $ _____ per annum
- ☐ Temporary ☒ On call

Education Level:

- ☐ High School Diploma ☐ GED or equivalent
- ☐ Associates Degree
- ☐ Bachelors Degree
- ☐ Masters Degree
- ☒ Other Currently a Carlsbad High School Student

Employment:

Present or last Employer: Miyabi

From March 2019 to May 2019 Classification: Hostess

Duties: Greeting and seating guests.

Related Experience: Ms. Rodriquez was a lifeguard for the Carlsbad Water Park last season.

Comments: We are pleased to have Ms. Rodriquez returning this year.

CITY OF CARLSBAD

RECOMMENDATION FOR EMPLOYMENT

Dale Janway, Mayor — John Lowe, City Administrator

TO: The Honorable Mayor Dale Janway & Members of the City Council

FROM: Ken Britt, Director of Community Development

Ken Britt Digitally signed by Ken Britt Date: 2020.05.18 14:38:56 -06'00'

SUBJECT: Recommendation for Employment

DATE: May 18, 2020

The following applicant has met all pre-employment requirements and is hereby recommended for employment with the City of Carlsbad subject to a pre-hire medical examination:

General Information:

Name: Alysia Tiller Classification/Position: Lifeguard

Department: Water Park

- ☐ Regular ☐ Full-time ☐ Hourly $12.00 per hour
- ■ Seasonal ■ Part-time ☐ Salary $_____ per annum
- ☐ Temporary ■ On call

Education Level:

- ☐ High School Diploma ☐ GED or equivalent
- ☐ Associates Degree
- ☐ Bachelors Degree
- ☐ Masters Degree
- ■ Other Currently a Carlsbad High School Student

Employment:

Present or last Employer: Toni Balzano- Snack Shack at Port Jefferson

From N/A to N/A Classification: N/A

Duties: Cleaning, serving food, and giving tours.

Related Experience: Ms. Tiller was a lifeguard for the Carlsbad Water Park last summer.

Comments: Ms. Tiller returning will be an asset to the Water Park.

CITY OF CARLSBAD

RECOMMENDATION FOR EMPLOYMENT

Dale Janway, Mayor — Mike Hernandez, City Administrator

TO: The Honorable Mayor Dale Janway & Members of the City Council

FROM: Richard Lopez, Fire Chief

SUBJECT: Recommendation for Employment

DATE: May 20, 2020

The following applicant has met all pre-employment requirements and is hereby recommended for employment with the City of Carlsbad subject to a pre-hire medical examination:

General Information:

Name: Villarreal, Dominic Classification/Position: Firefighter

Department: Fire

[X] Regular [x] Full-time [x] Hourly $ $ 16.88 per hour

[ ] Seasonal [ ] Part-time [ ] Salary $ _____ per annum

[ ] Temporary [ ] On call

Education Level:

[X] High School Diploma [ ] GED or equivalent

[ ] Associates Degree

[ ] Bachelors Degree

[ ] Masters Degree

[X] Other EMT-Basic

Employment:

Present or last Employer: Santa Fe Fire Department

From Jul-12 to Present Classification: Firefighter/EMT-B

Duties: Respond to fire and EMS calls

Related Experience: Rope Rescue, Vehicle Extrication, Swift Water Rescue, ARFF and Red Card

Comments: Due to his years of experience and licensure, I believe that Mr. Villarreal will be a valuable asset to the Fire Department.

CITY OF CARLSBAD

RECOMMENDATION FOR EMPLOYMENT

Dale Janway, Mayor — Jon Lowe, City Administrator

TO: The Honorable Mayor Dale Janway & Members of the City Council

FROM: **Ron Myers, Director of Utilities**

SUBJECT: Recommendation for Employment

DATE: **May 19, 2020**

The Following applicant has met all pre-employment requirements and is hereby recommended for employment with the City of Carlsbad subject to pre-hire medical examination:

General Information:

Name: Steven Wiehn Classification/Position: ARC Driver
Department: Solid Waste

☒	Regular	☒	Full-time	☒	Hourly	$ 22.69 per hour
☐	Seasonal	☐	Part-time	☐	Salary	$ _____ per hour
☐	Temporary	☐	On call			

Education Level:

☒	High School Diploma	☐	GED or equivalent
☐	Associates Degree		
☐	Bachelors Degree		
☐	Masters Degree		
☐	Other		

Employment:

Present or last Employer: Pico Propane/Fuels
From 2018 to Present Classification: Truck Driver
Duties: Delivers refined fuel to commercial customers.

Related Experience: Mr Wiehn has a CDL Class A DL and has truck driver experience.

Comment:

CITY OF CARLSBAD

AGENDA BRIEFING MEMORANDUM
PURCHASING RECOMMENDATION

Council Meeting Date: 5/26/20

Department:	**BY:**	**Date**:
Cemetery	Matt Fletcher, CPO	5/19/20

SUBJECT: Services
Description:
Conduct Bid for Fencing Materials for Carlsbad Cemetery

SYNOPSIS: Qty 1 Total Est. Cost $ 106,820.29 Total Actual Cost _____

Budgeted Yes Est. City Share $ 106,820.29 Actual City Share _____

Account # 100092 $ 106,820.29

Account # _____ _____

Account # _____ _____

Account # _____ _____

TOTAL $ 106,820.29

BACKGROUND, JUSTIFICATION AND IMPACT: (Safety and Welfare/Financial/Personnel/Infrastructure/etc.)

The City of Carlsbad will be installing a new fence at the Carlsbad Cemetery. Due to the estimated cost of the fencing materials, the City will need to conduct a formal sealed bid to purchase the necessary materials to build the fence.

The City requests approval to conduct a formal sealed bid for fencing materials.

Requested action to be taken by Council:	**Council Action Taken:**	**Date:**
Advertise Invitation for Bid	Select one	

Reviewed by City Administrator: /s/ John Lowe 05-21-20

POST BID/RFP RECOMMENDATION **Council Meeting Date:**

Requested action to be taken by Council:	**Council Action Taken:**	**Date:**
Other:	Select one	

ADDITIONAL INFORMATION:

Reviewed by City Administrator:

ATTACHMENT(S): ☐ Specifications ☐ Bid/RFP Summary ☐ Other: _____

CITY OF CARLSBAD

AGENDA BRIEFING MEMORANDUM
PURCHASING RECOMMENDATION

Council Meeting Date: 5/26/20

Department:	**BY:**	**Date**:
Various	Matt Fletcher, CPO	5/6/20

SUBJECT: Services
Description:
Annual Bids for Tree Trimming and Removal Services and Pest Control Services

SYNOPSIS: Qty 1 Total Est. Cost _____ Total Actual Cost _____

Budgeted Yes Est. City Share _____ Actual City Share _____

Account # _____ _____

Account # _____ _____

Account # _____ _____

Account # _____ _____

TOTAL $ 0.00

BACKGROUND, JUSTIFICATION AND IMPACT: (Safety and Welfare/Financial/Personnel/Infrastructure/etc.)

The City requests permission to conduct annual bids for the following services for the upcoming 2020/21 Fiscal Year:

- Tree Trimming and Removal Services
- Pest Control Services for all City Buildings

These are one year contracts that will be in effect from 7/1/20 to 6/30/21.

Requested action to be taken by Council:	**Council Action Taken:**	**Date:**
Advertise Invitation for Bid	Select one	

Reviewed by City Administrator: /s/ John Lowe 05-21-20

POST BID/RFP RECOMMENDATION **Council Meeting Date:**

Requested action to be taken by Council:	**Council Action Taken:**	**Date:**
Select one	Select one	

ADDITIONAL INFORMATION:
The City requests permission to conduct annual bids for the 2020-2021 Fiscal Year.

Reviewed by City Administrator:

ATTACHMENT(S): ☐ Specifications ☐ Bid/RFP Summary ☐ Other: _____

CITY OF CARLSBAD

AGENDA BRIEFING MEMORANDUM
PURCHASING RECOMMENDATION

Council Meeting Date: 5/26/20

Department:	**BY:**	**Date**:
Transit	Matt Fletcher, CPO	5/19/20

SUBJECT: Services
Description:
Conduct RFP for Intelligent Transportation System Technology

SYNOPSIS: Qty 1 Total Est. Cost $ 138,500.00 Total Actual Cost _____

Budgeted Yes Est. City Share $ 138,500.00 Actual City Share _____

Account # 100095 $ 138,500.00

Account # _____

Account # _____

Account # _____

TOTAL $ 138,500.00

BACKGROUND, JUSTIFICATION AND IMPACT: (Safety and Welfare/Financial/Personnel/Infrastructure/etc.)

The City of Carlsbad requests approval to solicit proposals from qualified firms to provide and implement an Intelligent Transportation System.

The desired solution will ideally be able to deliver tools for demand response and complementary ADA paratransit services. Desired core technologies include rider management, reservation tools, schedule optimization, real-time dispatch, automated vehicle location, mobile data computers and reporting functionality.

Additional optional technologies for consideration include IVR notifications and smartphone app solutions.

Requested action to be taken by Council:	**Council Action Taken:**	**Date:**
Advertise Invitation for Request for Proposal	Select one	

Reviewed by City Administrator: /s/John Lowe 05-21-20

POST BID/RFP RECOMMENDATION **Council Meeting Date:**

Requested action to be taken by Council:	**Council Action Taken:**	**Date:**
Other:	Select one	

ADDITIONAL INFORMATION:

Reviewed by City Administrator:

ATTACHMENT(S): ☐ Specifications ☐ Bid/RFP Summary ☐ Other: _____

CITY OF CARLSBAD

AGENDA BRIEFING MEMORANDUM
PURCHASING RECOMMENDATION

Council Meeting Date: 05/26/20

Department:	**BY:**	**Date:**
Municipal Services	Matt Fletcher, CPO	05/19/20

SUBJECT: Services
Description:
Bid Award for Renovation of San Jose Senior Center at Pate School - Phase I

SYNOPSIS: Qty 1 Total Est. Cost $ 582,975.45 Total Actual Cost $ 544,539.00

Budgeted Yes Est. City Share $ 582,975.45 Actual City Share $ 544,539.00

Account # 100133 $ 582,975.45

Account # _____

Account # _____

Account # _____

TOTAL $ 582,975.45

BACKGROUND, JUSTIFICATION AND IMPACT: (Safety and Welfare/Financial/Personnel/Infrastructure/etc.)

The City of Carlsbad has secured CDBG funding for the construction of the new San Jose Senior Center. The project will require the re-purposing of the Pate Elementary School facility to fit the needs of the Senior Citizens Center.

The City conducted a bid for the first phase of construction, in accordance with CDBG requirements and the New Mexico State Procurement Code. The City received five bids with the low bid coming from Lasco Construction with a base bid amount of $544,539 excluding NMGRT.

The bid included five bid alternates which will have funding available in the 2020-2021 fiscal year budget.

The City recommends awarding Bid 2020-05 to Lasco Construction.

Requested action to be taken by Council:	**Council Action Taken:**	**Date:**
Other:	Select one	

Reviewed by City Administrator:

POST BID/RFP RECOMMENDATION **Council Meeting Date:**

Requested action to be taken by Council:		**Council Action Taken:**	**Date:**
Award Bid Number	2020-05	Select one	

ADDITIONAL INFORMATION:

Reviewed by City Administrator: /s/John Lowe 05-21-20

ATTACHMENT(S): ☐ Specifications ☑ Bid/RFP Summary ☑ Other: Architect Recommendation

BID TABULATION

Bid Opening Date: ***5/12/2020*** **2020-05**
Bid Opening Time: ***2:00 PM***

BID ITEM/Project: Renovation of the San Jose Center

Bidder Name:	Bid Bond	Completion Days	Base Bid	Add Alt 1	Add Alt 2	Add Alt 3	Add Alt 4	Add Alt 5	Addenda Acknowledge	Total
Armor Construction Co. Inc	Yes	300	$ 640,025.00	$ 5,403.00	$ 4,536.00	$ 16,215.00	$ 15,487.00	$ 15,528.00	1, 2, 3	$ 697,194.00
J. Carrizal Construciton Inc	Yes	N/A	$ 747,910.00	$ 1,171.32	$ (358.75)	$ 25,276.74	$ 12,043.75	$ 6,918.75	1, 2, 3	$ 792,961.81
Lasco Construction Inc.	Yes	150	$ 544,539.00	$ 4,342.00	$ 7,058.00	$ 8,297.00	$ 17,362.00	$ 13,587.00	1, 2, 3	$ 595,185.00
Sundial Homes and Construction LLC	Yes	N/A	$ 1,005,234.00	$ 13,800.00	$ 4,100.00	$ 17,600.00	$ 16,000.00	$ 13,100.00	1, 2, 3	$ 1,069,834.00
White Sands Construction	Yes	210	$ 711,000.00	$ 6,500.00	$ 5,900.00	$ 16,500.00	$ 18,900.00	$ 14,500.00	1, 2, 3	$ 773,300.00
** All bid pricing is exclusive of NMGRT										

Mitchell & Cruse Architecture
102 N. Canyon St. Carlsbad, NM 88220 (575) 689-8400 mca@mitchellcruse.com www.mitchellcruse.com

May 13, 2020

Angie Barrios-Testa
City of Carlsbad
101 N. Halagueno
Carlsbad, NM 88220

RE: Renovation of the San Jose Senior Center
(City Bid Number 2020-05)

There were five contractors who turned in a Form of Proposal for this project which is funded by a Community Development Block Grant. The lowest responsive bid was from Lasco Construction, Inc. Based upon their Base Bid of $544,539.00 (not including tax) we recommend that the proposal of Lasco Construction, Inc. be accepted. The proposals also included five (5) additive alternates and their bid prices (not including tax):

Alternate #1:	Install Acoustical lay-in ceiling	$4,342
Alternate #2:	Replace Corridor Doors	$7,058
Alternate #3:	Construct CMU block wall	$8,297
Alternate #4	Renovate small Toilet rooms	$17,362
Alternate #5:	Install roof membrane over walk-ins	$13,587

Given these numbers and verification of the responsive bid form we recommend that the entirety of the Form of Proposal be accepted and a contract awarded for the amount of the Base Bid as well as the bid numbers of Alternates #1, 2, 3, 4, and 5. The total of all bid numbers is $595,185.00 (not including tax). With gross receipts tax of $45,506.65 (7.6458%) the overall total is **$640,691.65.** If you have any questions please call.

Thank you,

Larry Mitchell
Mitchell and Cruse Architecture, LLC

CITY OF CARLSBAD

AGENDA BRIEFING MEMORANDUM
PURCHASING RECOMMENDATION

Council Meeting Date: 5/26/20

Department:	**BY:**	**Date:**
Community Development	Matt Fletcher, CPO	5/19/20

SUBJECT: Services
Description:
Award Phase 3 Alterations to Cavern Theater

SYNOPSIS: Qty 1 Total Est. Cost $ 1,839,291.57 Total Actual Cost $ 906,116.00

Budgeted Yes Est. City Share $ 1,839,291.56 Actual City Share $ 906,116.00

Account #	100099	$ 1,839,291.56
Account #		
Account #		
Account #		
TOTAL		$ 1,839,291.56

BACKGROUND, JUSTIFICATION AND IMPACT: (Safety and Welfare/Financial/Personnel/Infrastructure/etc.)
The Cavern Theater Rehabilitation Project is nearing completion of Phase 2. Phase 3 was put out for bid and will include completing the HVAC system, epoxy re-line of the sewer lines, construct a new ADA accessible restroom, install a fire suppression system, replace the rear exterior doors, install security system for exterior doors, repairs and upgrades to the lobby area.

The City received two bids from qualified contractors. The low bidder was Greer Construction with a bid in the amount of $906,166, which includes the base bid plus Alternate Bid 1 and 2.

Phase three has funding in place from non-promotional Lodger's Tax Funds.

Requested action to be taken by Council:	**Council Action Taken:**	**Date:**
Other:	Select one	

Reviewed by City Administrator:

POST BID/RFP RECOMMENDATION **Council Meeting Date:**

Requested action to be taken by Council:		**Council Action Taken:**	**Date:**
Award Bid Number	2020-06	Select one	

ADDITIONAL INFORMATION:
The City recommends awarding Bid 2020-06 to Greer Construction.

Reviewed by City Administrator: /s/John Lowe 05-21-20

ATTACHMENT(S): ☐ Specifications ☑ Bid/RFP Summary ☐ Other: _____

BID TABULATION

Bid Opening Date: ***5/7/2020*** **2020-06**
Bid Opening Time: ***2:00 PM***

BID ITEM/Project: Phase 3 Alterations to Cavern Theater

Bidder Name:	**Greer Construction**	**White Sands Construction**		
Base Bid	$ 812,393.00	$ 945,000.00		
Alt 1 (Security Alarm)	$ 14,470.00	$ 11,000.00		
Alt 2 (Lobby Area)	$ 79,253.00	$ 157,000.00		
Bid Bond	Yes			
Total	**$ 906,116.00**	**$ 1,113,000.00**	$ -	$ -

CITY OF CARLSBAD

AGENDA BRIEFING MEMORANDUM

Council Meeting Date: May 26, 2020

DEPARTMENT: Community Development	BY: Ken Britt	DATE: May 13, 2020

SUBJECT: CNM FAA CARES Grant Award for the Municipal Airport

BACKGROUND, ANALYSIS AND IMPACT: (Safety and Welfare/Financial/Personnel/Infrastructure/etc.)

The City of Carlsbad is eligible for Funds under the Coronavirus Aid, Relief, and Economic Security Act (Public Law 116-136). These funds will assist airports to address the COVID-19 public health emergency. The City has been awarded a CARES Act Grant for $69,000.

The proposed use of the funds will be to the support the airport operations budget for maintenance of aircraft parking areas. These areas are in need of resurfacing to make them useable once again.

DEPARTMENT RECOMMENDATION: If it is the pleasure of the City Council, it is recommended that the City accept this CARES Act funding.

BOARD/COMMISSION/COMMITTEE ACTION:

☐ P & Z	☐ Lodgers Tax Board	☐ Cemetery Board	☐ APPROVED
☐ Museum Board	☐ San Jose Board	☐ Water Board	☐ DISAPPROVED
☐ Library Board	☐ N. Mesa Board	☐ Beautification Committee	

Reviewed by:
City Administrator: /s/John Lowe **Date:** 05-21-20

U.S. Department of Transportation
Federal Aviation Administration

Airports Division
Southwest Region
Louisiana,New Mexico

FAA ASW-640
10101 Hillwood Parkway
Fort Worth, TX 76177

CARES Act Grant Transmittal Letter

May 12, 2020

Mr. John Lowe
101 N. Halagueno
Carlsbad, NM 88221

Dear Mr. Lowe:

Please find the following electronic CARES Act Grant Offer, Grant No. 3-35-0007-029-2020 for Cavern City Air Terminal. This letter outlines expectations for success. Please read and follow the instructions carefully.

To properly enter into this agreement, you must do the following:

a. The governing body must provide authority to execute the grant to the individual signing the grant; i.e. the sponsor's authorized representative.

b. The sponsor's authorized representative must execute the grant, followed by the attorney's certification, **no later than June 11, 2020** in order for the grant to be valid.

c. You may not make any modification to the text, terms or conditions of the grant offer.

d. The grant offer must be electronically signed by the sponsor's legal signatory authority and then the grant offer will be routed via email to the sponsor's attorney. Once the attorney has electronically attested to the grant, an email with the executed grant will be sent to all parties.

Subject to the requirements in 2 CFR § 200.305, each payment request for reimbursement under this grant must be made electronically via the Delphi eInvoicing System. Please see the attached Grant Agreement for more information regarding the use of this System. The terms and conditions of this agreement require you drawdown and expend these funds within four years.

An airport sponsor may use these funds for any purpose for which airport revenues may be lawfully used. CARES grant recipients should follow the FAA's Policy and Procedures Concerning the Use of Airport Revenues ("Revenue Use Policy"), 64 Federal Register 7696 (64 FR 7696), as amended by 78 Federal Register 55330 (78 FR 55330). The Revenue Use Policy defines permitted uses of airport revenue. In addition to the detailed guidance in the Revenue Use Policy, the CARES Act states the funds may not be used for any purpose not related to the airport.

With each payment request you are required to upload directly to Delphi:

- An invoice summary, even if you only paid a single invoice, and
- The documentation in support of each invoice covered in the payment request.

For the final payment request, in addition to the requirement listed above for all payment requests, you are required to upload directly to Delphi:

- A final financial report summarizing all of the costs incurred and reimbursed, and
- An SF-425, and
- A narrative report.

The narrative report will summarize the expenses covered by the CARES Act funds and state that all expenses were in accordance with the FAA's Policy and Procedures Concerning the Use of Airport Revenues and incurred after January 20, 2020.

As a condition of receiving Federal assistance under this award, you must comply with audit requirements as established under 2 CFR part 200. Subpart F requires non-Federal entities that expend $750,000 or more in Federal awards to conduct a single or program specific audit for that year. Note that this includes Federal expenditures made under other Federal-assistance programs. Please take appropriate and necessary action to assure your organization will comply with applicable audit requirements and standards.

Once you have drawn down all funds and uploaded the required documents to Delphi, notify Jean Gamarra by email that the grant is administratively and financially closed. Jean Gamarra is readily available to assist you and your designated representative with the requirements stated herein. We sincerely value your cooperation in these efforts.

Sincerely,

Lacey D Spriggs
Lacey D Spriggs (May 12, 2020)

Lacey D. Spriggs
Manager
[ADO has discretion to delegate signature authority to Program Manager]

U.S. Department
of Transportation
Federal Aviation
Administration

CARES ACT AIRPORT GRANTS AGREEMENT

Part I - Offer

Federal Award Offer Date May 12, 2020

Airport/Planning Area Cavern City Air Terminal

CARES Grant Number 3-35-0007-029-2020

Unique Entity Identifier 084475854

TO: City of Carlsbad
(herein called the "Sponsor")

FROM: **The United States of America** (acting through the Federal Aviation Administration, herein called the "FAA")

WHEREAS, the Sponsor has submitted to the FAA a Coronavirus Aid, Relief, and Economic Security Act (CARES Act or "the Act") Airports Grants Application (herein called the "Grant") dated May 11, 2020, for a grant of Federal funds at or associated with the Cavern City Air Terminal Airport, which is included as part of this Grant Agreement; and

WHEREAS, the Sponsor has accepted the terms of FAA's Grant offer;

WHEREAS, in consideration of the promises, representations and assurances provided by the Sponsor, the FAA has approved the Grant Application for the Cavern City Air Terminal Airport, (herein called the "Grant") consisting of the following:

This Grant is provided in accordance with the CARES Act, as described below, to provide eligible Sponsors with funding to help offset a decline in revenues arising from diminished airport operations and activities as a result of the COVID-19 Public Health Emergency. CARES Act Airport Grants amounts to specific airports are derived by legislative formula.

The purpose of this Grant is to maintain safe and efficient airport operations. Funds provided under this Grant Agreement must only be used for purposes directly related to the airport. Such purposes can include the reimbursement of an airport's operational and maintenance expenses or debt service payments. CARES Act Airport Grants may be used to reimburse airport operational and maintenance expenses directly related to Cavern City Air Terminal Airport incurred no earlier than January 20, 2020. CARES Act Airport Grants also may be used to reimburse a Sponsor's payment of debt service where such payments occur on or after April 14, 2020. Funds provided under the Grant will be governed by the same principles that govern "airport revenue." New airport development projects may not be funded

with this Grant unless and until the Grant Agreement is amended or superseded by a subsequent agreement that addresses and authorizes the use of funds for the airport development project.

NOW THEREFORE, in accordance with the applicable provisions of the CARES Act, Public Law 116-136, the representations contained in the Grant Application, and in consideration of, (a) the Sponsor's acceptance of this Offer; and, (b) the benefits to accrue to the United States and the public from the accomplishment of the Grant and in compliance with the conditions as herein provided,

THE FEDERAL AVIATION ADMINISTRATION, FOR AND ON BEHALF OF THE UNITED STATES, HEREBY OFFERS AND AGREES to pay 100% percent of the allowable costs incurred as a result of and in accordance with this Grant Agreement.

Assistance Listings Number (Formerly CFDA Number): 20.106

This Offer is made on and **SUBJECT TO THE FOLLOWING TERMS AND CONDITIONS**:

CONDITIONS

1. **Maximum Obligation**. The maximum obligation of the United States payable under this Offer is $69,000.

2. **Period of Performance**. The period of performance shall commence on the date the Sponsor formally accepts this agreement. The end date of the period of performance is 4 years (1,460 calendar days) from the date of acceptance.

   The Sponsor may only charge allowable costs for obligations incurred prior to the end date of the period of performance (2 CFR § 200.309). Unless the FAA authorizes a written extension, the Sponsor must submit all Grant closeout documentation and liquidate (pay-off) all obligations incurred under this award no later than 90 calendar days after the end date of the period of performance (2 CFR § 200.343).

   The period of performance end date shall not affect, relieve or reduce Sponsor obligations and assurances that extend beyond the closeout of this Grant Agreement.

3. **Unallowable Costs**. The Sponsor shall not seek reimbursement for any costs that the FAA has determined to be unallowable under the CARES Act.

4. **Indirect Costs - Sponsor**. The Sponsor may charge indirect costs under this award by applying the indirect cost rate identified in the Grant Application as accepted by the FAA, to allowable costs for Sponsor direct salaries and wages only.

5. **Final Federal Share of Costs**. The United States' share of allowable Grant costs will be 100%.

6. **Completing the Grant without Delay and in Conformance with Requirements**. The Sponsor must carry out and complete the Grant without undue delays and in accordance with this Grant Agreement, the CARES Act, and the regulations, policies, standards and procedures of the Secretary of Transportation ("Secretary"). Pursuant to 2 CFR § 200.308, the Sponsor agrees to report to the FAA any disengagement from funding eligible expenses under the Grant that exceeds three months and request prior approval from FAA. The report must include a reason for the stoppage. The Sponsor agrees to comply with the attached assurances, which are part of this agreement and any addendum that may be attached hereto at a later date by mutual consent.

7. **Amendments or Withdrawals before Grant Acceptance**. The FAA reserves the right to amend or withdraw this offer at any time prior to its acceptance by the Sponsor.

8. **Offer Expiration Date.** This offer will expire and the United States will not be obligated to pay any part of the costs unless this offer has been accepted by the Sponsor on or before June 11, 2020, or such subsequent date as may be prescribed in writing by the FAA.

9. **Improper Use of Federal Funds.** The Sponsor must take all steps, including litigation if necessary, to recover Federal funds spent fraudulently, wastefully, or in violation of Federal antitrust statutes, or misused in any other manner, including uses that violate this Grant Agreement, the CARES Act or other provision of applicable law. For the purposes of this Grant Agreement, the term "Federal funds" means funds however used or dispersed by the Sponsor, that were originally paid pursuant to this or any other Federal grant agreement(s). The Sponsor must return the recovered Federal share, including funds recovered by settlement, order, or judgment, to the Secretary. The Sponsor must furnish to the Secretary, upon request, all documents and records pertaining to the determination of the amount of the Federal share or to any settlement, litigation, negotiation, or other efforts taken to recover such funds. All settlements or other final positions of the Sponsor, in court or otherwise, involving the recovery of such Federal share require advance approval by the Secretary.

10. **United States Not Liable for Damage or Injury.** The United States is not responsible or liable for damage to property or injury to persons which may arise from, or relate to this Grant Agreement, including, but not limited to, any action taken by a Sponsor related to or arising from, directly or indirectly, this Grant Agreement.

11. **System for Award Management (SAM) Registration And Universal Identifier.** Unless the Sponsor is exempted from this requirement under 2 CFR § 25.110, the Sponsor must maintain the currency of its information in the SAM until the Sponsor submits the final financial report required under this Grant, or receives the final payment, whichever is later. This requires that the Sponsor review and update the information at least annually after the initial registration and more frequently if required by changes in information or another award term. Additional information about registration procedures may be found at the SAM website (currently at http://www.sam.gov).

12. **Electronic Grant Payment(s).** Unless otherwise directed by the FAA, the Sponsor must make each payment request under this agreement electronically via the Delphi eInvoicing System for Department of Transportation (DOT) Financial Assistance Awardees.

13. **Financial Reporting and Payment Requirements.** The Sponsor will comply with all Federal financial reporting requirements and payment requirements, including submittal of timely and accurate reports.

14. **Buy American.** Unless otherwise approved in advance by the FAA, the Sponsor will not acquire or permit any contractor or subcontractor to acquire any steel or manufactured products produced outside the United States to be used for any expense for which funds are provided under this Grant. The Sponsor will include a provision implementing applicable Buy American statutory and regulatory requirements in all contracts related to this Grant Agreement.

15. **Audits for Private Sponsors.** When the period of performance has ended, the Sponsor must provide a copy of an audit of this Grant prepared in accordance with accepted standard audit practices, such audit to be submitted to the applicable Airports District Office.

16. **Audits for Public Sponsors.** The Sponsor must provide for a Single Audit or program-specific audit in accordance with 2 CFR Part 200. The Sponsor must submit the audit reporting package to the Federal Audit Clearinghouse on the Federal Audit Clearinghouse's Internet Data Entry System at http://harvester.census.gov/facweb/. Upon request of the FAA, the Sponsor shall provide one copy of the completed audit to the FAA.

17. **Suspension or Debarment.** When entering into a "covered transaction" as defined by 2 CFR § 180.200, the Sponsor must:

    A. Verify the non-federal entity is eligible to participate in this Federal program by:

        1. Checking the excluded parties list system (EPLS) as maintained within the System for Award Management (SAM) to determine if the non-federal entity is excluded or disqualified; or

        2. Collecting a certification statement from the non-federal entity attesting the entity is not excluded or disqualified from participating; or

        3. Adding a clause or condition to covered transactions attesting the individual or firm is not excluded or disqualified from participating.

    B. Require prime contractors to comply with 2 CFR § 180.330 when entering into lower-tier transactions (e.g. sub-contracts).

    C. Immediately disclose to the FAA whenever the Sponsor (1) learns the Sponsor has entered into a covered transaction with an ineligible entity, or (2) suspends or debars a contractor, person, or entity.

18. **Ban on Texting While Driving.**

    A. In accordance with Executive Order 13513, Federal Leadership on Reducing Text Messaging While Driving, October 1, 2009, and DOT Order 3902.10, Text Messaging While Driving, December 30, 2009, the Sponsor is encouraged to:

        1. Adopt and enforce workplace safety policies to decrease crashes caused by distracted drivers including policies to ban text messaging while driving when performing any work for, or on behalf of, the Federal government, including work relating to this Grant or subgrant.

        2. Conduct workplace safety initiatives in a manner commensurate with the size of the business, such as:

            a. Establishment of new rules and programs or re-evaluation of existing programs to prohibit text messaging while driving; and

            b. Education, awareness, and other outreach to employees about the safety risks associated with texting while driving.

    B. The Sponsor must insert the substance of this clause on banning texting while driving in all subgrants, contracts and subcontracts.

19. **Trafficking in Persons.**

    A. You as the recipient, your employees, subrecipients under this award, and subrecipients' employees may not –

        1. Engage in severe forms of trafficking in persons during the period of time that the award is in effect;

        2. Procure a commercial sex act during the period of time that the award is in effect; or

        3. Use forced labor in the performance of the award or subawards under the award.

    B. The FAA as the Federal awarding agency may unilaterally terminate this award, without penalty, if you or a subrecipient that is a private entity –

        1. Is determined to have violated a prohibition in paragraph A of this award term; or

2. Has an employee who is determined by the agency official authorized to terminate the award to have violated a prohibition in paragraph A.1 of this award term through conduct that is either –

   a. Associated with performance under this award; or

   b. Imputed to the subrecipient using the standards and due process for imputing the conduct of an individual to an organization that are provided in 2 CFR Part 180, "OMB Guidelines to Agencies on Government-wide Debarment and Suspension (Nonprocurement),"as implemented by the FAA at 2 CFR Part 1200.

3. You must inform us immediately of any information you receive from any source alleging a violation of a prohibition in paragraph A during this award term.

4. Our right to terminate unilaterally that is described in paragraph A of this section:

   a. Implements section 106(g) of the Trafficking Victims Protection Act of 2000 (TVPA), as amended (22 U.S.C. § 7104(g)), and

   b. Is in addition to all other remedies for noncompliance that are available to the FAA under this award.

20. **Employee Protection from Reprisal.**

A. Prohibition of Reprisals —

1. In accordance with 41 U.S.C. § 4712, an employee of a grantee or subgrantee may not be discharged, demoted, or otherwise discriminated against as a reprisal for disclosing to a person or body described in sub-paragraph (A)(2), information that the employee reasonably believes is evidence of:

   a. Gross mismanagement of a Federal grant;
   b. Gross waste of Federal funds;
   c. An abuse of authority relating to implementation or use of Federal funds;
   d. A substantial and specific danger to public health or safety; or
   e. A violation of law, rule, or regulation related to a Federal grant.

2. Persons and bodies covered: The persons and bodies to which a disclosure by an employee is covered are as follows:

   a. A member of Congress or a representative of a committee of Congress;
   b. An Inspector General;
   c. The Government Accountability Office;
   d. A Federal office or employee responsible for oversight of a grant program;
   e. A court or grand jury;
   f. A management office of the grantee or subgrantee; or
   g. A Federal or State regulatory enforcement agency.

3. Submission of Complaint — A person who believes that they have been subjected to a reprisal prohibited by paragraph A of this grant term may submit a complaint regarding the reprisal to the Office of Inspector General (OIG) for the U.S. Department of Transportation.

4. Time Limitation for Submittal of a Complaint — A complaint may not be brought under this subsection more than three years after the date on which the alleged reprisal took place.

5. Required Actions of the Inspector General — Actions, limitations, and exceptions of the Inspector General's office are established under 41 U.S.C. § 4712(b).

6. Assumption of Rights to Civil Remedy — Upon receipt of an explanation of a decision not to conduct or continue an investigation by the Office of Inspector General, the person submitting a complaint assumes the right to a civil remedy under 41 U.S.C. § 4712(c).

21. **Limitations.** Nothing provided herein shall be construed to limit, cancel, annul, or modify the terms of any Federal grant agreement(s), including all terms and assurances related thereto, that have been entered into by the Sponsor and the FAA prior to the date of this Grant Agreement.

SPECIAL CONDITIONS

1. **ARFF and SRE Equipment and Vehicles.** The Sponsor agrees that it will:
   A. House and maintain the equipment in a state of operational readiness on and for the airport;
   B. Provide the necessary staffing and training to maintain and operate the vehicle and equipment;
   C. Restrict the vehicle to on-airport use only;
   D. Restrict the vehicle to the use for which it was intended; and
   E. Amend the Airport Emergency Plan and/or Snow and Ice Control Plan to reflect the acquisition of a vehicle and equipment.
2. **Equipment or Vehicle Replacement.** The Sponsor agrees that it will treat the proceeds from the trade-in or sale of equipment being replaced with these funds as airport revenue.
3. **Off-Airport Storage of ARFF Vehicle.** The Sponsor agrees that it will:
   A. House and maintain the vehicle in a state of operational readiness for the airport;
   B. Provide the necessary staffing and training to maintain and operate the vehicle;
   C. Restrict the vehicle to airport use only;
   D. Amend the Airport Emergency Plan to reflect the acquisition of the vehicle;
   E. Within 60 days, execute an agreement with local government including the above provisions and a provision that violation of said agreement could require repayment of Grant funding; and
   F. Submit a copy of the executed agreement to the FAA.
4. **Equipment Acquisition.** The Sponsor agrees that it will maintain Sponsor-owned and -operated equipment and use for purposes directly related to the airport.
5. **Utilities Proration.** For purposes of computing the United States' share of the allowable airport operations and maintenance costs, the allowable cost of utilities incurred by the Sponsor to operate and maintain airport(s) included in the Grant must not exceed the percent attributable to the capital or operating costs of the airport.
6. **Utility Relocation in Grant.** The Sponsor understands and agrees that:
   A. The United States will not participate in the cost of any utility relocation unless and until the Sponsor has submitted evidence satisfactory to the FAA that the Sponsor is legally responsible for payment of such costs;
   B. FAA participation is limited to those utilities located on-airport or off-airport only where the Sponsor has an easement for the utility; and
   C. The utilities must serve a purpose directly related to the Airport.

The Sponsor's acceptance of this Offer and ratification and adoption of the Grant Application incorporated herein shall be evidenced by execution of this instrument by the Sponsor, as hereinafter provided, and this Offer and Acceptance shall comprise a Grant Agreement, as provided by the CARES Act, constituting the contractual obligations and rights of the United States and the Sponsor with respect to the accomplishment of the Grant and compliance with the assurances and conditions as provided herein. Such Grant Agreement shall become effective upon the Sponsor's acceptance of this Offer.

UNITED STATES OF AMERICA
FEDERAL AVIATION ADMINISTRATION

Lacey D Spriggs
Lacey D Spriggs (May 12, 2020)

(Signature)

Lacey D Spriggs

(Typed Name)

Manager, LA/NM ADO

(Title of FAA Official)

Part II - Acceptance

The Sponsor does hereby ratify and adopt all assurances, statements, representations, warranties, covenants, and agreements contained in the Grant Application and incorporated materials referred to in the foregoing Offer under Part II of this Agreement, and does hereby accept this Offer and by such acceptance agrees to comply with all of the terms and conditions in this Offer and in the Grant Application.

I declare under penalty of perjury that the foregoing is true and correct.

Dated

City of Carlsbad
(Name of Sponsor)

(Signature of Sponsor's Authorized Official)

By: *(Typed Name of Sponsor's Authorized Official)*

Title: *(Title of Sponsor's Authorized Official)*

CERTIFICATE OF SPONSOR'S ATTORNEY

I, , acting as Attorney for the Sponsor do hereby certify:

That in my opinion the Sponsor is empowered to enter into the foregoing Grant Agreement under the laws of the State of New Mexico. Further, I have examined the foregoing Grant Agreement and the actions taken by said Sponsor and Sponsor's official representative has been duly authorized and that the execution thereof is in all respects due and proper and in accordance with the laws of the said State and the CARES Act. The Sponsor understands funding made available under this Grant Agreement may only be used to reimburse for airport operational and maintenance expenses, and debt service payments. The Sponsor further understands it may submit a separate request to use funds for new airport/project development purposes, subject to additional terms, conditions, and assurances. Further, it is my opinion that the said Grant Agreement constitutes a legal and binding obligation of the Sponsor in accordance with the terms thereof.

Dated at

By: _____

(Signature of Sponsor's Attorney)

CARES ACT ASSURANCES

AIRPORT SPONSORS

A. General.

1. These assurances are required to be submitted as part of the application by sponsors requesting funds under the provisions of the Coronavirus Aid, Relief, and Economic Security Act of 2020 (CARES Act or "the Act"), Public Law 116-136. As used herein, the term "public agency sponsor" means a public agency with control of a public-use airport; the term "private sponsor" means a private owner of a public-use airport; and the term "sponsor" includes both public agency sponsors and private sponsors.
2. Upon acceptance of this Grant offer by the sponsor, these assurances are incorporated into and become part of this Grant Agreement.

B. Sponsor Certification.

The sponsor hereby assures and certifies, with respect to this Grant that:

It will comply with all applicable Federal laws, regulations, executive orders, policies, guidelines, and requirements as they relate to the application, acceptance, and use of Federal funds for this Grant including but not limited to the following:

FEDERAL LEGISLATION

a. Federal Fair Labor Standards Act — 29 U.S.C. 201, *et seq.*
b. Hatch Act — 5 U.S.C. 1501, *et seq.*
c. Uniform Relocation Assistance and Real Property Acquisition Policies Act of 1970 Title 42 U.S.C. 4601, et seq.
d. National Historic Preservation Act of 1966 — Section 106 - 16 U.S.C. 470(f).
e. Archeological and Historic Preservation Act of 1974 — 16 U.S.C. 469 through 469c.
f. Native Americans Grave Repatriation Act — 25 U.S.C. Section 3001, et seq.
g. Clean Air Act, P.L. 90-148, as amended.
h. Coastal Zone Management Act, P.L. 93-205, as amended.
i. Flood Disaster Protection Act of 1973 — Section 102(a) - 42 U.S.C. 4012a.
j. Title 49, U.S.C., Section 303, (formerly known as Section 4(f)).
k. Rehabilitation Act of 1973 — 29 U.S.C. 794.
l. Title VI of the Civil Rights Act of 1964 (42 U.S.C. § 2000d et seq., 78 stat. 252) (prohibits discrimination on the basis of race, color, national origin).
m. Americans with Disabilities Act of 1990, as amended, (42 U.S.C. § 12101 et seq.), prohibits discrimination on the basis of disability).
n. Age Discrimination Act of 1975 — 42 U.S.C. 6101, et seq.
o. American Indian Religious Freedom Act, P.L. 95-341, as amended.
p. Architectural Barriers Act of 1968 — 42 U.S.C. 4151, et seq.
q. Power plant and Industrial Fuel Use Act of 1978 — Section 403- 2 U.S.C. 8373.

r. Contract Work Hours and Safety Standards Act — 40 U.S.C. 327, et seq.

s. Copeland Anti-kickback Act — 18 U.S.C. 874.1.

t. National Environmental Policy Act of 1969 — 42 U.S.C. 4321, et seq.

u. Wild and Scenic Rivers Act, P.L. 90-542, as amended.

v. Single Audit Act of 1984 — 31 U.S.C. 7501, et seq.

w. Drug-Free Workplace Act of 1988 — 41 U.S.C. 702 through 706.

x. The Federal Funding Accountability and Transparency Act of 2006, as amended (Pub. L. 109-282, as amended by section 6202 of Pub. L. 110-252).

EXECUTIVE ORDERS

a. Executive Order 11246 – Equal Employment Opportunity

b. Executive Order 11990 – Protection of Wetlands

c. Executive Order 11998 – Flood Plain Management

d. Executive Order 12372 – Intergovernmental Review of Federal Programs

e. Executive Order 12699 – Seismic Safety of Federal and Federally Assisted New Building Construction

f. Executive Order 12898 – Environmental Justice

g. Executive Order 13788 – Buy American and Hire American

h. Executive Order 13858 – Strengthening Buy-American Preferences for Infrastructure Projects

FEDERAL REGULATIONS

a. 2 CFR Part 180 – OMB Guidelines to Agencies on Governmentwide Debarment and Suspension (Nonprocurement).

b. 2 CFR Part 200 – Uniform Administrative Requirements, Cost Principles, and Audit Requirements for Federal Awards.

c. 2 CFR Part 1200 – Nonprocurement Suspension and Debarment.

d. 28 CFR Part 35 – Discrimination on the Basis of Disability in State and Local Government Services.

e. 28 CFR § 50.3 – U.S. Department of Justice Guidelines for Enforcement of Title VI of the Civil Rights Act of 1964.

f. 29 CFR Part 1 – Procedures for predetermination of wage rates.

g. 29 CFR Part 3 – Contractors and subcontractors on public building or public work financed in whole or part by loans or grants from the United States.

h. 29 CFR Part 5 – Labor standards provisions applicable to contracts covering Federally financed and assisted construction (also labor standards provisions applicable to non-construction contracts subject to the Contract Work Hours and Safety Standards Act).

i. 41 CFR Part 60 – Office of Federal Contract Compliance Programs, Equal Employment Opportunity, Department of Labor (Federal and Federally assisted contracting requirements).

j. 49 CFR Part 20 – New restrictions on lobbying.

k. 49 CFR Part 21 – Nondiscrimination in Federally-assisted programs of the Department of Transportation - effectuation of Title VI of the Civil Rights Act of 1964.

l. 49 CFR Part 26 – Participation by Disadvantaged Business Enterprises in Department of Transportation Program .49 CFR Part 27 — Nondiscrimination on the Basis of Handicap in Programs and Activities Receiving or Benefiting from Federal Financial Assistance.

m. 49 CFR Part 28 – Enforcement of Nondiscrimination on the Basis of Handicap in Programs or Activities conducted by the Department of Transportation.

n. 49 CFR Part 30 – Denial of public works contracts to suppliers of goods and services of countries that deny procurement market access to U.S. contractors.

o. 49 CFR Part 32 – Government-wide Requirements for Drug-Free Workplace (Financial Assistance).

p. 49 CFR Part 37 – Transportation Services for Individuals with Disabilities (ADA).

q. 49 CFR Part 41 – Seismic safety of Federal and Federally assisted or regulated new building construction.

SPECIFIC ASSURANCES

Specific assurances required to be included in grant agreements by any of the above laws, regulations, or circulars are incorporated by reference in this Grant Agreement.

1. **Purpose Directly Related to the Airport**

   It certifies that the reimbursement sought is for a purpose directly related to the airport.

2. **Responsibility and Authority of the Sponsor.**

   a. Public Agency Sponsor:

      It has legal authority to apply for this Grant, and to finance and carry out the proposed grant; that an official decision has been made by the applicant's governing body authorizing the filing of the application, including all understandings and assurances contained therein, and directing and authorizing the person identified as the official representative of the applicant to act in connection with the application and to provide such additional information as may be required.

   b. Private Sponsor:

      It has legal authority to apply for this Grant and to finance and carry out the proposed Grant and comply with all terms, conditions, and assurances of this Grant Agreement. It shall designate an official representative and shall in writing direct and authorize that person to file this application, including all understandings and assurances contained therein; to act in connection with this application; and to provide such additional information as may be required.

3. **Good Title.**

   It, a public agency or the Federal government, holds good title, satisfactory to the Secretary, to the landing area of the airport or site thereof, or will give assurance satisfactory to the Secretary that good title will be acquired.

4. **Preserving Rights and Powers.**

   a. It will not take or permit any action which would operate to deprive it of any of the rights and powers necessary to perform any or all of the terms, conditions, and assurances in this Grant

Agreement without the written approval of the Secretary, and will act promptly to acquire, extinguish, or modify any outstanding rights or claims of right of others which would interfere with such performance by the sponsor. This shall be done in a manner acceptable to the Secretary.

b. If the sponsor is a private sponsor, it will take steps satisfactory to the Secretary to ensure that the airport will continue to function as a public-use airport in accordance with this Grant Agreement.

c. If an arrangement is made for management and operation of the airport by any agency or person other than the sponsor or an employee of the sponsor, the sponsor will reserve sufficient rights and authority to insure that the airport will be operated and maintained in accordance Title 49, United States Code, the regulations, and the terms and conditions of this Grant Agreement.

5. Accounting System, Audit, and Record Keeping Requirements.

a. It shall keep all Grant accounts and records which fully disclose the amount and disposition by the recipient of the proceeds of this Grant, the total cost of the Grant in connection with which this Grant is given or used, and the amount or nature of that portion of the cost of the Grant supplied by other sources, and such other financial records pertinent to the Grant. The accounts and records shall be kept in accordance with an accounting system that will facilitate an effective audit in accordance with the Single Audit Act of 1984.

b. It shall make available to the Secretary and the Comptroller General of the United States, or any of their duly authorized representatives, for the purpose of audit and examination, any books, documents, papers, and records of the recipient that are pertinent to this Grant. The Secretary may require that an appropriate audit be conducted by a recipient. In any case in which an independent audit is made of the accounts of a sponsor relating to the disposition of the proceeds of a Grant or relating to the Grant in connection with which this Grant was given or used, it shall file a certified copy of such audit with the Comptroller General of the United States not later than six (6) months following the close of the fiscal year for which the audit was made.

6. Exclusive Rights.

The sponsor shall not grant an exclusive right to use an air navigation facility on which this Grant has been expended. However, providing services at an airport by only one fixed-based operator is not an exclusive right if—

a. it is unreasonably costly, burdensome, or impractical for more than one fixed-based operator to provide the services; and

b. allowing more than one fixed-based operator to provide the services requires a reduction in space leased under an agreement existing on September 3, 1982, between the operator and the airport.

7. Airport Revenues.

This Grant shall be available for any purpose for which airport revenues may lawfully be used. CARES Act Grant funds provided under this Grant Agreement will only be expended for the capital or operating costs of the airport; the local airport system; or other local facilities which are owned or operated by the owner or operator of the airport(s) subject to this agreement and all applicable addendums.

8. **Reports and Inspections.**

It will:

a. submit to the Secretary such annual or special financial and operations reports as the Secretary may reasonably request and make such reports available to the public; make available to the public at reasonable times and places a report of the airport budget in a format prescribed by the Secretary;

b. in a format and time prescribed by the Secretary, provide to the Secretary and make available to the public following each of its fiscal years, an annual report listing in detail:

1. all amounts paid by the airport to any other unit of government and the purposes for which each such payment was made; and

2. all services and property provided by the airport to other units of government and the amount of compensation received for provision of each such service and property.

9. **Civil Rights.**

It will promptly take any measures necessary to ensure that no person in the United States shall, on the grounds of race, creed, color, national origin, sex, age, or disability be excluded from participation in, be denied the benefits of, or be otherwise subjected to discrimination in any activity conducted with, or benefiting from, funds received from this Grant.

a. Using the definitions of activity, facility, and program as found and defined in §§ 21.23 (b) and 21.23 (e) of 49 CFR Part 21, the sponsor will facilitate all programs, operate all facilities, or conduct all programs in compliance with all non-discrimination requirements imposed by or pursuant to these assurances.

b. Applicability

1. Programs and Activities. If the sponsor has received a grant (or other Federal assistance) for any of the sponsor's program or activities, these requirements extend to all of the sponsor's programs and activities.

2. Facilities. Where it receives a grant or other Federal financial assistance to construct, expand, renovate, remodel, alter, or acquire a facility, or part of a facility, the assurance extends to the entire facility and facilities operated in connection therewith.

3. Real Property. Where the sponsor receives a grant or other Federal financial assistance in the form of, or for the acquisition of, real property or an interest in real property, the assurance will extend to rights to space on, over, or under such property.

c. Duration

The sponsor agrees that it is obligated to this assurance for the period during which Federal financial assistance is extended to the program, except where the Federal financial assistance is to provide, or is in the form of, personal property, or real property, or interest therein, or structures or improvements thereon, in which case the assurance obligates the sponsor, or any transferee for the longer of the following periods:

1. So long as the airport is used as an airport, or for another purpose involving the provision of similar services or benefits; or

2. So long as the sponsor retains ownership or possession of the property.

Required Solicitation Language. It will include the following notification in all solicitations for bids, Requests for Proposals for work, or material under this Grant and in all proposals for agreements, including airport concessions, regardless of funding source:

"The **City of Carlsbad**, in accordance with the provisions of Title VI of the Civil Rights Act of 1964 (78 Stat. 252, 42 U.S.C. §§ 2000d to 2000d-4) and the Regulations, hereby notifies all bidders that it will affirmatively ensure that for any contract entered into pursuant to this advertisement, disadvantaged business enterprises and airport concession disadvantaged business enterprises will be afforded full and fair opportunity to submit bids in response to this invitation and will not be discriminated against on the grounds of race, color, or national origin in consideration for an award."

d. Required Contract Provisions.

1. It will insert the non-discrimination contract clauses requiring compliance with the acts and regulations relative to non-discrimination in Federally-assisted programs of the DOT, and incorporating the acts and regulations into the contracts by reference in every contract or agreement subject to the non-discrimination in Federally-assisted programs of the DOT acts and regulations.

2. It will include a list of the pertinent non-discrimination authorities in every contract that is subject to the non-discrimination acts and regulations.

3. It will insert non-discrimination contract clauses as a covenant running with the land, in any deed from the United States effecting or recording a transfer of real property, structures, use, or improvements thereon or interest therein to a sponsor.

4. It will insert non-discrimination contract clauses prohibiting discrimination on the basis of race, color, national origin, creed, sex, age, or handicap as a covenant running with the land, in any future deeds, leases, license, permits, or similar instruments entered into by the sponsor with other parties:

   A. For the subsequent transfer of real property acquired or improved under the applicable activity, grant, or program; and

   B. For the construction or use of, or access to, space on, over, or under real property acquired or improved under the applicable activity, grant, or program.

e. It will provide for such methods of administration for the program as are found by the Secretary to give reasonable guarantee that it, other recipients, sub-recipients, sub-grantees, contractors, subcontractors, consultants, transferees, successors in interest, and other participants of Federal financial assistance under such program will comply with all requirements imposed or pursuant to the acts, the regulations, and this assurance.

f. It agrees that the United States has a right to seek judicial enforcement with regard to any matter arising under the acts, the regulations, and this assurance.

10. Foreign Market Restrictions.

It will not allow funds provided under this Grant to be used to fund any activity that uses any product or service of a foreign country during the period in which such foreign country is listed by the United States Trade Representative as denying fair and equitable market opportunities for products and suppliers of the United States in procurement and construction.

11. Acquisition Thresholds.

The FAA deems equipment to mean tangible personal property having a useful life greater than one year and a per-unit acquisition cost equal to or greater than $5,000. Procurements by micro-purchase means the acquisition of goods or services for which the aggregate dollar amount does not exceed $10,000. Procurement by small purchase procedures means those relatively simple and informal procurement methods for securing goods or services that do not exceed the $250,000 threshold for simplified acquisitions.

CITY OF CARLSBAD

AGENDA BRIEFING MEMORANDUM

Council Meeting Date: 5/26/2020

DEPARTMENT: Community Development	BY: Ken Britt	DATE: 5/20/2020

SUBJECT: Municipal Airport – Runway 14R/32L, MIRL (Lighting) Replacement Grant

BACKGROUND, ANALYSIS AND IMPACT: (Safety and Welfare/Financial/Personnel/Infrastructure/etc.)

The runway lights on runway 14R/32L have not been reliably operational for some time. The City budgeted $650,000 to replace the runway lights on 14R/32L. Costs for engineering and installation exceeded that amount. The State of New Mexico Department of Transportation has offered a grant in the amount of $112,500 so this project can be completed. This project is part of the Cavern City's Airport Masterplan which has been reviewed and recommended by the FAA.

By accepting this grant the City will be in a positon to proceed and complete this project.

DEPARTMENT RECOMMENDATION: If it is the pleasure of the City Council, it is recommended that this grant be approved and accepted.

BOARD/COMMISSION/COMMITTEE ACTION:

☐ P & Z	☐ Lodgers Tax Board	☐ Cemetery Board	☐ APPROVED
☐ Museum Board	☐ San Jose Board	☐ Water Board	☐ DISAPPROVED
☐ Library Board	☐ N. Mesa Board	☐ Beautification Committee	

Reviewed by:
City Administrator: /s/John Lowe **Date:** 05-21-20

A-1330
Updated:04/2019
Aviation

NEW MEXICO DEPARTMENT OF TRANSPORTATION

Aviation Grant Agreement Form

Date: May 19, 2020

Project Location: CNM - CAVERN CITY AIR TERMINAL

Sponsor: CARLSBAD, CITY OF

Address: PO BOX 1569

City: CARLSBAD NM Zip Code: 88221

The Sponsor must print and mail (3) three copies all with original signatures to:

NMDOT - AVIATION DIVISION
3501 ACCESS RD. C
ALBUQUERQUE, NM 87106

Participation STATE ONLY

Funding Breakdown 15-85

Contract No._____

Project No. CNM-20-02

Vendor No. 0000054314

Expiration Date_____

Purchase Order No:_____

AVIATION GRANT AGREEMENT

This Agreement is between the New Mexico Department of Transportation, acting through its Aviation Division (Department), and the Sponsor. This Agreement is effective as of the date of the last party to sign on the signature page below.

Now Therefore, pursuant to the New Mexico Aviation Act, NMSA 1978, Section 64-1-11 et seq., and the New Mexico Municipal Airport Law, NMSA 1978 Sections 3-39-1 et seq., the parties agree as follows:

1. Purpose.
The purpose of this Agreement is to provide funding, authorized in Section 64-1-13, NMSA 1978, to the Sponsor to assist in financing an aviation project.

a. Project Description:

RWY 14R-32L MIRL REPLACEMENT

b. Site of Development.The site of development is identified on the property map, attached as Exhibit A.
c. Funding.Below is the funding for the Project. The State's contribution is the maximum amount that the Department will contribute. Attached as Exhibit B is the engineer's cost estimate.

State	Sponsor	Other	Total
$ 112,500	$ 637,500	$ 0	$ 750,000

2. The Sponsor Shall:

a. Pay all costs, perform all labor, and supply all material, except as described in the Engineers Estimate attached as EXHIBIT B.
b. Provide a representative from its organization who shall serve as the single point of contact for the Department.
c. Establish and maintain a resolution by which the Sponsor agrees to establish an airport maintenance program and appoint an individual to be responsible for management of the program.
d. Initiate engineering, survey, and all other design activities, inspect Project construction and, coordinate all meetings.
e. Be responsible for all design and pre-construction activities.
f. Initiate and cause to be prepared all necessary documents including plans, specifications, estimates (PS&E), and reports for this Project.
g. Assure that all design and PS&E are performed under the direct supervision of a Registered New Mexico Professional Engineer.
h. Design the Project in accordance with State and Federal guidelines and/or advisory circulars, hereby incorporated into this Agreement. Construction projects will be accomplished in accordance with the Federal Aviation Administration's Standards for Specifying Construction of Airports (Advisory Circular 150/5370-10, current edition).

i. Notify the Department when the plans and specifications are sufficiently complete for review.
j. Make no changes in design or scope of work without documented approval of the Department.
k. Advertise for and contract for the construction of the Project in accordance with federal and state laws or local ordinances.
l. Require the Engineer to prepare a final detailed estimate of the work, indicating the bid items, the quantity in each item, the unit bid price and cost of the items based on low acceptable bid prices. Progress estimates shall be submitted to the Department in acceptable form so that details of quantities allowed on various items of work shall be shown on each progress payment.
m. The Sponsor shall submit to the Department one complete set of plans and specifications which incorporate all comments and recommendations received during pre-bid activities and which have been fully executed by all involved parties.
n. The Sponsor shall take all steps, including litigation if necessary, to recover State funds spent in violation of state laws and rules. The Sponsor shall return any recovered state funds to the Department. It shall furnish to the Department, upon request, all documents and records pertaining to the determination of the amount of the state's share of any settlement, litigation, negotiation, or the efforts taken to recover such funds. All settlements or other final dispositions by the Sponsor, in court or otherwise, involving the recovery of such state funds shall be approved in advance by the Department.
o. The Sponsor shall, upon reasonable notice, allow the Department the right to inspect the Project for the purposes of determining if it is being constructed in a good and workmanlike manner, and if the approved plans and specifications are being complied with satisfactorily. If an inspection discloses a failure to substantially meet such requirements and standards the Department may terminate payment or payments until a mutually satisfactory remedy is reached.

3. The Department Shall:

a. Assign a contact person for this project.
b. Provide timely reviews of all submittals of scopes, plans, specifications, investigations or other documents.
c. The Department shall not provide an extensive check of any plans submitted by the Sponsor. The Department's concurrence of the Project plans does not relieve the Sponsor or its Consultant of their responsibility for errors and omissions.

4. Both Parties Agree:

a. The allowable costs of this Project shall not include costs determined by the Department to be ineligible for consideration under the Aviation Act.
b. The expenditure of any State money is subject to approval by the Department.
c. Funds granted under the Local Governments Road Fund, NMSA 1978 Section 67-3-28.2, shall not be used to administer this Project or used to meet the local match.

5. Method of Payment - Reimbursement.

The Department shall reimburse the Sponsor in accordance with the terms of this agreement. Claims for reimbursement shall be completed on form A-1159, Request for Reimbursement. Each request for reimbursement shall contain proof of payment for valid expenditures for services rendered by a third party or items of tangible property received by the Sponsor for the implementation of the Project. The Department reserves the right to withhold reimbursement on requests that are incorrect and/or incomplete. The Final reimbursement request must be received no later than thirty (30) days after completion of the project or the expiration of this Agreement.

The Sponsor shall not be reimbursed for any costs incurred prior to the full execution of the Agreement, after the expiration of the Agreement or in excess of the maximum dollar amount of the agreement unless the maximum dollar amount is duly amended prior to incurring the service or deliverable. Any unexpended portion of funds subject to this Agreement shall revert to the State Aviation Fund.

6. Accountability of Receipts and Disbursements.

There shall be strict accountability for all receipts and disbursements. The Sponsor shall maintain all records and documents relative to the Project for a minimum of three (3) years after completion of said Project. The Sponsor shall furnish the Department or State Auditor, upon demand, all records which support the terms of this Agreement.

7. Term.
The Agreement becomes effective upon signatures of all parties. The effective date is the date when the last party signed the Agreement on the signature page below. This agreement shall expire two (2) years from the effective date, unless terminated pursuant to Sections 8 and 17, below.

8. Termination for Cause.
The Department has the option to terminate this Agreement if the Sponsor fails to comply with any provision of this Agreement. A written notice of termination shall be given at least thirty (30) days prior to the intended date of termination and shall identify all of the Sponsor's breaches on which the termination is based.

The Department may provide the Sponsor a reasonable opportunity to correct the breach. If within ten (10) days after receipt of a written notice of termination, the Sponsor has not corrected the breach or, in the case of a breach which cannot be corrected in ten (10) days, the Sponsor has not begun and proceeded in good faith to correct the breach, the Department may declare the Sponsor in default and terminate the Agreement. The Department shall retain any and all other remedies available to it under the law.

By such termination neither party may nullify obligations already incurred for performance or failure to perform for the work rendered prior to the date of termination. However, neither party shall have any obligation to perform services or make payment for services rendered after such date of termination.

9. Disposition of Property.
a. Upon termination of this Agreement, the Sponsor shall account for any remaining property, materials or equipment belonging to the Department and dispose of them as directed by the Department.
b. Any equipment, materials or supplies procured under this Agreement shall be used solely for aviation purposes maintained according to the manufacturers guidelines and stored at the airport.

10. Representations and Certification.
The Sponsor, by signing this Agreement, represents and certifies the following:
a. Legal Authority - The Sponsor has the legal power and authority to: (1) do all things necessary in order to undertake and carry out the Project in conformity with the provisions stated in the New Mexico Aviation Act and Rules and Regulations pursuant thereto; (2) accept, receive and disburse grant funds from the State of New Mexico in aid of the Project; and (3) carry out all provisions stated in this Aviation Grant Agreement.

b. Defaults - The Sponsor is not in default on any obligation to the State of New Mexico relative to the development, operation or maintenance of any airport or aviation project.

c. Possible Disabilities - The Sponsor states, by execution of this Agreement, there are no facts or circumstance (including the existence of effective or proposed leases, use agreements, or other legal instruments affecting use of the airport or the existence of pending litigation or other legal proceedings) which in reasonable probability might make it impossible for the Sponsor to carry out and complete the Project.

d. Land - The Sponsor holds the property interest in the areas of land which are to be developed or used as part of or in connection with the Project and is identified in a current Airport Property Map. The Sponsor further certifies that the aforementioned is based on a title examination by a qualified attorney or title company who has determined that the Sponsor holds the stated property interests.

11. Assurances.
The Sponsor, by signing this Agreement, covenants and agrees to the following Assurances:
a. That it will operate the airport for the use and benefit of the public on fair and reasonable terms and without unjust discrimination.
b. That it will keep the airport open to all types, kinds and classes of aeronautical use without discrimination between such types, kinds, and classes. The Sponsor shall establish fair, equal and not unjustly discriminatory conditions to be met by all users of the airport as may be necessary for the safe and efficient operation.

c. Neither it nor any person or organization occupying space at the airport will discriminate against any person or class of persons by reason of race, color, creed, or national origin in the use of the facility and, further that any person, firm or corporation rendering service to the public on the airport will do so on a fair, equal and not unjustly discriminatory basis.

d. Operate and maintain in a safe and serviceable condition the airport and all facilities which are necessary to serve the aeronautical users and will not permit any activity which would interfere with its use for airport purposes.

e. By acquisition of land interest, acquisition of easements, airspace zoning, or other accepted means, protect the runway approaches and the airspace in the immediate vicinity of the airport from the construction, alteration, erection or growth of any structure which would interfere with the use or operation of the airport.

f. Comply with the New Mexico Aviation Act and associated provisions, NMSA 1978 Sections 64-1-1 to 64-5-4 and the New Mexico Municipal Airport Law, NMSA 1978 Sections 3-39-1 et seq.

g. That it shall not award the contract nor give bidding documents to any contractor who is subject to suspension or debarment by the U.S. Department of Transportation or the Department at the time of the bidding or award of the contract. Violation of this provision shall void this Agreement.

12. Third Party Beneficiaries.
It is not intended by any of the provisions of any part of this Agreement to create in the public or any member thereof a third party beneficiary or to authorize anyone not a party to the Agreement to maintain a suit(s) for wrongful death(s), bodily and/or personal injury(ies) to person(s), damage(s) to property(ies), and/or any other claim(s) whatsoever pursuant to the provisions of this Agreement.

13. New Mexico Tort Claims Act.
As between the Department and the Sponsor, neither party shall be responsible for liability incurred as a result of the other party's acts or omissions in connection with this Agreement. Any liability incurred in connection with this Agreement is subject to the immunities and limitations of the New Mexico Tort Claims Act, NMSA 1978, Section 41-4-1, *et seq*. This paragraph is intended only to define the liabilities between the parties and it is not intended to modify, in any way, the parties' liabilities as governed by common law or the New Mexico Tort Claims Act.

14. Scope of Agreement.
This Agreement incorporates all the agreements, covenants, and understandings between the parties concerning the subject matter. All such covenants, agreements, and understandings have been merged into this written Agreement. No prior Agreement or understandings, verbal or otherwise, of the parties or their agents shall be valid or enforceable unless embodied in this Agreement.

15. Terms of this Agreement.
The terms of this Agreement are lawful; performance of all duties and obligations shall conform with and do not contravene any state, local, or federal statutes, regulations, rules, or ordinances.

16. Equal Opportunity Compliance.
The parties agree to abide by all federal and state laws and rules and regulations, and executive orders of the Governor of the State of New Mexico, pertaining to equal employment opportunity. In accordance with all such laws and rules and regulations, and executive orders of the Governor of the State of New Mexico, the parties agree to assure that no person in the United States shall, on the grounds of race, color, national origin, ancestry, sex, sexual preference, age or handicap, be excluded from employment with, or participation in, any program or activity performed under this Agreement. If the parties are found to not be in compliance with these requirements during the term of this Agreement, the parties agree to take appropriate steps to correct these deficiencies.

17. Appropriations and Authorizations of State and Federal Funds.
The terms of this Agreement are contingent upon sufficient appropriations and authorizations being made by the governing board of the Sponsor, the Legislature of New Mexico, or the Congress of the United States if federal funds are involved, for performance of the Agreement. If sufficient appropriations and authorizations are not made by the Sponsor, Legislature or the Congress of the United States if federal funds are involved, this Agreement shall terminate upon written notice being given by one party to the other. The Department and the Sponsor are expressly not committed to expenditure of any funds until such time as they are programmed, budgeted, encumbered, and approved for expenditure.

18. Severability.
In the event that any portion of this Agreement is determined to be void, unconstitutional or otherwise unenforceable, the remainder of this Agreement shall remain in full force and effect.

19. Applicable Law.
The Laws of the State of New Mexico shall govern this Agreement, without giving effect to its choice of law provisions. Venue shall be proper only in a New Mexico court of competent jurisdiction in accordance with NMSA 1978, Section 38-3-1(G).

20. Principal Contacts and Notices.
The principal contacts for this Agreement are listed below. Except as otherwise specified, all notices shall be in writing (including notice by facsimile or E-mail) and shall be given to the principal contacts listed below.

Name:	Daniel R. Moran
Title:	Finance & Administrative Manager
Address:	New Mexico Department of Transportation - Aviation Division 3501 Access Rd C. Albuquerque, NM 87106
Office:	(505) 244-1788 ext. 9112
Fax:	(505) 244-1790
E-mail:	dan.moran@state.nm.us

Name	SHERRI CHANDLER			
Title	AIRPORT MANAGER			
Sponsor	CARLSBAD, CITY OF			
Address	PO BOX 1569			
City	CARLSBAD	NM	Zip Code	88221
Office Phone	+1 (575) 887-3060	Fax		
E-Mail	sechandler@cityofcarlsbadnm.com			

21. Amendment.
This Agreement shall not be altered, modified, or amended except by an instrument in writing and executed by the parties.

In witness whereof, each party is signing this Agreement on the date stated opposite of that party's signature.

NEW MEXICO DEPARTMENT OF TRANSPORTATION

By:_____ Date: _____
Cabinet Secretary or Designee

Recommended by:

By:_____ Date: _____
Aviation Division Director
or Designee

Approved as to form and legal sufficiency by the New Mexico Department of Transportation's Office of General Counsel

By:_____ Date: _____
Assistant General Counsel

SPONSOR

Print Name:_____

By:_____ Date:_____

Title: _____

CITY OF CARLSBAD

AGENDA BRIEFING MEMORANDUM

Council Meeting Date: May 26, 2020

DEPARTMENT: Transit	BY: Joshua Moore	DATE: May 18, 2020

SUBJECT: Memorandum of Agreement between the New Mexico Department of Transportation and the City of Carlsbad/Carlsbad Municipal Transit System

BACKGROUND, ANALYSIS AND IMPACT: (financial)

Carlsbad Municipal Transit annually receives funding assistance through the Federal Transit Administrations 49 U.S.C. Section 5311 Grant. This grant is awarded at a state level, to each state's individual Department of Transportation. In our case, (NMDOT) the New Mexico Department of Transportation. NMDOT in turn, awards the various agencies within the state their awarded allocation for the year.

On September 24th, 2019 council approved a Memorandum Of Agreement between The City of Carlsbad and NMDOT concerning this Section 5311 funding. Under normal circumstances this grant pays 80% administrative, 50% operating, and 80% of approved capital expenses. Due to the COVID-19 pandemic and the unexpected revenue losses related to reduced service operations during an emergency, NMDOT has received funding through the "CARES Act" in order to provide additional financial assistance to transit agencies across the state. This will provide additional federal funding at 100% federal share to the city to cover expenses from March 1, 2020 to September 30, 2020 for program administration in the amount of $115,589.92 and operating assistance in the amount of $329,088.22. Total federal amount is not to exceed $786,363.50 ($187,662.10 savings to the city), as described below:

Amended Match Amount	Total	Federal	Local
Administrative (80/20)	$82.564.22	$66,051.38	$16,512.84
Operating (50/50)	$235,063.02	$117,531.51	$117,531.51
Administrative (100%)	$115,589.92	$115,589.92	-
Operating (100%)	$329,088.22	$329,088.22	-
Capital to Vendor (80/20)	$80,008.09	$64,006.47	$16,001.62
Capital to Subgrantee (80/20)	$117,620.00	$94,096.00	$23,524.00
Total Administrative, Operating, and Capital	**$959,933.47**	**$786,363.50**	**$173,569.97**

Original Amount: (for comparison)

Administrative (80/20)	$198,154.14	$158,523.31	$39,630.83
Operating (50/50)	$564,151.24	$282,075.62	$282,075.62
Capital to Vendor (80/20)	$80,008.09	$64,006.47	$16,001.62
Capital to Subgrantee (80/20)	$117,620.00	$94,096.00	$23,524.00
Total Administrative, Operating, and Capital	**$959,933.47**	**$598,701.40**	**$361,232.07**

DEPARTMENT RECOMMENDATION: If it is the pleasure of the City Council, it is recommended that amended contract MO1650/1 for public transportation U.S.C. Section 5311 be approved.

BOARD/COMMISSION/COMMITTEE ACTION:

☐ P & Z ☐ Lodgers Tax Board ☐ Cemetery Board } ☐ APPROVED
☐ Museum Board ☐ San Jose Board ☐ Water Board
☐ Library Board ☐ N. Mesa Board ☐ Beautification Committee } ☐ DISAPPROVED

Reviewed by:
City Administrator: /s/ John Lowe **Date:** 05-21-20

ATTACHMENT: Amendment MO1650/1, Memorandum of Agreement M01650, CARES Act Funding Memo

NEW MEXICO
DEPARTMENT OF TRANSPORTATION

Transit and Rail Division

P.O. Box 1149
SANTA FE, NM 87504-1149

DATE: October 10, 2019

TO: Mr. Joshua Moore
Transit Manager
City of Carlsbad
P.O. Box 1569
Carlsbad, NM 88221-1569

FROM: Jason Park, Rural Transit Planner, Transit and Rail Division

SUBJECT: Section 5311 FY20 MOA

__ ____ Sign document (Mayor or Program Director)

_____ Initial changes on page(s) _____

__ ____Sign & return the three (3) original documents. (An original will be returned to you when processing is complete.)

____X___Retain for your records

PLEASE DIRECT ANY QUESTIONS OR COMMENTS TO:

JASON PARK
Urban and Regional Planner
Transit and Rail Division
New Mexico Department of Transportation
P.O. Box 1149
Santa Fe, NM 87504-1149
PHONE (505)490-5347

COMMENTS:

Attached you will find the FY20 MOA, please retain for your records.

Fed/Ex or UPS:

1350 Alta Vista, SB4 2nd Floor
Santa Fe, NM 87505

USPS:

PO Box 1149
Santa Fe, NM 87504-1149

Council Approved

SEP 2 4 2019

CITY OF CARLSBAD

AGENDA BRIEFING MEMORANDUM

Council Meeting Date: September 24, 2019

DEPARTMENT: Transit	BY: Joshua Moore	DATE: Sept. 11, 2019

SUBJECT: Memorandum of Agreement between the New Mexico Department of Transportation and the City of Carlsbad/Carlsbad Municipal Transit System

BACKGROUND, ANALYSIS AND IMPACT: (Safety and Welfare/Financial/Personnel/Infrastructure/etc.)

This is the Memorandum of Agreement between the NMDOT and the City of Carlsbad for FY 2020 U.S.C. Section 5311 Program. This program provides public transportation for the citizens of Carlsbad. The agreement is for a combined total of $959,933.47 for Administrative, Operating, and Capital Costs.

Amount Awarded:

	Total	Federal	Local
Administrative (80/20)	$198,154.14	$158,523.31	$39,630.83
Operating (50/50)	$564,151.24	$282,075.62	$282,075.62
Capital to Vendor (80/20)	$80,008.09	$64,006.47	$16,001.62
Capital to Subgrantee (80/20)	$117,620.00	$94,096.00	$23,524.00
Total Administrative, Operating, and Capital	**$959,933.47**	**$598,701.40**	**$361,232.07**

Amount Requested: (for comparison)

	Total	Federal	Local
Administrative (80/20)	$364,444.00	$291,555.20	$72,888.80
Operating (50/50)	$816,779.00	$408,389.50	$408,389.50
Capital to Vendor (80/20)	$197,620.00	$158,096.00	$39,524.00
Total Administrative, Operating, and Capital	**$1,378,843.00**	**$858,040.70**	**$520,802.30**

DEPARTMENT RECOMMENDATION: If it is the pleasure of the City Council, it is recommended that the agreement for public transportation U.S.C. Section 5311 be approved.

BOARD/COMMISSION/COMMITTEE ACTION:

_ P & Z	Lodgers Tax Board	Cemetery Board	}	APPROVED
Museum Board	San Jose Board	Water Board	}	
_ Library Board	N. Mesa Board	Beautification Committee	}	DISAPPROVED

Reviewed by:
City Administrator: Date: 9/18/19

ATTACHMENT: Memorandum of Agreement & Section 5311 Program FY 20 Application Summary

Contract # 21150
Vendor # 00054314

FISCAL YEAR 2020 (FY 20)

MEMORANDUM OF AGREEMENT

BETWEEN

THE NEW MEXICO DEPARTMENT OF TRANSPORTATION

AND

CITY OF CARLSBAD

This Agreement is between the **STATE OF NEW MEXICO**, acting through its **DEPARTMENT OF TRANSPORTATION**, Transit and Rail Division (Department), and the **CITY OF CARLSBAD** (Subrecipient). This Agreement is effective as of the date of the last party to sign it on the signature page below

RECITALS

Whereas, 49 U.S.C. Section 5311 provides federal assistance for public transportation in rural and non-urbanized areas by way of a formula grant program administered by each state;

Whereas, 49 U.S.C. Section 5339 provides federal assistance for buses and bus-related equipment and facilities by way of a formula grant program administered by each state;

Whereas, the State of New Mexico participates in the 49 U.S.C. Section 5311 and 49 U.S.C. Section 5339 Programs collectively referred to herein as the Program;

Whereas, the Governor of the State of New Mexico designated the Department to administer the Program funds; and

Whereas, the Subrecipient applied for financial assistance for public transportation services, which was approved by the Department and the Federal Transit Administration (FTA).

Now, therefore, pursuant to Section 67-3-69 NMSA 1978, the parties agree as follows:

1. **Scope of Program.**

   A. **Operations Profile.** The Subrecipient shall provide transportation services to the public within its service area as specified in the Operations Profile, which is incorporated by reference and is on file with the Department and the Subrecipient.

   B. **Use of Capital Equipment.** The Subrecipient agrees that any capital equipment, purchased under this Agreement, shall be used to provide public transportation service within the area described in the Operations Profile. If the equipment is not used in this manner or withdrawn from service, the Subrecipient shall notify the Department in writing, five (5) working days of such event, and shall return the Program equipment in accordance with *Section 15. Use of Program Equipment.*

   C. **Use of Program Funds.** The services described in the Operations Profile shall remain intact throughout the term of this Agreement. The Subrecipient must notify and seek approval from the Department if there will be an elimination or a reduction of services greater than twenty percent (20%). Notice must be in writing, either hand delivered or sent by U.S. Certified Mail, five (5) working days prior to the reduction or elimination services. Failure to provide notice shall give the Department cause for termination, as described in *Section 7. Termination for Cause.*

   D. **Policy Manuals.** The Subrecipient shall develop, adopt, and publish a Drug and Alcohol Policy Manual as described in *Section 30. Drug and Alcohol Testing.*

E. **Fare Schedule.** The fare schedule, which must be approved by the Subrecipient's governing body, shall be stated in the approved Operations Profile. The Department must also approve all fare schedules in writing.

F. **Advertising.** The Subrecipient shall conduct an advertising program to increase ridership on all trips. Acceptable advertising includes but is not limited to: fliers and handbills; signs and posters; radio announcements; press releases and articles in local and organization newspapers, bulletins, and newsletters. In addition, the name of the service together with the words "Public Transportation" shall be prominently displayed on all vehicle(s) and be readable at a distance of no less than thirty (30) feet. Painted or affixed signing with a decal is acceptable. Magnetic signs are not acceptable. The name shall indicate that the service is a transportation system open to the public. The Subrecipient must have a telephone number established and operative during hours of transportation services so that the public can access information. All methods of advertising and the signs on the vehicles shall include the telephone number.

G. **Personnel.** The Subrecipient shall provide to the Department the name of the Program Director and a list of primary duties within fifteen (15) days of execution of this Agreement. If the program director should change, the Subrecipient shall inform the Department in writing, either hand-delivered or sent by U.S. certified mail, fifteen (15) working days prior to the personnel change.

2. **Cost of Program.**
The Department shall provide partial funding to the Subrecipient to cover expenses of the Program as described in the approved Operations Profile from October 1, 2019 to September 30, 2020 in an amount described below:

Subaward FY 20

City of Carlsbad	Total	Federal	Local
Administration (80/20) Section 5311	$ 198,154.14	$ 158,523.31	$ 39,630.83
Operating (50/50) Section 5311	$ 564,151.24	$ 282,075.62	$ 282,075.62
Capital to Vendor (80/20) Section 5339	$ 80,008.09	$ 64,006.47	$ 16,001.62
Capital to Subgrantee (80/20) Section 5339	$ 117,620.00	$ 94,096.00	$ 23,524.00
Total Administration, Operating and Capital	**$ 959,933.47**	**$ 598,701.40**	**$ 361,232.07**

Vehicle purchases must be under contract with a vendor by March 31, 2020, with a copy of the contract and signed buyer's order provided to the Department. Vehicle purchase funds that are not obligated by contract by March 31, 2020, may revert to the Department. Any remaining federal funds that are not expended by September 30, 2020 will revert to the Department.

This program is funded with grants provided by the FTA Section 5311 Rural Transit Funds, Catalog of Federal Domestic Assistance number 20.509 and FTA Section 5339(a) Buses and Bus Facilities Formula, Catalog of Federal Domestic Assistance number 20.526. (**See Attachment A.**) The Department's share of Program expenses shall be obtained from the federal government. State funds will not be earmarked or disbursed to fund the Program. The Department shall not be responsible for any other costs incurred by the Subrecipient. The Subrecipient shall take all actions necessary to fund its share of the Program.

3. **Method of Payment.**
The Department shall either reimburse the Subrecipient or pay the vendor on behalf of the Subrecipient for the Department's share of the Program costs upon receipt of invoices, with sufficient supporting documentation as determined and approved by the Department, indicating that expenses have been paid and/or money is owed.

Subrecipients that receive administration and/or operating assistance are to submit Budget Summary Reports on a monthly basis, to be received by the Department by the 25th day of the following month. These invoices shall be submitted electronically to the Department utilizing BlackCat. All expenses must be actual and listed on the invoice as charged. Rounding up or down, other than the total, is not permitted. Only those expenses or percentage thereof, properly documented and deemed eligible, shall be reimbursed. Accurate ridership numbers documenting the service provided shall be submitted with each monthly invoice. The Department may withhold payment of monthly invoices that are incorrect and/or incomplete.

4. Costs.

A. Eligible Costs are those costs attributable to and allowed under the Program and the provisions of 2 CFR 200 Uniform Administrative Requirements, Cost Principles, and Audit Requirement for Federal Awards.

B. Capital costs incurred by the Subrecipient prior to the effective date of this Agreement or after termination are not eligible for reimbursement. However, operating and administrative costs incurred retroactive to October 1, 2019, the Agreement initiation date, are eligible for reimbursement. Operating or administrative costs incurred after the termination date shall not be eligible for reimbursement.

C. Within sixty (60) days after completion of this Agreement, the Subrecipient shall submit a final invoice to the Department for Administration and Operating expenses and a financial statement showing the total expense of the Program. Subrecipient shall have the twenty percent (20%) matching capital funds encumbered at the time the vehicle order is placed with the vendor and a copy of the Purchase Order must to be sent to the Department under this active Agreement. The Subrecipient's twenty percent (20%) match for capital expenses shall be provided in cash from sources other than federal funds.

5. **State General Appropriation Funds Not Obligated.**
Nothing in this Agreement shall be construed as obligating state general appropriation funds for payment of any debt or liability arising under this Agreement. The parties expressly acknowledge that all payments made under this Agreement are from federal funds appropriated for these purposes.

6. **Term.**
This Agreement becomes effective upon the signature of all parties or on October 1, 2019, whichever is later. The effective date is the date the last party signed the Agreement on the signature page below. All costs incurred under this agreement from October 1, 2019 to September 30, 2020 may be reimbursed. This Agreement shall expire September 30, 2020 or when Federal funding is expended, whichever occurs first.

7. **Termination for Cause.**
The Department has the option to terminate this Agreement if the Subrecipient fails to comply with any provision. A written notice of termination shall be given at least thirty (30) days prior to the intended date of termination and shall identify all of the Subrecipients breaches on which the termination is based.

The Department may provide the Subrecipient a reasonable opportunity to correct the breach. If within ten (10) days after receipt of a written notice of termination, the Subrecipient has not corrected the breach or, in the case of a breach which cannot be corrected in ten (10) days, the Subrecipient has not begun and proceeded in good faith to correct the breach, the Department may declare the Subrecipient in default and terminate the Agreement. The Department shall retain any and all other remedies available to it under the law. Upon termination of this Agreement, the Subrecipient shall return the Program equipment as specified in *Section 1. Scope of the Program.*

8. **Appropriations.**
The terms of this Agreement are contingent upon sufficient appropriations and authorizations being made by the Congress of the United States. If sufficient appropriations and authorizations are not made, this Agreement shall terminate upon written notice from the Department to the Subrecipient. The Department's decision as to whether sufficient appropriations are available shall be accepted by the Subrecipient and shall be final.

9. **Termination Management, Allowable Costs.**
In the event of termination, neither party may nullify obligations already incurred for performance or failure to perform. The Subrecipient shall be paid for all the allowable costs incurred prior to the date of termination, subject to audit verification by the Department or its duly authorized representative.

The Subrecipient shall not be paid for any costs incurred that are inconsistent with, or contrary to, the terms and conditions of this Agreement.

10. **Breach and Dispute Resolution.**
Disputes which cannot be resolved informally by the parties shall be decided in writing by a representative of the Department's Transit and Rail Division. The Subrecipient has ten (10) days from receipt of the decision to file a

written appeal with the Transit and Rail Division. Upon appeal, the Subrecipient will be afforded an opportunity to be heard and to offer evidence in support of its position. The decision of the Transit and Rail Division on appeal shall be binding.

11. **Procurement Requirements and Buy America.**
The Subrecipient shall purchase Program equipment pursuant to procedures established by the United States Department of Transportation (U.S. DOT), the FTA, applicable New Mexico State Law, and the standards set forth in: Third Party Contracting Guidance, FTA Circular 4220.1F; Americans with Disabilities Act of 1990, Pub. L. No. 101-336; and Pre-Award and Post-Delivery Audits of Rolling Stock Purchases, 49 C.F.R. Part 663.

The Subrecipient agrees to comply with 49 U.S.C. Section 5323(j)(1) as amended by Moving Ahead for Progress in the 21st Century (MAP-21), Fixing America's Surface Transportation Act (FAST Act) and FTA regulations, "Buy America Requirements," 49 C.F.R. Part 661 to the extent those regulations are consistent with MAP-21 and FAST Act provisions, and subsequent amendments to those regulations that may be promulgated.

Prior to awarding a bid award or execution of a contract for services or capital equipment in excess of $10,000, the Subrecipient shall seek concurrence in writing from the Department.

12. **Rolling Stock.**
In acquiring rolling stock, the Subrecipient agrees that the parties are bound by the following provisions:

A. **Method of Acquisition.** In compliance with 49 U.S.C. Section 5325(f), the Recipient agrees that any third party contract award it makes for rolling stock will be based on initial capital costs, or on performance, standardization, life cycle costs, and other factors, or on a competitive procurement process.

B. **Multi-year Options.** In accordance with 49 U.S.C. Section 5325(e)(1), a Recipient procuring rolling stock financed with Federal assistance under 49 U.S.C. Chapter 53 may not enter into a multiyear contract with options, exceeding five (5) years after the date of the original contract, to purchase additional rolling stock and replacement parts.

C. **Pre-Award and Post-Delivery Audits.** The Recipient agrees to comply with the requirements of 49 U.S.C. Section 5323(m) and FTA regulations, "Pre Award and Post Delivery Audits of Rolling Stock Purchases," 49 C.F.R. Part 663, and any amendments to those regulations that may be promulgated.

D. **Bus Testing.** To the extent applicable, the Recipient agrees to comply with the requirements of 49 U.S.C. Section 5318(e) and FTA regulations, "Bus Testing," 49 C.F.R. Part 665, and any amendments to those regulations that may be promulgated.

13. **Insurance.**
The Subrecipient shall maintain liability, comprehensive, collision, and uninsured motorist insurance adequate to protect the Program equipment, and satisfactory to the Department. The Department shall be named as an additional insured and a loss payee on Subrecipient's policy for each vehicle on which the Department has a lien. A certificate of insurance must be provided to the Department and it shall state that coverage provided under the policy is primary over any other valid insurance. The Subrecipient shall provide the Department documentation of subsequent renewals and shall keep on file a copy of the insurance policy, which shall be accessible to the Department.

The Subrecipient shall require contractors and subcontractors hired to perform the services under this Agreement to have a commercial general liability insurance policy. The Department shall be named as an additional insured on the contractor's and subcontractor's policy and a certificate of insurance must be provided to the Department and it shall state that coverage provided under the policy is primary over any other valid insurance.

The Subrecipient shall require contractors and subcontractors hired to perform services under this Agreement to indemnify, defend and hold harmless the State of New Mexico, the Department, its officers, agents and employees from and against all suits, actions or claims of any character brought because of any injury, including death or damages arising out of contractors' or subcontractors' construction or maintenance activities pursuant to this

Agreement, as memorialized herein and subject to any additional permit that may be required of the contractor or subcontractor to perform said activities.

14. **New Mexico Tort Claims Act.**
As between the Department and the Subrecipient, neither party shall be responsible for liability incurred as a result of the other party's acts or omissions in connection with this agreement. Any liability incurred in connection with this Agreement is subject to the immunities and limitations of the New Mexico Tort Claims Act, Sections 41-4-1, *et seq.*, NMSA 1978. This paragraph is intended only to define the liabilities between the parties and it is not intended to modify, in any way, the parties' liabilities as governed by the common law of the New Mexico Tort Claims Act.

15. **Use of Program Equipment.**

A. A Program Vehicle Inventory must be completed for each vehicle used in the program, within thirty (30) days of delivery. Post Delivery Inspection forms shall be completed before the vehicle is placed into service. The forms shall be uploaded to the corresponding vehicle inventory in BlackCat. Vehicle Inventory shall be reported and updated within BlackCat on a quarterly schedule, and as changes to the vehicle inventory occur.

B. The Subrecipient shall maintain a current written fleet maintenance plan that includes procedures for preventive and defect maintenance, warranty tracking and claims recovery, and recall notification and follow-up. Warranty tracking and claims recovery shall be reported in BlackCat and updated as claims are processed. Recall notifications shall be reported in BlackCat as they are received and updated as repairs are completed.

C. The Subrecipient shall follow the equipment manufacturer's minimum standards and recommended preventive maintenance schedules. The Subrecipient shall maintain the equipment in a clean, safe, and mechanically sound condition. The Department or its authorized representative has the right to conduct periodic inspections during normal business hours for the purpose of confirming property maintenance pursuant to this clause. The Subrecipient shall prepare reports describing usage, any modifications, and other related information for such periods of time and frequency as may be prescribed by the Department.

D. The Subrecipient shall keep daily Pre/Post Trip Inspection Records before and after the use of each transit vehicle.

E. Each vehicle must contain a fire extinguisher, first aid kit (including a blood borne pathogens/biohazard kit), fluorescent triangles and/or safety flares, reflective vests for drivers, flashlights, and web cutters/seat belt cutters, while the vehicle is in operation.

F. Program Facilities Inventory must be completed for each facility used in the Program. The Program Facility Inventory shall be reported and updated within BlackCat on an Annual schedule, and, as changes to the facility inventory occur.

G. The Subrecipient shall maintain a current written facility maintenance plan that includes procedures for preventive and defect maintenance, warranty tracking and claims recovery, and recall notification and follow-up.

H. The Program equipment shall be used to provide public transportation service within the described service area and in the manner described in *Section 1. Scope of Program.*

I. Failure to use the equipment as described in *Section 1. Scope of Program* shall be considered a material breach of contract subject to the provisions of *Section 7. Termination for Cause.*

J. The Subrecipient shall notify the Department immediately of vehicular/facilities accidents, thefts, or vandalism involving Program equipment. All supporting documentation relating to the incident, including police reports, damage assessments, insurance claims, shall be reported and uploaded in BlackCat to the

corresponding inventory record. Failure to notify the Department shall be considered a material breach of contract subject to the provisions of *Section 7. Termination for Cause.*

K. All program equipment that is damaged in an accident, by vandalism, or weather is to be repaired or replaced depending on the physical and monetary extent of the damage and according to its scheduled final disposition.

L. If the Subrecipient wants to remove any Program equipment from service or dispose of such equipment either as a result of planned withdrawal, casualty loss, or transfer, the Subrecipient shall submit a completed disposition or transfer request in BlackCat including all relevant and required supporting documentation. Subrecipients may also contact the Department to obtain specific disposition instructions.

M. The Department may require that Program equipment purchased under FTA programs, on which liens are held, be returned to the Department. Such Program equipment shall be returned in good working condition within ten (10) working days or as stipulated by the Department. If the Subrecipient fails to return the equipment, the Department, as the recorded lien holder, shall have the right to immediately repossess the vehicle(s) by whatever means available to it under New Mexico law.

N. Upon termination of the Agreement under *Section 7. Termination for Cause*, the Subrecipient shall not be eligible for reimbursement of any costs associated with the vehicle(s) purchase or be entitled to damages arising from Program operations, except that the Subrecipient shall be reimbursed for its pro-rata share of the Program equipment's depreciated value as determined by the Straight Line Depreciation method.

O. The Subrecipient agrees that no modifications will be made to Program vehicle(s) with liens held by the Department without prior written approval of the Department. If unapproved modifications are made, the Subrecipient is responsible for the cost of restoring the vehicle(s) to its original condition.

16. Charter Bus Requirements.

The Subrecipient agrees to comply with 49 U.S.C. Section 5323(d) and 49 C.F.R. Part 604, which provides that recipients and subrecipients of FTA assistance are prohibited from providing charter service using federally funded equipment or facilities if there is at least one private charter operator willing and able to provide the service, except under one of the exceptions at 49 C.F.R. Part 604.9. Any charter service provided under one of the exceptions must be "incidental." For example, it must not interfere with or detract from the provision of mass transportation.

17. School Bus Requirements.

Pursuant to 49 U.S.C. Section 5323(f) and 49 C.F.R. Part 605, recipients and subrecipients of FTA assistance may not engage in school bus operations exclusively for the transportation of students and school personnel in competition with private school bus operators unless qualified under specified exemptions. When operating exclusive school bus service under an allowable exemption, recipients and sub recipients may not use federally funded equipment, vehicles, or facilities.

18. **Certificate of Title for Vehicles.**
Any title to capital equipment the Subrecipient purchases will reflect in a lien in favor of the Department. The liens will remain in effect according to the following schedule:

Category	Typical Characteristics		Minimum Life (either years or miles)	
	Approx. GVW	Average Cost	Years	Miles
Heavy-Duty Large Bus	33,000 to 40,000lbs	$325,000 to over $600,000	15	625,000
Medium-Duty and Purpose-Built Bus	16,000 to 26,000lbs	$75,000 to $175,000	10	285,000
Light-Duty Mid-Sized Bus	10,000 to 16,000lbs	$50,000 to $65,000	8	240,000
Light-Duty Small Bus, Cutaways, and Modified Van	6,000 to 14,000	$30,000 to $40,000	7	175,000

The Subrecipient shall pay all costs associated with obtaining, securing, and maintaining titles and liens including the payment of all applicable taxes and fees.

19. **Duration of Lien.**
The Subrecipient shall not pledge or collateralize any vehicles purchased under this Agreement without written authorization from the Department. This restriction is in effect from the date a title certificate is issued to when the Department releases the lien pursuant to *Section 18. Certificate of Title for Vehicles.* For specifics on disposition of vehicles after title lien is released, please refer to the Vehicle Title Release and Disposition sections of the *New Mexico State Management Plan* for the Administration of Federal Transit Grants.

20. **Operation Reporting Requirements.**

A. **Monthly Budget Summary Reporting.** The Subrecipient shall submit a monthly invoice/report using BlackCat to include financial expenditures and ridership information, as described in *Section 3. Method of Payment.* This monthly invoice shall be submitted to the Department by the 25th of the following month.

B. **Quarterly Vehicle/Facility Reporting.** The Program Vehicle/Facilities Inventory shall be reported and updated within the Electronic Grants Management Performance System (BlackCat) on a quarterly schedule, and as changes to the vehicle/facilities inventory occur.

C. **Drug and Alcohol Quarterly Testing Report.** The Subrecipient will submit a quarterly Testing Report in BlackCat for each quarter of the calendar year. Reports are due January 10, April 10, July 10, and October 10 respectively.

D. **Semi-annual DBE Reporting.** The Subrecipient will submit to the Department a semi-annual DBE Report due May 15 (for the period October 1 to March 31) and due November 15 (for the period April 1 to September 30).

E. **National Transit Database (NTD) Rural Report.** The Subrecipient will submit to the Department an annual NTD report, as required by 49 U.S.C. Section 5335, due December 15. New and updated regulations require transit agencies reporting to the NTD to include condition information on assets reported to the database.

F. **Drug and Alcohol Management Information System (MIS) Data.** The Subrecipient will submit drug and alcohol testing data for the previous calendar year using the Management Information System (MIS) Data Collection Form to the Department before March 1 of each year.

G. **Drug and Alcohol Compliance Review/Report** The Subrecipient will participate in an annual Drug and Alcohol Compliance Review by the Department. Once a final report has been issued, the Subrecipient will

implement corrective actions, including supportive documentation, for all deficiencies cited in the final report and respond to all recommendations within ninety (90) days of the report's issuance.

H. **Technical Assistance and Compliance Review/Report.** The Subrecipient will participate in a biennial Technical Assistance and Compliance Review by the Department. Once a final report has been issued, the Subrecipient will implement corrective actions, including supportive documentation, for all deficiencies cited in the final report and respond to all recommendations in the final report within ninety (90) days of the report's issuance.

I. **Transit Asset Management (TAM) Reporting.** The Subrecipient will participate in a group TAM Plan sponsored by The Department (49 U.S.C. 625). All TAM plan participants must sign a TAM Plan Approval Statement. The group plan is implemented over a four-year time horizon, beginning October 1, 2019. TAM reporting requires participants to maintain updated asset/facility inventories and condition assessments in BlackCat.

The Department may withhold payment of monthly invoices if reports are not submitted in a timely manner, are incorrect and/or incomplete. The Subrecipient's failure to submit reports in a timely manner on the dates specified shall be a material breach of this Agreement and shall be subject to termination as provided in *Section 7. Termination for Cause.*

21. Retention of Records.
The Subrecipient shall maintain all books, documents, papers, accounting records, reports and other evidence pertaining to costs incurred in the Program for three (3) years after the date of termination or expiration of this Agreement.

22. Access to Records.
The Subrecipient shall grant authorized representatives of the Department, the state and the federal government access to books, documents, papers, reports, and records of the Subrecipient or its contractors or subcontractors, which are directly pertinent to this Agreement, for the purpose of making audits, examination excerpts, and transcriptions. The Subrecipient agrees to permit any of the foregoing parties to reproduce by any means whatsoever or to copy excerpts and transcriptions as reasonably needed. The Subrecipient shall reimburse the Department for any expenditure for which it received payment or reimbursement, as applicable, which is disallowed by an audit exception by the Department, the state or federal government.

23. Privacy Act.
The Subrecipient agrees to comply with, and to assure the compliance of its employees with, the information restrictions and other applicable requirements of the Privacy Act of 1974, 5 U.S.C. Section 552a. Among other things, the Subrecipient agrees to obtain the express consent of the federal government before the Subrecipient or its employees operate a system of records on behalf of the federal government. The Subrecipient understands that the requirements of the Privacy Act, including the civil and criminal penalties for violation of that Act, apply to those individuals involved, and that failure to comply with the terms of the Privacy Act may result in termination of the underlying Agreement.

The Subrecipient agrees to include these requirements in each contract and subcontract to administer any system of records on behalf of the federal government financed in whole or in part with federal assistance provided by FTA.

24. Audit.
The Subrecipient shall ensure that an annual audit of the Program based on the Subrecipient's fiscal year shall be conducted pursuant to 2 CFR 200 Uniform Administrative Requirements, Cost Principles, and Audit Requirement for Federal Awards. The Subrecipient, prior to initiation of the audit, shall seek written approval from the Department of the auditing firm. The Subrecipient agrees to provide the Department with a copy of the audit report concerning any portion of the Agreement period as soon as it is released, but in no case later than six (6) months following the close of the local fiscal year. Audit costs are an eligible administrative expense. Should the Subrecipient fail to produce the annual audit, the Department may, at its option, commission such an audit payable out of Program Funds.

25. **Audit Exceptions.**
If federal or state audit exceptions are made, the Subrecipient shall reimburse all costs incurred by the State and the Department associated with defending against the exceptions, which includes but is not limited to costs of performing a new audit or a follow-up audit, court costs, attorneys' fees, travel costs, penalty assessments.

Immediately upon notification from the Department, the Subrecipient shall reimburse the amount of the audit exception and any other related costs directly to the Department. In the notification, the Department may inform the Subrecipient of the Department's election to withhold an amount equal to the payment owed under this Section from any future distribution owed to Subrecipient under this Agreement.

26. **Third Party Beneficiaries.**
It is not intended by any of the provisions of any part of this Agreement to create in the public or any member thereof a third party beneficiary or to authorize anyone not a party to the Agreement to maintain a suit(s) for wrongful death(s), bodily and/or personal injury(ies) to person(s), damage(s) to property(ies), and/or any other claim(s) whatsoever pursuant to the provisions of this Agreement.

27. **Contracting and Assignment.**
The Subrecipient shall not contract or permit to have subcontracted any portion of this Agreement without prior written approval of the Department. No such contracting or subcontracting shall relieve the Subrecipient from its obligations and liabilities under this Agreement, nor shall any contracting or subcontracting obligate payment from the Department.

Except to a successor in kind, the Subrecipient shall not assign or transfer any interest in this Agreement or assign any claim for money due or to become due under this Agreement without the prior written approval of the Department.

Should contract(s), subcontract(s) or an assignment be authorized by the Department, the contractor(s), subcontractor(s) and assignor(s) shall be subject to all provisions of this Agreement. It shall be the Subrecipient's responsibility to duly inform the contractor(s), subcontractor(s) and assignor(s) by means of a contract or other legally binding document stipulating responsibility to this Agreement.

Contractors, subcontractors and assignors of FTA funds must meet applicable Disadvantaged Business Enterprise (DBE) Program requirements when funds are used in whole or in part to finance procurements for applicable products and services. To that end, contractors and subcontractors with contracting opportunities must sign and submit a *Disadvantaged Business Enterprise Race-Neutral Implementation Agreement for Federal Transit Administration Subrecipients*, which is attached as Certification 1.

28. **No Federal Government Obligation to Third Parties.**

A. The Department and Subrecipient acknowledge and agree that, notwithstanding any concurrence by the federal government in or approval of the solicitation or award of the underlying Agrement, absent the express written consent by the federal government, the federal government is not a party to this Agreement and shall not be subject to any obligations or liabilities to the Department, Subrecipient, or any other party (whether or not a party to the Agreement or any contract or subcontract) pertaining to any matter resulting from the Agreement.

B. The Subrecipient agrees to include the above clause in each contract or subcontract financed in whole or in part with federal assistance provided by FTA. It further agrees that the clause shall not be modified, except to identify the contractor or subcontractor who will be subject to its provisions.

29. **Training.**
The Subrecipient shall ensure that all drivers described in the Operations Profile are trained in the following programs, by an approved contractor: first aid, cardiopulmonary resuscitation (CPR), blood borne pathogens, defensive driving, crisis management, and passenger safety, sensitivity and wheelchair securement. All new drivers must be trained and certified in the above listed areas within six (6) months of their date of hire and recertified every three (3) years. For the cardiopulmonary resuscitation (CPR) training, the drivers must be

recertified every two (2) years. All full time, part time, substitute/fill-in, or volunteer vehicle operators shall have in their possession valid certifications (driver's license) while operating a public transportation vehicle.

Should the Subrecipient fail to satisfy the terms and conditions as outlined, the Subrecipient may be found to be in breach of contract and subject to the provisions of *Section 7. Termination for Cause.*

30. Drug and Alcohol Testing.

A. The Subrecipient will implement a drug and alcohol testing program that complies with 49 C.F.R. Parts 40 and 655; produce documentation necessary to establish its compliance; permit authorized representatives of the U.S. DOT or the Department to inspect the facilities and records associated with the drug and alcohol testing program; and review the testing process. The Subrecipient will submit for review and approval, a copy of its Policy Statement developed to implement its drug and alcohol testing program. In addition, the Subrecipient agrees to participate in the Department's consortium.

B. The Subrecipient will submit drug and alcohol testing data for the previous calendar year using the Management Information System (MIS) Data Collection Form to the Department before March 1 of each year.

C. The Subrecipient will submit a Quarterly Testing Report in BlackCat for each quarter of the calendar year. Reports are due January 10, April 10, July 10, and October 10 respectively.

D. The Subrecipient will participate in an annual Drug and Alcohol Compliance Review by the Department. Once a final report has been issued, the Subrecipient will implement corrective actions, including supportive documentation, for all deficiencies cited in the final report and respond to all recommendations within ninety (90) days of the report's issuance.

31. Labor Warranty.

The Subrecipient agrees that it will comply with the terms and conditions of the Special 49 U.S.C. Section 5333(B) Warranty for Application to the Small Urban and Rural Program. The Subrecipient will assume all legal and financial responsibility relative to compliance with the terms and conditions of the Warranty.

32. Transit Employee Protection Guidelines.

The Subrecipient agrees to protect transit employees pursuant to Section 5333(b) of Title 49 U.S. Code (formerly Section 13(c) of the Federal Transit Act). The Subrecipient shall provide for the preservation of rights and benefits of employees under existing collective bargaining agreements, continuation of collective bargaining rights, and protection of individual employees against a worsening of their positions in relation to their employment, assurances of employment to employees of acquired transit systems, priority of reemployment, and paid training or retraining programs.

33. Civil Rights Laws and Regulations Compliance.

The Subrecipient shall comply with all federal, state and local laws and ordinances applicable to the work called for under this Agreement.

A. **Nondiscrimination.** In accordance with Title VI of the Civil Rights Act, 42 U.S.C. § 2000d, Section 303 of the Age Discrimination Act of 1975, 42 U.S.C. § 6102, Section 202 of the Americans with Disabilities Act of 1990, 42 U.S.C. § 12132, and Federal transit law at 49 U.S.C. § 5332, the Subrecipient shall not discriminate against any employee or applicant for employment because of race, color, religion, national origin, sex, age, disability, or other protected class. The Subrecipient shall comply with applicable Federal implementing regulations and such other implementing requirements FTA may issue. The Nondiscrimination Assurance is attached as **Assurance 3.**

B. **Equal Employment Opportunity.** The following equal employment opportunity requirements apply to this Agreement:

1. **Race, Color, Religion, National Origin, Sex.** In accordance with Title VII of the Civil Rights Act, 42 U.S.C. Section 2000e, and Federal transit laws at 49 U.S.C. Section 5332, the Subrecipient agrees to comply with all applicable equal employment opportunity requirements of U.S. Department of Labor (U.S. DOL) regulations, "Office of Federal Contract Compliance Programs, Equal Employment Opportunity, Department of Labor," 41 C.F.R. Part 60 *et seq.*, (which implement Executive Order No. 11246, "Equal Employment Opportunity," as amended by Executive Order No. 11375, "Amending Executive Order 11246 Relating to Equal Employment Opportunity," 42 U.S.C. Section 2000e note), and with any applicable federal statutes, executive orders, regulations, and federal policies that may in the future affect construction activities undertaken in the course of the project. The Subrecipient agrees to take affirmative action to ensure that applicants are employed, and that employees are treated during employment, without regard to their race, color, religion, national origin, or sex (including gender identity and sexual orientation). Such action shall include, but not be limited to, the following: employment, upgrading, demotion or transfer, recruitment or recruitment advertising, layoff or termination; rates of pay or other forms of compensation; and selection for training, including apprenticeship. In addition, the awarded contractor shall comply with any implementing requirements FTA may issue.

2. **Age.** In accordance with Section 4 of the Age Discrimination in Employment Act of 1967, 29 U.S.C. Section 623 and Federal transit law at 49 U.S.C. Section 5332, the Subrecipient agrees to refrain from discrimination against present and prospective employees for reason of age. In addition, the Subrecipient shall comply with any implementing requirements FTA may issue.

3. **Disabilities.** In accordance with Section 102 of the Americans with Disabilities Act, 42 U.S.C. Section 12112, the Subrecipient agrees that it will comply with the requirements of U.S. Equal Employment Opportunity Commission, "Regulations to Implement the Equal Employment Provisions of the Americans with Disabilities Act," 29 C.F.R. Part 1630, pertaining to employment of persons with disabilities. In addition, the awarded contractor shall comply with any implementing requirements FTA may issue.

C. The Subrecipient shall include these requirements in each contract financed in whole or in part with federal assistance provided by FTA, modified only if necessary to identify the affected parties.

D. For assistance with a contract clause incorporating the requirements of the new DBE rule in 49 CFR Part 26, contact the FTA at https://www.transit.dot.gov/funding/procurement/third-party-procurement/contract-clauses.

E. The Subrecipient also agrees to ensure that these requirements are included in each subcontract financed in whole or in part with federal assistance provided by FTA, modified only if necessary to identify the affected parties.

34. Disadvantaged Business Enterprise (DBE) Policy.

A. This Agreement is subject to the requirements of 49 CFR Part 26, Participation by Disadvantaged Business Enterprises in Department of Transportation Financial Assistance Programs. The Department's proposed overall goal for FTA participation for the 2020 fiscal year is 1.59%, through race-neutral means.

B. The Subrecipient shall not discriminate on the basis of race, color, national origin, sex, or other protected class in the performance of the Agreement. The Subrecipient shall carry out applicable requirements of 49 CFR Part 26 in the administration of the Program. Failure by the Subrecipient to carry out these requirements is a material breach of the Agreement, which may result in the termination or other such remedy as the Department deems appropriate. Each contract the Subrecipient signs with a contractor must include the assurance in this paragraph (see 49 CFR 26.13(b)).

C. The Subrecipient agrees to ensure that Disadvantaged Business Enterprises as defined in 49 CFR Part 26 have the maximum opportunity to participate in the performance of Contracts and subcontracts financed in whole or in part with Federal funds. In this regard, all recipients or contractors shall take all necessary and

reasonable steps in accordance with 49 CFR Part 26 to ensure that Disadvantaged Business Enterprises have the maximum opportunity to compete for and perform contracts. Recipients and their contractors shall not discriminate on the basis of race, color, national origin, sex, or other protected class in the award and performance of U.S. DOT assisted contracts. The Subrecipient will be required to report its DBE participation obtained through race-neutral means throughout the period of performance.

D. The Subrecipient is required to pay its contractors performing work related to this contract for satisfactory performance of that work no later than thirty (30) days after the awarded contractor's receipt of payment for that work from the Department.

E. The Subrecipient must promptly notify the Department, whenever a DBE contractor is terminated or fails to complete its work, and must make good faith efforts to engage another DBE contractor to perform at least the same amount of work. The Subrecipient may not terminate any DBE subcontractor and perform that work through its own forces or those of an affiliate without prior written consent of the Department.

A subrecipient of FTA funds must meet applicable DBE requirements when funds are used in whole or in part to finance procurements of and contracts for applicable products and services. A subrecipient with contracting opportunities must sign and submit a *Disadvantaged Business Enterprise Race-Neutral Implementation Agreement for Federal Transit Administration Subrecipients,* which is attached as Certification 1.

35. ADA Access.

The Subrecipient shall comply with 49 U.S.C. Section 5301(d), which states the Federal policy that elderly individuals and individuals with disabilities have the same right as other individuals to use public transportation services and facilities, and that special efforts shall be made in planning and designing those services and facilities to implement transportation accessibility rights for elderly individuals and individuals with disabilities. The Subrecipient also agrees to comply with all applicable provisions of section 504 of the Rehabilitation Act of 1973, with 29 U.S.C. Section 794, which prohibits discrimination on the basis of disability; with the Americans with Disabilities Act of 1990 (ADA), 42 U.S.C. Sections 12101 *et seq.*, which requires that accessible facilities and services be made available to individuals with disabilities; and with the Architectural Barriers Act of 1968, 42 U.S.C. Sections 4151 *et seq.*, which requires that buildings and public accommodations be accessible to individuals with disabilities.

36. Program Fraud and False or Fraudulent Statements or Related Acts.

A. The Subrecipient acknowledges that the provisions of the Program Fraud Civil Remedies Act of 1986, 31 U.S.C. Sections 3801 *et seq.* and U.S. DOT regulations, "Program Fraud Civil Remedies," 49 C.F.R. Part 31, apply to its actions pertaining to this program. The Subrecipient certifies or affirms the truthfulness and accuracy of any statement it makes pertaining to the resultant Agreement or the FTA assisted program for which this work is being performed. The Subrecipient further acknowledges that if it makes, or causes to be made, a false, fictitious or fraudulent claim, statement, submission or certification, the federal government reserves the right to impose the penalties of the Program Fraud Civil Remedies Act of 1986 on Subrecipient to the extent the federal government deems appropriate.

B. The Subrecipient also acknowledges that if it makes, or causes to be made, a false, fictitious or fraudulent claim, statement, submission or certification to the federal government under a contract connected with a program that is financed in whole or in part with federal assistance originally awarded by FTA under the authority of 49 U.S.C. Section 5307, the federal government reserves the right to impose the penalties of 18 U.S.C. Section 1001 and 49 U.S.C. Section 5307(n)(1) on the Subrecipient, to the extent the federal government deems appropriate.

C. The Subrecipient certifies to abide by these clauses and include the clauses in each subcontract financed in whole or in part with Federal Transit Administration funds. The Subrecipient further agrees that these clauses shall not be modified, except to identify the contractor or subcontractor subject to its provisions.

D. All claims for compensation reimbursement and payment of any amounts due pursuant to this Agreement are governed by the Fraud Against Taxpayers Act, NMSA 1978, Sections 44-9-1 through 44-9-14.

37. **Lobbying.**
A subrecipient receiving $100,000 or more of 49 U.S.C. Section 5311 funds shall file the Lobbying Certification required by 49 C.F.R. Part 20, "New Restrictions on Lobbying." **The Lobbying Certification is attached as Certification 2.** The Subrecipient must certify that it has not used federal appropriated funds to pay any person or organization for influencing or attempting to influence an officer or employee of a member of Congress in connection with obtaining any federal contract, grant or any other award covered by 31 U.S.C. Section 1352.

If the Subrecipient hires a third-party contractor, the contractor must provide the Lobbying Certification to the Subrecipient. Each tier below the contractor shall also provide a Lobbying Certification. Such disclosures are forwarded from tier to tier up to the Subrecipient.

38. **Officials Not to Benefit.**
Neither any member of the New Mexico Legislature nor any member of or delegate to Congress shall be admitted to any share or part of this Agreement or to any benefit that may arise therefrom. The provisions of this clause shall be extended to all public employees, officers, or tribal council members.

39. **Energy Conservation.**
The Subrecipient agrees to comply with mandatory standards and policies relating to energy efficiency, which are contained in the state energy conservation plan issued in compliance with the Energy Policy and Conservation Act.

40. **Clean Water and Air Requirements.**

A. The Subrecipient agrees to comply with all applicable standards, orders or regulations issued pursuant to the Federal Water Pollution Control Act, 33U.S.C. Sections 1251 *et seq.*, and the Clean Air Act, 42 U.S.C. Sections 7401 *et seq.* The Subrecipient agrees to report each violation to the Department and understands and agrees that the Department will, in turn, report each violation as required to assure notification to FTA and the appropriate United States Environmental Protection Agency Regional Office.

B. The Subrecipient agrees to include these requirements in each contract or subcontract exceeding $100,000.00 and financed in whole or in part with federal assistance provided by the FTA.

41. **Debarment and Suspension.**
Executive Order No. 12549, "Debarment and Suspension of Participants in Federal Programs," February 18, 1986, 31 U.S.C. Section 6101 note, as amended by Executive Order No. 12689, "Debarment and Suspension," August 16, 1989 31 U.S.C. Section 6101 note, as implemented by 2 C.F.R. Part 180, subpart C, as adopted and supplemented by U.S. DOT regulations at 2 C.F.R. part 1200 prohibits FTA subrecipients from contracting for goods and services from organizations that have been suspended or debarred from receiving federally-assisted contracts. Subrecipients shall include the certification and instruction language contained at 2 C.F.R. Part 1200 in all Invitations for Bids and Requests for Proposals (for inclusion by contractors and subcontractors in their bids or proposals) for all contracts expected to equal or exceed $25,000.00, regardless of the type of contract to be awarded.

The Subrecipient is required to verify that none of the Subrecipient's principals or affiliates are excluded or disqualified as defined, as defined by 2 C.F.R. Part 1200. By signing and submitting this Agreement, the Subrecipient certifies as follows:

> The certification in this clause is a material representation of fact relied upon by the Department. If it is later determined that the bidder/Subrecipient or proposer/Subrecipient knowingly rendered an erroneous certification, in addition to remedies available to the Department, the federal government may pursue available remedies, including but not limited to suspension and/or debarment. The bidder/Subrecipient or proposer/Subrecipient agrees to comply with the requirements of 2 C.F.R. Part 1200 while this offer is valid and throughout the period of any contract that may arise from this offer. The bidder/Subrecipient or proposer/Subrecipient further agrees to include a provision requiring such compliance in its lower tier covered transactions.

42. **Central Contractor Registration Requirements.**
Prior to payment of invoices and receipt of vehicles and equipment, the Subrecipient must register and maintain current registration in the Central Contractor Registration website, http://www.sam.gov. Registration requires having a Dun and Bradstreet Data Universal Number (DUNS), see http://www.dnb.com . The Department will not provide vehicles, or make payments, until the Subrecipient demonstrates that it is registered with the System for Award Management (SAM) website.

43. **Federal Grant Reporting Requirements.**
Under the Federal Funding Accountability and Transparency Act, the Department is required to report on projects or activities, which are awarded federal grants of $25,000 or more. This information will be made available to the public on www.USAspending.gov.

The type of information the Department is required to report includes:

- Name of Subrecipient receiving the award,
- Amount of Award,
- Funding Agency,
- NAICS code for contracts or the Catalog of Federal Domestic Assistance program number for grants,
- Program source,
- Award title descriptive of the purpose of the funding action,
- Location of the Subrecipient, which includes the Congressional District,
- Place of performance of the program or activity, which includes the Congressional District,
- Unique identifier—DUNS---of the Subrecipient and its parent organization, if one exists, and
- Total compensation and names of the top five executives of the Subrecipient. This information is required, if the Subrecipient in the preceding year received eighty (80) percent or more of its annual gross revenues in federal awards, which exceeds $25 million annually, and the public has no access to this information under the Securities Exchange Act or the Internal Revenue Code.

The Department will extract as much information as possible from the Subrecipient's grant application and standard reports. However, the Subrecipient will be required to provide additional information, which includes the total compensation and names of the Subrecipient's top five executives, if applicable. As specified earlier in Section 42, "Central Contractor Registration Requirements," of this Agreement, the Subrecipient shall register with the SAM and DUNS websites and provide that information to the Department.

44. **Severability.**
In the event that any portion of this Agreement is determined to be void, unconstitutional or otherwise unenforceable, the remainder of this Agreement shall remain in full force and effect.

45. **Scope of Agreement.**
This Agreement incorporates all of the agreements, covenants, and understandings between the parties concerning the subject matter. All such covenants, agreements, and understandings have been merged into this written Agreement. No prior agreements or understandings of the parties or their agents shall become valid or enforceable unless embodied in this Agreement.

46. **Applicable Law and Venue; Federal Changes.**
The Subrecipient shall comply with all federal, state and local laws, ordinances, rules, warranties, assurances, and regulations applicable to the performance of this Agreement. This includes all applicable FTA regulations, policies, procedures and directives, including without limitation those listed directly or by reference in the current year's Master Agreement between the Department and the FTA. The Subrecipient shall make as part of this Agreement between the Department and the Subrecipient the assurances and warranties which were signed as part of the grant award. Venue shall be proper only in a New Mexico court of competent jurisdiction in accordance with NMSA 1978, Section 38-3-1(G).

47. **Incorporation of FTA Terms.**
Provisions of this Agreement include, in part, certain Standard Terms and Conditions required by the U.S. DOT. All contractual provisions required by the U.S. DOT, as set forth in FTA Circulars 4220.1F, and 9040.1F, are

incorporated by reference. Anything to the contrary herein notwithstanding, all FTA mandated terms shall be deemed to control in the event of a conflict with other provisions contained in this Agreement. The Subrecipient shall not perform any act, fail to perform any act, or refuse to comply with any Department request, which would cause the Department to be in violation of FTA terms and conditions, as referenced in the current Federal Transit Administration Master Agreement shall prevail and be the instrument governing the receipt of Federal assistance from the Federal Transit Administration. The Master Agreement can be viewed on the web at https://www.transit.dot.gov/funding/grantee-resources/sample-fta-agreements/fta-grant-agreements.

48. Amendment.

The terms of this Agreement may be altered, modified or amended by an instrument in writing executed by the parties. Specifically excluded from this requirement are revisions to transportation services and fare schedules identified in the Operations Profile. *Section 1. Scope of Program, Paragraphs C and E*, details how such changes are to be approved and documented.

The remainder of this page is intentionally left blank.

In witness whereof, each party is signing this Agreement on the date stated below that party's signature. This Agreement becomes effective on the date the last party signed the Agreement.

New Mexico Department of Transportation

Michael Sandoval, Cabinet Secretary

8/30/19
Date

CITY OF CARLSBAD

Signature

Dale Janway, mayor
Name/Title (please print)

9-25-2019
Date

Approved as to Form and Legal Sufficiency by the Department's Office of General Counsel.

NMDOT Assistant General Counsel
Deputy

2019.08.29
Date

ATTACHMENT A

FEDERAL REQUIREMENTS FOR PASS-THROUGH ENTITIES

ATTACHMENT A-1

§200.331 Requirements for pass-through entities.

All pass-through entities must:

Ensure that every subaward is clearly identified to the subrecipient as a subaward and includes the following information at the time of the subaward and if any of these data elements change, include the changes in subsequent subaward modification. When some of this information is not available, the pass-through entity must provide the best information available to describe the Federal award and subaward. Required information includes:

Federal Award Identification.

(i) Subrecipient name (which must match the name associated with its unique entity identifier);	Carlsbad, City of
(ii) Subrecipient's unique entity identifier (DUNS);	84475854
(iii) Federal Award Identification Number (FAIN);	TBD
(iv) Federal Award Date (see §200.39 Federal award date) of award to the recipient by the Federal agency;	7/3/2019
(v) Subaward Period of Performance Start and End Date;	10-01-2019 thru 09-30-2020
(vi) Amount of Federal Funds Obligated by this action by the pass-through entity to the subrecipient;	Administrative $158,523.31 Operating $282,075.62
(vii) Total Amount of Federal Funds Obligated to the subrecipient by the pass-through entity including the current obligation;	Administrative $158,523.31 Operating $282,075.62
(viii) Total Amount of the Federal Award committed to the subrecipient by the pass-through entity;	Administrative $158,523.31 Operating $282,075.62
(ix) Federal award project description, as required to be responsive to the Federal Funding Accountability and Transparency Act (FFATA);	FY19 5311 Rural Transit Appropriation for FY20 Program Funding Award
(x) Name of Federal awarding agency, pass-through entity, and contact information for awarding official of the Pass-through entity;	Federal Transit Administration, New Mexico Department of Transportation David Harris - 505 -699-4350, DavidC.Harris@state.nm.us P.O. Box 1149 Santa Fe, NM 87501-1149
(xi) CFDA Number and Name; the pass-through entity must identify the dollar amount made available under each Federal award and the CFDA number at time of disbursement;	20.509
(xii) Identification of whether the award is R&D; and	No R&D
(xiii) Indirect cost rate for the Federal award (including if the de minimis rate is charged per §200.414 Indirect (F&A) costs).	N/A

ATTACHMENT A-2

§200.331 Requirements for pass-through entities.

All pass-through entities must:

Ensure that every subaward is clearly identified to the subrecipient as a subaward and includes the following information at the time of the subaward and if any of these data elements change, include the changes in subsequent subaward modification. When some of this information is not available, the pass-through entity must provide the best information available to describe the Federal award and subaward. Required information includes:

Federal Award Identification.

(i) Subrecipient name (which must match the name associated with its unique entity identifier);	Carlsbad, City of
(ii) Subrecipient's unique entity identifier (DUNS);	84475854
(iii) Federal Award Identification Number (FAIN);	NM-2019-022-00
(iv) Federal Award Date (see §200.39 Federal award date) of award to the recipient by the Federal agency;	7/16/2018
(v) Subaward Period of Performance Start and End Date;	10-01-2019 thru 09-30-2020
(vi) Amount of Federal Funds Obligated by this action by the pass-through entity to the subrecipient;	Capital $158,102.47
(vii) Total Amount of Federal Funds Obligated to the subrecipient by the pass-through entity including the current obligation;	Capital $158,102.47
(viii) Total Amount of the Federal Award committed to the subrecipient by the pass-through entity;	Capital $158,102.47
(ix) Federal award project description, as required to be responsive to the Federal Funding Accountability and Transparency Act (FFATA);	FY18 5339(a) Buses and Bus Facilities Formula Appropriation for FY20 Program Funding Award
(x) Name of Federal awarding agency, pass-through entity, and contact information for awarding official of the Pass-through entity;	Federal Transit Administration, New Mexico Department of Transportation David Harris - 505 -699-4350, DavidC.Harris@state.nm.us P.O. Box 1149 Santa Fe, NM 87501-1149
(xi) CFDA Number and Name; the pass-through entity must identify the dollar amount made available under each Federal award and the CFDA number at time of disbursement;	20.526
(xii) Identification of whether the award is R&D; and	No R&D
(xiii) Indirect cost rate for the Federal award (including if the de minimis rate is charged per §200.414 Indirect (F&A) costs).	N/A

NEW MEXICO DEPARTMENT OF TRANSPORTATION
TRANSIT AND RAIL DIVISION

DISADVANTAGED BUSINESS ENTERPRISE
RACE-NEUTRAL IMPLEMENTATION AGREEMENT
FOR
FEDERAL TRANSIT ADMINISTRATION SUBRECIPIENTS

INTRODUCTION AND INSTRUCTIONS:

The New Mexico Department of Transportation (NMDOT) Transit and Rail Division, through the NMDOT Office of Equal Opportunity Programs (OEOP), must ensure that Subrecipient of Federal Transit Administration (FTA) funds meet applicable DBE requirements when funds are used in whole or in part to finance procurement and contracts of products and service(s). To that end, Subrecipient with contracting opportunities must submit a *Disadvantaged Business Enterprise Race-Neutral Implementation Agreement for Federal Transit Administration Subrecipients* (Agreement).

Please read the entire Agreement before completing, and do not change or add to the wording of the Agreement. The Agreement is incorporated into and becomes a material part of your contract with NMDOT, and Subrecipients are responsible for complying with the requirements contained therein.

DISADVANTAGED BUSINESS ENTERPRISE RACE-NEUTRAL IMPLEMENTATION AGREEMENT for **CITY OF CARLSBAD;** hereinafter referred to as **"Subrecipient."**

I. Definition of Terms

The terms used in this agreement have the meanings defined in 49 CFR Part 26.5.

II. OBJECTIVE/POLICY STATEMENT (§26/1. 26/23)

The Subrecipient intends to receive federal financial assistance from the U.S. Department of Transportation (USDOT) through the New Mexico Department of Transportation (NMDOT), and as a condition of receiving this assistance, the Subrecipient will sign the New Mexico Department of Transportation's Disadvantaged Business Enterprise Race Neutral Implementation Agreement (hereinafter referred to as Agreement).

The Subrecipient must implement a policy to ensure that DBEs, as defined in 49 CFR Part 26 (also referred to as the DBE Program), have an equal opportunity to receive and participate in DOT-assisted contracts. It is also their policy:

To ensure nondiscrimination in the award and administration of DOT-assisted procurement and contracts of products and services contracts.

To create a level playing field on which DBE's can compete fairly for DOT-assisted procurement and contracts of products and services contracts.

To ensure that their annual overall DBE participation percentage is narrowly tailored, in accordance with applicable law.

To ensure that only firms that fully meet 49 CFR, Part 26 eligibility standards are permitted to participate as DBEs.

To help remove barriers to the participation of DBEs in DOT-assisted procurement and contracts of products and services contracts.

To assist the development of firms that can compete successfully in the market place outside the DBE Program.

III. Nondiscrimination (§26.7)

Subrecipient will never exclude any person from participation in, deny any person the benefits of, or otherwise discriminate against anyone in connection with the award and performance of any contract covered by 49 CFR Part 26 on the basis of race, color, sex, or national origin. Subrecipient will not, directly, or through contractual or other arrangements, use criteria or methods of administration that have the effect of defeating or substantially impairing accomplishment of the objectives of the DBE Program with respect to individuals of a particular race, color, sex, or national origin.

IV. Race-Neutral Means of Meeting the Annual DBE Goal (§26.51)

Subrecipient will assist NMDOT to achieve its Overall Statewide DBE Goal by race-neutral means of facilitating DBE participation. Race-neutral DBE participation includes any time a DBE wins a prime contract through customary competitive procurement procedures, is awarded a subcontract on a prime contract that does not carry a DBE goal, or even if there is a DBE goal, wins a subcontract from a prime contractor that did not consider its DBE status in making the award (e.g., a prime contractor that uses a strict low-bid system to award subcontracts).
Race-neutral means include, but are not limited to, the following:

1. Arranging solicitations, times for the presentation of bids, quantities, specifications, and delivery schedules in ways that facilitate DBE, and other small businesses, participation (e.g., unbundling large contracts to make them more accessible to small businesses, requiring or encouraging prime contractors to subcontract portions of work that they might otherwise perform with their own forces);

2. Providing assistance in overcoming limitations such as inability to obtain bonding or financing (e.g., by such means as simplifying the bonding process, reducing bonding requirements, eliminating the impact of surety costs from bids, and providing services to help DBEs, and other small businesses, obtain bonding and financing);

3. Providing technical assistance and other services;

4. Carrying out information and communication programs on contracting procedures and specific contract opportunities (e.g., ensuring the inclusion of DBEs, and other small businesses, on recipient mailing lists of bidders; ensuring the dissemination to bidders on prime contracts of lists of potential subcontractors; provision of information in languages other than English, where appropriate);

5. Implementing a supportive services program to develop and improve immediate and long-term business management, record keeping, and financial and accounting capability for DBEs and other small businesses;

6. Providing services to help DBEs, and other small businesses, improve long-term development, increase opportunities to participate in a variety of kinds of work, handle increasingly significant projects, and achieve eventual self-sufficiency;

7. Establishing a program to assist new, start-up firms, particularly in fields in which DBE participation has been historically low;

8. Ensuring distribution of the New Mexico DBE directory, through print and electronic means, to the widest feasible universe of potential contractors; and

9. Assisting DBEs, and other small businesses, to develop their capability to utilize emerging technology and conduct business through electronic media.

Subrecipient will encourage utilization of DBE contractors whenever possible on its USDOT-assisted contracts. New Mexico Certified DBE firms and the fields of work in which they participate are listed in the electronic web-based DBE Directory located at https://nmdot.dbesystem.com

V. Quotas (§26.43)

Subrecipient will not use quotas or set-asides in any way in the administration of the DBE Program.

VI. DBE Liaison Officer (§26.25)

Subrecipient must designate a DBE Liaison Officer (DBELO). The DBELO is responsible for implementing the DBE Program as it pertains to the Subrecipient and ensures that the Subrecipient is fully and properly advised concerning DBE Program matters.

VII. Federal Financial Assistance Agreement Assurance (§26.13)

The Subrecipient will sign the following assurance, applicable to and to be included in all USDOT-assisted procurements and contracts for products and services:

The recipient shall not discriminate on the basis of race, color, national origin, or sex in the award and performance of any USDOT-assisted contract, or in the administration of its DBE Program, or the requirements of 49 CFR Part 26. The recipient shall take all necessary and reasonable steps under 49 CFR, Part 26 to ensure nondiscrimination in the award and administration of USDOT-assisted contracts. The recipient's DBE Program, as required by 49 CFR, Part 26 as approved by USDOT, is incorporated by reference in this agreement. Implementation of this program is a legal obligation and failure to carry out its terms shall be treated as a violation of this agreement. Upon notification to the recipient of its failure to carry out its approved program, the Department may impose sanctions as provided for under Part 26 and may, in appropriate cases, refer the matter for enforcement under 18 U.S.C. 1001 and/or the Program Fraud Civil Remedies Act of 1986 (31 U.S.C. 3801 et seq.).

VIII. Required Contract Clauses (§§26.13, 26.29)

Subrecipient assures that the following clauses will be included in each USDOT-assisted prime contract:

A. Contract Assurance

The contractor or subcontractor shall not discriminate on the basis of race, color, national origin, or sex in the performance of this contract. The contractor shall carry out applicable requirements of 49 CFR, Part 26 in the award and administration of DOT-assisted procurement and contracts of products and services contracts. Failure by the contractor to carry out these requirements is a material breach of this contract, which may result in the termination of this contract or such other remedy, as recipient deems appropriate.

B. Prompt Payment

Prompt Progress Payment to Subcontractors

A prime contractor or subcontractor shall pay to any subcontractor not later than 10 days of receipt of each progress payment. The 10-days is applicable unless a longer period is agreed to in writing. Any delay or postponement of payment over 30 days may take place only for good cause and with the NMDOT's prior written approval. Any violation of this Section shall subject the violating contractor or subcontractor to penalties, sanctions, and other remedies provided by law. This requirement shall not be construed to limit or impair any contractual, administrative, or judicial remedies otherwise available to the contractor or subcontractor in the event of a dispute involving late payment or nonpayment by the contractor, deficient subcontractor performance, and/or noncompliance by a subcontractor. This clause applies to both DBE and non-DBE subcontractors.

Prompt Payment of Retainage

Subrecipient shall include either (1), (2), or (3) of the following provisions in their USDOT-assisted contracts to ensure prompt and full payment of retainage (withheld funds) to subcontractors in compliance with 49 CFR 26.29.

1. No retainage will be held by the agency from progress payments due to the prime contractor. Prime contractors and subcontractors are prohibited from holding retainage from subcontractors. Any delay or postponement of payment may take place only for good cause and with the agency's prior written approval. Any violation of these provisions shall subject the violating contractor or subcontractor to the penalties, sanctions, and other remedies provided by law. This requirement shall not be construed to limit or impair any contractual, administrative, or judicial remedies, otherwise available to the contractor or subcontractor in the event of a dispute involving late payment or nonpayment by the contractor, deficient subcontractor performance, and/or noncompliance by a subcontractor. This clause applies to both DBE and non-DBE subcontractors.

2. No retainage will be held by the agency from progress payments due the prime contractor. Any retainage kept by the prime contractor or by a subcontractor must be paid in full to the earning subcontractor within 30 days after the subcontractor's work is satisfactorily completed. Any delay or postponement of payment may take place only for good cause and with the agency's prior written approval. Any violation of these provisions shall subject the violating contractor or subcontractor to the penalties, sanctions, and remedies provided by law. This requirement shall not be construed to limit or impair any contractual, administrative, or judicial remedies, otherwise available to the contractor or subcontractor in the event of a dispute involving late payment or nonpayment by the contractor, deficient subcontractor performance, and/or noncompliance by a subcontractor. This clause applies to both DBE and non-DBE subcontractors.

3. The agency shall hold retainage from the prime contractor and shall make prompt and regular incremental acceptances of portions, as determined by the agency of the contract work and pay retainage to the prime contractor based on these acceptances. The prime contractor or subcontractor shall return all monies withheld in retention from all subcontractors within 30 days after receiving payment for work satisfactorily completed and accepted including incremental acceptances of portions of the contract work by the agency. Any delay or postponement of payment may take place only for good cause and with the agency's prior written approval. Any violation of these provisions shall subject the violating prime contractor to the penalties, sanctions, and other remedies provided by law. This requirement shall not be construed to limit or impair any contractual, administrative, or judicial remedies, otherwise available to the contractor or subcontractor in the event of: a dispute involving late payment or nonpayment by the contractor; deficient subcontractor performance; and/or noncompliance by a subcontractor. This clause applies to both DBE and non-DBE subcontractors.

IX. Bidders List (§26.11)

The Subrecipient will create and maintain a bidders list, consisting of information about all DBE and non-DBE firms that bid or quote on its USDOT-assisted procurement and contracts for products and services. The bidders list will include the name, address and telephone number of each quoting firm and whether the quoter is a New Mexico certified DBE. Subrecipient will include language in its procurement documents that requires each bidding Contractor, at the time that bids are submitted, to list the quotes received for the project as detailed above.

X. Reporting

Subrecipient will report bidders list and related DBE information to the NMDOT Transit and Rail Division or the NMDOT Office of Equal Opportunity Programs upon request.

Subrecipient will complete and submit annually to the NMDOT Office of Equal Opportunity Programs the NMDOT Annual Profile Registration Form. This Form will be mailed to Subrecipient.

Subrecipient will compile and provide such other information related to its procurements and the DBE Program as deemed necessary by the NMDOT Transit and Rail Division or the NMDOT Office of Equal Opportunity Programs.

XI. Incorporation of Agreement

This Agreement is incorporated into Subrecipient's financial assistance agreement with NMDOT by reference and made a part of that agreement.

Date: 9-25-2019
Signature of Subrecipient Official
Phone Number: 575-887-1191
Printed Name of Subrecipient Official Dale Janway

LOBBYING CERTIFICATION

An Applicant that submits or intends to submit an application to FTA for Federal assistance exceeding $100,000 is required to provide the following certification. FTA may not award Federal assistance exceeding $100,000 until the Applicant provides this certification.

A. As required by 31 U.S.C. 1352 and U.S. DOT regulations, "New Restrictions on Lobbying," at 49 CFR 20.110, the Applicant's authorized representative certifies to the best of his or her knowledge and belief that for each application to FTA for Federal assistance exceeding $100,000:

(1) No Federal appropriated funds have been or will be paid by or on behalf of the Applicant to any person to influence or attempt to influence an officer or employee of any Federal agency, a Member of Congress, an officer or employee of Congress, or an employee of a Member of Congress regarding the award of Federal assistance, or the extension, continuation, renewal, amendment, or modification of any Federal assistance agreement; and

(2) If any funds other than Federal appropriated funds have been or will be paid to any person to influence or attempt to influence an officer or employee of any Federal agency, a Member of Congress, an officer or employee of Congress, or an employee of a Member of Congress in connection with any application for Federal assistance, the Applicant assures that it will complete and submit Standard Form-LLL, "Disclosure Form to Report Lobbying," including information required by the instructions accompanying the form, which form may be amended to omit such information as authorized by 31 U.S.C. 1352; and

(3) The language of this certification shall be included in the award documents for all subawards at all tiers (including subcontracts, subgrants, subagreements, and contracts under grants, loans, and cooperative agreements).

B. The Applicant understands that this certification is a material representation of fact upon which reliance is placed by the Federal government and that submission of this certification is a prerequisite for providing Federal assistance for a transaction covered by 31 U.S.C. 1352. The Applicant also understands that any person who fails to file a required certification shall be subject to a civil penalty of not less than $10,000.00 and not more than $100,000.00 for each such failure.

AFFIRMATION OF APPLICANT

Name of Applicant: City of Carlsbad

Printed Name of Authorized Representative: Dale Janaway

Relationship of Authorized Representative: Mayor

In signing this document, I declare under penalties of perjury that the foregoing certifications and assurances, and any other statements made by me on behalf of the Applicant are true and correct.

Signature: _____ Date: 9-25-2019

Printed Name of Signing Official: Dale Janaway

NEW MEXICO DEPARTMENT OF TRANSPORTATION
TRANSIT AND RAIL DIVISION

NONDISCRIMINATION ASSURANCE AGREEMENT
FOR
FEDERAL TRANSIT ADMINISTRATION SUBRECIPIENTS

INTRODUCTION AND INSTRUCTIONS:

Please read the entire Agreement before completing, and do not change or add to the wording of the Agreement. The Agreement is incorporated into and becomes a material part of your contract with NMDOT, and Subrecipients are responsible for complying with the requirements contained therein.

On behalf of this Agreement, the **CITY OF CARLSBAD**; hereinafter referred to as **"Subrecipient"** assures that:

1. Subrecipient will comply with the following laws, regulations, and requirements so that no person in the
United States will be denied the benefits of, or otherwise be subjected to discrimination in, any U.S. DOT or FTA assisted program or activity (particularly in the level and quality of transportation services and transportation-related benefits) based on race, color, national origin, religion, sex, disability, or age including:

   a. Federal transit laws, specifically 49 U.S.C. § 5332 (prohibiting discrimination based on race, color, religion, national origin, sex (including gender identity), disability, age, employment, or business opportunity),
   b. Title VI of the Civil Rights Act of 1964, as amended, 42 U.S.C. § 2000d,
   c. Title VII of the Civil Rights Act of 1964, as amended, 42 U.S.C. § 2000e et seq. (prohibiting discrimination based on race, color, religion, sex, (including gender identity and sexual orientation) or national origin,
   d. Executive Order No. 11246, "Equal Employment Opportunity" September 24, 1965, 42 U.S.C. § 2000e note, as amended by any later Executive Order that amends or supersedes it in part and is applicable to federal assistance programs,
   e. Title IX of the Education Amendments of 1972, as amended, 20 U.S.C. § 1681 et seq.,f. U.S. DOT regulations, "Nondiscrimination on the Basis of Sex in Education Programs or Activities Receiving Federal Financial Assistance," 49 CFR part 25,
   g. The Rehabilitation Act of 1973, as amended, 29 U.S.C. § 794, et seq.,
   h. The Americans with Disabilities Act of 1990, as amended, 42 U.S.C. § 12101 et seq.,
   i. U.S. DOT regulations, "Nondiscrimination in Federally-Assisted Programs of the Department of Transportation-Effectuation of Title VI of the Civil Rights Act of 1964," 49 CFR part 21,
   j. U.S. DOT regulations, specifically 49 CFR parts 27, 37, 38, and 39, and
   k. Any other applicable federal statutes that may be signed into law, federal regulations that may be issued, or federal requirements that may be imposed.

2. Subrecipient will comply with federal guidance implementing federal nondiscrimination laws, regulations, or requirements, except as FTA determines otherwise in writing.

3. As required by 49 CFR § 21.7:

a. Subrecipient will comply with 49 U.S.C. § 5332, 42 U.S.C. § 2000d, and 49 CFR part 21 in the manner that:

(1) Subrecipient implements its Award,

(2) Subrecipient undertakes property acquisitions, and

(3) Subrecipient operates all parts of its facilities, as well as its facilities operated in connection with its Award.

b. This assurance applies to its Award and to all parts of its facilities, as well as its facilities used to implement its Award.

c. Subrecipient will promptly take the necessary actions to carry out this assurance, including the following:

(1) Notifying the public that discrimination complaints about transportation-related services or benefits may be filed with U.S. DOT or FTA Headquarters Office of Civil Rights, and

(2) Submitting information about its compliance with these provisions to U.S. DOT or FTA upon their request.

d. If Subrecipient transfers U.S. DOT or FTA assisted real property, structures, or improvements to another party, any deeds and instruments recording that transfer will contain a covenant running with the land assuring nondiscrimination:

(1) While the property is used for the purpose that the federal assistance is extended, or

(2) While the property is used for another purpose involving the provision of similar services or benefits.

e. The United States has a right to seek judicial enforcement of any matter arising under:

(1) Title VI of the Civil Rights Act, 42 U.S.C. § 2000d,

(2) U.S. DOT regulations, 49 CFR part 21, or

(3) This assurance.

f. Subrecipient will make any changes in its Title VI implementing procedures, as U.S. DOT or FTA may request, to comply with:

(1) Title VI of the Civil Rights Act, 42 U.S.C. § 2000d,

(2) U.S. DOT regulations, 49 CFR part 21, and

(3) Federal transit law, 49 U.S.C. § 5332.

g. Subrecipient will comply with applicable federal guidance issued to implement federal nondiscrimination requirements, except as FTA determines otherwise in writing.

h. Subrecipient will extend the requirements of 49 U.S.C. § 5332, 42 U.S.C. § 2000d, and 49 CFR part 21 to each Third Party Participant, including any:

(1) Subrecipient,

(2) Transferee,

(3) Third Party Contractor or Subcontractor at any tier,

(4) Successor in Interest,

(5) Lessee, or

(6) Other Participant in its Award, except FTA and the Applicant (and later, the Recipient).

i. Subrecipient will include adequate provisions to extend the requirements of 49 U.S.C. § 5332, 42 U.S.C. § 2000d, and 49 CFR part 21 to each third party agreement, including each:

(1) Subagreement at any tier,

(2) Property transfer agreement,

(3) Third party contract or subcontract at any tier,

(4) Lease, or

(5) Participation agreement.

j. The assurances you have made on your behalf remain in effect as long as FTA determines appropriate, including, for example, as long as:

(1) Federal assistance is provided for its Award,

(2) Subrecipient property acquired or improved with federal assistance is used for a purpose for which the federal assistance is extended, or for a purpose involving similar services or benefits,

(3) Subrecipient retains ownership or possession of its property acquired or improved with federal assistance provided for its Award,

(4) Subrecipient transfers property acquired or improved with federal assistance, for the period during which the real property is used for a purpose for which the financial assistance is extended or for another purpose involving the provision of similar services or benefits, or

(5) FTA may otherwise determine in writing.

4. As required by U.S. DOT regulations, "Nondiscrimination on the Basis of Handicap in Programs and Activities Receiving or Benefiting from Federal Financial Assistance," 49 CFR part 27, specifically 49 CFR § 27.9, and consistent with 49 U.S.C. § 5332, you assure that:

a. Subrecipient will comply with the following prohibitions against discrimination based on disability listed below in subsection 4.b of this Category 01.D Assurance, of which compliance is a condition of approval or extension of any FTA assistance awarded to:

(1) Construct any facility,

(2) Obtain any rolling stock or other equipment,

(3) Undertake studies,

(4) Conduct research, or

(5) Participate in any benefit or obtain any benefit from any FTA administered program.

b. In any program or activity receiving or benefiting from federal assistance that U.S. DOT administers, no qualified individual with a disability will, because of his or her disability be:

(1) Excluded from participation,

(2) Denied benefits, or

(3) Otherwise subjected to discrimination.

AFFIRMATION OF APPLICANT

Name of Applicant: City of Carlsbad

Printed Name of Authorized Representative: Dale Janway

Relationship of Authorized Representative: Mayor

In signing this document, I declare under penalties of perjury that the foregoing certifications and assurances, and any other statements made by me on behalf of the Applicant are true and correct.

Signature: _____ Date: 9-25-2019

Printed Name of Signing Official: Dale Janway

JM

RESOLUTION NO. 2019- 39

RESOLUTION AUTHORIZING FILING OF AN APPLICATION TO THE NEW MEXICO DEPARTMENT OF TRANSPORTATION FOR FUNDING ASSISTANCE FOR FY 2021-2022

WHEREAS, the State of New Mexico received federal funding through the New Mexico Department of Transportation from the Federal Transit Administration (FTA) under U.S.C. 5311; and

WHEREAS, the New Mexico Department of Transportation is authorized to administer this program and provide funding assistance for local transportation programs; and

WHEREAS, the City of Carlsbad is interested in maintaining present transportation services and providing additional services needed by residents of the City; and

WHEREAS, the City of Carlsbad supports this program; and proposes to provide local matching funds in the amount of $592,127.69; and

BE IT THEREFORE RESOLVED BY THE GOVERNING BODY OF THE CITY OF CARLSBAD, New Mexico, that the filing of an application to the New Mexico Department of Transportation for funding assistance for the continuation of local supplemental public transportation program for Fiscal Year 2021-2022, is authorized. The Mayor is hereby authorized to act as the representative of the City of Carlsbad in execution of this program.

INTRODUCED, PASSED, ADOPTED AND APPROVED this 27th day of August 2019.

CITY OF CARLSBAD SEAL

Dale Janway, Mayor

ATTEST:

City Clerk

CONTRACT NO: MO1650/1
VENDOR NO: 0000054314

FISCAL YEAR 2020 (FY20)

FIRST AMENDMENT TO MEMORANDUM OF AGREEMENT

BETWEEN

THE NEW MEXICO DEPARTMENT OF TRANSPORTATION

AND

CITY OF CARLSBAD

This First Amendment is to the Memorandum of Agreement between the **STATE OF NEW MEXICO**, acting through its **DEPARTMENT OF TRANSPORTATION** (Department) and **CITY OF CARLSBAD**, (Subrecipient). This first amendment is effective as of the date of the last party to sign it on the signature page below.

Recitals

Whereas, the Department and the Subrecipient entered into a Memorandum of Agreement designated as Contract No. **M01650,** on **September 12, 2019;**

Whereas, Section 48 allows the parties to alter the Agreement by written consent of both parties hereto;

Whereas, Due to COVID-19 pandemic and due to unexpected revenue losses due to reduced service operations during an emergency;

Whereas, The Subrecipient has additional costs for administrative leave for transit personnel due to reduced operations as well as additional costs to prevent, prepare for, and respond to COVID-19;

Whereas, 49 U.S.C. 5311 Program funds are now available at 100% federal share to assist the Subrecipient in supporting transit operations under this program to prevent, prepare for and respond to COVID-19.

Now, Therefore, pursuant to NMSA 1978; Section 67-3-69, the parties agree as follows:

A. Replace Section 2. Cost of Program of the original Agreement with the following:

2. Cost of Program.

The Department shall provide partial funding to the Subrecipient to cover expenses of the Program as described in the approved Operations Profile from October 1, 2019 to February 29, 2020 for Program Administration in the amount of **$60,896.48** at 80/20 match ratio and Operating Assistance in the amount of **$108,349.72** at 50/50 match ratio. The Department shall provide additional federal funding at 100% federal share to the Subrecipient to cover expenses of the Program from March 1, 2020 to September 30, 2020 for Program Administration in the amount of **$122,033.54** and Operating Assistance in the amount of **$347,451.80**. Total federal funds amount is not to exceed **$796,834.01**, as described below:

Subaward FY 20

City of Carlsbad	**Total**	**Federal**	**Local**
Administration (80/20) Section 5311	$ 76,120.60	$ 60,896.48	$ 15,224.12
Operating (50/50) Section 5311	$ 216,699.44	$ 108,349.72	$ 108,349.72
Administration (100%) Section 5311	$ 122,033.54	$ 122,033.54	$ -
Operating (100%) Section 5311	$ 347,451.80	$ 347,451.80	$ -
Capital to Vendor (80/20) Section 5339	$ 80,008.09	$ 64,006.47	$ 16,001.62
Capital to Subrecipient (80/20) Section 5339	$ 117,620.00	$ 94,096.00	$ 23,524.00
Total Administration, Operating and Capital	**$ 959,933.47**	**$ 796,834.01**	**$ 163,099.46**

Any remaining federal funds that are not expended by September 30, 2020 will revert to the Department.

This program is funded with grants provided by the FTA Section 5311 Rural Transit Funds, Catalog of Federal Domestic Assistance number 20.509 and FTA Section 5339(a) Buses and Bus Facilities Formula, Catalog of Federal Domestic Assistance number 20.526 (See **Attachment A**).The Department's share of Program expenses shall be obtained from the federal government. State funds will not be earmarked or disbursed to fund the Program. The Department shall not be responsible for any other costs incurred by the Subrecipient. The Subrecipient shall take all actions necessary to fund its share of the Program.

B. Replace Attachment A-1 to the original agreement with Attachment A-1 Revised as attached to this amendment and add Attachment A-3 as attached to this amendment.

All other obligations set forth in the original Agreement shall remain in full force and effect unless expressly amended or modified by this **First Amendment**.

The remainder of this page is intentionally left blank.

In Witness Whereof, each party is signing this Agreement on the date stated below that party's signature.

NEW MEXICO DEPARTMENT OF TRANSPORTATION	**CITY OF CARLSBAD**
Justin Reese (May 20, 2020 11:16 MDT)	
Michael Sandoval, Cabinet Secretary or Designate	Signature
	Name/Title (please print)
May 20, 2020	
Date	Date

Approved as to Form and Legal Sufficiency by the Department's Office of General Counsel.

	May 19, 2020
Assistant General Counsel	Date

FTA CARES Act funding for New Mexico Section 5311 Recipients — May 12, 2020

NMDOT GOAL: To keep you ready and able to come back at full service when the public emergency is lifted, and assist with local revenue loss by providing you with federal funds with no local match for a period of time. Expend these funds to the best of your ability, and reserve local funds for match from your cost saving from FYs 20 and 21, if possible, once local match requirements go back into effect.

How will it work?

- Beginning with your March 2020 invoice, you will be reimbursed for all eligible administrative and net operating expenses at 100% Federal share. No local match is required. This will continue until the end of the current program year 2020. The 80/20 match requirement still applies to capital purchases.
- Starting in program year 2021, your baseline operating award will be the same as your program year 2020 award, and eligible net operating costs will be reimbursed at 100% Federal share. This arrangement will continue as long as CARES Act funds are available. We believe we can continue reimbursing operating costs at 100% through all of program year 2021, but this may change.
- Those agencies requesting an increase in Operating or Administration funds over and above your FY20 award in your FY21 application, will not be awarded an increase with CARES Act funds. Requests for increases will be awarded using Section 5311 funding; net operating expenses will be reimbursed at the usual 50% Federal share and administrative costs will return to the 80/20 match ratio.
- CARES Act funding is not to be used for service expansion projects.
- CARES Act funds cannot be used as match to regular 5311 or 5339 funds.

How do we apply?

- No application is necessary. In the coming days, we will send you an amendment to your existing 2020 MOA with language that allows us to match eligible operating and administration expenses from March 1, 2020 to September 30, 2020 at 100% Federal share.

What are eligible expenses?

- Any expenses that are eligible for Section 5311 administrative or operating funds are also eligible for CARES Act funds. Enhanced cleaning and sanitizing of vehicles and facilities, the purchase of Personal Protective Equipment, and retrofitting vehicles to provide a Plexiglass (or other) barrier for drivers are all allowable expenses. The CARES Act also specifically allows reimbursement of paid administrative leave for any staff who experience a reduction in work hours due to reduced service or the need to self-quarantine or be hospitalized for exposure to COVID-19.
- It is OK to operate fare-free if you choose to do so. If you are continuing to collect fares, those fares must be deducted from your operating expenses as usual.
- Delivery of meals, groceries, prescriptions and other essential items is an eligible operating expense, as long as you have the capacity to do so without reducing your current (public emergency) level of service. This includes transporting schoolchildren to lunch programs and helping distribute supplies to area food banks.

How does this work in Blackcat?

- The only difference in how you prepare and submit your invoices in Blackcat will be the contract you choose in the dropdown list when adding your March invoice. You will select the 2020 – Section 5311 CARES Act as your contract. You may need to request a budget adjustment to add funds to new line items or move funds between existing line items. You will continue to report your service data.

What about lost revenue?

- FTA has clarified that CARES Act funds cannot be used to fill projected revenue gaps. Operators cannot receive a lump sum payment for estimated lost revenue in the future. Like 5311 funds, CARES Act funds also operate on the principle of cost reimbursement.
- Reimbursing at 100% Federal share is intended to pay for the expenses that your lost revenue would have covered under traditional match ratios.

FTA has a Frequently Asked Questions page (Ctrl and click to follow the Link) that is updated regularly. Please bookmark it in your browser.

CITY OF CARLSBAD

AGENDA BRIEFING MEMORANDUM

Council Meeting Date: 5-26-2020

DEPARTMENT: **Municipal Services**	**BY: Angie Barrios-Testa, Director**	**DATE: 5-12-2020**

Digitally signed by Angelica Barrios-Testa
DN: cn=Angelica Barrios-Testa, o=City of Carlsbad, ou=MS, email=abarrios@carlsbadnm.com, c=US
Date: 2020.05.18 13:25:20 -06'00'

SUBJECT: Accept a Sub-Award from the New Mexico Humanities Council Under the CARES Act funding for the Carlsbad Museum & Arts Center

BACKGROUND, ANALYSIS AND IMPACT: (Safety and Welfare/Financial/Personnel/Infrastructure/etc.)

New Mexico Humanities Council (NMHC) has made emergency funding available to humanities organizations currently experiencing financial challenges as a result of the coronavirus epidemic. Funds for this grant program are provided through the CARES Act and the National Endowment for the Humanities. The grant opportunity was made available to entities who were in the process of applying for projects under the NMHC Major Grant program. In order to meet the short deadline given to apply by May 1, 2020, The City of Carlsbad submitted an application for the Carlsbad Museum and Arts Center's "Creative Access: Virtual Tours" project.

If approved by City Council, the Carlsbad Museum and Arts Center will receive $7,500 in grant funds with a no match requirement. The funds will be used to contract with a videographer, as well as purchase related software to create virtual tours of the Museum's exhibits and the Halagueno Arts Park. The Museum staff is excited to be able to develop virtual tours which will allow patrons with an internet connection to experience the museum's various art and history exhibits from the safety of their homes. The virtual tours will allow the Museum to provide services which reach beyond its facility and to help reach those who may not have transportation or are immobile.

DEPARTMENT RECOMMENDATION: If it is the will of City Council to authorize the acceptance of the CARES Act funding subward from the New Mexico Humanities Council and to designate the Mayor as the City of Carlsbad's Authorized Representative to sign the grant agreement and related documents.

BOARD/COMMISSION/COMMITTEE ACTION:

☐ **P & Z**	☐ **Lodgers Tax Board**	☐ **Riverwalk Rec Center Board**	☐ **APPROVED**
☐ **Museum Board**	☐ **San Jose Board**	☐ **Water Board**	☐ **DISAPPROVED**
☐ **Library Board**	☐ **N. Mesa Board**	☐ **Beautification Committee**	

Reviewed by:
City Administrator: /s/John Lowe **Date:** 05-21-20

Federal Award Agency: **National Endowment for the Humanities**
Federal Award Date: **11/1/2019 - 10/31/2024**
Federal Award Identification Number (FAIN): **SO-268668-20**
CFDA: **45.129 Promotion of the Humanities_Federal-State Partnership (B)**
Research & Development Award: **No** / Indirect Cost Rate: **N/A**

New Mexico Humanities Council
Established 1972

SUBAWARD AGREEMENT - GRANT NO: **0004-1575CA-668:**

Creative Access: Virtual Tours

Federal Funds Obligated by NMHC to Subrecipient by Grant# 0004-1575CA-668: **$7500.00**
Total Federal Funds Obligated to Subrecipient including current obligation: **$7500.00**
Total Federal award to Subrecipient by NMHC: **$7500.00**

City of Carlsbad (the Subrecipient) hereby accepts a Federal funds pass-through subaward for ***Creative Access: Virtual Tours***, in the amount of **$7500.00** from the New Mexico Humanities Council (NMHC). The period of this subaward will extend from **5/11/2020** to **7/30/2021,** and final report will be due by **10/29/2021**. ***Subrecipient may complete and return the final report prior to due date.***

The offer of this subaward is good for thirty (30) days. Should the subrecipient not sign and return this agreement within thirty (30) days, NMHC may, at its discretion, exercise its option to withdraw the offer.

This Subaward Agreement constitutes a legally binding contract between the subrecipient and NMHC. The subrecipient certifies that it is a not-for-profit organization or a cultural entity affiliated with a unit of local or tribal government and agrees to administer the subaward in compliance with the provisions of the following documents: a) the NMHC Grant Application; and b) the NMHC Subaward Agreement.

The Subrecipient also hereby confirms the required certifications attached to this Subaward Agreement regarding the non-discrimination statutes, compliance with the Americans with Disabilities Act, Federal debt status, debarment and suspension, and lobbying as described in NMHC's Instructions for Certification. By accepting this subaward, subrecipient agrees that NMHC and auditors will have access to its records and financial statements as necessary for NMHC to meet requirements of the Office of Management & Budget (OMB), §§200.300 – 200.309 and Subpart F- Audit Requirements. In accepting this award, subrecipient agrees not to overlap costs covered under this funding with any other pending or approved application(s) for Federal funding, including NEH, NEA, the Paycheck Protection Plan, Small Business Administration, etc. All Subawards are subject to review to determine compliance with these provisions.

The Subrecipient agrees to the following **special conditions**, which supersede and control any previous writings including the Grant Application: **None**

Subaward disbursals will be mailed to the address listed below according to the following schedule:

- 90% of award **($6750)** at return of signed Subaward Agreement,
- 10% paid **($750)** when Final Report received and approved by NMHC.

City of Carlsbad	**84475854**
SUBRECIPIENT NAME (As registered in DUNS)	DUNS#

101 N. Halagueno St., Carlsbad, NM 88220

SPONSOR MAILING ADDRESS **CITY / STATE / ZIP**

- Organization Primary Contact MUST **SIGN ON REVERSE** -

Federal Award Agency: **National Endowment for the Humanities**
Federal Award Date: **11/1/2019 - 10/31/2024**
Federal Award Identification Number (FAIN): **SO-268668-20**
CFDA: **45.129 Promotion of the Humanities_Federal-State Partnership (B)**
Research & Development Award: **No** / Indirect Cost Rate: **N/A**

New Mexico Humanities Council
Established 1972

☒ ***I hereby acknowledge receipt and review of the NMHC Subaward Agreement with accompanying Certifications and agree to comply with the requirements for use, tracking and reporting of Federal pass-through subaward funds.***

SIGNATURE - Sponsoring Organization, Primary Contact	**Angelica Barrios-Testa** PRINTED NAME	DATE
SIGNATURE – Executive Director, NMHC	**Brandon Johnson** PRINTED NAME	**5/15/2020** DATE
SIGNATURE - City of Carlsbad, Mayor	Dale W. Janway PRINTED NAME	DATE

4115 Silver Avenue SE
Albuquerque, NM 87108
Phone: (505) 633-7370
Fax: (505) 633-7377
nmhc@nmhumanities.org
www.nmhumanities.org

Federal Award Agency: **National Endowment for the Humanities**
Federal Award Date: **11/1/2019 - 10/31/2024**
Federal Award Identification Number (FAIN): **SO-268668-20**
CFDA: **45.129 Promotion of the Humanities_Federal-State Partnership (B)**
Research & Development Award: **No** / Indirect Cost Rate: **N/A**

New Mexico Humanities Council
Established 1972

Instructions for Certification

GENERAL REQUIREMENTS

The New Mexico Humanities Council (NMHC) is required to seek from institutional applicants a certification regarding the nondiscrimination statutes and from all applicants a certification regarding the nondiscrimination statutes and from all applicants' certifications regarding debarment and suspension, Federal debt status and lobbying.

By signing and submitting a proposal, the Project Director and Fiscal Agent for the Sponsor Organization provide the applicable certifications. When a prospective applicant is unable to certify regarding the nondiscrimination statutes, the prospective applicant is not eligible to apply for funding from NMHC. When the applicant is unable to certify regarding debarment and suspension or federal debt status the applicant shall attach an explanation to the proposal. The explanation of why the certification on debarment and suspension cannot be submitted will be considered in connection with NMHC's funding determination. Failure to furnish a certification or an explanation shall disqualify the applicant from receiving an award from NMHC.

The certifications are material representations of fact upon which reliance will be placed when NMHC determines to fund the application. If it is later determined that the applicant knowingly provided an erroneous certification or did not comply with requirements, in addition to other remedies available to the federal government, the National Endowment for the Humanities or NMHC may seek judicial enforcement of the certification (nondiscrimination statutes), may terminate the award for cause or default (debarment and suspension or federal debt status) or may seek civil penalties of not less than $10,000 for each failure (lobbying).

The applicant shall provide immediate written notice to NMHC if at any time the applicant learns that its verifications were erroneous when submitted or have become erroneous by reason of changed circumstances.

NONDISCRIMINATION STATUTES

The certification regarding the nondiscrimination statutes shall obligate the applicant for the period during which the federal financial assistance is extended. There are two exceptions. If any personal property is acquired with NMHC's assistance, this certification shall obligate the applicant for the period during which it retains ownership or possession of that property. If any real property or structure is improved with NMHC's support, this certification shall oblige the applicant or any transferee for as long as the property or structure is used for the grant or similar purposes. This certification is binding on the applicant, its successors, transferees, and assignees, and on the authorizing official whose signature appears on the application cover sheet for this proposal.

Grantees are also required to evaluate their policies and practices toward the handicapped and grantee organizations which employ fifteen or more persons must keep on file a list of the interested persons that were consulted and a description of the areas that were examined, the problems identified, and any modifications or remedial steps taken.

Nondiscrimination Statute Certification

The applicant certifies that it will comply with the following nondiscrimination statutes and their implementing regulations:

a) Title VI of the Civil Rights Act of 1964 (42 U.S.C. 2000d seq.) which provides that no person in the United States shall, on the ground of race, color, or national origin, be excluded from participation in, be denied the benefits of, or be otherwise subjected to discrimination under any program or activity for which the applicant receives federal financial assistance.

b) Section 503 of the Rehabilitation Act of 1973, as amended (20 U.S.C. 794), which prohibits discrimination on the basis of handicap in programs and activities receiving federal financial assistance.

c) Title IX of the Education Amendments of 1972, as amended (20 U.S.C. 1681 seq.), which prohibits discrimination on the basis of sex in education programs and activities receiving federal financial assistance.

d) The Age Discrimination Act of 1975, as amended (42 U.S.C. 6106 seq.) which prohibits discrimination on the basis of age in programs and activities receiving federal financial assistance, except that actions which reasonably take age into account as a factor necessary for the normal operation or the achievement of any statutory objective of the project or activity shall not violate this statute.

FEDERAL DEBT STATUS

If any applicant is unable to certify regarding federal debt status, an explanation must be submitted with the proposal.

Federal Debt Status Certification

The applicant certifies, to the best of its knowledge and belief, that it is not delinquent in the repayment of any federal debt.

DEBARMENT and SUSPENSION

The applicant agrees by submitting this proposal that, should the proposal be funded by NMHC, it shall not knowingly enter into any project-related transactions (as defined under lower tier covered transactions) with a person who is debarred, suspended,

declared ineligible, or voluntarily excluded from participation in this covered transaction, unless authorized by NMHC.

The applicant further agrees by submitting this proposal to include without modification the following clauses in all lower tier covered transaction and in all solicitations for lower tier covered transactions:

1) The prospective lower tier participant certifies, by submission of this proposal, that neither it nor its principals is presently debarred, suspended, proposed for debarment, declared ineligible, or voluntarily excluded from participation in this transaction by any federal department or agency.

2) Where the prospective lower tier participant is unable to certify to any of the statements in this certification, such prospective participant shall attach an explanation to this proposal.

A grantee may rely on the certification of a prospective subrecipient that it is not debarred, suspended, ineligible, or voluntarily excluded from the covered transaction, unless it knows that the certification is erroneous. A grantee may decide on the method and frequency by which it determines the eligibility of its principals. Except when specifically authorized by NMHC, if the participant in a covered transaction knowingly enters into a lower tier covered transaction with a person who is suspended, debarred, ineligible, or voluntarily excluded from participation in this transaction, in addition to the other remedies available to the federal government, NMHC may terminate this transaction for cause or default.

Federal Award Agency: **National Endowment for the Humanities**
Federal Award Date: **11/1/2019 - 10/31/2024**
Federal Award Identification Number (FAIN): **SO-268668-20**
CFDA: **45.129 Promotion of the Humanities_Federal-State Partnership (B)**
Research & Development Award: **No** / Indirect Cost Rate: **N/A**

New Mexico Humanities Council
Established 1972

DEBARMENT and SUSPENSION

The applicant agrees by submitting this proposal that, should the proposal be funded by NMHC, it shall not knowingly enter into any project-related transactions (as defined under lower tier covered transactions) with a person who is debarred, suspended,

declared ineligible, or voluntarily excluded from participation in this covered transaction, unless authorized by NMHC.

The applicant further agrees by submitting this proposal to include without modification the following clauses in all lower tier covered transaction and in all solicitations for lower tier covered transactions:

1) The prospective lower tier participant certifies, by submission of this proposal, that neither it nor its principals is presently debarred, suspended, proposed for debarment, declared ineligible, or voluntarily excluded from participation in this transaction by any federal department or agency.

2) Where the prospective lower tier participant is unable to certify to any of the statements in this certification, such prospective participant shall attach an explanation to this proposal.

A grantee may rely on the certification of a prospective subrecipient that it is not debarred, suspended, ineligible, or voluntarily excluded from the covered transaction, unless it knows that the certification is erroneous. A grantee may decide on the method and frequency by which it determines the eligibility of its principals. Except when specifically authorized by NMHC, if the participant in a covered transaction knowingly enters into a lower tier covered transaction with a person who is suspended, debarred, ineligible, or voluntarily excluded from participation in this transaction, in addition to the other remedies available to the federal government, NMHC may terminate this transaction for cause or default.

LOBBYING CERTIFICATION

The applicant certifies to the best of his or her knowledge and belief that:

1. No Federal appropriated funds have been paid or will be paid, by or on behalf of the undersigned, to any person for influencing or attempting to influence an officer or employee of an agency, a Member of Congress, an officer or employee of Congress, or an employee of a Member of Congress in connection with the awarding of any Federal contract, the making of any Federal grant, the making of any Federal loan, the entering into of any cooperative agreement, and the extension, continuation, renewal, amendment, or modification of any Federal contract, grant, loan or cooperative agreement.
2. If any funds other than Federal appropriated funds have been paid or will be paid to any person for influencing or attempting to influence an officer or employee of any agency, a Member of Congress, an officer or employee of Congress, or an employee of a Member of Congress in connection with this Federal contract, grant, loan, or cooperative agreement, the undersigned shall complete and submit Standard Form-LLL, Disclosure of Lobbying Activities, in accordance with its instructions.
3. The applicant shall require that the language of this certification be included in the award documents for all subawards at all tiers (including subcontracts, subgrants and contracts under grants, loans and cooperative agreements) and that all subrecipients shall certify and disclose accordingly. This certification is a material representation of fact upon which reliance was placed when this transaction was made and entered into. Submission of this certification is a prerequisite for asking or entering into this transaction imposed by subsection 1352, title 31, U.S. Code. Any person who fails to file the required certification shall be subject to a civil penalty of not less than $10,000 and not more than $100,000 for each such failure.

DEFINITIONS

The following definitions refer to the terms used in the certifications regarding the nondiscrimination statutes, federal debt status, and debarment and suspension.

Covered transaction: A covered transaction is either a primary covered transaction or a lower tier covered transaction.

Debarment: An action taken by a debarring official in accordance with 45 CFR Part 1169 to exclude a person from participating in covered transactions. A person so excluded is debarred.

Delinquent: Represents the failure to pay an obligation or debt by the date specified in the agency's initial written notification or applicable contractual agreement, unless other satisfactory payment arrangements have been made by that date, or if at any time thereafter, the debtor fails to satisfy the obligation under a payment agreement with the agency.

Federal debt: The amount of money or property that has been determined by an appropriate agency official to be owed to the United States by any person, organization, or entity. Examples of debts include delinquent taxes, audit disallowances, guaranteed and direct student loans, housing loans, farm loans, business loans, Department of Education institutional loans, benefit overpayments, and other miscellaneous administrative debts.

Ineligible: Excluded from participation in federal nonprocurement programs pursuant to a determination of ineligibility under statutory, executive order, or regulatory authority, other than Executive Order 12549.

Lower tier covered transaction:

1. Any transaction between a participant and a person other than a procurement contract for goods and services, regardless of type, under a primary covered transaction.
2. Any procurement contract for goods and services between a participant and a person, regardless of type, excepted to equal or exceed the federal procurement small purchase threshold fixed at 10 U.S.C. 2304(g) and 41 U.S.C. 253(g) (currently $25,000 USD) under a primary covered transaction.
3. Any procurement contract for goods or services between a participant and a person under a covered transaction, regardless of amount, under which that person will have a critical influence on or substantive control over that covered transaction. Such persons are project directors, principal investigators, and providers of federally required audit services.

Participant: Any person who submits a proposal for, enters into, or reasonably may be expected to enter into a covered transaction. This term also includes any person who acts on behalf of or is authorized to commit a participant in a covered transaction as an agent or representative of another participant.

Person: Any individual, corporation, partnership, association, unit of government, or legal entity, however organized, except foreign governments or foreign governmental entities, public international organization, or foreign government-owned or controlled entities.

Primary covered transaction: This is normally any nonprocurement transaction between an agency and a person, regardless of type, including grants, cooperative agreements, scholarships, fellowships, contracts of assistance, loans, loan guarantees, subsidies, insurance payments for specified use, donation agreements, and any other nonprocurement transaction between a federal agency and a person.

Principal: Officer, director, owner, partner, key employee, or other person within a participant with primary management or supervisory responsibilities; or a person who has critical influence on or substantive control over a covered transaction, whether or not employed by the participants.

Proposal: A solicited or unsolicited bid, application, request, invitation to consider, or similar communication by or on behalf of a person seeking to participate or to receive benefit, directly or indirectly, in or under a covered transaction.

Suspension: An action taken by a suspending official in accordance with these regulations that immediately excludes a person from participating in covered transactions for a temporary period, pending completion of an investigation and such legal, debarment, or Program Fraud Civil Remedies Act proceeding as may ensue.

Voluntarily excluded: The status or non-participation or limited participation in covered transactions assumed by a person pursuant to the terms of a settlement.

NMHC requires that all publicity include acknowledgement of the National Endowment for the Humanities (NEH) and New Mexico Humanities Council (NMHC) as a condition of funding. Sponsoring organizations and organizations' Primary Contacts are trusted to know their communities and intended audiences, as well as what method of publicity to employ to reach them (flyers, posters, direct mailing, paid advertising, news releases, social media, etc.).

Good coverage in the appropriate media is an important part of any publicity campaign. It can help reach more than possible otherwise. Best of all, it's free. Keep in mind that funding awards are news, and that sponsoring organization, the project participants, NEH, NMHC, and other supporters of projects are doing something worthwhile for the community, and all deserve recognition for their efforts.

Organizations' Primary Contacts must send thank you letters to Congressional representatives and include copies of these letters with the Final Report. A list containing contact information for these individuals is included with this Agreement.

1. Acknowledgement

- Incorporate the NEH and NMHC logos into publicity/other materials wherever possible. Copies of both logos will be included with this email. Alternatively, to download the NMHC logo, visit: www.nmhumanities.org and check the "Grant Program" tab: https://nmhumanities.org/NMHC.php?p=30
- Acknowledge NEH and NMHC's support in all printed and electronic materials, including advertisements and publicity materials and any written or verbal presentations.
- Acknowledge NEH and NMHC's support on the organization's website and on organization's social media connections.
- Acceptable forms of acknowledgement include:

  "This organization is supported in part by the National Endowment for the Humanities and the New Mexico Humanities Council."

  "[This organization] is supported by a generous grant from the National Endowment for the Humanities and the New Mexico Humanities Council."

- If applicable, acknowledgement at any public programs must also include the following disclaimer:

  "Any views, findings, conclusions or recommendations expressed in this (publication/program/exhibition/website) do not necessarily represent those of the National Endowment for the Humanities or the New Mexico Humanities Council."

Email NMHC (grants@nmhumanities.org) with any questions about acknowledging support for the organization or project.

2. Press Releases

Award recipients are encouraged to send press releases to their local media, in addition to submitting copies to NMHC of all publicity.

Press release outline

Media representatives are accustomed to receiving materials in a standard format. Your press releases must use this standard format if they are going to receive favorable treatment. All press releases should be typewritten, double-spaced, on 8 ½ x 11 letterhead from sponsoring organization. If letterhead is not available, type the information at the top.

Use the following format, flush left of page:

CONTACT: (Name of person and phone number)

FOR RELEASE: (date) or FOR IMMEDIATE RELEASE

(Headline)

(Story)

Use short sentences and paragraphs; be brief and factual. Be sure to include all essential information, including acknowledgement of NMHC funding, in the first or second paragraph. Then elaborate. Press releases tend to be cut from the bottom up. If press release is longer than one page, type "MORE" at the bottom of the first page, on the second page repeat the headline and add Page 2. At the bottom of the last page, type ### or -30-

Press Release Timing

Generally, submit press releases four weeks before scheduled programs. **If no programs are planned as a direct result of this CARES Act award, it's appropriate to submit at the time of the announcement or payment of the award.**

MONTHLY REPORT: April 2020

Community Development

Ken Britt

Director

Total Patrons Served: 0

Airport Monthly Report
April 2020

Attendance--1433

Airport Employees

Airport Manager
Airport Foreman
2-Airport Operations Specialist
Land-1949 acres

Daily: Monday – Friday

Daylight and Nighttime Airfield documented inspections followed by corrective actions.
Cleaning terminal daily. Restock paper goods.
Maintain vehicles and equipment.
Removal of trash in parking lot, entrance and on airfield.
Increased amount of sanitizing Terminal.

Weekly

F.O.D. removal on runways, taxiways and the ramp.
Check generators for fuel and oil. Operate if not on weekly cycle.
Continue to weed-eat needed areas.
Continue to rake around lights and signs.
Continue to trap gophers.
Fuel all vehicles, cans and diesel reserve tank.
Water plants in terminal building.
Mow, edge and prune front entrance lawn.
Clean entire terminal on Tuesdays.
Weekly check of the perimeter.

Weekends

Open terminal at 5:00 am and close terminal at 1:30 pm. Boutique Airlines will lock doors and turn off lights when all passengers are gone.
Airfield inspections of nighttime and daytime on both Saturday and Sunday.
Cleaning duties and other assigned duties on as needed basis.

Projects

We are waiting on the finalization of the Taxiway C relocation project.

We have begun to spray Herbicide in cracks of pavement, around signs and lights and all other obstacles on the airfield. We are continuing this process.

We have been concentrating on removing FOD from runway 3 and 21. With the heavier aircraft, we have been seeing more loosen rock from the asphalt.

Boutiqueair Delays and Cancellations

Date April 2020	651-CNM-ABQ	654-ABQ-CNM	554-CNM-DFW	553-DFW-CNM	653-CNM-ABQ	652-ABQ-CNM	WEATHER?
1-Apr							
2-Apr				1hr.-delay	1hr.-delay	1hr.-delay	
3-Apr							
4-Apr							
5-Apr							
6-Apr							
7-Apr							
8-Apr							
9-Apr							
10-Apr							
11-Apr							
12-Apr				3hr.-delay	3hr.-delay	Canceled	
13-Apr	Canceled	8hr.-delay	8hr.-delay				
14-Apr							
15-Apr				2hr.-delay	2hr.-delay	2hr.-delay	
16-Apr							
17-Apr							
18-Apr							
19-Apr							
20-Apr							
21-Apr							
22-Apr							
23-Apr							
24-Apr							
25-Apr							
26-Apr							
27-Apr				2hr.-delay	2hr.-delay	2hr.-delay	
28-Apr				5hr.-delay	5hr.-delay	5hr.-delay	
29-Apr	3hr.-delay	5hr.-delay	5hr.-delay	2hr.-delay	2hr.-delay	2hr.-delay	
30-Apr				1hr.-delay	30min.-delay	30min.-delay	

Boutiqueair Traffic Report

Here's the traffic report for Boutique Air at CNM for last month:

				Flights Scheduled	Flights Flown	Cancelled Weather	Cancelled other	Revenue Passengers
April 2020	4/2 to 4/30	Enplaned CNM	ABQ	52	49	0	3	56
		Deplaned CNM	ABQ	52	49	0	3	44
		Enplaned CNM	DFW	30	29	0	1	43
		Deplaned CNM	DFW	30	30	0	0	43

Flights/Passenger Revenue	UP	DOWN
Enplaned CNM to ALB		115
Deplaned CNM to ALB		128
Enplaned CNM to DFW		72
Deplaned CNM to DFW		83

Airport Rainfall—2020

Month	Rainfall=Inches
January	Trace
February	**3.2**
March	**2.7**
April	**0.0**
May	
June	
July	
August	
September	
October	
November	
December	

TOTAL INCHES TO DATE—6.0

MONTHLY WORK REPORT

DEPARTMENT: GOLF COURSE	**MONTH: APRIL**
NO. OF EMPLOYEES:6 FULL TIME	**NO. OF DAYS IN MONTH: 30**
HOLIDAYS THIS MONTH: 0	**NO. OF WORK DAYS THIS MONTH: 22**

ROUNDS PLAYED: APRIL 2020: 0(COURSE CLOSED)

WEEKLY ROUTINE TASKS	NON-ROUTINE TASKS
1. MOWING • Fairways • Tees • Fringes • Greens(including rolling) • Rough • Weedeating 2. IRRIGATION • Clean Sprinklers • Troubleshoot Valves • Fix Leaks • Water Dry Spots with Hoses 3. SETUP • Cup Setting • Blow Debris Off Greens • Pick Up Tree Limbs • Pick Up Trash • Change Drinking Water 4. FACILITY MAINTENANCE • Clean Bathrooms • Clean Shop	1. Spray Fairways 2. Clean Riverwalk 3. Trim Trees 4. Spray Weeds
TOTAL GOLF COURSE HOURS= 1056	

Carlsbad Water Park
April 2020

Off Season Report

Maintenance and Repair

Monthly Routine Tasks

Facility Maintenance crews removed leaves and vacuumed the pools weekly.

Facility Maintenance crews powerwashed the decks, and removed debris weekly

The City Plumber checked and maintained chemical levels daily.

April 25, 2020

Facility Maintenance crew srubbed all pools and began prepration for opening season.

Personnel

A lifeguard Certification class for April was canceled due to Covid-19. Another class will be rescheduled as soon as possible.

Monthly

10 applications were recevied for open positions at the Water Park: seven (7) Lifeguards, one (1) attendant, one (1) head attendant, and (1) head lifeguard. 17 applicants were recommended for hire at the April 14th City Council Meeting, and 10 **were** recommended at the April 28 meeting**.**

Facility Use Summary

	Closed
Patrons Served (Excluding Field Trips)	**N/A**
Paid Admission	N/A
Under 4	N/A
Over 61	N/A
Pre-Purchased Passes Used	N/A
Number of Rentals (50 to 100 patrons each)	N/A
Party Revenue	N/A
Concession Sales Gross Total	N/A
Paid Admission Total	N/A

MONTHLY WORK REPORT

DEPARTMENT: Sports Complex	**BFYSC**	MONTH: APRIL 2020	
NO. OF EMPLOYEES: 5		NO. OF DAYS IN THE MONTH: 30	
HOLIDAYS THIS MONTH: 1	Estimated Attendance 00000 Due to Shutdown for Corona Virus	NO. OF WORK DAYS THIS MONTH: 21	

Week of April 1st through 10th

Two employees repaired a leak at Soccer.. One employee cleaned the splash pad building in preparation of a splash pad renovation. Two employees performed ARC litter control. One employee watered office trees and shrubs. Two employees mowed the soccer, baseball, & softball areas. One employee applied herbicide throughout the facility for weed control. One employee mowed the open areas with the 1600 throughout the complex. One employee cleaned up Lea Street. Two employees applied insecticide to all the Live Oaks after being infected with Armored Scale. Two employees repaired a major leak between Baseball 2 & 3. Employees were off for Good Friday. Two employees power washed and cleaned all the roll outs in the complex. Two employees checked and repaired all the bubblers on Lea Street.

Week of April 13th through 17th

One employee applied herbicide for weed control. Two employees preformed ARC litter control throughout the complex due to the windstorms this weekend. One employee repaired equipment. One employee watered athletic fields daily. Two employees mowed softball, baseball, & soccer areas. One employee brush hogged the open areas by soccer. Two employees added dirt to the low outfield areas at softball and baseball. One employee mowed Hackberry Draw. One employee disinfected the roll outs at all areas of the complex. Two employees installed fencing slats at Baseball 5 and 6.

Week of April 20th through 24th

One employee mowed the soccer fields. One employee applied herbicide to Lea Street Landscaping. One employee brush hogged the area by the back 40. Two employees mowed baseball and softball. One employee trimmed at softball and baseball. Two employees cleaned and greased equipment. One employee watered trees by the office area. One employee washed his truck inside and out. One employee performed litter control throughout the complex. One employee aerated Soccer 2 due to issues with hot spots and lack of growth in some areas. One employee trimmed bushes along the fence line. Two employees trimmed and cleaned the soccer oleanders. Two employees worked on a leak between BB 2 and 3. One employee trimmed at soccer. One employee seeded Soccer 2.

Week of April 27th through 30th

One employee performed weed control on Lea Street. Two employees mowed baseball, softball commons, and playing fields. One employee applied herbicides at baseball, softball, and soccer. One employee took vacation all week. One employee brush hogged the areas behind softball. One employee treated ant beds throughout the complex. Two employees cleaned the area by the garage and silos, by placing signs and cones in a suitable location. One employee covered ground squirrel holes and sprayed weeds at baseball. One employee trimmed at baseball. Two employees transported junk to the convenience station. Two employees stabilized and adjusted sprinkler heads at newly planted soccer shrubs. Two employees aerated and seeded Soccer 3. One employee raked and applied Landscape gravel to Lea Street.

T. Cordova

Ted Cordova, Sports & Recreation Superintendent

MUNICIPAL SERVICES

Monthly Report: **April 2020**

Angelica Barrios Testa — Director

Total Patrons served: **0**

CARLSBAD PUBLIC LIBRARY

APRIL 2020

LIBRARY USAGE		CIRCULATION	
NUMBER OF USES		NUMBER OF ITEMS	
Visitors	0	Books	16
Computer sessions	0	Large print books	0
Mobile print jobs	15	Graphic novels	0
Wireless sessions	3,696	E-books	418
Catalog searches	1,163	Audio books	3
HOF use by library	0	E-audio books	368
ILL Loan items received	2	Software	0
ILL Loan items sent	3	Music	0
Youth Information requests	0	Videos	0
Adult Information requests	63	Magazines	0
Total Info requests	63	E-magazines	50
DATABASES		Paperbacks	1
NUMBER OF USES		Reference	0
A to Z Databases	19	Databases	570
Brainfuse	32	Misc	0
Britannica online	99	Total items	1,426
Chilton's auto repair	0	Total digital	1,406
Gale Databases	33	Total physical	20
Global road warrior	5	Total adult	772
HeritageQuest	2	Total teen	42
Hoopla	284	Total children	42
Learning express library	44		
Niche academy	7	COLLECTION	
Teachables	41	NUMBER OF ITEMS	
Universal class	4	Items added	9
AWE children's computers	0	Items withdrawn	711
Total	570	Items missing	11
		Total items	62,728
PATRONS		Materials requests fulfilled	0
NUMBER OF PERSONS		Reserves placed	36
New patrons (regular & digital)	33		
Total digital patrons	82	OTHER SERVICES	
Total all patrons	8,301	NUMBER OF SERVICES	
NMLTG users	132	Archival requests	0
Self-Check users	0	Tests proctored	0
Mobile printing users	4	Technology help	6
Unresolved member problems	11	Social network posts	86
Incidents	0	Gabbie - text information requests	19
Fines outstanding	$79.00	Newspaper & radio features	3
Damage/Lost fees outstanding	$0.00	ILL postage cost	$49.56
Curbside pickup	17		

ACTIVITIES		ATTENDANCE	
NUMBER OF SESSIONS / EVENTS		NUMBER OF PERSONS	
Preschool Story Time	0	Preschool Story Time	0
Toddler Time	0	Toddler Time	0
Mother Goose	0	Mother Goose	0
Summer reading - children	0	Summer reading - children	0
Summer reading - teen	0	Summer reading - teen	0
Summer reading - adult	0	Summer reading - adult	0
Tours	0	Tours	0
Outreach	5	Outreach	118
Teen programs	5	Teen programs	5
Adult/All Ages programs	0	Adult/All Ages programs	0
Maker activities	0	Maker activities	0
Community partnerships (Creative Carlsbad videos)/ Tax forms Mail	3	Community partnerships	195
Total	13	Total	318
Virtual Programs	14	Audience while live	1,081

LIBRARY NEWS

The library remained closed to visitors this month due to the stay at home order issued by the Governor, so the staff focused on serving patrons using social media, email, or telephone. On April 30, we started our Curbside pickup service for patrons. This service allows staff to bring checked out materials to patrons cars in the back parking lot. Patron and staff alike are excited for this new service. We also partnered with the Mail Service Center with Tax forms leaving them at their location to ensure patrons still had access. Staff prepared for installation of new carpeting in the children's area and processing room. The children's department fiction section was relabled and re-organized for patron ease of use. Teen paperback fiction was relabeled in preparation for receiving new shelves; teen paperbacks will soon be shelved alongside hardbacks once the new shelves are installed.

LIBRARY BOARD OF TRUSTEES

Library Board of Trustees did not meet this month.

PROGRAMS, EVENTS, OUTREACH

Beth and Jeanie provided a drop off literacy program with craft project and books for the San Jose Daycare children for their teachers to do with them. Also, we heard from one of the teachers that the daycare children watched the library's online-story time videos. Five teens from Carlsbad Intermediate School wanted to promote literacy this month, and they each created a story-reading video for younger children to view, which we shared on our Facebook page. For online programming, we offered 3 different Facebook Live story times per week throughout the month. Each one included alphabet awareness activities, 3 or 4 stories and non-fiction books per session, and a related craft activity that could be done at home with commonly-available materials such as paper, crayons, scissors, and glue. Julie Chester of Creative Carlsbad asked us to partner with her for her online arts video project. Beth offered a crafting project for one session, and "Fairy Tales with a Western Twist" for a second session.

INCIDENTS, COMPLAINTS AND RESOLUTION

05/01/2020

CARLSBAD museum & art center

Monthly Report April 2020

Patrons Served: 0

Public Programming & Events:

- No public programming or events were held at the museum in the month of April due to the Coronavirus pandemic.

Exhibitions:

- Carlsbad Municipal Schools Student exhibits and events were canceled
- The museum continued working with the National Guitar Museum on the upcoming *Medieval to Metal: The Art & History of the Guitar* exhibit that was originally scheduled to open on May 21. Tentative opening date is now June 2. There is no opening reception planned.
- Staff started the project to redo all artifact labels in the Native American Gallery
- *Recent Acquisitions*, a show of paintings by local artists was installed in the *Local Hangout*

Staff Activities:

Collections:

- The museum worked on permanently securing a collection of Taos Society of Artists art that is currently at the museum on loan.
- Staff continued working on making collections records available online.

Facility:

- Work continued on the HVAC project by Engie.

Purchasing:

- 4 POs approved

MONTHLY REPORT
FOR April 2020

Department: Municipal Services
Riverwalk Recreation Complex

No. of Rental Events: **0**
No. of Incidents/Complaints: **0**

Facility Closed Due to Covid-19

Activities	No. of Events	Total
Villa De Esperanza Group	0	0
English Class	0	0
Karate Class	0	0
Volleyball Practice	0	0
Basketball Practice	0	0
Zumba	0	0
Coffee Drinkers	0	0
Hockey Park	0	0
Skate Park	0	0
Racquet Ball Players	0	0
Pickle Ball	0	0
Walk In Attendance	0	0
Rentals:		
Birthday Parties	0	0
Baby Shower	0	0
Attendance for the month was	0	**0**
Average for the day was		0

Problem/Complaint Resolution: N/A

Projects: While the center has been closed to the public, staff have been working on various maintenance projects including: cleaning and organizing storage spaces, renovating the Powerhouse, Tottenhoff, and front office.

The Powerhouse and Powerhouse restroom have been repainted, and a new sink and toilet were installed. The Tottenhoff and Tottenhoff kitchen were repainted and the flooring was replaced. The front office was painted and new cabinets were installed in the kitchen area. The front entry, elevator floor, pillars, and several walls throughout the facility were also painted.

Staff also performed daily sanitizing and cleaning throughout the facility and picked up trash at Project Playground, the Skate Park, and in the Parking lot.

Minutes Attached: Yes ___ No _X__

Signed:_____

MONTHLY REPORT
April 2020
SAN JOSE SENIOR CENTER

Number of Patrons Served: (meals no count yet)
New Members:
Number of Incidents/Complaints: 0
Date of Next Board Meeting: None until further notice

Activities/Projects:

Facility Maintenance has finished painting the Sewing and Ceramics Room, Exercise Room, Meeting Room, Library and the hallways. We still need to clean all the rooms and put things back in order.

We are still helping SENMCAC staff with the distribution of the noon meals, and the number of meals are higher than normal.

Food boxes have also been distributed for the last two weeks. Approximately 400 boxes were distributed to the homebound and seniors who picked up lunches.

Upcoming Events: None at this time.

San Jose Senior Center Nutritional Meals Program
Meals Distribution During COVID -19 Closure

Day of Week	Date	Meals Distributed	CSO Assisted
Monday	4/6/2020	101	
Tuesday	4/7/2020	123	
Wednesday	4/8/2020	119	CSO
Thursday	4/9/2020	124	CSO
Friday	4/10/2020	Holiday	
Monday	4/13/2020	108	CSO
Tuesday	4/14/2020	124	CSO
Wednesday	4/15/2020	112	CSO
Thursday	4/16/2020	130	CSO
Friday	4/17/2020	121	CSO
Monday	4/20/2020	115	CSO
Tuesday	4/21/2020	131	CSO
Wednesday	4/22/2020	116	CSO
Thursday	4/23/2020	102	CSO
Friday	4/24/2020	104	CSO
Monday	4/27/2020	124	CSO
Tuesday	4/28/2020	135	CSO
Wednesday	4/29/2020	141	CSO
Thursday	4/30/2020	134	CSO

*Not yet verified by SNMEDD

April →		1	2	3	4	5	6	7	8	9	10	11	12	13	14	15	16	17	18	19	20	21	22	23	24	25	26	27	28	29	30	31
Activities/Projects	Attendance																															
Amateur Hour	0																															
Arts & Crafts	0																															
Bingo	0																															
Puzzles	0																															
Zumba	0																															
Computer Classes	0																															
Birthday Party (Monthly)	0																															
Dominos	0																															
Exercise Equipment	0																															
Creative Coloring Class	0																															
Line Dancing	0																															
Flu Shots	0																															
Mexican BINGO	0																															
NM State Tax filing	0																															
Pool	0																															
Quilters	0																															
Sing - Along	0																															
Low Impact Exercise Class	0																															
Vitals (BP/Sugar/Oxygen)	0																															
NMLong Term Ag. (MCR)	0																															
Special Events	0																															
Dances	0																															
Nutritional Program (Meals)	0																															

Services																																
Announcements	0																															
Copies	4	4																														
Forms	0																															
In-coming calls	384	20	22	19			17	15	16	16	20			22	20	22	18	16			15	17	15	14	18			15	13	16	18	
Notaries	0																															
Referrals (Walk-ins)	30	30																														
Transportation	0																															
Out of City Limits Served =	0																															

Meetings																																
Training Class	0																															
Safety Huddle/Safety Meeting	15	15																														
Foster Grandparents	0																															
Lawyer Referral	5	5																														
Leadership Carlsbad	0																															
Public Meeting	0																															
CCVN Advisory Board	0																															
SENMCA Meetings	4	4																														
San Jose Advisory Board	0																															

No.of Patrons served =	**442**
Out of City Limits Served =	0
No. Of Incidents/Complaints:	
Date Of Next Board Meeting:	

MONTHLY REPORT

April 2020

Department: CCVN (Carlsbad Community Volunteer Network)

No. of New Registered Volunteers:	**0**
No. of Active Volunteers:	**302**
No. of Work Stations:	**25**
No. of Volunteer Hours for April	**No hours were collected due to COVID-19**

The Monthly CCVN Advisory Board Meetings are cancelled until further notice.

- CCVN Staff have been assisting the San Jose Meal Site each day with the distribution of meals for the seniors.
- CCVN Staff has been involved in the upkeep of the San Jose Senior Citizen facility.

Monthly Report
April 2020
NORTH MESA SENIOR RECREATION CENTER

Number of Patrons Served: 0
New Members: 0
Number of Incidents/Complaints: 0
Date of next Board Meeting: undetermined at this time

Activities/Projects/Attendance

Due to the temporary closure of the center there has been a tremendous amount of behind the scenes activity.
One of the first rooms tackled was the kitchen/pantry. All cabinets were emptied, wiped clean, and re-organized and re-labeled for better placement of most frequently used items.

At the same time Facility Maintenance staff member Anna Alvarez, started a long line of work In the Pool Table room. It has been repainted, and cleaned top to bottom and ready for the return of the enthusiastic players.

The Yucca room, home to ACBL Bridge players, Zia Quilters, Yoga, Beading, AARP Defensive Driving and Line Dancers will notice a change in their space. The first order of business was the store room. It was emptied, carpet pulled up and replaced with new floor tiles. New stronger shelving was put together and placed in the room with space identified for Quilters, Bridge players and Yoga equipment. There is now room for additional chair & table storage. Repair and paint will be completed on the west wall in the coming days.

The Mesa room has also received a new coat of paint making it even brighter and more welcoming to the Bunco players, Dominoes group, Western Jam, Rock Club, Stretch & Tone ladies and Hand & Foot players to name a few of the groups that meet here. As always Anna has the floor and windows shiny and ready.

The Ocotillo room probably has the biggest transformation with the removal of three cabinets. One large cabinet, that was semi-permanent, required replacement of floor tiles after its removal. Anna took on the task and the floor shows no sign of the relocated cabinet. The room received a new coat of white paint and attendant Avelina added new labels on all cabinet doors for easy identification of its contents and owners. Our beautiful plants have been relocated there during this hiatus and have thrived with the great lighting. We're sure a couple have found a new home in the Ocotillo room.

The Road Runner room had recently been updated so it was on the "no need" list. Thanks to the arrival of the new large storage building the two Ping Pong tables were relocated from here to the outside storage giving more elbow room for the card players.

The four closets in The Auditorium each received a makeover. The NE closet is now where additional tables are stored along with the two racks of folding chairs for easy access throughout the week. The SE closet that is home to the exercise equipment and the Bingo machine/supplies received new, stronger shelving making it safer and more organized. The Office supply closet in the SW corner received the biggest improvement by repurposing a wooden storage cabinet from the Ocotillo room. After cleaning, removing the doors, adding storage containers and labeling, all office supplies are accessible at a glance and all items have a home.
The NW closet will soon be identified as Facility Maintenance room. Anna cleared the room of its contents of misc. items, painted and has now completed her third floor tile project. The future of this room includes updating of doors. exacerbating

A small storage room in the auditorium (formerly the projection room) received new and improved shelving, a little rearranging for better flow and plans for new flooring in the future.

The library has been cleaned and disinfected. We recently received a large amount of large print books that are very popular with our audience and new to us DVDs. This required the rearranging of books/DVDs/and audio books to accommodate the additional books and media. Avelina has taken on this challenge and has made great improvements. The library has a record of great use by our members.

The Lapidary received an upgraded door with glass window and is now ready for use by the Rock Hounds.

Electrical upgrades and repairs in the Facility Maintenance room, SE auditorium closet, Ocotillo room, and Mesa room will be completed in the coming days.

Many of these improvements were made possible by the purchase of the large storage shed located in the north end of the parking lot. The stronger storage shelves were added making room for storage of the items that are needed but not on a daily basis. All decorating items for the holiday tree and the facility have a much easier access. Each activity group will be allowed storage for items that again, are needed but not daily. Storage totes are provided for them. Staff will be assisting members when items are needed.

A modification for the new storage room ramp and altogether new ramp was fabricated by the welding shop.

Staff has been making calls to members to touch base with them and offer any assistance we can be of help with during this pandemic closure.

Activity	**Participation**
Exercise	0
Library/Lapidary	0
Arts/Crafts	0
Pool/Ping Pong	0
Card Games/Dominoes	0
Western Jam/Bingo	0
Line Dance	0
Dance	0
Social/Orgs/Events	0
ACBL Bridge	0
Health/Wellness	0
Visitors/Guests	0
Total	**0**

Deposits

Date	**Cash**	**Checks**	**Total**
April 2020	0	0	0

Incidents/Complaints: None

CITY OF CARLSBAD

TRANSPORTATION AND FACILITIES

MARCH 2020

Monthly Reports from:

- **Community Service**
- **Construction**
- **Electrical**
- **Garage**
- **Parks**
- **Street**
- **Cemetery**

Digitally signed by Pat Cass
DN: cn=Pat Cass, o=City of Carlsbad, ou=Public Works, email=pjcass@cityofcarlsbadnm.com, c=US
Date: 2020.05.20 09:22:12 -06'00'

Reviewed and approved by: Patrick Cass, Director of Public Works

CONSTRUCTION DEPARTMENT

Monthly Work Report

March 2020

Number of Employees 11	No. of days in the Month 31
Holidays 0	No. of days worked in this month 22

1. Installed Rip Wrap along the river bank for erosion control
2. Repaired boat docks
3. Repaired the concrete along the river bank for erosion control
4. Repaired a door at the Racket Ball Court
5. Demo Concrete at PRV
6. Assisted the Radio Department in the installing of mounting surfaces for the cameras at the Heritage Park
7. Covered damaged window at the beach house
8. Poured concrete for life guard stand at the beach swimming area
9. Installed six (6) benches at the Troy Young Park
10. Repaired concrete and set pavers and poured concrete at the PRV
11. Removed and poured concrete on the curb at the Airport parking lot
12. Repaired concrete around reservoir tanks at the water wells at twelfth and Holland Rd.
13. Assisted the Electrical Department in trenching for installation of the light base for the beach parking lighting
14. Installed six light base at the beach parking lot

Prepared by: Terry Mathis

Digitally signed by Terry Mathis
DN: cn=Terry Mathis, o=City of Carlsbad, ou=Public Works, email=tmmathis@cityofcarlsbadnm.com, c=US
Date: 2020.04.14 09:44:58 -06'00'

Terry Mathis, Public Works Deputy Director

ELECTRICAL DEPARTMENT

Monthly Work Report

March 2020

Number of Employees 07	No. of days in the Month 31
Holidays **0**	**No. of days worked in this month** **22**

Number of Jobs Preformed for Individual Departments

1.	Airport	14
2.	Golf Course	13
3.	Parks	40

4. Waste Water

a.	Treatment Plant	21	b.	Primary Lift	15
c.	Lift Station	14	d.	Other	0

5. Water

a.	Water Wells	21	b.	Double Eagle	15
c.	Yard	0	d.	Other	0

6. Public Building and Yards

a.	City Hall	15	b.	Library	06
c.	Museum	06	d.	Mesa Senior Rec.	02
e.	San Jose Sr. Rec.	06	f.	Riverwalk Rec.	16
g.	Rifle Range	03	h.	Community Soup Kitchen	02
i.	Antique Lights	26	j.	Pecos River Village	08
k.	Convention Center	04	l.	Civic Center	09
m.	Reintegration	05	n.	Literacy Building	0
o.	Public Works Yard	15	p.	Bob Forrest Sports Complex	34
q.	Sign Shop	00	r.	Port Jefferson	02
s.	Landfill	00	t.	Solid Waste	15
u.	Fire Department	25	v.	Police Department	27

7.	Traffic	23
8.	Streets	18
9.	School Crossing Lights	06
10.	Transportation	04
11.	Cascades	13
12.	Sunnyview Catch Basin	00
13.	Underground Line Locates	90

Prepared by _____ Digitally signed by Pat Cass
DN: cn=Pat Cass, o=City of Carlsbad, ou=Public Works, email=pjcass@cityofcarlsbadnm.com, c=US
Date: 2020.05.15 10:43:45 -06'00'

Patrick Cass , Director of Public Works

MONTHLY WORK REPORT

DEPARTMENT: **GARAGE**	MONTH: **MARCH 2020**
NO.OF EMPLOYEES: 15	NO. OF DAYS IN MONTH: 31
HOLIDAYS THIS MONTH: 0	NO. OF WORK DAYS THIS MONTH: 22

Summary of Work Performed

Garage Department Master Mechanics and Mechanics

Performed necessary repairs and adjustments to keep the Public Works equipment operable as Indicated in the vehicle and equipment repair summary. Perform preventive maintenance checks on various vehicles and equipment to prevent costly repairs in the future. Made service calls for all departments as required.

Lubrication

Check fluid levels on refuse collection trucks daily. Deliver fuel to various locations and projects. Washed and steam cleaned cars and trucks. Perform preventive maintenance on units (changed oil and filters, lubricated, serviced batteries, and cleaned batter cables) according to maintenance schedule. Check all vehicles anti-freeze levels. Steam cleaned parts for mechanics

Tire Repair Shop

Removed, repaired, and reinstalled tires for Public Works, equipment and fleet vehicles to keep them in service. Filled out requisitions and got purchase orders for tire repairs and tire purchases for all departments. Deliver tires to different locations. Made service calls for tire repairs or to air tires as required. Kept spare tire room supplied and tire inventory current.

Welding Shop

Performed various repairs for the following departments:

Solid Waste

Unit 11592 Repair side mast cracks and cut bearing shaft
Fabricate and install new gate bar and latch
Unit 16159 Weld and repair square tubing tarp; Repair storage box hinge
Unit 15397 Trim cylinder mount
Unit 1794 Repair cracks on mast; Cut out floor and fabricate new plate and weld
Cut trash can plates for Convenience chain link repair
Unit 10823 Repair Cam follower rails; Weld tipper on mast; Weld cracks in tube
Unit 15396 Weld cracks on side lift structure
Unit 10783 Weld cracks on lower tube on side mast; Fabricate top door rail
Weld new tipper to lower structure

Garage Department

Safety Meeting
Safety Training
Clean Shop

Clean Plasma Cam
Cut scrap metal barrels
Repair steps for Lube shop
Repair cylinder rack

Water Department
Repair tool box and shovel loops

Street
Unit 10923 Repair scrubber bracket
Cut and remove scrap pipe

Parks
Cut 2 30' Cables
Weld numbers on Walk Bridge sections
Cut gussets and fabricate bracket for River Fountain; Install new bracket
Fabricate storage box
Prepare AR500 splices for Shooting Range
Fabricate storage box
Repair aluminum float dock handrail
Fabricate and weld lock box for Tennis Courts

Construction
Unit 9404 Shop coat side panels
Fabricate hat rack

Electric
Fabricate and install Solar Panel frames
Cut out cover for electric box at Sports Complex and fabricate lid

PFA
Cut locks on generators

Collections
Cut metal at Cattle Guard
Cut templates for manhole covers

Cemetery
Fabricate fence panels

Airport
Cut rebar for parking

City Hall
Weld cement anchors on Caveman/Cavegirl
Weld Flume c-channel and cut gussets and fabricate plate; Fabricate cart
Weld mount plates to casters

Digitally signed by Steven Rodriguez
DN: cn=Steven Rodriguez, o=City of Carlsbad, ou=Garage, email=snrodriguez@cityofcarlsbadnm.com, c=US
Date: 2020.05.05 13:17:10 -06'00'

Prepared by: _____

Steve Rodriguez, Garage Superintendent

PARKS DEPARTMENT
Monthly Work Report
March 2020

Number of Employees 13	No. of days in the Month 31
Holidays 0	No. of days worked in this month 22

Week of March 2nd through March 6th

Seven employees mowed and trimmed the following Parks/Areas: Riverside Country Club Park, West Carlsbad Recreation Area, Smith Park, 8th Street Park, Troy Young Park, Davis Park, Cass Park, McCleanthan Park, Ray Anaya Plaza De San Jose (RADSJ), Nick Salcido Park, Cruz Fernandez Park, Lower Tansill Area, Hall Addition Park, and Lake Carlsbad Recreation Area. Four employees replaced the trash can liners at the beach area, Riverview Park, Lower Tansill Area, and the RAPDSJ. Three employees did irrigation system upgrades at the Lake Carlsbad Recreation Area by the Friendship Park and inspected, repaired restrooms throughout the parks. Two employees sandblasted the pontoon walk-bridge. Five employees repaired portable backstops at the Public Works Yard.

Week of March 9th through March 13th

Seven employees mowed and trimmed the following Parks/Areas: Lake Carlsbad Recreation Area, North James Street Park, Carlsbad Veterans Memorial Park, Carlsbad Municipal Shooting Range, and Dr. Martin Luther King Jr. Park. Four employees replaced the trash can liners at the beach area, Riverview Park, Lower Tansill and the RAPDSJ. Three employees did irrigation system upgrades at the Lake Carlsbad Recreation Area by the Friendship Park, Playground on the Pecos and plumbing repairs at the Troy Young restrooms. Nine employees attended safety class at the Pecos Ricer Village Conference Center. Four employees sandblasted and painted the pontoon walk-bridge. Three employees removed debris and power washed the Pecos River Village Conference Center Pond

Week of March 16th through March 20th

Six employees mowed and trimmed the following Parks/Areas: Playground on the Pecos, The Old Campgrounds, Millennium Park, and Lake Carlsbad Recreation Area. Four employees replaced the trash can liners at the beach area, Riverview Park, Lower Tansill Area and the RAPDSJ. Three employees did irrigation system upgrades at the Lake Carlsbad Recreation Area south of the Friendship Park and north of the beach parking lot. Two employees aerated the Lake Carlsbad Recreation Area and spread grass seed. Four employees painted the Pontoon Walk-bridge.

Week of March 30th through March 31st

Five employees mowed and trimmed the following Parks/Areas: Park Drive, Arcadia Park, Cruz Fernandez Park, Davis Park, Troy Young Park, Hall Addition Park and Cass Park. Four employees replaced the trash can liners at the beach area, Riverview Park, Lower Tansill Area, and the RAPDSJ. Three employees did irrigation system upgrades at the Lake Carlsbad Recreation Area south of the Friendship Park. Two employees aerated the Lake Carlsbad Recreation Area.

Prepared by: ___ Digitally signed by Luis Renteria
DN: cn=Luis Renteria, o=City of Carlsbad, ou=Parks, email=lcrenteria@cityofcarlsbadnm.com, c=US
Date: 2020.04.03 14:19:32 -06'00'

Luis Renteria, Parks Superintendent

Street
Monthly Work Report
March 2020

Number of Employees 17	No. of days in the Month 31
Holidays **0**	**No. of days worked in this month** **22**

The Street Department mows, patches, sweep streets, repair/clean alleys and other various jobs as needed.

Week of March 2 through March 6th

The crew saw cut and patched pot holes around the city. They cleaned drains and did litter control around the city. They hauled trash to the landfill from the Lower Tansill Dam. They ran traffic studies on 11th and Solana St. They hauled millings to the Shooting Range.

Week of March 9th through March 13th

The crew saw cut and patched pot holes at Old Cavern Hwy. and Quay, they also cleaned drains and did litter control around the city. They hauled millings to the Shooting Range from the Lower Tansill Dam. They set the traffic counter at Countryside and Troy Dr.

Week of March 16th through March 20th

The crew saw cut and patched pot holes around the City. They hauled trash to the landfill from the Lower Tansill Dam. They worked on Caviness St and set up the traffic counter on Monterrey and Violet St.

Week of March 23rd through March 31st

The crew saw cut and patched pot holes on Standpipe Rd. and Curry Rd. They hauled trash to the landfill from Lower Tansill Dam. They set up the traffic counter on Jesse James and Elgin Rd. They did maintenance at the Shooting Range.

March 2020 Signs and Markings Division of the Street Department

Type of Sign	Repaired	Stripped	Replaced	Installed	Constructed
Stop Sig	12		06		
Warning Signs	11		04	02	09
Guide Signs	06			03	03
Street Marker Signs	14		08		04
Regulatory Signs	16		19	05	19

Other work performed by Signs and Markings Division of the Street Department

- Repaired bump stops at the Nick Salcido Park
- Painted yellow at the four corners of Mesa and Bonbright
- Painted yellow hash and curb at Bob Forrest Youth Sports Complex

Prepared by: Justin Ramos Digitally signed by Justin Ramos DN: cn=Justin Ramos, o=City of Carlsbad, ou=Street/Com Service, email=jrramos@cityofcarlsbadnm.com, c=US Date: 2020.05.14 12:56:09 -06'00'

Jay Granger, Street Superintendent

CEMETERY MONTHLY REPORT
March, 2020

	Carlsbad Cemetery	Santa Catarina	Sunset Gardens	Total
Number of Interments:	6	0	0	6
Cremations (Columbarium, included)	1(0)	0	0(0)	1(0)
Babyland	0	0	0	0
Indigent	0	0	0	0
Saturday	0	0	0	0
Double Depth	0	0	0	0
SUNDAY/Holiday	0	0	0	0
Disinterment:	0	0	0	0
Sale of Lots: (Columbaria, included)	4(0)	0	0	4(0)
On Payment Plan:	0	0	0	0
Pre-Need: (Columbaria, included)	3(0)	0	0	3(0)
Meetings:	0	0	0	0
Monument Permits:	0 (0)	0	0	0
Complaint/Incident Reports:	0	0	0	0
Vandalism				
Damaged Stone				
Sunken Grave				
Sunken Marker				
Theft				
Flowers				
Maintenance				
Other				
Correspondence:				

CITY OF CARLSBAD

FY 2019-2020

DEPARTMENT OF UTILITIES

APRIL 2020

Ron Myers, Director of Utilities

ENVIRONMENTAL SERVICES REPORT
APRIL 2020

Environmental Services:	***Current Month***	***Previous Month***	***Calendar Year to Date***
State and Federal Environmental Violations by City	1	0	1
Environmental Assessments (CDBG, P&Z, Drilling)	0	0	0
Environmental Compliance Inspections	0	0	0
Criminal Complaints Filed	0	0	0
Environmental Projects or Programs	0	0	0
Grease Interceptors Inspections	0	0	0

Laboratory: ***Municipal Water Sampling/Analysis:***	***Current Month***	***Previous Month***	***Calendar Year to Date***
Wellfield Chemical Characteristic Analysis	40	37	145
Partial Wellfield Chemical Characteristics	30	27	106
Monitoring Wells Chemical Analysis	12	7	33
Total Coliform Analysis	40	40	160
Fecal Coliform Analysis	0	0	2
Chlorine Residual Tests (DE)	22	22	87
Special Chemicals (BTEX, Ammonia, Nitrite)	0	0	0

Municipal Wastewater Sampling/Analysis (Reads):	***Current Month***	***Previous Month***	***Calendar Year to Date***
Chemical Oxygen Demand Tests	0	0	0
Biochemical Oxygen Demand	15	12	54
Total Suspended Solids Tests	15	12	54
Volatile Alkalinity Tests	2	2	9
E-Coli on Effluent	15	12	54
Metals/TCLP/PCB/M2 Sampling on Sludge	0	0	0
Fecal Coliform Analysis on Sludge (Compost)	0	0	0
Effluent Chemical Characteristic Analysis	1	1	4

DMR Bench Sheet:	***Current Month***	***Previous Month***	***Calendar Year to Date***
Influent BOD Avg. (Lbs.)	5,135	5,968	22,482
Effluent BOD Avg. (Lbs.)	32.18	87.94	299.56
BOD Removal (%)	99.37	98.53	394.75
Influent TSS Avg. (Lbs.)	3,960	4,432	18,140
Effluent TSS Avg. (Lbs.)	49.43	117.70	426.24
TSS Removal (%)	98.75	97.34	390.94

ENVIRONMENTAL SERVICES REPORT
APRIL 2020

Private Well Analysis:	*Current Month*	*Previous Month*	*Calendar Year to Date*
Total Coliform Analysis	59	66	225
Total Coliform Analysis (Construction)	5	12	19
Number of Positives for Confirmation	2	2	5
Chemical Characteristics Analysis	0	0	0
Environment Department Mediated Tests	0	0	0
Lake Carlsbad E-Coli Analysis Performed	0	0	0
Lake Carlsbad Beach Closures Due to Bacterial Count	0	0	0

Golf Course (Reclaimed) Water Analysis (NMED Groundwater Discharge Permit):	*Current Month*	*Previous Month*	*Calendar Year to Date*
Nitrate	5	4	18
Total Kjeldahl Nitrogen	0	0	0
Total Dissolved Solids	1	1	4
E-Coli Analysis	15	15	57
Chemical Characteristics	0	0	0
Other NMED-Required Testing (Chlorides, etc.)	1	1	4

Remarks:

Digitally signed by Richard Aguilar
DN: cn=Richard Aguilar, o=City of Carlsbad, ou=ENV SRVS/Lab, emailrichaguilar@cityofcarlsbadnm.com, c=US
Date: 2020.05.11 13:55:01 -06'00'

Richard Aguilar,
Environmental Srvs. Superintendent

Solid Waste Department Summary
April 2020

	This Month	Previous Month	Last Year	Calendar Year to Date
Garbage Collection (ARC)				
Number of ARC Trucks in Operation	17 of 18	17 of 18	11	
Tons Collected and Delivered to Landfill	2,006.15	2391.52	2,124.26	8,396.80
Number of Trips to Landfill	309	331	293	1278
Residential and Commercial Services				
Number of Residential Services	10,043	10039	9,609	
Number of Commercial Services	978	981	983	
Number of New Residential Services	50	50	7	178
Number of New Commercial Services	3	4	3	7
Container Maintenance				
Number of 3 CuYard Containers Repaired	49	44	29	234
Number of 3 CuYard Containers Replaced	16	21	6	104
Number of 1.5 CuYard Containers Repaired	0	1	0	3
Number of 1.5 CuYard Containers Replaced	2	0	4	3
Number of 96 gallon Containers Repaired	97	89	3	343
Number of 96 gallon Containers Replaced	90	48	35	300
Number of 96 gallon Lids Replaced	40	40	0	161
Number of 96 gallon Wheels Replaced	57	49	4	182
Number of 1.5 CuYard Lids Repaired	0	1	3	3
Number of 3 CuYard Lids Repaired	16	44	8	62
Number of New 96 Gallon Roll-outs	50	31		
Trash/Yard Waste Residential Collection (Grappler)				
Number of Trucks in Operation	5 of 5	4 of 5	4	
Tons of Trash Delivered to Landfill	288.75	283.33	272.96	942.11
Number of Trips to Landfill	100	94	91	338
Green Waste Collected and Delivered to WWTP (TONS)	0	0	0.00	0
Number of trips to WWTP	0	0	9	0

Solid Waste Department Summary

April 2020

Sandpoint Landfill Operation

	This Month	Previous Month	Last Year	Calendar Year to Date
Waste Received from Carlsbad (Tons)	5,567.26	5,289.08	4,711.73	19,911.21
Waste Received from Artesia (Tons)	2,229.62	2,283.88	2,257.37	8,249.33
Waste Received from Eddy County (Tons)	2,421.03	2,478.62	193.74	10,521.52
Waste Received from Others (Tons)	160.19	154.50	19.19	566.65
Tipping Fees received at Gate	$15,086.72	18,134.38	$7,659.98	$62,634.94
Tipping fees Billed	$99,799.93	88,445.96	$46,407.24	$401,795.00
Solid Waste Facility Permit Violations	0	0.00	0	0

Convenience Station

Tons of Trash Collected and Delivered to Landfill	652.71	610.66	247.14	2,067.01
CuYards of Glass	0	0.00	0.00	0.00
Tons of Metal	0	0.00	0.00	49.82
Green Waste Collected and Delivered to WWTP (TONS)	0	0.00	18.00	0.00
Number of trips to WWTP	0	0.00	9	0

Roll Off Rentals

Fees Billed	$25,892.64	25,932.90	$6,908.53	$93,247.50
Tons of Refuse Collected and Delivered to Landfill	193.83	224.00	127.03	758.75
No. of 40 CuYard Containers Rented	0	0.00	0	0
No. of 30 CuYard Containers Rented	42	41.00	20	160
No. of 25 CuYard Containers Rented	1	0.00	0	1
No. of 15 CuYard Containers Rented	0	0.00	3	0

REMARKS:

Albert Moisa, Solid Waste Superintendent

5-11-20

Date

Carlsbad Municipal Water System Report

Apr-20

Acre Ft.

Production Figures:	This Month	Previous Month	Year to Date
Pumped from Sheep's Draw (Ac. Ft.)	896.76	508.41	2,232.75
Water Imported from Double Eagle (Ac. Ft.)	16.04	11.62	57.71
Water Sold to Residential Customers (Ac. Ft.)	467.78	200.85	1,136.32
Water delivered to Livestock (Ac. Ft.)	2.280	0.083	2.53
Water Sold to Commercial/Semi-Comm. Customers (Ac. Ft.)	139.44	95.45	444.34
Water Sold to Industrial Customers (Ac. Ft.)	0.17	0.16	0.96
Safe Drinking Water Act Violations	0	0	0.00

Wells:

Number in Operation (Sheep's Draw) **	8/9	8/9	7/9
KWH Consumed	1,014,400	617,600	2,537,600
Capitan Aquifer Level (Ft. from Surface @ #6)	391.10	391.60	391

Meters:

Total in Service	12,827	12,859	12,827

Fire Hydrants:

In Service **	863	873	863
Out of Service	12	2	12
Repaired	2	3	2

Remarks:

Well #9 is down .

Digitally signed by Wesley Nichols
DN: cn=Wesley Nichols, o=City of Carlsbad, ou=Public Works, email=wenichols@cityofcarlsbadnm.com, c=US
Date: 2020.05.11 13:13:25 -06'00'

Wes Nichols, Deputy Director

CARLSBAD WATER SYSTEM WELL OPERATION
Apr-20

WELL	POWER CONSUMPTION X 400			WATER PRODUCTION X 1000				ENGINE HOUR CLOCK			WATER LEVELS			
	CURRENT MONTH	LAST MONTH	KWH CONSUMED	CURRENT MONTH	LAST MONTH	GALLONS PUMPED	ACRE FEET	CURRENT MONTH	LAST MONTH	HOURS RUN	GPM	STATIC	PUMPING	DRAW DOWN
1	4934	4817	46,800	505886	489065	16,821,000	52	19342	19141	201	1650			
2	1732	1611	48,400	685031	667345	17,686,000	54	11077	10815	262	1150			
3	4015	3984	12,400	219441	215291	4,150,000	13	35340	35292	48	1550			
4	**14416**	**13939**	190,800	**325991**	**248307**	77,684,000	238	**3817684**	**3745790**	71894	**1800**			
5	**9927**	**9631**	118,400	**4495060**	**4449617**	45,443,000	139	**4547721**	**4498583**	49138	**1550**			
6	15909	14910	399,600	227994	164754	63,240,000	194				1325	391.1		
7	32629	32453	70,400	4213846	4184613	29,233,000	90	110610	102880	7730	1600			
8	26560	26241	127,600	1213608	1165345	48,263,000	148	19675	19675	0	1500			
9														
10												401.40		

TOTAL KWH CONSUMED	1,014,400	TOTAL PUMPED	302,520,000	928.40	TOTAL HOURS RUN	129,273	**OIL**	**TOTAL CHLORINE USED**
							52.50 Gallons	1134 Lbs.

Reservoir No. 4 Meter		**Total Gallons Pumped Comparison**			**Total Rainfall**	**Notes**
Inlet This Month X 1000	9,391,928	THIS MONTH	302,520,000	928.40	**0 Inches**	**Wells #4 and #5 on State Trust Land**
		LAST YEAR, SAME MONTH	252,817,000	775.87		
Inlet Last Month X 1000	9,100,301	DIFFERENCE	49,703,000	152.53		
Total Inlet (x 1000)	291,627,000					

MUNICIPAL WATER SYSTEM
WATER RIGHTS PUMPED (C-76)
ACRE FEET

(9867 Acre Ft. Available Per Year)

YEAR	JAN	FEB	MAR	APR	MAY	JUN	JUL	AUG	SEP	OCT	NOV	DEC	TOTAL
1998	426.17	385.79	554.45	826.67	1094.81	1420.73	1272.89	948.07	922.2	572.16	293.30	244.59	*8961.83*
1999	259.97	275.11	485.12	694.64	798.54	839.8	903.86	1,102.11	751.4	534.43	395.59	253.70	*7294.27*
2000	303.85	377.05	592.71	710.82	1,063.12	1,168.66	1,072.41	1,134.64	886.9	487.13	260.33	278.46	*8336.08*
2001	379.10	340.60	389.50	714.8	1,129.68	1,083.53	1,341.71	1,074.96	612.54	662.35	356.80	276.27	*8361.84*
2002	297.16	268.70	440.91	704.96	958.06	1,066.88	1,341.56	1,074.79	774.52	485.05	280.99	155.99	*7849.57*
2003	270.84	203.99	505.94	1,064.03	1,206.94	1,122.78	1,343.98	1,076.39	775.41	685.53	305.27	409.57	*8970.67*
2004	385.42	439.36	489.06	680.19	948.71	1,063.84	1,068.05	798.52	772.40	451.14	364.15	414.64	*7875.48*
2005	332.30	318.24	425.71	655.91	878.61	1,123.12	1,338.81	773.36	830.12	609.54	478.07	445.90	*8209.69*
2006	395.24	416.50	606.61	799.07	1,145.49	1,165.26	1,141.96	699.68	536.40	574.84	453.79	372.30	*8307.14*
2007	386.96	350.66	480.44	665.57	629.51	1,062.65	841.31	964.52	740.42	672.37	485.02	446.90	*7726.33*
2008	452.24	668.55	705.92	934.92	1,060.06	1,454.74	1,040.96	900.29	768.43	684.45	505.09	456.16	*9631.81*
2009	458.70	519.36	694.55	871.85	1,095.02	1,202.19	951.06	980.82	809.14	666.16	529.67	420.61	*9199.13*
2010	422.56	352.26	539.69	327.39	1,150.19	1,219.15	848.31	1,057.28	738.68	677.68	503.09	461.84	*8298.12*
2011	474.73	536.44	800.88	973.90	1,238.89	1,355.98	1,423.54	1,226.62	886.11	776.71	540.43	454.95	*10689.18*
2012	466.85	431.44	701.69	810.10	828.11	1,185.27	901.47	1,013.28	806.85	652.17	480.34	461.15	*8738.72*
2013	423.91	412.36	633.53	822.91	947.12	1,047.09	800.86	925.05	727.29	611.46	451.84	377.93	*8,181.35*
2014	388.31	383.82	557.69	701.51	872.84	1,031.98	1,122.07	893.82	552.90	541.69	414.16	391.00	*7,851.79*
2015	428.54	369.38	490.96	711.13	732.60	903.17	919.01	994.43	789.98	522.56	432.59	418.96	*7,713.31*
2016	408.24	364.58	449.03	573.56	672.93	921.77	1,157.49	791.59	541.42	587.72	443.39	442.94	*7,354.66*
2017	394.41	415.24	615.73	768.14	921.14	883.20	1,007.00	726.66	715.10	536.59	482.95	484.39	*7,950.55*
2018	484.78	402.92	640.20	750.65	991.56	1,023.15	954.69	853.04	684.90	530.89	386.73	404.76	*8,108.27*
2019	392.03	408.30	501.88	712.74	920.31	919.36	931.82	860.57	880.60	570.04	425.02	400.18	*7,922.85*
2020	424.96	402.62	508.41	896.76									

Sheep Draw Water Pumped - Acre Feet 9867 Acre Feet Available Per Year

	January	February	March	April	May	June	July	August	September	October	November	December	Total	Difference 9867
1999	259.97	275.11	485.12	694.64	798.54	839.80	903.86	1,102.11	751.40	534.43	395.59	253.70	7,294.27	2,572.73
Total		535.08	1,020.20	1,714.84	2,513.38	3,353.18	4,257.04	5,359.15	6,110.55	6,644.98	7,040.57	7,294.27		
2000	303.85	377.05	592.71	710.82	1,063.12	1,168.66	1,072.41	1,134.64	886.90	487.13	260.33	278.46	8,336.08	1,530.92
Total		680.90	1,273.61	1,984.43	3,047.55	4,216.21	5,288.62	6,423.26	7,310.16	7,797.29	8,057.62	8,336.08		
2001	379.10	340.60	389.50	714.80	1,129.68	1,083.53	1,341.71	1,074.96	612.54	662.35	356.80	276.27	8,361.84	1,505.16
Total		719.70	1,109.20	1,824.00	2,953.68	4,037.21	5,378.92	6,453.88	7,066.42	7,728.77	8,085.57	8,361.84		
2002	297.16	268.70	440.91	704.96	958.06	1,066.88	1,341.56	1,074.79	774.52	485.05	280.99	155.99	7,849.57	2,017.43
Total		565.86	1,006.77	1,711.73	2,669.79	3,736.67	5,078.23	6,153.02	6,927.54	7,412.59	7,693.58	7,849.57		
2003	270.84	203.99	505.94	1,064.03	1,206.94	1,122.78	1,343.98	1,076.39	775.41	685.53	305.27	409.57	8,970.67	896.33
Total		474.83	980.77	2,044.80	3,251.74	4,374.52	5,718.50	6,794.89	7,570.30	8,255.83	8,561.10	8,970.67		
2004	385.42	439.36	489.06	680.19	948.71	1,063.84	1,068.05	798.52	772.40	451.14	364.15	414.64	7,875.48	1,991.52
Total		824.78	1,313.84	1,994.03	2,942.74	4,006.58	5,074.63	5,873.15	6,645.55	7,096.69	7,460.84	7,875.48		
2005	332.30	318.24	425.71	655.91	878.61	1,123.12	1,338.81	773.36	830.12	609.54	478.07	445.90	8,209.69	1,657.31
Total		650.54	1,076.25	1,732.16	2,610.77	3,733.89	5,072.70	5,846.06	6,676.18	7,285.72	7,763.79	8,209.69		
2006	395.24	416.50	606.61	799.07	1,145.49	1,165.26	1,141.96	699.68	536.40	574.84	453.79	372.30	8,307.14	1,559.86
Total		811.74	1,418.35	2,217.42	3,362.91	4,528.17	5,670.13	6,369.81	6,906.21	7,481.05	7,934.84	8,307.14		
2007	386.96	350.66	480.44	665.57	629.51	1,062.65	841.31	964.52	740.42	672.37	485.02	446.90	7,726.33	2,140.67
Total		737.62	1,218.06	1,883.63	2,513.14	3,575.79	4,417.10	5,381.62	6,122.04	6,794.41	7,279.43	7,726.33		
2008	452.24	668.55	705.91	934.92	1,060.06	1,454.74	1,040.96	900.29	768.43	684.45	505.09	456.16	9,631.80	235.20
Total		1,120.79	1,826.70	2,761.62	3,821.68	5,276.42	6,317.38	7,217.67	7,986.10	8,670.55	9,175.64	9,631.80		
2009	458.70	519.36	694.55	871.85	1,095.02	1,202.19	951.06	980.82	809.14	666.16	529.67	420.61	9,199.13	667.87
Total		978.06	1,672.61	2,544.46	3,639.48	4,841.67	5,792.73	6,773.55	7,582.69	8,248.85	8,778.52	9,199.13		

Sheep Draw Water Pumped - Acre Feet 9867 Acre Feet Available Per Year

	January	February	March	April	May	June	July	August	September	October	November	December	Total	Difference
														9,867.00
2010	422.56	352.26	539.69	327.39	1,150.19	1,219.15	848.31	1,057.28	738.68	677.68	503.09	461.84	8,298.12	1,568.88
Total		774.82	1,314.51	1,641.90	2,792.09	4,011.24	4,859.55	5,916.83	6,655.51	7,333.19	7,836.28	8,298.12		
2011	474.73	536.44	800.88	973.90	1,238.89	1,355.98	1,423.54	1,226.62	886.11	776.71	540.43	454.95	10,689.18	-822.18
Total		1,011.17	1,812.05	2,785.95	4,024.84	5,380.82	6,804.36	8,030.98	8,917.09	9,693.80	10,234.23	10,689.18		
2012	466.85	431.44	701.69	810.10	828.11	1,185.27	901.47	1,013.28	806.85	652.17	480.34	461.15	8,738.72	1,128.28
Total		898.29	1,599.98	2,410.08	3,238.19	4,423.46	5,324.93	6,338.21	7,145.06	7,797.23	8,277.57	8,738.72		
2013	423.91	412.36	633.53	822.91	947.12	1,047.09	800.86	925.05	727.29	611.46	451.84	377.93	8,181.35	1,685.65
Total		836.27	1,469.80	2,292.71	3,239.83	4,286.92	5,087.78	6,012.83	6,740.12	7,351.58	7,803.42	8,181.35		
2014	388.31	383.82	557.69	701.51	872.84	1,031.98	1,122.07	893.82	552.90	541.69	414.16	391.00	7,851.79	2,015.21
Total		772.13	1,329.82	2,031.33	2,904.17	3,936.15	5,058.22	5,952.04	6,504.94	7,046.63	7,460.79	7,851.79		
2015	482.54	369.38	490.96	711.13	732.60	903.17	919.01	994.43	789.98	522.56	432.59	418.96	7,767.31	2,099.69
Total		851.92	1,342.88	2,054.01	2,786.61	3,689.78	4,608.79	5,603.22	6,393.20	6,915.76	7,348.35	7,767.31		
2016	408.24	364.58	449.03	573.56	672.93	921.77	1,157.49	791.59	541.42	587.72	443.39	442.94	7,354.66	2,512.34
Total		772.82	1,221.85	1,795.41	2,468.34	3,390.11	4,547.60	5,339.19	5,880.61	6,468.33	6,911.72	7,354.66		
2017	394.41	415.24	615.73	768.14	921.14	883.20	1,007.00	726.66	715.10	536.59	482.95	484.39	7,950.55	1,916.45
Total		809.65	1,425.38	2,193.52	3,114.66	3,997.86	5,004.86	5,731.52	6,446.62	6,983.21	7,466.16	7,950.55		
2018	484.78	402.92	640.20	750.65	991.56	1,023.15	954.69	853.04	684.90	530.89	386.73	404.76	8,108.27	1,758.73
Total		887.70	1,527.90	2,278.55	3,270.11	4,293.26	5,247.95	6,100.99	6,785.89	7,316.78	7,703.51	8,108.27		
2019	392.03	408.30	501.88	712.74	920.31	919.37	931.82	860.57	880.60	570.04	425.02	400.18	7,922.86	1,944.14
Total		800.33	1,302.21	2,014.95	2,935.26	3,854.63	4,786.45	5,647.02	6,527.62	7,097.66	7,522.68	7,922.86		
2020	424.96	402.62	508.41	896.76	0.00	0.00	0.00	0.00	0.00	0.00	0.00	0.00	2,232.75	7,634.25
Total		827.58	1,335.99	2,232.75	2,232.75	2,232.75	2,232.75	2,232.75	2,232.75	2,232.75	2,232.75	2,232.75		

MUNICIPAL WATER SYSTEM
WATER SOLD
ACRE FEET

YEAR	JAN	FEB	MAR	APR	MAY	JUN	JUL	AUG	SEP	OCT	NOV	DEC	TOTAL
2001	359.22	321.33	350.51	521.39	826.57	1078.63	3129.89	1129.37	1153.48	696.13	620.56	508.76	10695.82
2002	361.07	373.67	374.24	527.03	956.91	1164.77	996.81	977.93	1153.18	607.92	431.21	301.17	8225.93
2003	391.07	304.91	404.05	598.44	999.69	1030.55	1061.59	1169.02	1046.52	731.67	559.33	342.90	8639.75
2004	418.82	310.23	337.47	479.72	685.58	983.31	984.35	814.65	763.90	475.02	413.97	302.17	6969.19
2005	368.27	275.02	299.95	503.81	693.61	840.97	1296.63	886.95	754.89	658.48	468.42	377.74	7424.74
2006	414.11	677.07	450.26	678.99	725.58	1280.61	1083.09	705.47	564.79	572.49	430.08	334.08	7916.62
2007	354.13	318.22	380.07	437.50	653.63	756.31	899.69	774.47	896.99	541.76	530.36	344.60	6887.72
2008	326.32	375.13	413.71	627.22	842.55	1025.43	943.54	855.66	605.32	559.79	494.03	0.00	7068.68
2009	439.03	352.25	614.56	2321.13	1268.55	1211.80	1099.85	927.66	1030.30	765.46	976.92	564.86	11572.39
2010	567.77	471.98	547.89	757.41	1272.59	1066.67	1081.09	913.03	1105.63	1031.30	950.35	786.38	10552.09
2011	444.27	760.40	774.56	1233.94	1338.54	1352.52	1717.55	1405.40	1347.32	924.66	874.25	677.51	12850.91
2012	565.38	642.97	581.75	926.04	848.01	1000.31	1440.24	1151.94	1237.78	866.01	865.02	670.56	10796.01
2013	616.99	671.05	645.27	975.32	1,049.04	1,249.35	944.16	951.65	1,058.15	785.76	592.98	469.93	10009.65
2014	475.55	470.88	507.96	653.04	920.21	1,041.43	1,157.15	978.54	953.20	558.14	550.55	417.07	8683.72
2015	554.03	282.77	520.21	624.18	758.14	800.23	985.58	863.21	1,068.91	639.91	478.42	448.68	8024.27
2016	456.11	302.09	482.13	615.67	708.66	828.42	1,071.60	820.33	623.25	460.13	368.12	305.64	7042.15
2017	389.78	306.60	440.10	639.30	654.47	838.50	1,049.46	698.97	675.47	504.34	369.98	684.50	7251.47
2018	422.34	332.74	345.80	670.09	971.05	975.33	966.38	858.30	871.28	451.67	438.60	355.77	7659.35
2019	393.08	359.27	350.49	565.35	639.70	890.80	994.24	830.84	887.72	711.06	476.89	347.64	7447.08
2020	336.09	374.53	311.89	657.80									
													10

MUNICIPAL WATER SYSTEM
METERS IN SERVICE

YEAR	JAN	FEB	MAR	APR	MAY	JUN	JUL	AUG	SEP	OCT	NOV	DEC
2001	10,350	10,344	10,315	10,376	10,497	10,460	10,442	10,462	10,449	10,484	10,401	10,354
2002	10,385	10,398	10,360	10,396	10,485	10,486	10,492	10,479	10,512	10,468	10,448	10,534
2003	10,453	10,420	10,550	10,505	10,549	10,682	10,604	10,670	10,688	10,631	10,586	10,606
2004	10,608	10,541	10,617	10,624	10,627	10,678	10,700	10,730	10,671	10,672	10,684	10,597
2005	10,581	10,552	10,635	10,618	10,645	10,733	10,757	10,747	10,725	10,695	10,692	10,669
2006	10,676	10,669	10,663	10,704	10,687	10,759	10,720	10,746	10,739	10,711	10,670	10,645
2007	10,633	10,661	10,679	10,717	10,726	10,814	10,801	10,786	10,740	10,735	10,761	10,753
2008	10,804	10,784	10,809	10,826	10,836	10,880	10,861	10,875	10,820	10,758	10,713	
2009	10,747	10,881	11,126	11,179	11,156	11,232	11,160	11,184	11,158	11,169	11,182	11,107
2010	11,132	11,105	11,201	11,157	11,208	11,221	11,216	11,225	11,201	11,205	11,184	11,165
2011	11,271	11,292	11,256	11,270	11,281	11,349	11,331	11,333	11,327	11,300	11,267	11,224
2012	11,249	11,229	11,277	11,305	11,333	11,353	11,368	11,370	11,319	11,332	11,344	11,321
2013	11,290	11,361	11,415	11,405	11,412	11,450	11,488	11,527	11,507	11,478	11,482	11,442
2014	11,501	11,709	11,803	11,807	11,848	11,893	11,919	11,988	12,001	12,022	11,892	11,993
2015	11,865	11,871	11,916	12,014	11,957	12,153	12,062	12,087	12,020	11,968	11,825	11,978
2016	11,854	12,116	12,166	12,125	12,143	12,224	12,170	12,219	12,162	12,076	11,979	11,948
2017	12,053	12,014	12,173	12,213	12,173	12,223	12,205	12,376	12,213	12,300	12,204	12,288
2018	12,315	12,307	12,329	12,384	12,452	12,531	12,472	12,479	12,467	12,408	12,577	12,352
2019	12,440	12,386	12,556	12,508	12,653	12,656	12,698	12,827	12,644	12,804	12,708	12,653
2020	12,769	12,731	12,859	12,827								

AIRPORT WELLS
WATER RIGHTS PUMPED
ACRE FEET

(61.24 Acre Ft. Available Per Year)

YEAR	JAN	FEB	MAR	APR	MAY	JUN	JUL	AUG	SEP	OCT	NOV	DEC	TOTAL
2011	2.10	0.98	0.83	0.38	0.21	1.01	0.59	0.28	0.57	0.42	1.24	0.44	*9.05*
2012	0.59	0.62	1.08	0.83	1.83	3.64	2.31	3.67	2.27	2.01	1.67	1.87	*22.41*
2013	0.89	2.32	2.26	1.18	1.28	1.73	1.9	3.69	2.01	2.62	1.99	1.06	*22.93*
2014	1.86	0.73	1.04	1.55	0.66	0.20	3.17	0.96	0.37	1.89	0.80	0.61	*13.84*
2015	0.03	0.07	0.03	1.02	1.59	2.47	2.57	2.96	2.13	1.35	2.46	1.57	*18.25*
2016	1.14	2.21	3.25	3.48	2.43	1.45	0.064	0.031	0.002	0.016	0.00	0.058	*14.13*
2017	0.07	0	0.16	0.31	0	0.51	0.55	0.022	0.00	0	0.18	0.14	*1.94*
2018	0.00	0.07	0.06	0.082	0.303	0.00	0.002	0.002	0.002	0.002	0.001	0.002	*0.53*
2019	0.00	0.023	0.36	0.56	1.17	2.72	2.13	2.67	2.60	2.60	1.33	1.99	*18.15*
2020	0.48	1.04	0.49	1.47									

AIRPORT WELLS
WATER SOLD
ACRE FEET

YEAR	JAN	FEB	MAR	APR	MAY	JUN	JUL	AUG	SEP	OCT	NOV	DEC	TOTAL
2011	1.18	1.09	3.76	3.87	3.32	3.91	3.32	1.69	3.5	3.25	3.99	0.81	*33.69*
2012	2.36	2.65	3.77	3.84	1.27	3.02	2.66	4.22	2.62	2.3	2.65	1.28	*32.64*
2013	1.32	1.11	0.88	0.49	0.64	1.67	1.78	2.70	1.22	0.97	1.20	0.95	*14.93*
2014	1.15	0.05	1.51	0.82	0.07	0	0.44	0.27	0.01	0.02	0.01	0.01	*4.36*
2015	0.01	0	0	0	0	1.04	1.78	3.12	1.12	1.60	2.07	1.25	*11.99*
2016	1.4	2.14	2.86	3.35	2.18	1.22	0.04	0.03	0	0.02	0	0	*13.235*
2017	0	0	0.15	0	0	0.48	0.53	0.00	0	0.00	0.00	0	*1.16*
2018	0	0	0	0	0	0	0	0.00	0	0.00	0.00	0	*0*
2019	0	0	0.33	0.052	0	0.031	0.031	0.00	0.37	0.29	0.51	0.08	*1.694*
2020	0.04	6.27	0.38										

Note: Water Sold Report is always one month behind.

WATER CUTOFFS

YEAR	JAN	FEB	MAR	APR	MAY	JUN	JUL	AUG	SEP	OCT	NOV	DEC	TOTAL
2012		227	231	299	198	270	216	274	219	504	293	408	*3139*
2013	260	309	321	438	267	362	267	315	236	254	362	291	*3682*
2014	343	360	433	239	353	185	363	399	288	373	484	307	*4127*
2015	397	254	252	355	256	273	299	303	266	307		535	*3497*
2016	414	440	298	297	360	239	345	163	177	212	240	172	*3357*
2017	268	210	265	279	158	231	170	195	166	228	221	177	*2568*
2018	241	301	120	139	235	153	227	152	206	216	368	199	*2557*
2019	257	270	334	143	238	147	222	251	235	256	341	217	*2911*
2020	172	172	235	0									

SHOOTING RANGE WELL
WATER RIGHTS PUMPED
ACRE FEET

(3 Acre Ft. Available Per Year)

YEAR	JAN	FEB	MAR	APR	MAY	JUN	JUL	AUG	SEP	OCT	NOV	DEC	TOTAL
2011	0.04	0.04	0.09	0.22	0.43	0.78	0.67	0.72	0.43	0.35	0.07	0.03	*3.88*
2012	0.05	0.04	0.08	0.17	0.17	0.31	0.22	0.19	0.09	0.10	0.09	0.03	*1.54*
2013	0.05	0.03	0.12	0.16	0.18	0.28	0.21	0.32	0.16	0.20	0.08	0.05	*1.84*
2014	0.07	0.10	0.16	0.10	0.13	0.29	0.34	0.31	0.17	0.18	0.11	0.10	*2.06*
2015	0.08	0.07	0.12	0.12	0.11	0.12	0.12	0.26	0.21	0.12	0.08	0.09	*1.50*
2016	0.07	0.08	0.10	0.07	0.10	0.22	0.16	0.09	0.04	0.04	0.037	0.031	*1.04*
2017	0.009	0.01	0.03	0.02	0.04	0.10	0.04	0.055	0.046	0.05	0.03	0.034	*0.47*
2018	0.04	0.02	0.04	0.02	0.02	0.03	0.02	0.03	0.025	0.025	0.034	0.058	*0.37*
2019	0.061	0.05	0.06	0.05	0.03	0.03	0.01	0.02	0.02	0.02	0.086	0.080	*0.51*
2020	0.003	0.00	0	0									

SUNSET GARDEN WELL
WATER RIGHTS PUMPED
ACRE FEET

(28.2 Acre Ft. Available Per Year)

YEAR	JAN	FEB	MAR	APR	MAY	JUN	JUL	AUG	SEP	OCT	NOV	DEC	TOTAL
2012											10.75	0	*10.75*
2013	0.00	0.00	0.00	1.51	4.53	4.47	2.98	5.09	1.73	0.51	0.00	0.00	*20.82*
2014	0.00	0.00	0.00	0.00	0.00	0.00	6.81	2.58	0.53	0.00	0.00	0.00	*9.92*
2015	0.00	0.00	0.07	2.68	2.84	1.93	1.13	2.72	4.71	1.47	2.17	0.26	*19.98*
2016	0.13	1.89	3.37	4.30	4.49	4.11	4.66	0.82	0.00	0.00	0.00	0.00	*23.77*
2017	0.00	0.00	2.60	3.92	3.87	3.63	4.18	2.97	0.33	0.00	0.00	1.38	*22.88*
2018	0.00	0.07	0.00	1.48	3.53	3.74	1.57	3.46	2.79	1.00	0.00	0.00	*17.64*
2019	0.00	0.00	0.04	2.56	4.36	4.57	2.72	4.60	3.06	1.04	0.28	0.00	*23.23*
2020	0.13	0.55	1.06	2.53									

WOOD FARM WELLS
WATER RIGHTS PUMPED
ACRE FEET

(416 Acre Ft. Available Per Year)

YEAR	JAN	FEB	MAR	APR	MAY	JUN	JUL	AUG	SEP	OCT	NOV	DEC	TOTAL
2011	0.08	0.90	11.80	9.78	22.64	22.54	18.60	19.88	37.60	8.30	2.20	0.02	154.34
2012	0.00	4.81	9.11	11.16	11.79	18.76	10.00	11.69	15.24	1.89	0.05	0.64	95.13
2013	0.35	0.61	7.29	12.51	16.04	16.64	10.62	16.57	8.61	4.90	2.34	0.27	*96.75*
2014	1.36	1.79	6.64	10.62	16.04	22.07	21.01	13.50	3.31	4.42	0.12	0.25	*101.13*
2015	0.29	1.31	4.58	13.01	37.20	2.17	11.54	20.96	8.74	1.62	0.44	0.55	*102.41*
2016	0.27	2.67	14.42	13.03	22.09	30.57	33.17	15.94	8.18	15.31	1.38	1.44	*158.47*
2017	1.62	0.93	11.50	17.68	24.58	29.33	29.59	11.05	14.91	8.18	1.56	1.43	*152.36*
2018	5.02	3.40	12.61	15.47	26.22	28.31	27.69	24.12	34.65	5.79	11.50	1.96	*196.74*
2019	4.11	2.42	0.01	14.42	49.65	0.70	25.05	21.72	26.74	13.96	7.00	7.03	*172.81*
2020	1.14	3.17	12.31	28.72									

Water Department Summary
Double Eagle Water System
Apr-20
Acre Ft.

Production Figures:	This Month	Previous Month	Year to Date
Water:			
Pumped from Double Eagle (Ac. Ft.)	38.84	37.75	95.91
Water Exported to Carlsbad Municipal System (Ac. Ft.)	16.04	11.62	46.09
Water delivered to "Paying Livestock Water" Customers (Ac. F	0.30	0.21	1.01
Water delivered to "Free Livestock Water" Customers (Ac. Ft.)	1.22	0.84	2.42
Water sold to "Governmental Domestic Water" Customers (Ac. Ft.)	0.09	0.07	0.20
Water sold "Commercial Domestic Water" Customers (Ac. Ft.)	0.01	0.02	0.08
Water sold to "Industrial Water" customers (Ac. Ft.)	5.80	5.87	17.03
Water delivered to WIPP (Ac. Ft.)	1.14	0.79	3.33
Water Used by CSW - New Well Const.	0	0	0.00
Safe Drinking Water Act Violations	0	0	0.00

Wells:			
Wells in Operation	24	24	
KWH consumed*	45,079	41,095	135,180
Total No. of Wells	23	21	
Ogallala Aquifer Level at Hudson 1	124.49	124.61	
Tatum Aquifer Level	119.3	119.34	
Meters in Service	64	64	

Distribution Figures:

Transmission Lines:

Line Extension (feet)	0	0	0
Line Replacement (feet)	20	0	20
Leaks (Main Lines)	3	3	9
Leaks (Service Lines)	0	0	0
Number of Isolating Valves Operated	2	3	2
Number of Isolating Valves Serviced	0	0	0
Number of Pressure Reducing Valves Serviced	0	1	0
Number of Air Relief Valves Serviced	0	0	1
Line Location Services	92	144	396

Remarks:

Wells Down - C-3, AMB-1, AMB-3, CR-16 and CR-17
Corrected

Digitally signed by Wesley Nichols
DN: cn=Wesley Nichols, o=City of Carlsbad, ou=Public Works, email=wwnichols@cityofcarlsbadnm.com, c=US
Date: 2020.05.07 13:03:49 -06'00'

Wes Nichols, Deputy Director

5/7/2020

Double Eagle Well Operation
Apr-20

5/11/2020

Well	Status	Water Production				Power Consumption			Motor Hours			Well Information		
		Present Read	Previous Read	Water Pumped		Present Read	Previous Read	KWH	Current	Previous	Hours Run	Avg GPM	Static Water Elevation	Pumping Elevation
				Gallons	Acre Ft.									
AMBASSADOR # 1	Neptune/ Trident											off		
AMBASSADOR # 4	Well Inoperable													
AMBASSADOR # 3	Well Inoperable					7,699	7,509	190	3,649	3,649	0.00	off		
C-11	McCrometer	2,892	2,753	139	0.00	25,716	22,913	2,803						
C-10	McCrometer	3,533,331	3,198,167	335,164	1.03	36,048	34,975	1,073						
CAPROCK # 2	Well Inoperable													
CAPROCK # 3	Well Inoperable													
CAPROCK # 1	Mc Crometer	17,001,446	16,823,178	178,268	0.55	70,935	69,886	1,049	8,678.3	8,672.8	5.50	30		
CAPROCK # 4	McCrometer	25,378,966	25,197,644	181,322	0.56	85,942	85,054	888	10,963.7	10,891.8	71.90	45		
CAPROCK # 5	Well Inoperable													
CAPROCK # 6	Neptune/ Trident	16,470,050	15,522,108	947,942	2.91	324,213	320,393	3,820	13,586.3	13,375.5	210.80	105		
C-5	Well Inoperable													
C-4	Mc Crometer													
CAPROCK # 18	Sensus/ Omni	18,134,996	17,822,379	312,617	0.96	134,491	133,535	956	3,792.4	3,725.5	66.90	90		
C-7	McCrometer	2,110,502	1,690,767	419,735	1.29	25,400	23,085	2,315						
C-8	McCrometer	7,437,081	6,783,286	653,795	2.01	29,219	27,377	1,842						
CAPROCK # 10	Mc Crometer	81,642,160	80,550,960	1,091,200	3.35	296,158	292,264	3,894	14,608.8	14,438.7	170.10	90		
C-3	Mc Crometer													
CAPROCK # 20	Sensus/ Omni	1,690,913	944,211	746,702	2.29	1,997	294	294	16,736.5	16,650.6	85.90	150		
C-9	McCrometer	4,838	4,565	273	0.00	45,570	43,262	2,308						
CAPROCK # 17	Mc Crometer	5,093,563	5,093,563	0	0.00	125,902	125,902	0	1,866.6	1,866.6	0.00	80		
CAPROCK # 13	Mc Crometer	119,508,000	117,281,100	2,226,900	6.83	219,810	215,152	4,658	5,766.3	5,525.4	240.90	140		
CAPROCK # 19	Mc Crometer Mag	25,597,994	25,270,246	327,748	1.01	663	0	663	10,285.1	10,037.6	247.50	25		
CAPROCK # 16	Mc Crometer											off		
CAPROCK # 15A	Mc Crometer	13,564,212	13,112,808	451,404	1.39	186,482	185,401	1,081	12,479.1	12,429.9	49.20	130		
CAPROCK # 14	Mc Crometer	74,895,100	74,029,910	865,190	2.66	59,476	57,492	1,984	200.1	99.1	101.00	110		
HUDSON # 1	Mc Crometer Mag	85,665,954	84,731,288	934,666	2.87	132,607	130,981	1,626	3,888.2	3,788.6	99.60	130		
CAPROCK # 21	Mc Crometer	27,276,399	26,230,522	1,045,877	3.21	21,707	18,999	2,708	5,210.9	5,032.2	178.70	65		
C-1	Mc Crometer	33,436,952	33,128,426	308,526	0.95	32,126	31,296	830	11,164.0	11,124.0	40.00	110		
C-2	Mc Crometer	84,982,400	84,982,400	0	0.00	39,608	39,525	83	4,459.8	4,459.2	0.60	160		
Frontier # 1	Sensus/ Omni	22,835,675	22,214,504	621,171	1.91	176,571	175,005	1,566	17,697.9	17,552.0	145.90	50		
Frontier # 2	Mc Crometer	12,807,366	12,537,503	269,863	0.83	58,946	58,231	715	5,747.7	5,636.0	111.70	30		
FRONTIER # 3	Mc Crometer	697,361	226,917	470,444	1.44	244,638	243,544	1,094	5,226.3	5,173.4	52.90	140		
C-6	Mc Crometer	43,321,997	43,054,971	267,026	0.82	371,693	368,180	3,513	15,829.1	15,710.7	118.40	140		
Boosters						331,137	328,048	3,089	19,329.0	19,329.0	0.00			
2 MG RESERVOIR						19,501	19,464	37						
Totals				12,655,972	38.84			45,079			1997.50			

Meter Reads In Barrells
Ambassadors #1 & # 3 - Wells Inoperable
C-3, & Caprock #16 - Wells Inoperable
Meters Changed Out
Corrected Read

DOUBLE EAGLE WATER SYSTEM
WATER RIGHTS PUMPED
ACRE FEET

7648 Acre Ft. Available Per Year

YEAR	JAN	FEB	MAR	APR	MAY	JUN	JUL	AUG	SEP	OCT	NOV	DEC	TOTAL
2001	146.50	99.75	131.68	126.49	119.52	134.26	156.98	177.92	88.05	121.14	132.68	97.17	*1,532.14*
2002	110.71	96.18	114.93	131.16	117.33	107.38	108.68	108.99	171.67	130.89	132.41	115.11	*1,445.44*
2003	122.27	104.02	106.63	131.16	131.94	108.31	137.27	122.89	129.50	122.80	83.40	125.20	*1,425.39*
2004	94.10	99.14	108.96	88.59	85.29	104.91	80.47	96.62	108.99	99.07	84.00	132.98	*1,183.12*
2005	81.06	73.83	91.00	90.00	110.71	129.71	103.80	125.81	89.55	91.54	92.55	103.75	*1,183.31*
2006	99.66	92.01	109.29	75.35	137.85	132.18	86.22	98.53	96.51	96.88	103.45	82.69	*1,210.62*
2007	73.12	78.65	99.85	73.60	97.46	93.25	114.77	141.58	113.26	111.06	98.79	109.92	*1,205.31*
2008	108.28	117.41	93.89	110.54	91.87	107.59	103.60	134.80	114.37	126.79	119.45	139.80	*1,368.39*
2009	115.53	83.87	105.70	112.09	109.80	124.02	128.01	105.62	101.64	134.59	96.48	98.93	*1,316.28*
2010	98.23	113.03	134.55	139.75	121.56	152.79	139.33	180.08	160.27	158.58	167.75	151.88	*1,717.80*
2011	171.89	131.01	144.73	160.28	185.57	170.30	157.83	137.34	139.25	135.26	137.58	117.98	*1,789.02*
2012	112.77	108.16	110.15	110.62	111.76	186.92	141.80	163.02	72.61	134.45	161.72	175.64	*1,589.62*
2013	164.38	146.44	142.20	145.50	142.80	124.28	97.54	94.88	109.18	103.89	93.63	85.58	*1,450.30*
2014	85.93	86.42	87.69	97.98	125.16	108.77	144.13	120.58	98.47	114.24	102.38	107.72	*1,279.47*
2015	89.83	63.29	89.61	87.98	64.58	50.44	70.24	51.81	37.52	33.59	30.08	30.07	*699.04*
2016	30.64	38.22	36.18	26.75	28.85	34.75	32.22	33.35	23.61	26.72	29.06	31.03	*371.38*
2017	25.7	35.61	28.01	23.74	32.89	38.88	31.35	39.17	34.97	35.18	35.9	30.94	*392.34*
2018	40.13	23.75	34.02	35.14	39.33	42.3	31.46	43.72	38.41	37.23	35.01	31.7	*432.20*
2019	38.5	31.43	38.88	47.10	47.95	27.52	54.21	65.54	52.22	48.53	47.46	38.97	*538.31*
2020	33.11	23.96	37.75	38.84									

DOUBLE EAGLE WATER SYSTEM
WATER SOLD
ACRE FEET

YEAR	JAN	FEB	MAR	APR	MAY	JUN	JUL	AUG	SEP	OCT	NOV	DEC	TOTAL
2001	75.00	65.55	45.53	81.43	74.79	103.72	71.29	139.47	65.07	36.06	50.18	61.96	870
2002	43.84	82.83	80.26	161.21	93.23	113.19	96.36	119.52	105.17	96.72	77.40	111.07	1,181
2003	103.16	118.81	92.16	100.16	106.02	121.98	117.48	118.48	96.98	96.27	117.92	65.14	1,255
2004	77.06	132.54	98.28	113.37	95.77	156.29	95.71	102.28	75.52	133.76	82.88	78.70	1,242
2005	95.53	53.68	62.88	76.56	70.95	68.86	107.91	88.42	76.59	66.83	88.31	60.69	917
2006	68.06	68.09	64.04	74.07	54.60	73.13	70.56	65.77	63.28	71.94	70.15	67.72	811
2007	63.47	71.20	43.33	64.06	81.36	83.03	80.18	72.46	89.35	38.88	49.77	115.89	853
2008	73.31	54.99	170.85	58.17	113.89	87.58	112.17	93.30	54.07	113.46	87.57	0.00	1,019
2009	133.68	134.89	193.91	128.57	124.42	147.29	149.87	144.41	403.39	204.34	216.64	205.47	2,187
2010	166.20	147.23	156.74	206.90	262.81	159.74	235.21	209.27	261.26	289.04	249.98	202.71	2,547
2011	273.88	296.83	197.17	305.62	293.17	356.46	306.39	341.59	373.96	299.28	332.79	115.34	3,492
2012	70.53	108.07	365.95	127.64	147.59	169.53	110.81	151.82	168.33	94.88	158.73	145.76	1,820
2013	304.62	105.90	114.03	89.49	91.59	72.45	66.60	67.58	58.66	52.40	62.94	49.32	1,136
2014	60.02	54.78	73.24	66.94	80.62	76.05	68.73	80.55	75.86	58.67	67.36	63.32	826
2015	59.07	47.81	31.75	28.16	38.17	18.94	17.79	19.48	17.51	11.21	9.04	8.54	307
2016	11.61	8.13	9.02	7.07	5.58	4.20	7.95	6.37	7.11	4.21	3.57	3.61	78
2017	4.28	4.14	3.55	4.95	3.85	8.38	7.79	4.46	4.83	3.69	4.76	7.98	63
2018	6.59	9.34	3.65	6.59	7.74	7.76	11.90	10.94	10.64	4.89	8.53	4.29	93
2019	8.82	6.04	3.21	5.81	9.53	6.98	9.20	9.01	13.52	11.29	9.57	11.67	105
2020	8.15	8.88	6.63	7.80									

Note: Free Stock Included

WASTEWATER TREATMENT PLANT REPORT
APRIL 2020

Wastewater:	Current Month	Previous Month	Calendar Year to Date
Total Effluent Discharge to Pecos River (Acre Ft.)	108.70	144.74	577.86
Treated Reuse Delivered to Mun. Golf Course (Acre Ft.)	65.86	23.04	107.18
Treated Reuse Sold to Rockhouse Ranch (Acre Ft.)	0.20	17.27	56.42
WWTP Irrigation Meter (Acre Ft.)	0.64	0.36	1.14
Total Reuse Pumped	**66.70**	**40.67**	**164.74**
After Hours Control Panel Alarms	0	0	1
KWH Consumed 89,950 - 88,799 = x 160 =	184,160	183,040	712,320
NPDES Permit Violations	0	1	1
Sodium Hyprochloride for Reuse (Gallons)		0	0

Septage Disposal Report:		Current Month	Previous Month	Calendar Year to Date
Total Number of Loads		360	465	1,567
Taxed Gallons	934,961.25 x $.10	$93,496.13	$122,954.39	$395,216.96
Taxed Manifest Books / $30.00	5 x $30.00	$150.00	$150.00	$660.00
Subtotal		$93,646.13	$123,104.39	$395,876.96
5% Tax		$4,682.31	$6,155.22	$19,793.88
Taxed Billing		$98,328.44	$129,259.61	$415,670.84
Tax Exempt Gallons	328,690.00 x $.10	$32,869.00	$59,767.25	$186,309.25
Tax Exempt Manifest Books / $30.00	2 x $30.00	$60.00	$120.00	$360.00
Taxed Exempt Billing		$32,929.00	$59,887.25	$186,669.25
Total Billing		$131,257.44	$189,146.86	$602,340.09

Biosolids:	Current Month	Previous Month	Calendar Year to Date
Total Compost Produced (Cu. Yds.)	180.00	0.00	180.00
Amount of Sludge Sent to Compost Operation (Cu. Yds.)	151.00	200.00	558.00

Wastewater Discharge Characteristics:	Current Month	Previous Month	Permit Limit
Average Biochemical Oxygen Demand (Lbs./Day)	32.18	87.94	293.00
Average Total Suspended Solids (Lbs./Day)	49.43	117.70	1,051.00
Average Flow (Million Gallons/Day)	1.20	1.52	NA
E.Coli (30 Day Avg.)	1.56	6.83	126.00

Remarks:

Digitally signed by Joe Harvey
DN: cn=Joe Harvey, o=City of Carlsbad, ou=WWTP, email=jpharvey@cityofcarlsbadnm.com, c=US
Date: 2020.05.12 07:17:29 -06'00'

Joe Harvey, WW Superintendent

SEWER COLLECTIONS REPORT
Apr 20

Collection Lines:

	This Month	Previous Month	Calendar Year to Date	Average Year to Date
Total Mileage of Main Line in System			**139**	
Line Extension (Ft.)	0	0	0	
Line Replacement (Ft.)	7	0	20	
Repairs on Main Lines	2	0	6	
Main Line Stoppages	2	3	7	
Number of Manholes and Cleanouts	0	0	0	
Manholes Flushed	0	1	1	
Manholes Repaired	4	4	19	
Customer Service Repairs	0	0	2	
Customer Complaints, All Other	9	14	36	
Carlsbad Line Location Service	0	0	617	
Double Eagle Line Location Service	0	0	304	
Ft. Sewer Liner Cleaned/Rodded	5,710	4,495	15,515	
Sewer Tap Inspections	0	0	1	
Total No. of Customer Services	0	0	10,442	1,044
Total No. of New Cust. Services Installed	0	0	0	0

Lift Stations:

Total in Service	**18**	**0**	18
Number of After-Hour Control Panel Alarms	6	5	17
Number of Repairs	0	1	4
KWH Consumed, Primary Lift Station	37,440	37,600	152,480
KWH Consumed, All Other Lift Stations	9,312	8,938	39,058

Pulled pump 1 Farmview 2 times
Vactored Copperstone and La Huerta
Pulled pumps 1 & 2 Bataan
Pulled pump 1 Sunnyview

Digitally signed by Wesley Nichols
DN: cn=Wesley Nichols, o=City of Carlsbad, ou=Public Works, email=wwnichols@cityofcarlsbadnm.com, c=US
Date: 2020.05.04 12:14:54 -06'00'

Wes Nichols, Deputy Director of Utilities

EFFLUENT DISCHARGE TO PECOS RIVER
ACRE / FEET

YEAR	JAN	FEB	MAR	APR	MAY	JUN	JUL	AUG	SEP	OCT	NOV	DEC	TOTAL
2000	275.31	248.42	260.88	233.80	316.16	282.37	276.77	278.69	311.94	258.03	349.52	325.73	*3,417.62*
2001	272.21	204.60	217.67	191.40	142.09	236.98	244.68	224.77	225.64	195.79	254.84	265.78	*2,676.45*
2002	266.35	232.01	263.62	256.99	225.81	190.74	250.02	214.79	206.30	244.07	207.28	239.84	*2,797.82*
2003	195.98	143.44	168.79	155.94	169.64	151.16	185.64	183.40	174.65	209.24	209.88	236.34	*2,184.10*
2004	232.32	213.56	223.88	291.51	274.82	213.81	209.05	186.17	199.53	241.73	280.59	208.26	*2,775.23*
2005	184.13	164.12	178.11	168.66	206.41	168.17	167.37	181.58	157.77	173.60	147.12	169.92	*2,066.96*
2006	141.87	127.02	172.99	140.40	140.92	169.70	174.86	188.76	197.39	185.97	178.88	182.23	*2,000.99*
2007	175.29	153.32	169.55	166.88	207.94	153.26	271.96	303.14	316.00	351.48	364.76	305.84	*2,939.42*
2008	259.44	239.22	252.53	246.40	228.69	180.08	206.35	210.09	240.35	261.89	258.89	171.21	*2,755.14*
2009	358.99	231.11	189.22	175.11	196.47	196.37	167.43	158.99	147.30	182.56	165.29	186.18	*2,355.02*
2010	179.80	164.40	171.85	172.47	136.28	138.37	220.04	174.07	196.08	190.49	192.02	181.35	*2,117.22*
2011	177.75	161.00	153.44	128.22	131.87	132.52	140.71	144.86	149.98	149.77	158.14	176.47	*1,804.73*
2012	177.26	133.35	158.96	132.17	197.54	139.17	163.09	149.43	143.97	124.39	140.86	183.20	*1,843.39*
2013	174.54	155.21	161.36	131.65	121.07	133.60	175.46	164.14	177.28	206.07	240.30	209.81	*2,050.49*
2014	210.63	150.47	156.04	153.06	160.67	157.52	218.21	280.09	284.34	255.76	244.57	224.53	*2,495.89*
2015	251.82	212.71	212.94	169.98	208.69	201.13	216.44	237.77	198.80	221.07	202.61	233.28	*2,567.24*
2016	250.84	215.81	203.86	199.36	220.94	213.33	202.97	238.61	251.05	230.03	217.11	202.17	*2,646.08*
2017	226.02	195.23	190.92	172.18	121.62	114.39	132.83	166.44	166.80	172.02	164.66	171.59	*1,994.70*
2018	180.72	134.33	132.78	116.31	115.83	119.59	129.91	152.77	160.73	184.72	166.96	175.48	*1,770.13*
2019	187.77	147.18	151.39	141.14	122.93	147.25	156.34	163.47	171.70	196.57	190.31	181.66	*1,957.71*
2020	171.87	152.55	144.74	108.70									*577.86*

EFFLUENT REUSE
ACRE / FEET

YEAR	JAN	FEB	MAR	APR	MAY	JUN	JUL	AUG	SEP	OCT	NOV	DEC	TOTAL
2000	0.00	0.00	0.00	0.00	0.00	0.00	0.00	0.00	0.00	0.00	0.00	0.00	*0.00*
2001	0.00	0.00	0.00	0.00	0.00	0.00	0.00	0.00	0.00	0.00	0.00	0.00	*0.00*
2002	0.00	0.00	0.00	0.00	0.00	0.00	0.00	0.00	0.00	0.00	0.00	0.00	*0.00*
2003	0.00	0.00	0.00	0.00	0.00	0.00	0.00	0.00	0.00	0.00	0.00	0.00	*0.00*
2004	18.94	15.45	17.52	25.36	40.46	43.55	50.58	38.81	31.31	20.14	7.82	8.08	*318.02*
2005	6.96	5.99	14.35	35.49	31.91	43.54	45.14	30.45	37.52	25.95	25.12	20.74	*323.16*
2006	22.68	22.17	23.21	37.40	49.95	99.47	207.81	72.92	23.20	34.28	20.50	17.75	*631.34*
2007	13.63	13.91	24.14	31.79	27.52	49.34	36.59	38.53	32.68	25.42	12.77	13.64	*319.96*
2008	15.06	20.54	21.83	41.29	46.49	48.50	35.56	40.95	22.85	38.63	26.92	7.18	*365.80*
2009	16.77	20.71	26.54	40.51	39.84	41.08	44.08	51.38	49.33	43.70	27.62	11.71	*413.27*
2010	16.58	8.89	23.08	31.79	62.07	61.63	15.10	49.33	28.02	29.55	21.36	18.51	*365.91*
2011	14.69	8.13	38.05	54.54	56.44	52.72	55.45	50.42	49.73	44.67	23.78	7.38	*456.00*
2012	5.82	10.40	24.91	46.25	37.18	50.67	42.51	59.86	50.03	26.67	15.56	8.15	*378.01*
2013	8.68	7.48	21.68	38.81	58.76	53.68	37.15	36.50	21.42	29.52	12.20	14.36	*340.24*
2014	19.88	23.44	34.05	32.20	47.27	54.26	67.18	45.85	21.00	32.05	19.69	28.04	*424.91*
2015	7.33	13.31	21.93	47.89	49.49	75.50	63.51	46.70	44.23	16.48	17.41	12.08	*415.86*
2016	7.43	17.65	41.85	42.00	37.41	34.82	53.26	35.94	29.90	29.75	21.56	18.97	*370.54*
2017	10.85	15.78	32.93	38.92	58.76	70.39	69.88	42.35	41.26	32.46	17.40	10.48	*441.46*
2018	25.29	45.73	62.15	81.04	88.81	83.84	93.81	74.15	55.54	42.74	34.22	15.62	*702.94*
2019	18.09	35.37	50.54	63.17	87.76	78.14	89.60	85.06	68.66	48.29	26.89	27.94	*679.51*
2020	28.16	29.07	40.67	66.70									*164.60*

MUNICIPAL SEWER SYSTEM
ACTIVE SERVICES

YEAR	JAN	FEB	MAR	APR	MAY	JUN	JUL	AUG	SEP	OCT	NOV	DEC
2000		9,208	9,177	9,197	9,203			9,234	9,240	9,228	9,159	9,115
2001	9,108	9,126				9,227	9,178	9,227	9,208	9,210	9,166	9,103
2002	9,111	9,123	9,132	9,156	9,207	9,202	9,202	9,179	9,210	9,162	9,170	9,142
2003	9,114	9,130	9,173	9,172	9,198	9,253	9,251	9,278	9,272	9,236		
2004	9,205	9,203	9,233	9,242		9,276	9,259	9,283	9,255	9,256	9,224	9,182
2005				9,225	9,238	9,305	9,325				9,263	9,238
2006	9,226	9,235	9,240	9,283	9,290	9,313	9,357	9,419	9,306	9,295	9,275	9,274
2007	9,265	9,282	9,298	9,302	9,366	9,400	9,389	9,356	9,343	9,379	9,340	9,343
2008		9,367	9,383	9,383	9,389	9,414	9,420	9,438		9,302	9,258	9,441
2009	9,337	9,453	9,485		9,533	9,579	9,533		9,502	9,518	9,493	9,458
2010	9,469	9,466	9,517	9,486	9,506	9,532	9,524	9,527	9,530			
2011	9,578	9,595	9,536			9,609	9,589	9,613	9,627	9,660	9,629	9,603
2012	9,650	9,626	9,669	9,680	9,694	9,706	9,714	9,710	9,674	9,695		9,672
2013	9,672	9,696	9,754	9,720	9,715	9,759	9,796	9,807	9,804	9,786	9,806	9,765
2014	9,800	9,787	9,830	9,843	9,855	9,891	9,895	9,941	9,945	9,943	9,931	9,943
2015	9,892	9,908	9,911	9,953	9,958	10,007	9,969	10,003	9,968	9,990	9,935	9,975
2016	9,924	10,026	10,054	10,061	10,033	10,062	10,054	10,063	10,020	9,982	9,954	9,966
2017	9,994	10,002	10,060	10,108	10,107	10,167	10,151	10,197	10,182	10,213	10,196	10,235
2018	10,241	10,234	10,241	10,265	10,290	10,337	10,352	10,362	10,385	10,344	10,415	10,330
2019	10,381	10,380	10,426	10,418	10,458	10,466	10,480	10,489	10,439	10,496	10,448	10,425
2020	10,442	10,487	10,688	10,693								

ORDINANCE NO. 2020-____

AN ORDINANCE REZONING PART OF "R-1" RESIDENTIAL 1 DISTRICT TO “R-2” RESIDENTIAL 2 DISTRICT FOR AN APPROXIMATELY 0.48 ACRE PROPERTY, LOCATED W OF 2319 LEGION ST & S OF 2317 LEGION ST., LEGALLY DESCRIBED AS TRACT I: THE SOUTH 56 FEET OF BLOCK 71, BELVA SUBDIVISION; AND, TRACT II: A TRACT OF LAND DESCRIBED AS BEGINNING AT THE NORTHWEST CORNER OF BLOCK 71 OF BELVA SUBDIVISION OF PART OF THE NE 1/4 AND NW 1/4SE1/4 OF SECTION 35, TOWNSHIP 21 SOUTH, RANGE 26 EAST, N.M.P.M, EDDY COUNTY, NEW MEXICO, THENCE EAST ALONG THE NORTH BOUNDARY OF SAID LOT 71 A DISTANCE OF 46.5 FEET TO THE POINT OF BEGINNING OF THE TRACT HEREIN CONVEYED; THENCE SOUTH PARALLEL TO THE WEST BOUNDARY OF SAID LOT 71 A DISTANCE OF 145 FEET, THENCE EAST PARALLEL TO THE NORTH BOUNDARY OF SAID LOT 71 A DISTANCE OF 62 FEET; THENCE NORTH PARALLEL TO THE WEST BOUNDARY OF SAID LOT 71 A DISTANCE OF 145 FEET TO THE NORTH BOUNDARY OF SAID LOT 71; THENCE WEST ALONG THE NORTH BOUNDARY OF SAID LOT 71 A DISTANCE OF 62 FEET TO THE POINT OF BEGINNING OF THE TRACT HEREIN DESCRIBED, PURSUANT TO SECTION 3-21-1 ET. SEQ. NMSA 1978 AND SECTIONS 56-150(B) AND 56-140(I), CARLSBAD CODE OF ORDINANCES.

BE IT ORDAINED BY THE GOVERNING BODY OF THE CITY OF CARLSBAD, EDDY COUNTY, NEW MEXICO, that:

The official zoning map of the City is hereby amended to rezone part of "R-1" Residential 1 District to "R-2" Residential 2 District, for an approximately 0.48 acre property, located W of 2319 Legion St. & S of 2317 Legion St., legally described as:

TRACT I: THE SOUTH 56 FEET OF BLOCK 71, BELVA SUBDIVISION

AND

TRACT II: A TRACT OF LAND DESCRIBED AS BEGINNING AT THE NORTHWEST CORNER OF BLOCK 71 OF BELVA SUBDIVISION OF PART OF THE NE 1/4 AND NW 1/4SE1/4 OF SECTION 35, TOWNSHIP 21 SOUTH, RANGE 26 EAST, N.M.P.M, EDDY COUNTY, NEW MEXICO, THENCE EAST ALONG THE NORTH BOUNDARY OF SAID LOT 71 A DISTANCE OF 46.5 FEET TO THE POINT OF BEGINNING OF THE TRACT HEREIN CONVEYED; THENCE SOUTH PARALLEL TO THE WEST BOUNDARY OF SAID LOT 71 A DISTANCE OF 145 FEET, THENCE EAST PARALLEL TO THE NORTH BOUNDARY OF SAID LOT 71 A DISTANCE OF 62 FEET; THENCE NORTH PARALLEL TO THE WEST BOUNDARY OF SAID LOT 71 A DISTANCE OF 145 FEET TO THE NORTH BOUNDARY OF SAID LOT 71; THENCE WEST ALONG THE NORTH BOUNDARY OF SAID LOT 71 A DISTANCE OF 62 FEET TO THE POINT OF BEGINNING OF THE TRACT HEREIN DESCRIBED

INTRODUCED, PASSED, ADOPTED AND APPROVED this 14th day of July, 2020.

_____

DALE JANWAY, MAYOR

ATTEST:

_____

CITY CLERK

CITY OF CARLSBAD
AGENDA BRIEFING MEMORANDUM

COUNCIL MEETING DATE: May 26, 2020

DEPARTMENT:	**BY:** Melissa Salcido – Finance Director	**DATE:**
Finance		May 20, 2020

SUBJECT:
Determination of uncollectable utility accounts

SYNOPSIS, HISTORY and IMPACT (SAFETY AND WELFARE/FINANCIAL/PERSONNEL/INFRASTRUCTURE/ETC.):

Per State Statute NMSA 3-37-7, an uncollectable account can be removed from the list of accounts receivable, if the account has been uncollectable for a period of more than four years.

It's the recommendation of the Director of Finance, and the City's auditors, for the Director of Finance to deem certain utility accounts uncollectable on a yearly basis. The removal of uncollectable accounts improves the presentation of the balance sheet and better aligns the City with generally accepted accounting principles.

Currently, the City has 198 uncollectable utility accounts totaling $53,447.52. These accounts represent balances from Calendar Year 2015. The amount deemed uncollectable is less than 1% of the 15% allowance for uncollectable accounts that the City includes in the audited financial statements.

In addition, NMSA 3-37-7, states that efforts must be made to collect unpaid accounts. The City has attempted to collect these unpaid accounts by invoicing and filing property liens, when allowed by law. Further efforts at collection are not possible due to statutory limits or cost effectives.

The City is not waiving rights to collect these unpaid accounts in the future.

DEPARTMENT RECOMMENDATION:
Approve resolution to deem certain utility accounts uncollectable

BOARD/COMMISSION/COMMITTEE ACTION:

☐ P&Z	☐ Lodgers Tax Board	☐ Cemetery Board	☐ APPROVED
☐ Museum Board	☐ San Jose Board	☐ Water Board	☐ DISSAPPROVED
☐ Library Board	☐ N. Mesa Board	☐ Budget Committee	

Reviewed by:
City Administrator /s/John Lowe Date: 05-21-20

ATTACHMENTS:

- Resolution to Deem Certain Utility Accounts Uncollectable
- Listing of Uncollectable Accounts

RESOLUTION NO. 2020-22

RESOLUTION TO DEEM CERTAIN UTILITY ACCOUNTS UNCOLLECTABLE

WHEREAS, the City of Carlsbad, New Mexico (the City) has chosen to follow New Mexico State Statute NMSA 3-37-7 - Determination of uncollectable account; removal from accounts receivable; and

WHEREAS, the Director of Finance has determined that certain utility accounts totaling $53,447.52, that includes services for water, sewer, and solid waste disposal, be deemed as uncollectable; and

WHEREAS, efforts to collect the amounts due to the City, including invoicing & property liens when allowed by law, have been made; however, said accounts remain uncollected, and further efforts at collection are not possible either due to statutory limits or cost effectiveness; and

WHEREAS, all utility accounts have been uncollectable for a period of more than four years; and

WHEREAS, continuing to include such accounts in the financial records of the City has an adverse impact on the presentation of the balance sheet and is contrary to generally accepted accounting principles.

NOW THEREFORE, BE IT RESOLVED BY THE GOVERNING BODY OF THE CITY OF CARLSBAD, NEW MEXICO, THAT:

The Governing Body of the City of Carlsbad hereby directs the Director of Finance to remove the uncollectable utility accounts from the list of accounts receivable of the municipality.

The Governing Body of the City of Carlsbad does not waive any rights it may have to collect any of the referenced uncollectable accounts in the future.

INTRODUED, PASSED, ADOPTED AND APPROVED THIS 26th DAY OF MAY 2020

_____

Mayor

_____

City Clerk

3-37-7. Determination of uncollectable account; removal from accounts receivable.

If the finance officer of a municipality states:

A. the manner in which a utility account or any unsecured account has been incurred;

B. the efforts made to collect the utility account or unsecured account and to locate the debtor;

C. that the utility account or unsecured account has been uncollectable for a period of more than four years; and

D. that in his opinion the utility account or unsecured account is uncollectable,

the governing body of a municipality may, by resolution, remove the uncollectable utility account or unsecured account from the list of accounts receivable of the municipality.

History: 1953 Comp., § 14-36-7, enacted by Laws 1965, ch. 19, § 1.

City of Carlsbad, NM
Summary of Uncollectable Accounts
as of: May 19, 2020

	Calendar Year						
Fiscal Year of Write-off	Years Written-off	Total Count of Uncollectable Accounts	Total Value of Uncollectable Accounts	Average Value of Uncollectable Accounts	Utility Revenue Collected	% Value of Uncollectable Accounts	Audited Financial Statement Allowance for Uncollectable Accounts
FY18	1996-2013	1,728	$293,033	$169.58	$205,616,098	**0.14%**	**15%**
FY19	2011-2014	202	$37,748	$186.87	$23,173,505	**0.16%**	**15%**
FY20	2015	198	$53,448	$269.94	$20,930,755	**0.26%**	**15%**

Notes: There is a total of 198 utility accounts with a value of $53,448 that has been deemed uncollectable by the Director of Finance. These amounts can include: water service, sewer service, solid waste disposal service, late fees, and other service fees. The amount could be offset by a utility deposit. The uncollectable accounts include residential, commercial, and industrial customers.

It's the recommendation of Director of Finance, and the City's auditors, for the Director of Finance to deem certain utility accounts uncollectable, on a yearly basis per, NMSA 3-37-7. This process improves the presentation of the balance sheet and better aligns the City with generally accepted accounting principles.

COUNT	STATUS CODE	ACCOUNT	FULL NAME	SERVICE ADDRESS	LATE_FEE	WATER	GARBAGE	SEWER	TAX	TOTAL	LEIN_DATE	DEPAPPLIED	FIRST_BILL	LAST_BILL
1	FI	01-01-00621-02	ROOFS INC	620 E GREENE			2,227.81		66.39	2,294.20		8/17/2017	8/7/2015	9/11/2015
2	FI	01-01-02663-06	AMANDA EINKAUF	702 MASTERS			6.18			6.18		10/29/2015	7/2/2014	4/24/2015
3	FI	03-03-00090-09	DIRTY SANCHEZ	211 S MAIN		11.71	157.54	19.90	3.50	192.65		6/22/2016	6/3/2014	9/17/2015
4	FI	05-07-01200-14	AMANDA GARCIA	1006 N HALAGUENO			9.30			9.30		10/29/2015	2/6/2015	4/16/2015
5	FI	05-07-01400-12	JOSHUA ANDERSON	1015 N HALAGUENO		12.95	50.36	32.98	3.04	99.33	2/8/2018	6/23/2016	3/5/2010	9/17/2015
6	FI	05-07-01690-32	MARCUS A GRANGER	711 N HALAGUENO			12.22	9.55		21.77		10/6/2015	6/6/2014	2/13/2015
7	FI	05-07-01690-34	EVA A QUIROGA	711 N HALAGUENO		24.86	90.70	80.78	3.14	199.48		6/23/2016	6/8/2015	9/21/2015
8	FI	05-08-00507-02	DANIEL H VALDEZ	507 W GREENE		9.39	65.18	46.61	1.89	123.07		11/4/2015	11/8/2013	5/14/2015
9	FI	05-08-01040-06	JACK GERMERSSHAUSEN	409 W BONBRIGHT		9.39	56.38	20.13	0.77	86.67	2/8/2018	6/23/2016	6/12/2015	9/4/2015
10	FI	05-08-01710-12	KAJEAN R MILLER	907 N ALAMEDA			67.82	152.03	4.06	223.91	2/8/2018	7/16/2015	1/19/2006	6/17/2015
11	FI	06-09-00280-14	EVA A QUIROGA	605 W TANSIL		9.39	37.07	5.76	1.15	53.37		10/29/2015	3/4/2014	4/9/2015
12	FI	06-09-01150-03	ELIZABETH SAMANIEGO	612 N GUADALUPE		10.14	80.29	6.49	1.32	98.24	2/8/2018	11/6/2015	2/13/2015	6/11/2015
13	FI	06-09-01814-11	KASANDRA BLACK	711 N GUADALUPE		8.90	14.41	7.10	1.26	31.67	2/8/2018	5/24/2016	11/10/2014	8/10/2015
14	FI	06-09-01820-43	NATHANIEL BUSTAMANTE	703 1/2 N GUADALUPE		9.42	55.05	6.27	1.27	72.01		5/24/2016	5/14/2015	8/11/2015
15	FI	06-09-01850-29	LISA AUTREY	613 N GUADALUPE		26.11	21.45	13.53	2.47	63.56		11/6/2015	1/13/2014	6/11/2015
16	FI	07-11-00680-29	CHRISIMAE GRAY	706 PRATT			12.32	7.98	1.77	22.07		5/24/2016	6/17/2014	8/14/2015
17	FI	07-11-00800-19	ERIC OLIVAS	201 ROSEDALE		9.39	63.42	19.99	1.34	94.14		10/13/2015	6/16/2014	3/12/2015
18	FI	07-11-01850-08	DEAN WRIGHT	407 E BLODGETT		4.34	30.15	1.14	0.36	35.99	2/8/2018	10/29/2015	2/17/2015	4/2/2015
19	FI	07-11-05040-11	DARLA STARK THOMPSON	207 VINE		9.60	7.02	(2.90)	0.11	13.83		8/24/2016	4/6/2015	11/25/2015
20	FI	08-13-00510-04	BERNICE LOPEZ	1316 URAL		10.81	26.80	14.67	0.54	52.82		8/24/2016	8/8/2012	12/31/2015
21	FI	08-13-01110-15	RYAN MAYFIELD	1611 WESTRIDGE		10.81	58.17	10.40	1.64	81.02		8/24/2016	8/1/2014	11/13/2015
22	FI	08-15-00650-13	AUSTIN CASH	920 N MESQUITE		9.39	29.25	4.47	0.77	43.88		10/6/2015	9/27/2013	2/3/2015
23	FI	08-15-01780-08	BRIAN L SMITH	401 S MESQUITE		11.96	26.82		0.60	39.38		8/22/2016	7/9/2014	10/30/2015
24	FI	08-15-02180-33	JAMI M SEE	608 W FOX		5.58	84.96	29.77	0.94	121.25		10/29/2015	5/3/2013	4/7/2015
25	FI	09-16-00040-32	ORALIA LARA	108 N LAKE		9.45	60.78	14.31	1.35	85.89		10/29/2015	2/20/2014	4/9/2015
26	FI	09-16-01610-03	DIAMOND CASTILLO	711 W GREENE		6.20	51.71	18.34	1.84	78.09	2/8/2018	6/15/2016	8/25/2014	11/30/2015
27	FI	09-16-01650-08	OLGA FLORES	208 S LAKE		9.45	59.90	138.29	1.70	209.34	2/8/2018	7/23/2015	9/4/2014	1/8/2015
28	FI	09-16-01650-09	LAURA I MORENO VELA	208 S LAKE		9.42	60.78	140.47	1.85	212.52	2/8/2018	10/29/2015	1/8/2015	4/9/2015
29	FI	09-16-01650-10	JENNIFER THOMPSON	208 S LAKE		19.86	72.22	65.49	2.32	159.89	2/8/2018	4/27/2016	4/24/2015	7/16/2015
30	FI	09-17-00150-16	BEVERLY LATHAM	312 N MESA		11.96	54.64	36.63	0.77	104.00	2/8/2018	8/22/2016	8/21/2014	10/2/2015
31	FI	09-17-00160-03	MARK DICKINSON	314 N MESA		440.29	88.93	101.44	33.79	664.45	2/8/2018	8/25/2016	1/18/2013	12/10/2015
32	FI	09-17-00370-25	TERRIE YAZZIE	610 N MESA		9.42	28.02	4.56	1.05	43.05		10/19/2015	3/21/2013	1/8/2015
33	FI	09-17-00440-36	PATRICIO HERNANDEZ	710 N MESA		16.23	64.14	105.46	2.52	188.35		10/20/2015	6/1/2011	2/12/2015
34	FI	09-17-00440-37	JOE RAY BERNARD JR	710 N MESA		16.23	69.88	103.06	2.40	191.57		11/4/2015	2/23/2015	5/14/2015
35	FI	09-17-00470-23	CHELSEA M FIERRO	808 N MESA		9.99			0.70	10.69		12/5/2016	12/9/2005	8/31/2015
36	FI	09-17-01120-38	LINDA ALVARADO	709 N MESA		7.13	67.67	43.53	1.52	119.85		6/15/2016	12/1/2014	8/14/2015
37	FI	09-17-01120-39	RONALD A CONAWAY JR	709 N MESA			11.99			11.99	2/8/2018	8/24/2016	8/28/2015	11/23/2015
38	FI	09-17-01230-06	SONDRA BAILEY	607 N MESA		11.71	34.89	32.70	1.49	80.79		10/20/2015	7/11/2007	2/9/2015
39	FI	09-17-03130-20	CHRISTINA S LUCERO	204 S MESA		9.42	60.75	18.17	1.34	89.68		6/15/2016	6/3/2015	8/12/2015
40	FI	10-18-00560-01	FRED WELDON	909 W FOX		22.07	27.69	29.38	4.10	83.24	2/8/2018	8/25/2016	6/30/1996	12/1/2015
41	FI	10-18-00720-16	MELISSA LAMON	907 W STEVENS		4.03	29.07	30.48	0.61	64.19		10/26/2015	1/22/2015	3/3/2015

COUNT	STATUS CODE	ACCOUNT	FULL NAME	SERVICE ADDRESS	LATE_FEE	WATER	GARBAGE	SEWER	TAX	TOTAL	LEIN_DATE	DEPAPPLIED	FIRST_BILL	LAST_BILL
42	FI	10-18-01060-11	REBECCA FUENTES	702 N ASH		13.11	67.61	19.00	2.50	102.22		8/24/2016	2/17/2014	11/20/2015
43	FI	10-18-01080-17	SHAREY WHITE	706 N ASH		14.26	37.43	7.15	1.56	60.40		8/25/2016	12/5/2014	12/11/2015
44	FI	10-18-01140-21	LEONARD WILSON	707 N ASH		6.82	85.86	268.01	1.36	362.05		11/4/2015	6/27/2014	5/14/2015
45	FI	10-18-01390-05	BRANDON BRUNT	1122 W ASH		28.69	68.70	95.08	11.87	204.34	2/8/2018	11/6/2015	11/23/2004	6/18/2015
46	FI	10-18-01560-11	LETICIA MATA	1111 W ASH		9.63	66.21	53.59	7.12	136.55	2/8/2018	8/22/2016	8/16/2006	10/15/2015
47	FI	10-20-00140-10	PEDRO VEGA	1005 W CHURCH		3.72	26.26	3.42	0.62	34.02		10/29/2015	8/18/2014	4/6/2015
48	FI	10-20-00400-01	ROBERT&ALYNE PADGETT	1108 W BONBRIGHT		53.33	60.78	117.71	12.34	244.16	2/8/2018	11/3/2015	6/30/1996	4/9/2015
49	FI	11-21-00140-13	JULIETA FLORES	912 N EDWARDS		185.84	68.36	44.24	17.22	315.66		8/24/2016	9/23/2014	11/17/2015
50	FI	11-21-01260-10	CHRISTINA ORTEGA	903 N THOMAS		9.42	57.56	49.13	0.95	117.06		10/20/2015	2/21/2013	2/5/2015
51	FI	11-21-01640-05	WILBERT BROUGHTON	1021 N HOWARD		9.39	54.62	24.87	0.63	89.51	2/8/2018	10/26/2015	5/17/2010	3/2/2015
52	FI	11-21-01730-05	SCOTT&SHELLY JOHNSON	1003 N HOWARD		3.20	13.22	1.16	0.31	17.89	2/8/2018	8/24/2016	1/4/2001	11/2/2015
53	FI	11-22-00440-05	TANYA BUTTERFIELD	1402 W HOWARD		18.57	60.78	39.13	8.18	126.66		11/3/2015	9/26/2014	4/9/2015
54	FI	11-22-00880-19	SARA BAKKEN	1205 W HOWARD		22.25	67.82	76.92	10.60	177.59		6/23/2016	11/24/2014	9/23/2015
55	FI	11-22-14798-01	VINCENT CAO	1479 W PIERCE			1,499.27		29.96	1,529.23	2/8/2018	5/25/2017	5/26/2015	11/18/2015
56	FI	12-23-00110-16	RYAN SPEIER	1604 LAMONT PL		21.11	36.49	17.28	3.11	77.99	2/8/2018	11/3/2015	12/2/2014	4/27/2015
57	FI	12-26-01090-05	ANTONIO SANCHEZ JR	1105 CHAVEZ		47.63	27.99	4.56	2.96	83.14		6/23/2016	7/1/2014	9/8/2015
58	FI	12-26-01130-04	ANNA FERNANDEZ	1015 S CHAVEZ		11.71	41.33	8.36	1.52	62.92		10/20/2015	4/22/2013	2/11/2015
59	FI	12-26-01210-17	TAMMY INGRAM	510 PLAZA		15.10	46.67	31.70	3.00	96.47		11/6/2015	8/15/2013	6/23/2015
60	FI	13-27-00150-01	TOM MARTINEZ	710 W ALVARADO		6.51	12.70		0.33	19.54	2/8/2018	10/26/2015	9/8/2008	3/30/2015
61	FI	13-27-00550-06	SAMIJO RODRIGUEZ	514 W POMPA		9.30	39.78	7.32	1.40	57.80		10/20/2015	11/25/2014	2/12/2015
62	FI	13-27-00960-21	GEMO ARMENDARIZ	904 ORTEGA		16.23	68.70	113.68	2.71	201.32	2/8/2018	11/6/2015	4/15/2014	6/18/2015
63	FI	13-27-01050-18	ALEXANDER RUIZ	711 W ALVARADO		11.71	64.62	30.94	0.73	108.00	2/8/2018	11/6/2015	2/13/2015	6/2/2015
64	FI	13-27-01470-25	OLGA DOYLE	806 W IRVIN		16.56	79.41	56.49	2.10	154.56	2/8/2018	8/23/2016	7/15/2015	10/15/2015
65	FI	13-27-01470-26	EMARIE FIERRO	806 W IRVIN		10.56	33.54	7.20	1.29	52.59	2/8/2018	8/25/2016	10/26/2015	12/9/2015
66	FI	13-27-01860-06	POWER INDUSTRIAL TRAN	1103 COTTONWOOD		16.77	149.12		4.01	169.90		4/27/2016	5/29/2015	7/21/2015
67	FI	13-27-01990-16	NICK MARTIN	1314 S CANAL		15.54	67.82	31.80	2.03	117.19	2/8/2018	6/23/2016	3/4/2015	9/17/2015
68	FI	13-28-00220-12	DANIELLE WARD	1404 W STEVENS		12.84	59.90	76.35	1.52	150.61	2/8/2018	10/19/2015	8/18/2014	1/8/2015
69	FI	13-28-00640-11	LONNY LARA	505 N MAPLE		90.58	93.37	185.87	14.41	384.23	2/8/2018	4/27/2016	2/23/2007	7/16/2015
70	FI	13-28-00840-45	ANGELA HUDSON	1311 W CHURCH		9.45	35.74	7.98	1.49	54.66		6/15/2016	12/9/2014	8/14/2015
71	FI	14-29-00340-20	ILLEGAL	1403 1/2 W MERMOD		15.10		17.00	1.61	33.71		11/6/2015	6/18/2015	6/18/2015
72	FI	14-29-00400-44	LENA BARRERAS	1413 1/2 W MERMOD		9.45	63.42	100.82	2.31	176.00		10/26/2015	1/13/2014	3/12/2015
73	FI	14-29-00410-20	LARRY E FANNING	1413 W MERMOD		8.17	7.92	5.13	1.20	22.42	2/8/2018	10/26/2015	6/3/2003	3/9/2015
74	FI	14-29-00490-07	NICHOLAS BABCOCK	107 S CYPRESS		9.39	60.78	18.19	1.12	89.48		6/23/2016	2/4/2013	9/9/2015
75	FI	14-29-00570-05	KIMBERLY CALLAWAY	1507 W FOX		(7.91)	67.82	54.71	2.33	116.95		8/18/2016	4/8/2015	9/30/2015
76	FI	14-29-00930-16	STEVAN HEAVIN	203 S OLIVE		9.45	65.18	70.35	1.63	146.61	2/8/2018	11/5/2015	12/1/2014	5/14/2015
77	FI	14-30-00410-12	ANTHONY M HERNANDEZ	305 S MAPLE		16.23	54.62	72.05	1.03	143.93		10/19/2015	8/22/2014	1/2/2015
78	FI	14-30-00560-02	CATHERINE L DAVIS	1412 W TANSIL		11.96	28.58	29.70	0.86	71.10	2/8/2018	8/24/2016	6/30/1996	11/2/2015
79	FI	14-30-00890-17	DANIELLE SMITH	505 S CYPRESS		10.81	87.15	35.49	1.24	134.69		8/25/2016	6/23/2014	12/8/2015
80	FI	14-30-01080-04	JAMIE MORENO	1408 W BRONSON		11.96	48.16	36.92	1.63	98.67	2/8/2018	8/25/2016	10/16/2015	12/10/2015
81	FI	14-30-01260-03	LOUIS SANCHEZ	506 S MAPLE		17.36	75.52	54.14	1.88	148.90	2/8/2018	11/5/2015	3/11/2010	5/14/2015
82	FI	14-30-01260-04	PETER C GONZALES	506 S MAPLE		42.90	66.21	42.70	11.92	163.73	2/8/2018	8/23/2016	8/10/2015	10/15/2015

COUNT	STATUS CODE	ACCOUNT	FULL NAME	SERVICE ADDRESS	LATE_FEE	WATER	GARBAGE	SEWER	TAX	TOTAL	LEIN_DATE	DEPAPPLIED	FIRST_BILL	LAST_BILL
83	FI	15-33-00940-15	BROOKE CARNATHAN	1906 BINDEL		9.39	32.73	8.55	1.56	52.23	2/8/2018	11/5/2015	8/7/2006	5/15/2015
84	FI	16-34-00090-02	ORA LEE JOHNSON	311 PEACHTREE		11.90	68.70	26.92	1.90	109.42	2/8/2018	11/6/2015	6/30/1996	6/18/2015
85	FI	16-34-00150-03	TIMOTHY TROTTER	322 PEACHTREE		11.71	67.06	30.75	1.60	111.12	2/8/2018	11/5/2015	2/26/2015	5/14/2015
86	FI	16-34-00150-04	MICHAEL CARTER	322 E PEACHTREE		10.81	62.50	25.09	1.28	99.68	2/8/2018	8/25/2016	6/5/2015	12/10/2015
87	FI	16-34-00670-17	TROY WILLIAMS	2402 CARVER		10.54	66.94	160.20	3.32	241.00	2/8/2018	4/27/2016	1/7/2005	7/16/2015
88	FI	16-34-00690-06	RAUL ARREOLA JR	2406 CARVER		67.24	63.42	80.60	12.81	224.07	2/8/2018	11/5/2015	2/11/2015	5/12/2015
89	FI	16-34-00690-07	CAITLYNN KEAR	2406 CARVER		9.42	80.49	7.98	1.49	99.38	2/8/2018	6/15/2016	5/12/2015	8/14/2015
90	FI	16-34-01120-03	STERLING INGRAM	2913 CARVER		14.97	67.82	43.69	7.07	133.55	2/8/2018	8/18/2016	6/30/1996	9/17/2015
91	FI	16-36-00350-17	MICHAEL A MARTINEZ	510 DEL RIO		6.82	51.81	5.76	1.03	65.42		11/3/2015	6/18/2014	4/9/2015
92	FI	16-36-00980-11	JAMES B WILLIAMS	602 PRESIDIO		19.86	83.66	53.95	8.51	165.98	2/8/2018	6/15/2016	9/8/2014	8/12/2015
93	FI	16-36-00980-12	CARLOS FIERRO	602 PRESIDIO			13.20	8.55	0.54	22.29	2/8/2018	11/17/2016	8/12/2015	9/15/2015
94	FI	16-36-01910-11	LOVELLA PEREZ	413 W LAREDO		9.42	68.70	82.20	2.44	162.76	2/8/2018	11/6/2015	2/24/2015	6/18/2015
95	FI	17-38-00710-11	HECTOR RODRIGUEZ JR	201 N 2ND		9.45	19.91		0.47	29.83		10/28/2015	1/16/2015	3/31/2015
96	FI	17-39-00025-06	JESSICACHILLCUTJANSEN	1803 W CHURCH		24.11	46.90	14.93	2.90	88.84		8/23/2016	7/15/2015	10/23/2015
97	FI	18-41-00290-10	TIMOTHY L CLEM	112 N 5TH		51.78	65.18	52.58	11.21	180.75		6/15/2016	4/7/2015	8/14/2015
98	FI	18-41-00710-06	BARRY LAYNE CROUCH	2318 IDAHO		9.42	53.74	44.99	0.55	108.70		11/6/2015	8/26/2014	6/1/2015
99	FI	18-41-00930-17	FLOYD GILCREASE	631 N 6TH		72.24	67.82	94.67	13.99	248.72	2/8/2018	8/18/2016	5/18/2015	9/17/2015
100	FI	18-41-01030-27	MARY LOU DOMINGUEZ	2413 MISSOURI		48.52	66.06	56.56	10.81	181.95	2/8/2018	11/5/2015	8/19/2014	5/15/2015
101	FI	18-41-01030-28	CASSANDRA GRADO	2413 MISSOURI ST		142.05	78.38	56.88	16.12	293.43	2/8/2018	6/15/2016	5/15/2015	8/14/2015
102	FI	18-41-01030-29	MILAGRO GRADO	2413 MISSOURI		154.62	51.46	37.53	14.43	258.04	2/8/2018	8/24/2016	9/4/2015	11/2/2015
103	FI	18-41-01770-18	WILLIAM T HENDERSON	506 N 7TH		9.42	63.42	50.59	1.56	124.99	2/8/2018	10/28/2015	4/13/2009	3/12/2015
104	FI	18-41-01770-19	JOSE FUENTES SR	506 N 7TH		9.39	81.02	58.45	1.90	150.76	2/8/2018	11/6/2015	3/16/2015	6/18/2015
105	FI	18-43-00510-14	RUBY MOTT	2402 HILLCREST		6.51	64.14	91.89	2.19	164.73	2/8/2018	10/21/2015	12/11/2013	2/12/2015
106	FI	18-43-00510-15	ILLEGAL	2402 HILLCREST		16.23		17.00	1.66	34.89		5/26/2015	5/26/2015	5/26/2015
107	FI	18-43-00960-24	LORENZO ROJAS	709 N 9TH		2.17	16.45	(0.78)	0.03	17.87	2/8/2018	11/6/2015	4/1/2015	6/29/2015
108	FI	18-43-01293-13	TRINA SMITH	2701 EUNICE		14.26	88.93	18.01	1.48	122.68		8/29/2016	2/16/2015	12/10/2015
109	FI	18-43-01500-13	DALTON R REYNOLDS	701 N 10TH		9.45	60.78	47.80	1.29	119.32		11/3/2015	1/7/2014	4/9/2015
110	FI	19-45-00130-26	GARY ALLEN	2410 W CHURCH		34.86	68.09	10.24	2.96	116.15		4/28/2016	10/14/2014	7/16/2015
111	FI	19-45-00180-18	JOLANDA ORTEGA	2413 BONITA		36.43	57.68	188.92	18.66	301.69		8/24/2016	4/7/2014	11/5/2015
112	FI	19-45-00590-35	TASHA L CADDELL	2417 AVE A		9.45	66.94	54.00	3.35	133.74	2/8/2018	4/28/2016	3/1/2013	7/16/2015
113	FI	19-45-00590-36	IDA FIERRO	2417 AVE A		5.12	64.37	31.96	0.82	102.27		8/23/2016	7/24/2015	10/7/2015
114	FI	19-45-00730-09	LYLE LANDEL POTTER	2309 AVE A		9.45	74.72	1.28	0.62	86.07		4/28/2016	1/10/2014	7/2/2015
115	FI	19-45-01190-10	YOLANDA PIRTLE	917 N PATE			0.97			0.97		11/3/2015	2/27/2009	4/20/2015
116	FI	19-47-00515-13	JEFFREY YOUNG	2302 W PIERCE E1		11.71		92.54	2.98	107.23	2/8/2018	10/28/2015	7/22/2014	3/2/2015
117	FI	19-47-00760-11	GUERRERO GONZALEZ	1039 BIRCH LANE		9.87	11.57	12.35	2.02	35.81		8/24/2016	10/22/2014	11/13/2015
118	FI	20-49-00050-12	JEREMIAH WILLIAM	1009 DOGWOOD LN		28.49	76.94	45.67	2.70	153.80		4/28/2016	9/5/2013	7/16/2015
119	FI	20-49-00200-18	MONIQUE JIMENEZ	1007 PINON LN		9.39	38.16		0.47	48.02		12/2/2016	3/26/2014	8/31/2015
120	FI	20-49-01150-04	MARK A FOREMAN SR	1004 N PATE			7.04	48.53		55.57		7/28/2015	5/17/2012	1/8/2015
121	FI	20-49-01240-07	TENG YANG	910 N PATE ST		9.60	13.79	0.58	0.55	24.52		8/23/2016	6/11/2015	10/1/2015
122	FI	20-49-02050-07	BARRY BALLARD	901 VALVERDE		3.20	30.36	5.84	0.51	39.91		8/24/2016	8/14/2015	11/4/2015
123	FI	20-50-00460-07	TIM STACY	908 SOLANA		15.10	46.67	22.76	2.84	87.37		8/18/2016	12/8/2014	9/23/2015

COUNT	STATUS CODE	ACCOUNT	FULL NAME	SERVICE ADDRESS	LATE_FEE	WATER	GARBAGE	SEWER	TAX	TOTAL	LEIN_DATE	DEPAPPLIED	FIRST_BILL	LAST_BILL
124	FI	20-50-00800-03	RODNEY HURD	1008 SENA		10.55	67.82	28.68	1.76	108.81		11/6/2015	3/23/2015	6/17/2015
125	FI	20-50-01980-20	KRYSTAL MCBRIDE	1914 SOLANA		29.86	60.78	73.87	7.67	172.18		11/3/2015	1/27/2012	4/9/2015
126	FI	20-50-02310-08	ALICIA GUTIERREZ	2004 MANZANA		9.39	29.07	2.86	0.72	42.04		6/15/2016	12/10/2014	8/3/2015
127	FI	21-51-00890-30	OSMOND VIERNES	2712 MONTE VISTA		6.72	62.13	8.00	1.18	78.03		8/29/2016	12/12/2014	12/10/2015
128	FI	21-51-00960-14	SOPHIA VILLALOBOS	2508 MONTE VISTA		6.82	62.51	20.32	1.50	91.15	2/8/2018	5/12/2016	5/5/2015	7/16/2015
129	FI	21-51-01280-19	PEGGY WILSON	2911 PIEDRAS		6.72	66.21	21.70	1.44	96.07	2/8/2018	8/23/2016	7/16/2014	10/15/2015
130	FI	21-51-02300-07	ANTHONY R SALCIDO	1112 PAISANO		11.71	29.07	40.57	1.52	82.87	2/8/2018	6/15/2016	12/21/2005	8/3/2015
131	FI	22-53-00090-13	NINA COLVIN	106 S 3RD		22.52	66.21	42.70	8.82	140.25	2/8/2018	8/24/2016	2/13/2015	10/15/2015
132	FI	22-53-00510-30	HECTOR HERRERA	204 S 5TH		10.81	86.26	43.58	1.08	141.73		8/29/2016	8/11/2014	12/7/2015
133	FI	22-53-00860-03	TANYA WILLIS	512 S 6TH			12.83			12.83	2/8/2018	3/6/2015	12/12/2011	1/16/2015
134	FI	22-53-00960-12	KRYSTAL/JOSHUA OLIVER	613 WELSHIRE		11.96	27.61	8.12	1.63	49.32	2/8/2018	8/29/2016	5/26/2015	12/14/2015
135	FI	22-53-01280-17	JESSICA DABILA	2107 ROSS		4.65	34.78	8.96	1.30	49.69		6/24/2016	5/12/2015	8/14/2015
136	FI	22-53-01790-04	MARIA L RAMOS	305 S 6TH		18.61	130.32	130.18	15.92	295.03	2/8/2018	11/5/2015	8/19/1999	5/14/2015
137	FI	23-55-00200-10	BRANDY MCMINN	2317 FLORIDA		13.97	68.70	41.70	2.00	126.37	2/8/2018	11/6/2015	9/8/2006	6/18/2015
138	FI	23-55-00680-33	AMANDA R LUJAN	2412 W LEA		77.26	87.18	70.33	13.99	248.76	2/8/2018	10/28/2015	12/3/2014	3/12/2015
139	FI	23-55-01330-10	SERGIO RODRIGUEZ	2602 WYOMING		11.71	48.31	10.08	1.65	71.75		10/23/2015	9/5/2014	2/12/2015
140	FI	23-55-01400-09	LEON HOPPER	311 S 8TH		24.86	37.87	12.18	2.23	77.14	2/8/2018	11/3/2015	12/3/2009	4/13/2015
141	FI	23-57-00090-16	GEORGE DOMINGUEZ	2605 IOWA		11.96	88.02	71.24	1.48	172.70	2/8/2018	8/29/2016	9/1/2015	12/10/2015
142	FI	23-57-00960-16	STEPHANIE OLIVAS	603 S 10TH		15.41	73.25	46.76	1.93	137.35	2/8/2018	8/24/2016	7/22/2015	10/15/2015
143	FI	23-57-00960-17	RAUL RODRIGUEZ	603 S 10TH		24.11	49.05	8.09	1.98	83.23	2/8/2018	12/2/2016	10/15/2015	12/10/2015
144	FI	23-57-01240-01	HUGH MIZE	3204 WEST LEA		0.58	10.56	8.52	1.48	21.14	2/8/2018	6/24/2016	6/30/1996	8/12/2015
145	FI	23-57-01400-03	ALLEN J HALL	205 S 11TH ST		23.49	3.52	3.12	1.51	31.64	2/8/2018	6/26/2015	6/20/2008	6/26/2015
146	FI	25-63-00640-10	JOSEPH CIESLINSKI	1709 CALLAWAY		9.60	66.21	21.82	1.58	99.21		8/24/2016	9/12/2014	10/15/2015
147	FI	25-65-01240-13	ZACHERY MARTINEZ	1509 LINCOLN		52.97	64.14	112.72	13.74	243.57	2/8/2018	10/23/2015	5/2/2014	2/12/2015
148	FI	26-68-00790-25	CHEYVONNE SANCHEZ	1212 W ALVARADO		10.58	42.27	16.77	2.09	71.71	2/8/2018	10/28/2015	11/4/2014	3/18/2015
149	FI	26-68-00790-26	CLARISSA ORTEGA	1212 W ALVARADO		17.36	26.43	16.02	0.87	60.68	2/8/2018	11/6/2015	3/19/2015	6/30/2015
150	FI	26-68-00940-27	PAUL H TRUJILLO	1010 ALVARADO		9.83	11.44	15.99	4.11	41.37	2/8/2018	11/3/2015	9/11/1998	4/13/2015
151	FI	26-68-01190-23	ANGELA J ARCEMENT	1203 ALVARADO		16.56	62.50	32.34	1.56	112.96		8/29/2016	3/24/2015	12/10/2015
152	FI	26-68-01320-11	JOSE J BRIONES	1120 ORTEGA ST		43.33	63.42	66.76	10.92	184.43		10/28/2015	6/11/2007	3/12/2015
153	FI	26-68-01460-09	CARMELA(CARRIE)DUNCAN	910 ORTEGA			1.46			1.46	2/8/2018	8/24/2016	12/10/2014	10/19/2015
154	FI	26-80-00130-30	DAVID R NAVARRETTE	1604 W TANSILL		9.45	23.90	4.26	0.95	38.56	2/8/2018	10/28/2015	8/16/2011	3/6/2015
155	FI	26-80-00470-24	ILLEGAL	515 LEAVELLE		18.61		27.80	2.32	48.73		9/30/2015	9/30/2015	9/30/2015
156	FI	27-72-00249-05	TERESA FLOWERS	314 LLOYD		6.82	62.47	14.76	1.64	85.69		10/23/2015	8/4/2014	2/12/2015
157	FI	27-72-00259-01	CHRISTOPHER KING	317 LLOYD			6.70			6.70		11/6/2015	5/9/2005	6/12/2015
158	FI	27-72-00360-09	LAURA SEANEZ	304 K ST		19.86	21.05	6.84	1.86	49.61	2/8/2018	11/5/2015	5/12/2014	5/12/2015
159	FI	27-72-02090-26	JOSE A SOTELO	216 L ST		2.88	67.29	35.60	(0.02)	105.75	2/8/2018	8/24/2016	7/22/2013	10/28/2015
160	FI	27-72-05010-03	ASHLEY NICOLE GARCIA	111 E RUSSELL		18.61	68.70	72.56	2.76	162.63	2/8/2018	11/6/2015	3/9/2015	6/18/2015
161	FI	27-72-10030-11	STEVE STEVENS	3101 NATL PARKS HWY		11.74	125.90	19.90	1.92	159.46	2/8/2018	10/28/2015	8/7/2014	3/3/2015
162	FI	27-72-10030-12	MARIA MICHEL-GUERRERO	3101 NATL PARKS HWY		11.60	214.30	46.52	2.45	274.87	2/8/2018	8/29/2016	6/5/2015	12/10/2015
163	FI	27-74-00245-08	LILLIAN PAULOSKY	3313 MEADOWLARK		6.51	17.85	8.96	1.39	34.71		6/24/2016	5/14/2009	8/14/2015
164	FI	27-74-01418-14	SYLVAN R TOM	3512 JOSHUA		9.39	58.08	6.24	1.13	74.84		10/21/2015	10/24/2014	1/8/2015

COUNT	STATUS CODE	ACCOUNT	FULL NAME	SERVICE ADDRESS	LATE_FEE	WATER	GARBAGE	SEWER	TAX	TOTAL	LEIN_DATE	DEPAPPLIED	FIRST_BILL	LAST_BILL
165	FI	27-74-01740-07	TAMMY SEAMAN	3620 OLD CAVERN HWY		10.58	30.13	9.69	1.76	52.16	2/8/2018	5/12/2016	4/2/2015	7/17/2015
166	FI	28-75-00019-02	DAWN M HUGHES	4905 MESILLA		10.79	30.59	10.40	1.77	53.55		8/24/2016	6/4/2013	10/16/2015
167	FI	28-75-01200-09	AMBER GRISWOLD	4924 CONCHO RD		43.60	52.86	46.96	9.42	152.84		5/20/2016	12/18/2014	7/30/2015
168	FI	28-75-01200-10	MALERIE HARPER	4924 CONCHO RD		11.96	13.10	0.80	0.68	26.54		8/24/2016	8/17/2015	10/1/2015
169	FI	28-75-05500-06	ILLEGAL	806 CABALLO		1,708.11		25.64		1,733.75		1/28/2015	1/28/2015	1/28/2015
170	FI	28-75-05500-07	ERIC L LUNSFORD	806 CABALLA		8.37	72.22	69.98	7.61	158.18	2/8/2018	5/20/2016	4/24/2015	7/16/2015
171	FI	28-75-06700-10	KEEGAN MCGRANAHAN	803 LOBO LN		17.36	61.66	37.76	1.84	118.62		8/22/2016	3/11/2014	9/10/2015
172	FI	28-75-10018-16	D HUGHES/M CARTER	4903 MESILLA		8.00	24.70	9.28	1.58	43.56	2/8/2018	8/24/2016	11/18/2014	10/16/2015
173	FI	28-76-00690-12	TAMMY DEAN	105 PARKER		15.10	68.70	111.44	2.38	197.62		4/25/2016	12/18/2014	6/18/2015
174	FI	28-76-00760-13	REBECCA JOHNSON	110 E FARRIS		3.10	55.50	14.80	0.37	73.77		11/4/2015	10/3/2012	4/3/2015
175	FI	28-76-00780-04	JESUS LUCERO	114 E FARRIS		4.65	58.14	65.52	0.73	129.04	2/8/2018	11/5/2015	8/16/2012	5/6/2015
176	FI	28-76-01370-03	ROBERT L PACK	3409 S CANAL		(14.64)	49.77		1.39	36.52		8/29/2016	1/22/2008	12/10/2015
177	FI	28-79-00150-12	SAUL ROJAS	3823 FLEETWOOD			2.67	1.19		3.86		8/29/2016	6/18/2012	12/3/2015
178	FI	28-79-00250-07	RICHELLE M CONTRERAS	3819 FLEETWOOD		9.45	65.18	59.99	1.49	136.11	2/8/2018	11/5/2015	2/18/2015	5/14/2015
179	FI	28-79-00350-25	KIM CORONA	3815 FLEETWOOD		6.82	63.42	79.32	1.61	151.17		10/28/2015	3/20/2013	3/12/2015
180	FI	28-79-00350-26	PAUL SOMERS	3815 FLEETWOOD			9.79	7.97		17.76		8/30/2016	3/20/2015	12/11/2015
181	FI	28-79-00450-14	JULIOCESAR LEYVAVILLA	3811 FLEETWOOD		9.45	58.14	115.06	1.44	184.09		5/20/2016	2/22/2013	7/6/2015
182	FI	28-79-00450-15	PETE GARZA	3811 FLEETWOOD		9.66	85.04	83.92	1.44	180.06		8/24/2016	8/7/2015	11/13/2015
183	FI	28-79-00600-22	FRANCISCO J JACQUEZ	3805 FLEETWOOD		6.82	63.42	79.92	1.56	151.72		10/28/2015	10/17/2014	3/12/2015
184	FI	28-79-00600-23	BRITTANY ROPER	3805 FLEETWOOD		18.61	93.37	34.09	2.49	148.56		5/20/2016	3/12/2015	7/16/2015
185	FI	28-79-00925-07	MARTHA ONEILL	208 CARLGO			7.12	1.99		9.11		8/24/2016	4/1/2014	10/8/2015
186	FI	29-84-01112-12	ELERY B NELSON	2412 VIOLET		18.49	46.11	46.00	2.22	112.82	2/8/2018	4/25/2016	1/6/2011	6/11/2015
187	FI	29-84-03000-07	TIMOTHY BRIGHTON	1005 JASON		4.96	65.18	52.58	2.97	125.69		6/29/2016	10/8/2014	8/14/2015
188	FI	29-85-00534-08	RALPH RIDER	2514 PRIMROSE		(16.17)	62.50	40.56	6.60	93.49	2/8/2018	8/30/2016	6/15/2009	12/10/2015
189	FI	29-85-00712-10	ELISA RAMIREZ	813 COUNTRYSIDE PL		27.23	67.82	65.73	10.28	171.06	2/8/2018	8/22/2016	3/4/2003	9/17/2015
190	FI	29-85-00832-19	LLASA MARIE MICINSKI	716 COUNTRYSIDE RD			0.03			0.03	2/8/2018	10/22/2015	3/18/2013	2/16/2015
191	FI	30-88-00391-06	PAUL DOWNING	1602 BURGANDY		78.72			11.18	89.90	2/8/2018	6/29/2016	12/17/2010	8/14/2015
192	FI	32-91-02650-07	JACKIE CALDERON	904 MALAGA RD		3.72	64.14	64.75	1.33	133.94	2/8/2018	10/22/2015	10/22/2003	2/10/2015
193	FI	32-91-50400-04	JOSE J VASQUEZ JR	4411 REDBUD		18.61	65.18	62.08	2.58	148.45		11/5/2015	9/26/2014	5/14/2015
194	FI	32-91-50400-05	MERCEDES M ERIVES	4411 REDBUD		9.60	60.33	85.54	1.56	157.03		8/24/2016	9/1/2015	11/9/2015
195	FI	32-91-51250-25	EDNA VELA	4404 WILLOW		9.39	81.02	34.00	1.34	125.75	2/8/2018	10/29/2015	12/10/2014	3/12/2015
196	FI	32-91-52550-06	JOSE GONZALEZ	4401 MIMOSA		26.11	40.51	28.02	2.87	97.51		5/24/2016	12/26/2014	7/16/2015
197	FI	34-99-10830-02	LIME ROCK RES *GAL	NORTHWEST ARTESIA UNIT		12,770.86			918.44	13,689.30		12/10/2015	3/5/2009	12/10/2015
198		Septage	Viper Services							12,519.60				
						18,074.75	13,683.78	7,547.51	1,621.88	53,447.52				

CITY OF CARLSBAD

AGENDA BRIEFING MEMORANDUM

Council Meeting Date: 26 MAY 2020

DEPARTMENT: Legal	**BY:** E. Riordan	**DATE**: May 19, 2020

SUBJECT:

Request by New Mexico Gas Company for a 50' permanent gas line easement with an additional 25' temporary construction easement on City-owned property southeast of the City limits near Refinery Road (County Road 605) and Old Post Road (County Road 607)

BACKGROUND, ANALYSIS AND IMPACT: (Safety and Welfare/Financial/Personnel/Infrastructure/etc.)

The New Mexico Gas Company wishes to place a gas transmission line and related facilities across City-owned property southeast of the City limits. The property is primarily open, undeveloped land. The Gas Company wants a 50' permanent easement with an additional 25' for a temporary construction easement. The proposed easement is 7,415.18 feet long or about 450 rods. As compensation for the easement, the Gas Company would pay the City $150/rod for a total of $67,410.

DEPARTMENT RECOMMENDATION:

Authorize the Mayor and staff to execute the permanent and temporary easements and all related documents

BOARD/COMMISSION/COMMITTEE ACTION: N/A

□ P & Z	□ Lodgers Tax Board	□ Cemetery Board	} □ **APPROVED**	
□ Museum Board	□ San Jose Board	□ Water Board	}	
□ Library Board	□ North Mesa Board	□ _____ Committee	} □ **DISAPPROVED**	

Reviewed by:

City Administrator /s/ John Lowe **Date:** 05-21-20

ATTACHMENT(S):

Temporary Construction Easement, Permanent Easement, Purchase Agreement, and related Exhibits

PURCHASE AGREEMENT FOR THE GRANT OF A NATURAL GAS TRANSMISSION LINE EASEMENT

This Purchase Agreement for the Grant of a Natural Gas Transmission Line Easement ("**Agreement**") is entered into between the City of Carlsbad ("**Seller**"), having an address of 101 N. Halagueno, Carlsbad, NM 88220, and New Mexico Gas Company, Inc., a Delaware corporation, its successors and assigns ("**Buyer**"), having its principal place of business at 7120 Wyoming Blvd. NE, Suite 20, Albuquerque, NM 87109. Both Seller and Buyer hereinafter collectively referred hereto as "**Parties**."

WHEREAS, Seller owns the certain real property as identified on the attached Exhibit A-1, located in Eddy County, State of New Mexico (the "**Property**"); and

WHEREAS, Seller wishes to grant to Buyer a perpetual easement fifty feet (50') in width across the Property for the purposes set forth below. The general location of the easement is attached hereto as Exhibit A-1, pursuant to the terms of the Agreement.

1. **Consideration**. Buyer shall pay to Seller $67,410.00 ("Payment"). In consideration of the Payment from Buyer to Seller, Seller agrees to execute the Agreement, execute a Grant of Easement, as defined below, in favor of the Buyer, and grant a Temporary Construction Easement ("TCE"), as defined below, in favor of Buyer. In addition, the Payment includes any damages caused by Buyer, including, damages caused to crops, damages caused by Buyer's due diligence activities, as defined below, damages caused by Buyer's construction of the pipeline, and damages caused by Buyer's exercise of any and all of Buyer's rights under the Agreement, the Grant of Easement and the Grant of TCE. ***Seller acknowledges the receipt and sufficiency of the consideration.*** Upon execution of the Agreement, Seller shall execute and grant to Buyer, (1) a perpetual easement, including free access to, from and over the Easement, along with the right of reasonable ingress and egress upon, over and across the Property, to access the Easement by use of existing roads and trails whenever available. Buyer is not required to make, but may make repairs to impassible portions of existing roads or trails. To the extent Buyer must access the Easement using routes other than on existing roads and trails, Buyer will reasonably repair and restore any damage to the Property caused by Buyer, so that Buyer may utilize the Easement for the purposes set forth in the Purchase Agreement and the Grant of Easement, attached hereto as Exhibit B ("**Easement**"); and (2) a TCE attached hereto as Exhibit C. The Easement by the Seller conveys to Buyer the perpetual right to construct, operate, maintain, repair and replace (1) facilities for the transmission and/or distribution of natural gas, and (2) one or more fiber optic and other communication lines, cables, and conduits together with any related improvements, equipment, fixtures, appurtenances and structures for the utilization of fiber optic and other communications to be used in connection with and related to Grantee's operations, including, but not limited to, any improvements, appurtenances and facilities related thereto. All physical property, including transmission and distribution lines, improvements, appurtenances are referred to as "**Facilities**." The TCE shall be for a period of 12 months, beginning on June 1, 2020 and ending on June 1, 2021.

In connection with the Agreement:

(a) Seller shall execute the Easement and TCE at the same time Seller executes this Agreement and deliver the original Agreement, Easement and TCE to Buyer. Buyer shall record the Easement in the real property records office of Eddy County, New Mexico, upon Buyer's execution of the Agreement. Buyer will commission a surveyor licensed in the State of New Mexico to create a precise legal description of the Easement described in Exhibit A-1 to the Easement. Seller authorizes Buyer to record this legal description and survey (drawing) in the real property records office of Eddy County, New Mexico. This survey shall supersede and replace the map attached to the Easement as Exhibit A-1.

(b) Concurrently with the Seller's delivery of Seller's signature to the Agreement, Easement and TCE, Seller also agrees to deliver to Buyer the Seller's completed and executed Form W-9 containing Seller's tax identification number.

(c) Upon receipt and approval by Buyer of the Agreement, Easement and TCE, Buyer shall tender the Payment to Seller within thirty (30) days of such receipt and approval.

(d) The Easement shall run with the Property. The Easement shall be binding on the Property and Seller together with any person or entity which has or claims an interest in the Property, including, Seller's mortgagees, assignees, and respective successors and assigns, heirs, personal representatives, tenants or persons claiming by, through or under them.

2. **Buyer Pre-Construction Access**. Seller authorizes Buyer and its employees, contractors, consultants, and agents ("**Buyer Parties**") to enter the Property prior to construction of the Facilities to perform surveys, land surveys, archeological, cultural, and biological surveys, engineering and feasibility studies, geotechnical studies, borings, and other evaluations, inspections and investigations that Buyer or the Buyer Parties, in their sole discretion, deem necessary or desirable in connection with the Easement and the rights granted therein (collectively, "**Due Diligence Activities**"). All Due Diligence Activities shall be solely at Buyer's expense. Buyer agrees to repair or pay for any damage to the Property caused by Buyer or any of the Buyer Parties in conjunction with the Due Diligence Activities, other than normal damage to Seller's crops, which estimated damage is incorporated into the total consideration. Buyer and the Buyer Parties shall comply with all applicable governmental requirements, including applicable laws, ordinances, and regulations.

3. **Seller Rights**. Seller shall have the right to use the Easement, including the right to construct water lines, provided such uses do not interfere with Buyer's rights and permitted uses of the Easement pursuant to the Agreement, and do not violate any applicable safety laws. Prior to any construction within the Easement, Seller must provide Buyer the construction plans for Buyer's safety review and approval. Buyer's approval shall not be withheld unless there is a safety or operational issue impacting Buyer's facilities within the Easement. Buyer and Seller will work together in an effort to resolve any such issues.

Seller shall not use the Easement to drill any well, construct any building or other structure, or change the existing grade, without in each case the prior written consent of Buyer. Seller acknowledges and agrees that during the initial construction of the Facilities or during any significant maintenance or repair activities on the Facilities, Seller may not have access to or use

of some portions of the Easement for any purpose so as to avoid interfering with such construction or other maintenance or repair work and in order to allow Buyer to maintain the safety of persons and property during such construction, other maintenance activities, or repair work. Seller acknowledges that Seller's rights and restrictions set forth in this paragraph are applicable to any third-parties who may be granted property rights by Seller in area described in Exhibit A-1.

4. **Seller Representations and Warranties**. Seller, for itself and its heirs, successors and assigns, represents, warrants and covenants to Buyer as of the date of recording of the Easement that:

(a) Seller is the sole and lawful owner of the Property in fee simple and has full right and power to enter into the Agreement and grant and convey the Easement as herein provided. The Agreement is binding and enforceable against Seller in accordance with its terms.

(b) To Seller's knowledge, neither the execution and delivery of the Agreement nor the recording of the Easement will (i) constitute a breach under any contract or agreement to which Seller is a party or by which Seller is bound or affected or that affects the Property or any part thereof or (ii) require that Seller obtain any consent, approval or authorization of, or make any declaration or filing with, any governmental authority or third party that has not been obtained or (iii) result in the creation of any lien, charge or encumbrance upon the Property.

(c) There are no actions, suits or proceedings of any kind pending or to the best of Seller's knowledge and belief, threatened against the Seller which relate to the Property or against the Property. To the best of Seller's knowledge there are no pending or threatened condemnation actions affecting the Property or any violations with regard to any applicable law, regulation, ordinance, requirement, covenant, condition or restriction relating to the present use, occupancy or condition of the Property from any person, authority or agency having jurisdiction over the Property.

(d) Seller is not aware of any toxic or hazardous substances, material or wastes including, but not limited to, asbestos, lead, oil and petroleum products, and those substances within the scope of all federal, state and local environmental laws and ordinances including the Resource Conservation and Recovery Act, the Comprehensive Environmental Response Compensation and Liability Act, the Superfund Amendment and Reauthorization Act of 1986 and any and all local, state and federal laws, ordinances or regulations which address the subject (herein "**Hazardous Substances**"), located on, in, above, or under the Property. Neither Seller nor any of its affiliates have generated, recycled, reused, sold, stored, handled, transported or disposed of any Hazardous Substance on the Property during any period of time Seller has owned an interest in the Property. To the best of Seller's knowledge, the Property has never been used as a dump, landfill or other similar use, the Property has never had an above ground or an underground storage tank located on it, and the Property complies with all applicable local, state and federal environmental laws, regulations, ordinances or administrative or other judicial orders relating to the generation, recycling, reuse, sale, storage, handling, transport or disposal of any Hazardous Substances.

(e) Seller is not aware of any unpaid liens or assessments, or items which could result in a lien, related to the Property. No work has been performed, or is in progress, and no materials have been furnished at or to the Property that could give rise to mechanics', materialmen's or other liens against the Property.

(f) Seller is not a foreign person selling property as described in the Foreign Investment in Property Tax Act.

(g) There exist no recorded or unrecorded real estate contracts, installment sales agreements, options, rights of first refusal, contracts or similar rights of any kind affecting ownership to the Property.

(h) There are no adverse parties in possession of the Property or any part thereof.

(i) Seller has not: (i) made a general assignment for the benefit of creditors; (ii) filed any voluntary petition in bankruptcy, or received notice of the filing of any involuntary petition in bankruptcy against Seller; (iii) received notice of the appointment of a receiver to take possession of all or substantially all of Seller's assets; (iv) received notice of the attachment or other judicial seizure of all or substantially all of Seller's assets; (v) within 12 months preceding the date of the Agreement, admitted in writing its inability to pay its debts as they come due; or (vi) made an offer of settlement, extension or composition to its creditors generally.

(j) No party other than Buyer has exclusive right to possession of any portion of the Easement. The Property currently is not under contract to be sold or conveyed in whole, or in part to any other party, and no party currently has a contract to purchase, an option to purchase, or first right of refusal to purchase the Property or Easement. ***Seller shall promptly notify Buyer of any existing, or new, contracts that may affect the conveyance of the Easement to Buyer.***

Seller's representations and warranties shall survive the recording of the Easement.

5. **Assignment**. Buyer shall have the unrestricted right to sell, assign, mortgage, convey, contribute, lease or otherwise transfer all or any of its rights under the Agreement and the Easement at any time and from time to time. In the event of any such sale, assignment, conveyance, contribution, lease, or other transfer by Buyer of its interests in the Agreement (in whole or in part), Buyer shall be released from its obligations under the Agreement to the extent of such sale, assignment, conveyance, contribution, lease, or other transfer, provided that the purchaser, successor, assignee, lessee, buyer, or transferee assumes such obligations of Buyer under the Agreement.

6. **Controlling Agreements**. Buyer and Seller agree that no other agreements, written or verbal, exist between the parties to this transaction, and that the Agreement and the Easement supersede and replace any prior written or unwritten agreements between Seller and Buyer regarding the subject matter of the Agreement.

7. **Agreements Run with Land**. The Agreement together with the Easement shall run with the Property. The Agreement and the Easement shall be binding on the Property and Seller together with any person or entity which has or claims an interest in the Property, including,

Seller's mortgagees, assignees, and respective successors and assigns, heirs, personal representatives, tenants or persons claiming by, through or under them.

8. **Governing Law and Disputes**. The Agreement shall be governed by and interpreted in accordance with the laws of the State of New Mexico. Seller and Buyer agree to first attempt to settle any dispute arising out of or in connection with the Agreement by good faith negotiation. If Seller and Buyer are unable to resolve amicably any dispute arising out of or in connection with the Agreement, each shall have all remedies available at law or in equity. In the event of any dispute in connection with the Agreement, the prevailing party shall be entitled to an award of its court costs and reasonable attorneys' fees. Exclusive venue for any dispute shall be the state or federal court located in New Mexico with jurisdiction over the Property.

9. **Indemnification**. Buyer agrees to indemnify, defend, protect and hold Seller, its successor and assigns harmless from and against any and all Claims regarding the Easement arising out of and resulting from Buyer's negligence, except to the extent such facts and circumstances arise on account of Seller's negligence or willful misconduct. The indemnities provided under this paragraph shall survive the recording of the Easement.

10. **Mortgagees**. Seller hereby consents to Buyer contacting any lenders, mortgagees or other holders of liens or interests in the Property established prior to the recording date of the Easement (collectively, "**Mortgagees**") to secure a subordination and/or non-disturbance agreement from any Mortgagees in recordable form for the benefit of Buyer. Upon the request of Buyer, Seller agrees to fully cooperate with Buyer in order to secure a subordination and/or non-disturbance agreement from all Mortgagees.

11. **Multiple Counterparts**. The Agreement may be executed in multiple counterparts and, when executed by all parties, shall constitute one agreement effective and binding on all parties. Photocopied or electronic copies of signatures on the Agreement shall constitute originals.

12. **Surface Owners Protection Act**. Seller shall promptly notify Buyer of any correspondence, documentation or notice related to mineral rights in, on or under the Property, including without limitation, any correspondence, documentation or notice under the Surface Owners Protection Act, NMSA 1978, Section 70-12-1 et. seq. Seller shall have the right to direct the response and negotiations with the mineral interest right holder with regard to the use of the surface of the Property or any other use that may affect Buyer's rights to use the Property as set out in the Agreement, Easement and TCE. Buyer shall be entitled to compensation from the mineral interest right holder or any bond posted by the mineral interest right holder for the cost of repairing or replacing Buyer's Facilities on the Property, and Seller shall reasonably cooperate with Buyer to obtain compensation for damage to Buyer's Facilities.

13. **Indemnity Savings Provision**. To the extent, if at all, a court of competent jurisdiction determines that Section 56-7-1 NMSA 1978 applies to any indemnification provisions in the Agreement, including certain types of insurance coverage as set forth in Section 56-7-1 NMSA 1978, such contractual indemnities shall not extend to liability, claims, damages, losses or expenses, including attorney fees, arising out of bodily injury to persons or damage to property caused by or resulting from, in whole or in part, the negligence, act or omission of the indemnitee or additional insured, as the case may be, its officers, employees or agents and shall further be modified, if required, by the provisions of Section 56-7-1(B) NMSA 1978.

[Remainder of page left intentional blank –

Signature pages follow]

Seller:

City of Carlsbad

Name:_____

SELLERS ACKNOWLEDGMENT

STATE OF _____)
) ss.
COUNTY OF _____)

This instrument was acknowledged before me on the _____ day of _____, 20____, by _____, in his capacity as _____, for the City of Carlsbad.

(seal)

_____
Notary Public
My Commission Expires:_____

Buyer:

NEW MEXICO GAS COMPANY INC.

By:_____
Name: _____
As Its: _____

BUYER ACKNOWLEDGMENT

STATE OF _____)
) ss.
COUNTY OF _____)

This instrument was acknowledged before me on the _____ day of _____, 20_____, by _____, the _____ of NEW MEXICO GAS COMPANY, INC., a Delaware corporation.

(seal)

_____
Notary Public
My Commission Expires:_____

EXHIBIT "A-1"

0' 250' 500' 1000' 1500' 2000' 3000' 4000' 5000'

GRAPHIC SCALE - 1 inch = 1000 feet

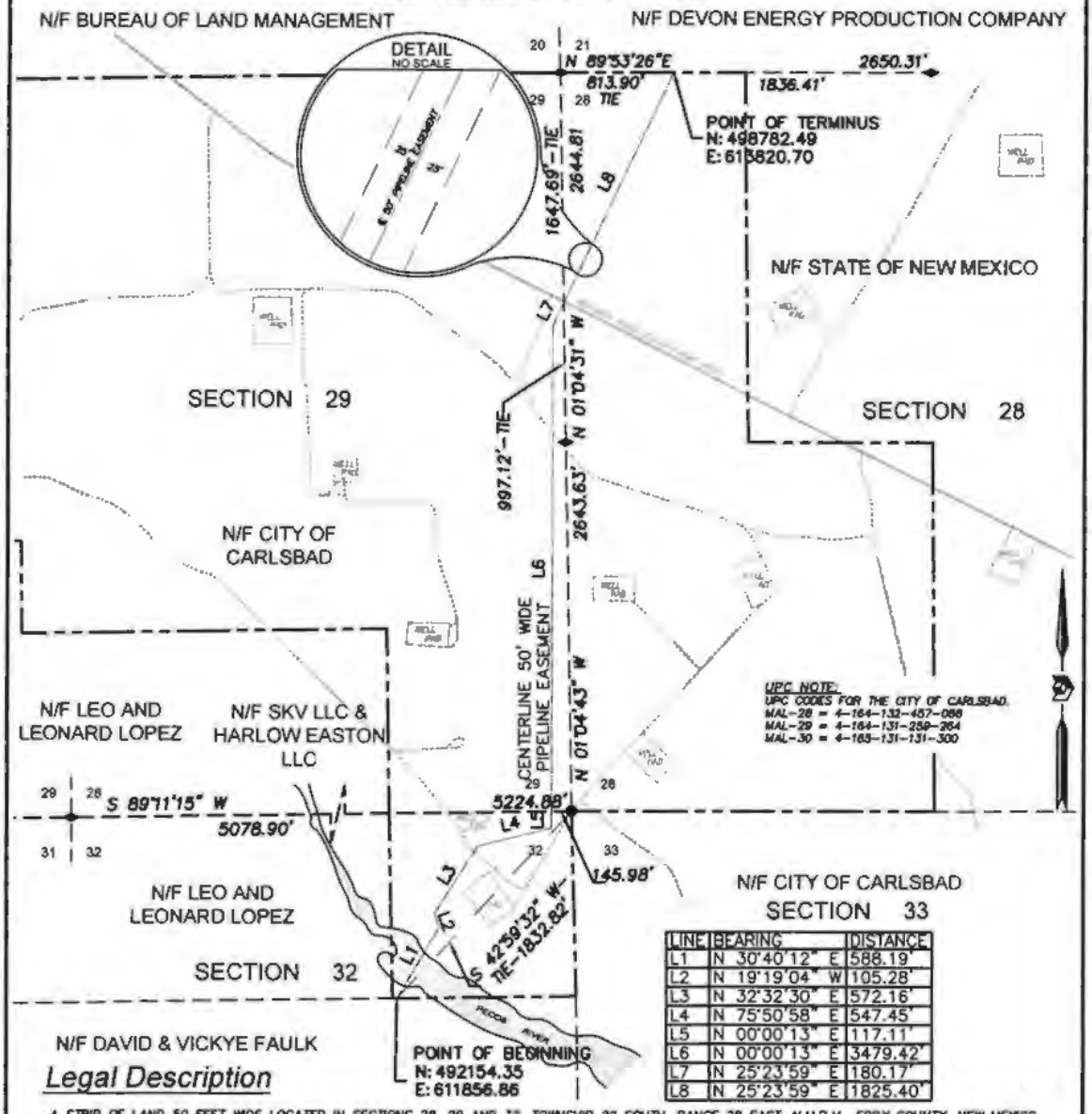

LINE	BEARING	DISTANCE
L1	N 30°40'12" E	588.19'
L2	N 19°19'04" W	105.28'
L3	N 32°32'30" E	572.16'
L4	N 75°50'58" E	547.45'
L5	N 00°00'13" E	117.11'
L6	N 00°00'13" E	3479.42'
L7	N 25°23'59" E	180.17'
L8	N 25°23'59" E	1825.40'

Legal Description

A STRIP OF LAND 50 FEET WIDE LOCATED IN SECTIONS 28, 29 AND 32, TOWNSHIP 22 SOUTH, RANGE 28 EAST, N.M.P.M., EDDY COUNTY, NEW MEXICO AND BEING 25 FEET LEFT AND RIGHT OF THE FOLLOWING DESCRIBED CENTERLINE:

BEGINNING AT A POINT ALONG THE SOUTHERN BOUNDARY OF THE NORTHEAST QUARTER OF THE NORTHEAST QUARTER OF THE ABOVE DESCRIBED SECTION 32, WHICH BEARS S. 42°59'32" W. A DISTANCE OF 1832.82 FEET FROM THE CORNER OF SECTIONS 28, 29, 32 AND 33, A FOUND NO. 4 REBAR WITH ILLEGIBLE YELLOW PLASTIC CAP; THENCE FROM SAID POINT OF BEGINNING BEARING N. 30°40'12" E. A DISTANCE OF 588.19 FEET TO AN ANGLE POINT; THENCE BEARING N. 19°19'04" W. A DISTANCE OF 105.28 FEET TO AN ANGLE POINT; THENCE BEARING N. 32°32'30" E. A DISTANCE OF 572.16 FEET TO AN ANGLE POINT, THENCE BEARING N. 75°50'58" E. A DISTANCE OF 547.45 FEET TO AN ANGLE POINT; THENCE BEARING N. 00°00'13" E. A DISTANCE OF 117.11 FEET TO THE SOUTHERN BOUNDARY OF SECTION 29, THENCE BEARING N. 00°00'13" E. A DISTANCE OF 3479.42 FEET TO AN ANGLE POINT; THENCE BEARING N. 25°23'59" E. A DISTANCE OF 180.17 FEET TO THE WESTERN BOUNDARY OF SECTION 28, THENCE BEARING N. 25°23'59" E. A DISTANCE OF 1825.40 FEET TO THE NORTHERN BOUNDARY OF SECTION 28 AND THE NORTHERLY TERMINUS OF THE HEREIN DESCRIBED EASEMENT. SAID STRIP OF LAND BEING 7415.18 FEET OR 449.40 RODS IN TOTAL LENGTH AND CONTAINING 370,759 SQUARE FEET OR 8.5115 ACRES MORE OR LESS.

Legend

- N 90°00'00" E MEASURED BEARING AND DISTANCES
- FOUND AND USED MONUMENT AS NOTED.
- FOUND GENERAL LAND OFFICE MONUMENT AS NOTED.
- DIRT ROAD
- PROPERTY LINE
- CENTERLINE OF 50' WIDE PIPELINE EASEMENT

Surveyor's Certificate

I, Larry W. Medrano, a Registered Professional Surveyor under the laws of the State of New Mexico, hereby certify that this exhibit was prepared from field notes of an actual survey meeting the minimum requirements for this classification of survey (un-classified surveying) as per the Minimum Standards for Land Surveying in New Mexico as adopted by the New Mexico Board of Licensure for Engineers and Surveyors, and is true and correct to the best of my knowledge and belief.

Digitally signed by Larry W Medrano
Reason: I attest to the accuracy and integrity of this document

Date: April 06, 2020

LARRY W. MEDRANO
N.M.P.S. No. 11993

LARRY W. MEDRANO NEW MEXICO 11993 REGISTERED PROFESSIONAL SURVEYOR

PRECISION SURVEYS, INC.
OFFICE LOCATION:
8200 San Mateo Boulevard, NE
Albuquerque, NM 87113
505.856.5700 PHONE
505.856.7900 FAX

NMGC PARCEL NO. MAL-28, MAL-29 & MAL-30

COORDINATE AND DIMENSION INFORMATION		PROPERTY INFORMATION		SURVEY INFORMATION			PROJECT INFORMATION
STATE PLANE ZONE: NEW MEXICO-EAST	GRID/GROUND COORDINATES: GRID	OWNER: CITY OF CARLSBAD		DATE OF SURVEY: 11/25/19 THRU 3/05/20			NAME: MALAGA PIPELINE
HORIZONTAL DATUM: NAD83	VERTICAL DATUM: NAVD88	NMGC DESIGNATION: MAL-28, MAL-29, MAL-30		DATE OF EXHIBIT: 3/06/2020	DRAWN BY: KJS	CHECKED BY: LM	
CONTROL USED: NATIONAL GEODETIC SURVEY		PUBLIC LANDS SURVEY SYSTEM INFORMATION: SEC. 28, 29 & 32 T. 22 S., R. 28 E., N.M.P.M.		REVISION #	DESCRIPTION	DATE	PREPARED FOR: New Mexico GAS COMPANY AN EMERA COMPANY
COMBINED SCALE FACTOR: GRID TO GROUND: 1.00023152139 GROUND TO GRID: 0.99976853220	DISTANCE ANNOTATION: GROUND BEARING ANNOTATION: GRID	CITY: VICINITY OF LOVING	UPC CODE: SEE UPC NOTE				
		COUNTY: EDDY COUNTY	STATE: NEW MEXICO	PS JOB NUMBER: 19-2103		SHEET NUMBER: 1 of 1	

NEW MEXICO GAS COMPANY
GRANT OF EASEMENT

This Grant of Easement is executed pursuant to the Purchase Agreement for Natural Gas Transmission Line Easement, dated _____, ("Purchase Agreement").

THIS GRANT OF EASEMENT ("Grant of Easement") made this _____ day of _____, 20 _____ by and between the CITY OF CARLSBAD "**Grantor**") and NEW MEXICO GAS COMPANY, INC., a Delaware corporation and its successors and assigns ("**Grantee**"). Grantor and Grantee collectively referred to as "Parties".

The Parties agree as follows:

Grantor owns that certain real property identified on the attached Exhibit 'A-1', located in Eddy County, State of New Mexico (the "**Property**"). Grantor, for the valuable consideration as set forth in the Purchase Agreement the receipt of which is acknowledged, does hereby, grant and convey unto Grantee a perpetual easement on, over, beneath, through and across the Property ("**Easement**"). The location of the Easement is generally shown on the map attached hereto as Exhibit 'A-1.' Grantee has the right to utilize the Easement to build, install, rebuild, construct, reconstruct, locate, relocate, change, upgrade, remove, replace, modify, renew, operate, maintain, inspect, and repair (1) one or more gas pipelines together with any related improvements, equipment, fixtures, appurtenances and structures for the transmission and distribution of natural gas, and (2) one or more fiber optic and other communication lines, cables, and conduits together with any related improvements, equipment, fixtures, appurtenances and structures for the utilization of fiber optic and other communications to be used in connection with and related to Grantee's operations (collectively referred to as "**Facilities**"). Grantee has free access to, from and over the Easement, along with the right of reasonable ingress and egress upon, over and across the Property, to access the Easement by use of existing roads and trails whenever available. Grantee is not required to make, but may make repairs to impassible portions of existing roads or trails. To the extent Grantee must access the Easement using routes other than on existing roads and trails, Grantee will reasonably repair and restore any damage to the Property caused by Grantee so that Grantee may utilize the Easement for the purposes set forth in the Purchase Agreement and the Grant of Easement. Grantee may trim and remove any trees, shrubs, bushes or vegetation and remove any structures to ensure that Grantee complies with all safety requirements and to ensure there is no interference with Grantee's rights to utilize the Easement for the purposes set forth in the Purchase Agreement and the Grant of Easement. Grantor hereby covenants and warrants that Grantor is the true and lawful owner in fee simple of the land described herein and has full authority to grant the rights contained in the Purchase Agreement and the Grant of Easement.

. Grantor shall have the right to use the Easement, including the right to construct water lines, provided such uses do not interfere with Grantee's rights and permitted uses of the Easement pursuant to the Agreement, and do not violate any applicable safety laws. Prior to any construction within the Easement, Grantor must provide Grantee the construction plans for Grantee's safety review and approval. Grantee's approval shall not be withheld unless there is a safety or operational issue impacting Grantee's facilities within the Easement. Grantor and Grantee will work together in an effort to resolve any such issues. Grantor shall not use the Easement to drill any well, construct any building or other structure, or change the existing grade, without in each case the prior written consent of Grantee. Grantor acknowledges and agrees that during the initial construction of the Facilities or during any significant maintenance or repair activities on the Facilities, Grantor may not have access to or use of some portions of the Easement for any purpose so as to avoid interfering with such construction or other maintenance or repair work and in order to allow Grantee to maintain the safety of persons and property during such construction, other maintenance activities, or repair work. Grantor acknowledges that Grantor's rights and restrictions set forth in this paragraph are applicable to any third-parties who may be granted property rights by Grantor in area described in Exhibit A-1. Grantor shall not permit any other party to conduct any activity on the Property and the Easement that interferes with Grantee's exercise of the rights granted and conveyed by Grantor to Grantee in the Purchase Agreement and the Grant of Easement.

The final location of the Easement shall be determined by survey following the completion of construction. Grantor agrees that Grantee may record the final survey in the Eddy County records and that the recording of this final survey shall replace and supersede the map attached to the Grant of Easement as Exhibit 'A-1.'

The Grant of Easement shall inure to the benefit of and bind the heirs, executors, mortgagees, lessees, tenants, successors and assigns of the parties hereto and shall run with the land. Grantee shall have the unrestricted right to sell, transfer, assign, pledge, mortgage, lease, grant licenses or other use or occupancy rights with respect to, or otherwise dispose of, in whole or in part, any interest in this Grant of Easement, and such assigns shall have the right to convey, in whole or in part, the rights granted to them by Grantee.

WITNESS by my hand and seal on this _____day of _____, 20_____.

_____ (SIGNATURE)

ACKNOWLEDGMENT FOR ENTITY

STATE OF _____

COUNTY OF _____

This instrument was acknowledged before me on the _____ day of

_____, 20_____,

by _____
(Name of Officer) (Title of Officer)

of _____.
(City Acknowledgment)

My Commission expires:
(Seal)

_____
Notary Public

FOR RECORDER'S USE ONLY

NMGC R/W NUMBER

NMGC GATS NUMBER

EXHIBIT B

EXHIBIT "A-1"

GRAPHIC SCALE - 1 inch = 1000 feet

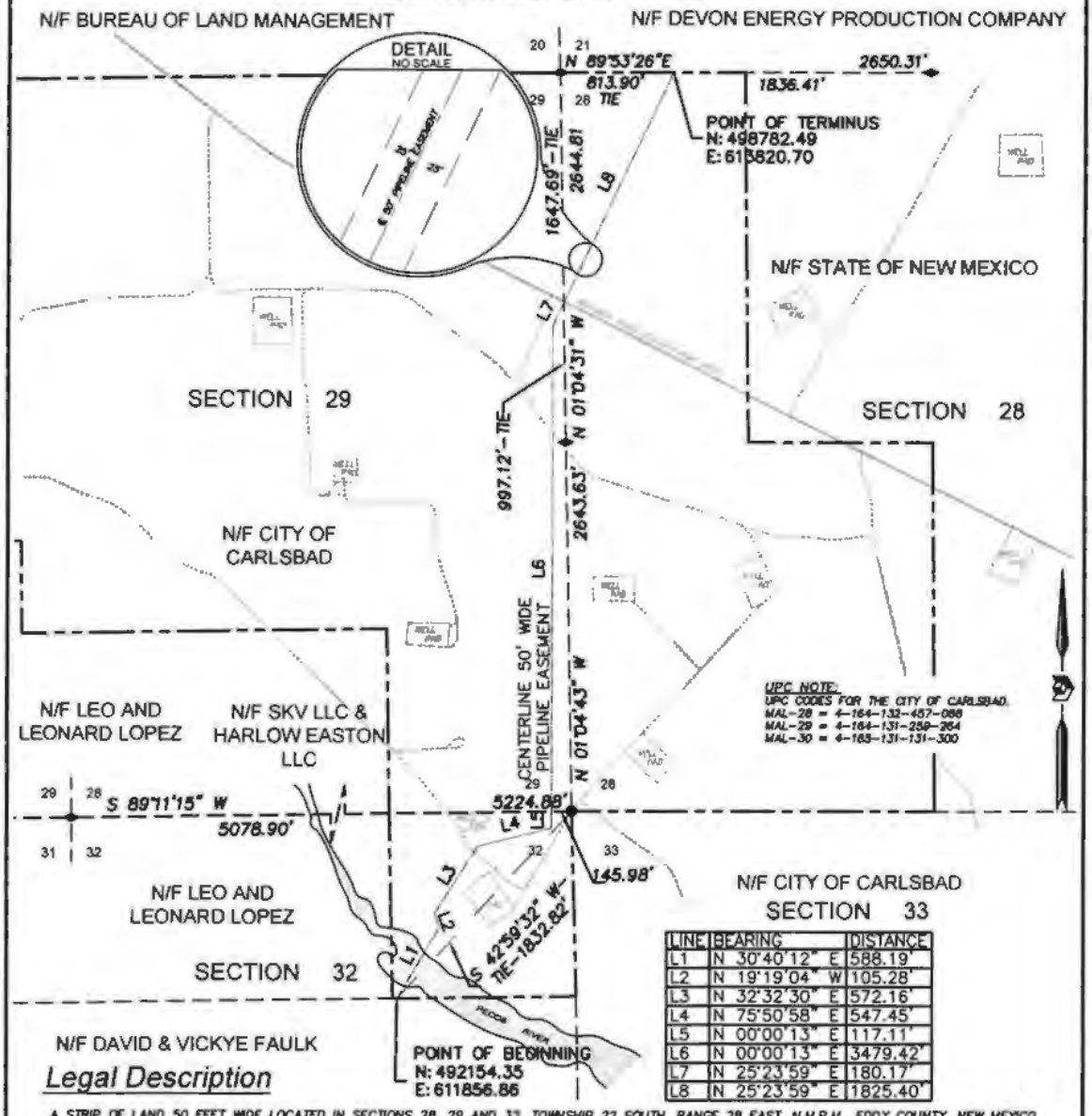

LINE	BEARING	DISTANCE
L1	N 30°40'12" E	588.19'
L2	N 19°19'04" W	105.28'
L3	N 32°32'30" E	572.16'
L4	N 75°50'58" E	547.45'
L5	N 00°00'13" E	117.11'
L6	N 00°00'13" E	3479.42'
L7	N 25°23'59" E	180.17'
L8	N 25°23'59" E	1825.40'

Legal Description

A STRIP OF LAND 50 FEET WIDE LOCATED IN SECTIONS 28, 29 AND 32, TOWNSHIP 22 SOUTH, RANGE 28 EAST, N.M.P.M., EDDY COUNTY, NEW MEXICO AND BEING 25 FEET LEFT AND RIGHT OF THE FOLLOWING DESCRIBED CENTERLINE:

BEGINNING AT A POINT ALONG THE SOUTHERN BOUNDARY OF THE NORTHEAST QUARTER OF THE NORTHEAST QUARTER OF THE ABOVE DESCRIBED SECTION 32, WHICH BEARS S. 42°59'32" W. A DISTANCE OF 1832.82 FEET FROM THE CORNER OF SECTIONS 28, 29, 32 AND 33, A FOUND NO. 4 REBAR WITH ILLEGIBLE YELLOW PLASTIC CAP; THENCE FROM SAID POINT OF BEGINNING BEARING N. 30°40'12" E. A DISTANCE OF 588.19 FEET TO AN ANGLE POINT; THENCE BEARING N. 19°19'04" W. A DISTANCE OF 105.28 FEET TO AN ANGLE POINT; THENCE BEARING N. 32°32'30" E. A DISTANCE OF 572.16 FEET TO AN ANGLE POINT, THENCE BEARING N. 75°50'58" E. A DISTANCE OF 547.45 FEET TO AN ANGLE POINT; THENCE BEARING N. 00°00'13" E. A DISTANCE OF 117.11 FEET TO THE SOUTHERN BOUNDARY OF SECTION 29, THENCE BEARING N. 00°00'13" E. A DISTANCE OF 3479.42 FEET TO AN ANGLE POINT; THENCE BEARING N. 25°23'59" E. A DISTANCE OF 180.17 FEET TO THE WESTERN BOUNDARY OF SECTION 28, THENCE BEARING N. 25°23'59" E. A DISTANCE OF 1825.40 FEET TO THE NORTHERN BOUNDARY OF SECTION 28 AND THE NORTHERLY TERMINUS OF THE HEREIN DESCRIBED EASEMENT. SAID STRIP OF LAND BEING 7415.18 FEET OR 449.40 RODS IN TOTAL LENGTH AND CONTAINING 370,759 SQUARE FEET OR 8.5115 ACRES MORE OR LESS.

Legend

- N 90°00'00" E — MEASURED BEARING AND DISTANCES
- FOUND AND USED MONUMENT AS NOTED.
- FOUND GENERAL LAND OFFICE MONUMENT AS NOTED.
- DIRT ROAD
- PROPERTY LINE
- CENTERLINE OF 50' WIDE PIPELINE EASEMENT

Surveyor's Certificate

I, Larry W. Medrano, a Registered Professional Surveyor under the laws of the State of New Mexico, hereby certify that this exhibit was prepared from field notes of an actual survey meeting the minimum requirements for this classification of survey (un-classified surveying) as per the Minimum Standards for Land Surveying in New Mexico as adopted by the New Mexico Board of Licensure for Engineers and Surveyors, and is true and correct to the best of my knowledge and belief.

Digitally signed by Larry W Medrano
Reason: I attest to the accuracy and integrity of this document

Date: April 06, 2020

LARRY W. MEDRANO
N.M.P.S. No. 11993

LARRY W. MEDRANO NEW MEXICO 11993 REGISTERED PROFESSIONAL SURVEYOR

PRECISION SURVEYS, INC.
OFFICE LOCATION: 8200 San Mateo Boulevard, NE Albuquerque, NM 87113
505.856.5700 PHONE
505.856.7900 FAX

NMGC PARCEL NO. MAL-28, MAL-29 & MAL-30

COORDINATE AND DIMENSION INFORMATION		PROPERTY INFORMATION		SURVEY INFORMATION		PROJECT INFORMATION
STATE PLANE ZONE: NEW MEXICO-EAST	GRID/GROUND COORDINATES: GRID	OWNER: CITY OF CARLSBAD		DATE OF SURVEY: 11/25/19 THRU 3/05/20		NAME: MALAGA PIPELINE
HORIZONTAL DATUM: NAD83	VERTICAL DATUM: NAVD88	NMGC DESIGNATION: MAL-28, MAL-29, MAL-30		DATE OF EXHIBIT: 3/06/2020	DRAWN BY: KJS / CHECKED BY: LM	
CONTROL USED: NATIONAL GEODETIC SURVEY		PUBLIC LANDS SURVEY SYSTEM INFORMATION: SEC. 28, 29 & 32 T. 22 S., R. 28 E., N.M.P.M.		REVISION # / DESCRIPTION / DATE		PREPARED FOR: New Mexico GAS COMPANY AN EMERA COMPANY
COMBINED SCALE FACTOR: GRID TO GROUND: 1.00023152139 / GROUND TO GRID: 0.99976853220	DISTANCE ANNOTATION: GROUND / BEARING ANNOTATION: GRID	CITY: VICINITY OF LOVING	UPC CODE: SEE UPC NOTE			
		COUNTY: EDDY COUNTY	STATE: NEW MEXICO	PS JOB NUMBER: 19-2103	SHEET NUMBER: 1 of 1	

TEMPORARY CONSTRUCTION EASEMENT AGREEMENT

THIS AGREEMENT is entered into this _____ day of _____, 20_____, by and between the **CITY OF CARLSBAD** ("Grantor"), and **NEW MEXICO GAS COMPANY, INC.**, a Delaware corporation, its successors and assigns ("Grantee").

WHEREAS Grantor owns that certain real property as identified on the attached Exhibit A-1, located in Eddy County, State of New Mexico (the "**Property)**

WHEREAS Grantor wishes to grant to Grantee a temporary construction easement across the Property for the purposes set forth below ("TCE"). The general location of the TCE is attached hereto as Exhibit A-1,

WHEREAS Grantee desires to temporarily use and occupy the TCE as a temporary construction lay-down yard and equipment storage yard while constructing a high-pressure natural gas pipeline in this vicinity.

NOW THEREFORE it is hereby agreed as follows:

1) Grantor grants Grantee the full right to use and occupy the TCE for any activities related and necessary to install an underground high-pressure natural gas pipeline for one year from June 1, 2020 until June 1, 2021.

2) Grantee shall obtain all permits required by any governmental authority for its intended use of the TCE.

3) Grantee shall perform a Transaction Screen Analysis both prior to and after its use of the TCE.

4) In its use of the TCE, Grantee shall have the right to grade the TCE and remove any vegetation, soil or rocks.

5) Before vacating the TCE, Grantee shall reasonably repair any damage to the TCE caused by Grantee.

6) Grantee has free access to, from and over the TCE, along with the right of reasonable ingress and egress upon, over and across the Property, to access the TCE so that Grantee may utilize the TCE for the purposes set forth in the Purchase Agreement and the TCE.

AGREED:

GRANTOR:
CITY OF CARLSBAD

By: _____

Name: _____
(Print Name)

Title: _____
(Print Title)

GRANTEE:
NEW MEXICO GAS COMPANY, INC.

By: _____

Name: _____
(Print Name)

Title: _____
(Print Title)

EXHIBIT C

EXHIBIT "A-1"

0' 250' 500' 1000' 1500' 2000' 3000' 4000' 5000'

GRAPHIC SCALE - 1 inch = 1000 feet

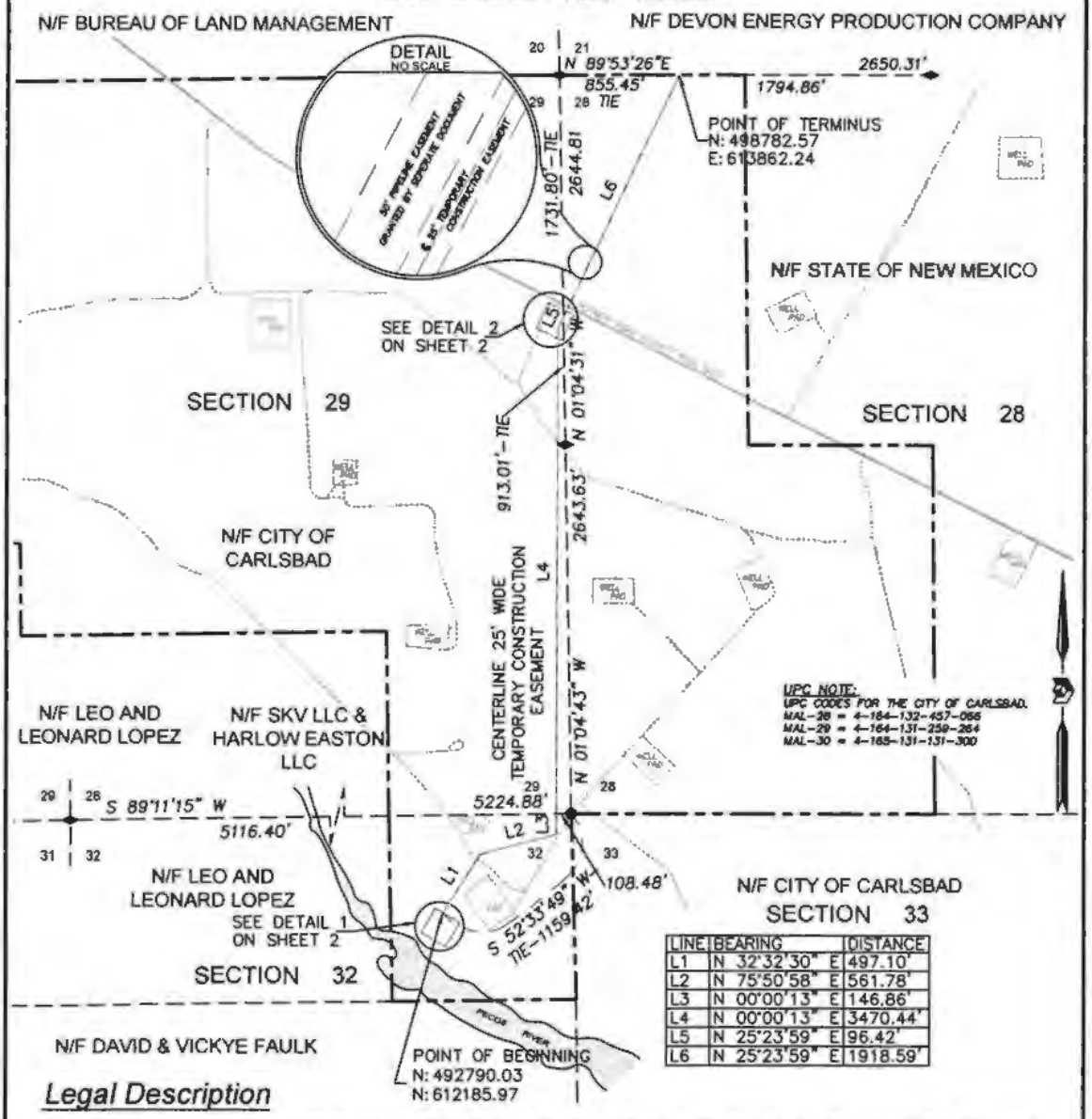

LINE	BEARING	DISTANCE
L1	N 32°32'30" E	497.10'
L2	N 75°50'58" E	561.78'
L3	N 00°00'13" E	146.86'
L4	N 00°00'13" E	3470.44'
L5	N 25°23'59" E	96.42'
L6	N 25°23'59" E	1918.59'

Legal Description

A STRIP OF LAND 25 FEET WIDE LOCATED IN SECTIONS 28, 29 AND 32, TOWNSHIP 22 SOUTH, RANGE 28 EAST, N.M.P.M., EDDY COUNTY, NEW MEXICO AND BEING 12.50 FEET LEFT AND RIGHT OF THE FOLLOWING DESCRIBED CENTERLINE:

BEGINNING AT A POINT WITHIN THE NORTHEAST QUARTER OF THE NORTHEAST QUARTER OF THE ABOVE DESCRIBED SECTION 32, WHICH BEARS S. 52°33'49" W. A DISTANCE OF 1159.42 FEET FROM THE CORNER OF SECTIONS 28, 29, 32 AND 33, A FOUND NO. 4 REBAR WITH ILLEGIBLE YELLOW PLASTIC CAP; THENCE FROM SAID POINT OF BEGINNING BEARING N. 32°32'30" E. A DISTANCE OF 497.10 FEET TO AN ANGLE POINT, THENCE BEARING N. 75°50'58" E. A DISTANCE OF 561.78 FEET TO AN ANGLE POINT; THENCE BEARING N. 00°00'13" E. A DISTANCE OF 146.86 FEET TO THE SOUTHERN BOUNDARY OF SECTION 29, THENCE BEARING N. 00°00'13" E. A DISTANCE OF 3470.44 FEET TO AN ANGLE POINT; THENCE BEARING N. 25°23'59" E. A DISTANCE OF 96.42 FEET TO THE WESTERN BOUNDARY OF SECTION 28, THENCE BEARING N. 25°23'59" E. A DISTANCE OF 1918.59 FEET TO THE NORTHERN BOUNDARY OF SECTION 28 AND THE NORTHERLY TERMINUS OF THE HEREIN DESCRIBED EASEMENT. SAID STRIP OF LAND BEING 6691.19 FEET OR 405.53 RODS IN TOTAL LENGTH AND CONTAINING 167,280 SQUARE FEET OR 3.8402 ACRES MORE OR LESS.

Legend

N 90°00'00" E MEASURED BEARING AND DISTANCES

FOUND AND USED MONUMENT AS NOTED.

FOUND GENERAL LAND OFFICE MONUMENT AS NOTED.

DIRT ROAD

PROPERTY LINE

CENTERLINE OF 50' WIDE PIPELINE EASEMENT.

Surveyor's Certificate

I, Larry W. Medrano, a Registered Professional Surveyor under the laws of the State of New Mexico, hereby certify that this exhibit was prepared from field notes of an actual survey meeting the minimum requirements for this classification of survey (un-classified surveying) as per the Minimum Standards for Land Surveying in New Mexico as adopted by the New Mexico Board of Licensure for Engineers and Surveyors, and is true and correct to the best of my knowledge and belief.

Digitally signed by Larry W Medrano
Reason: I attest to the accuracy and integrity of this document
Date: 2020-04-09 08:16:47

Date: 4/9/2020

LARRY W. MEDRANO
N.M.P.S. No. 11993

LARRY W. MEDRANO NEW MEXICO 11993 REGISTERED PROFESSIONAL SURVEYOR

PRECISION SURVEYS, INC.
OFFICE LOCATION:
8200 San Mateo Boulevard, NE
Albuquerque, NM 87113
505.856.5700 PHONE
505.856.7900 FAX

NMGC PARCEL NO. MAL-28, MAL-29 & MAL-30

COORDINATE AND DIMENSION INFORMATION		PROPERTY INFORMATION		SURVEY INFORMATION		PROJECT INFORMATION
STATE PLANE ZONE: NEW MEXICO-EAST	GRID OR GROUND COORDINATES: GRID	OWNER: CITY OF CARLSBAD		DATE OF SURVEY: 11/25/19 THRU 3/05/20		PROJECT NAME: MALAGA PIPELINE
HORIZONTAL DATUM: NAD83	VERTICAL DATUM: NAVD88	NMGC DESIGNATION: MAL-28, MAL-29, MAL-30		DATE OF EXHIBIT: 4/07/2020	DRAWN BY: KJS / CHECKED BY: LM	
CONTROL USED: NATIONAL GEODETIC SURVEY		PUBLIC LANDS SURVEY SYSTEM INFORMATION: SEC. 28, 29 & 32 T. 22 S., R. 28 E., N.M.P.M.		REVISION # / DESCRIPTION / DATE		PREPARED FOR: New Mexico GAS COMPANY AN EMERA COMPANY
COMBINED SCALE FACTOR: GRID TO GROUND: 1.00023152139 / GROUND TO GRID: 0.99976853220	DISTANCE ANNOTATION: GROUND / BEARING ANNOTATION: GRID	CITY: VICINITY OF LOVING	UPC CODE: SEE UPC NOTE			
		COUNTY: EDDY COUNTY	STATE: NEW MEXICO	PSI JOB NUMBER: 19-2103	SHEET NUMBER: 1 of 2	

EXHIBIT "A-1"

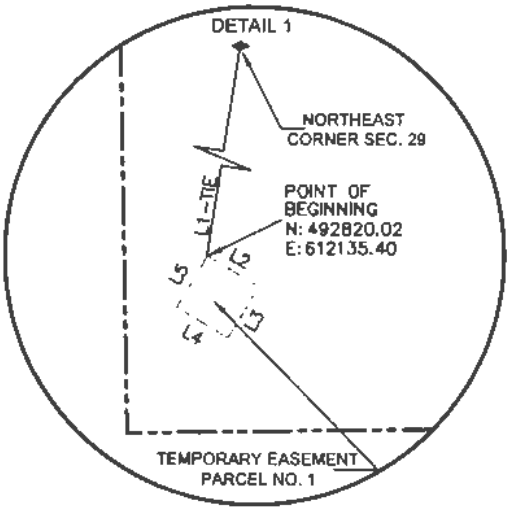

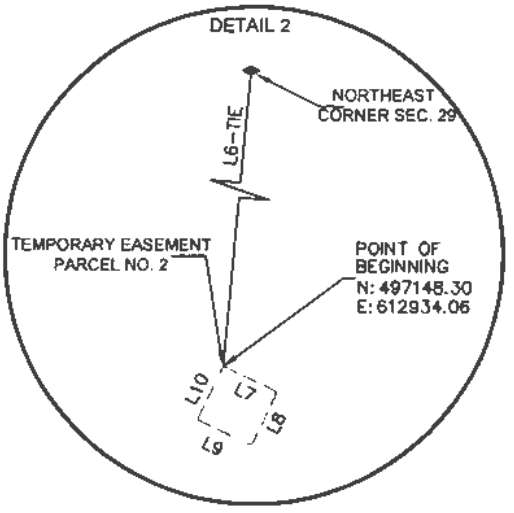

LINE	BEARING	DISTANCE
L1	S 08°19'07" W	6025.70'
L2	S 59°19'48" E	200.00'
L3	S 30°40'12" W	200.00'
L4	N 59°19'48" W	200.00'
L5	N 30°40'12" E	200.00'
L6	S 02°33'28" W	1634.64'
L7	S 64°36'01" E	200.00'
L8	S 25°23'59" W	200.00'
L9	N 64°36'01" W	200.00'
L10	N 25°23'59" E	200.00'

Legal Description-Parcel No. 1

A PARCEL OF LAND LOCATED IN SECTION 32, TOWNSHIP 22 SOUTH, RANGE 28 EAST, N.M.P.M., EDDY COUNTY, NEW MEXICO AND BEING MORE PARTICULARLY DESCRIBED AS FOLLOWS:

BEGINNING AT THE NORTHWEST CORNER OF THE PARCEL HEREIN DESCRIBED WHICH BEARS S. 08°19'07" W. A DISTANCE OF 6025.70 FEET FROM THE NORTHEAST CORNER OF SECTION 29, A FOUND U.S.G.L.O. MONUMENT; THENCE FROM SAID POINT OF BEGINNING BEARING S. 59°19'48" E. A DISTANCE OF 200.00 FEET TO A POINT; THENCE BEARING S. 30°40'12" E. A DISTANCE OF 200.00 FEET TO A POINT; THENCE BEARING N. 59°19'48" W. A DISTANCE OF 200.00 FEET TO A POINT; THENCE BEARING N. 30°40'12" E. A DISTANCE OF 200.00 FEET TO THE POINT OF BEGINNING AND CONTAINING 40,000 GROSS SQUARE FEET OR 0.9183 GROSS ACRES MORE OR LESS. LESS THAN AND EXCEPTING THE AREA WITHIN THIS PARCEL INCLUDED IN THE 25' WIDE TEMPORARY CONSTRUCTION EASEMENT AND/OR THE 50' WIDE PIPELINE EASEMENT THE NET AREA OF THIS PARCEL IS 28,478 SQUARE FEET OR 0.6537 ACRES MORE OR LESS.

Legal Description-Parcel No. 2

A PARCEL OF LAND LOCATED IN SECTIONS 28 & 29, TOWNSHIP 22 SOUTH, RANGE 28 EAST, N.M.P.M., EDDY COUNTY, NEW MEXICO AND BEING MORE PARTICULARLY DESCRIBED AS FOLLOWS:

BEGINNING AT THE NORTHWEST CORNER OF THE PARCEL HEREIN DESCRIBED WHICH BEARS S. 02°33'28" W. A DISTANCE OF 1634.64 FEET FROM THE NORTHEAST CORNER OF SECTION 29, A FOUND U.S.G.L.O. MONUMENT; THENCE FROM SAID POINT OF BEGINNING BEARING S. 64°36'01" E. A DISTANCE OF 200.00 FEET TO A POINT; THENCE BEARING S. 25°23'59" W. A DISTANCE OF 200.00 FEET TO A POINT; THENCE BEARING N. 64°36'01" W. A DISTANCE OF 200.00 FEET TO A POINT; THENCE BEARING N. 25°23'59" E. A DISTANCE OF 200.00 FEET TO THE POINT OF BEGINNING AND CONTAINING 40,000 GROSS SQUARE FEET OR 0.9183 GROSS ACRES MORE OR LESS. LESS THAN AND EXCEPTING THE AREA WITHIN THIS PARCEL INCLUDED IN THE 25' WIDE TEMPORARY CONSTRUCTION EASEMENT AND/OR THE 50' WIDE PIPELINE EASEMENT THE NET AREA OF THIS PARCEL IS 24,565 SQUARE FEET OR 0.5639 ACRES MORE OR LESS.

NMGC PARCEL NO MAL-28, MAL-29 & MAL-30

COORDINATE AND DIMENSION INFORMATION		PROPERTY INFORMATION		SURVEY INFORMATION		PROJECT INFORMATION
STATE PLANE ZONE: NEW MEXICO-EAST	GRID/GROUND COORDINATES: GRID	OWNER: CITY OF CARLSBAD		DATE OF SURVEY: 11/25/19 THRU 3/05/20		NAME: MALAGA PIPELINE
HORIZONTAL DATUM: NAD83	VERTICAL DATUM: NAVD88	NMGC DESIGNATION: MAL-28, MAL-29, MAL-30		DATE OF EXHIBIT: 4/07/2020	DRAWN BY: KJS / CHECKED BY: LM	
CONTROL USED: NATIONAL GEODETIC SURVEY		PUBLIC LANDS SURVEY SYSTEM INFORMATION: SEC. 28, 29 & 32 T. 22 S., R. 28 E., N.M.P.M.		REVISION # / DESCRIPTION / DATE		PREPARED FOR: New Mexico GAS COMPANY AN EMERA COMPANY
COMBINED SCALE FACTOR: GRID TO GROUND: 1.00023152139 / GROUND TO GRID: 0.99976853220	DISTANCE ANNOTATION: GROUND / BEARING ANNOTATION: GRID	CITY: VICINITY OF LOVING	UPC CODE: SEE UPC NOTE			
		COUNTY: EDDY COUNTY	STATE: NEW MEXICO	PB JOB NUMBER: 19-2103	SHEET NUMBER: 2 of 2	

NMGAS Transmission Line
Proximity Map

NMGAS Transmission Line - Western Farms
5/18/2020

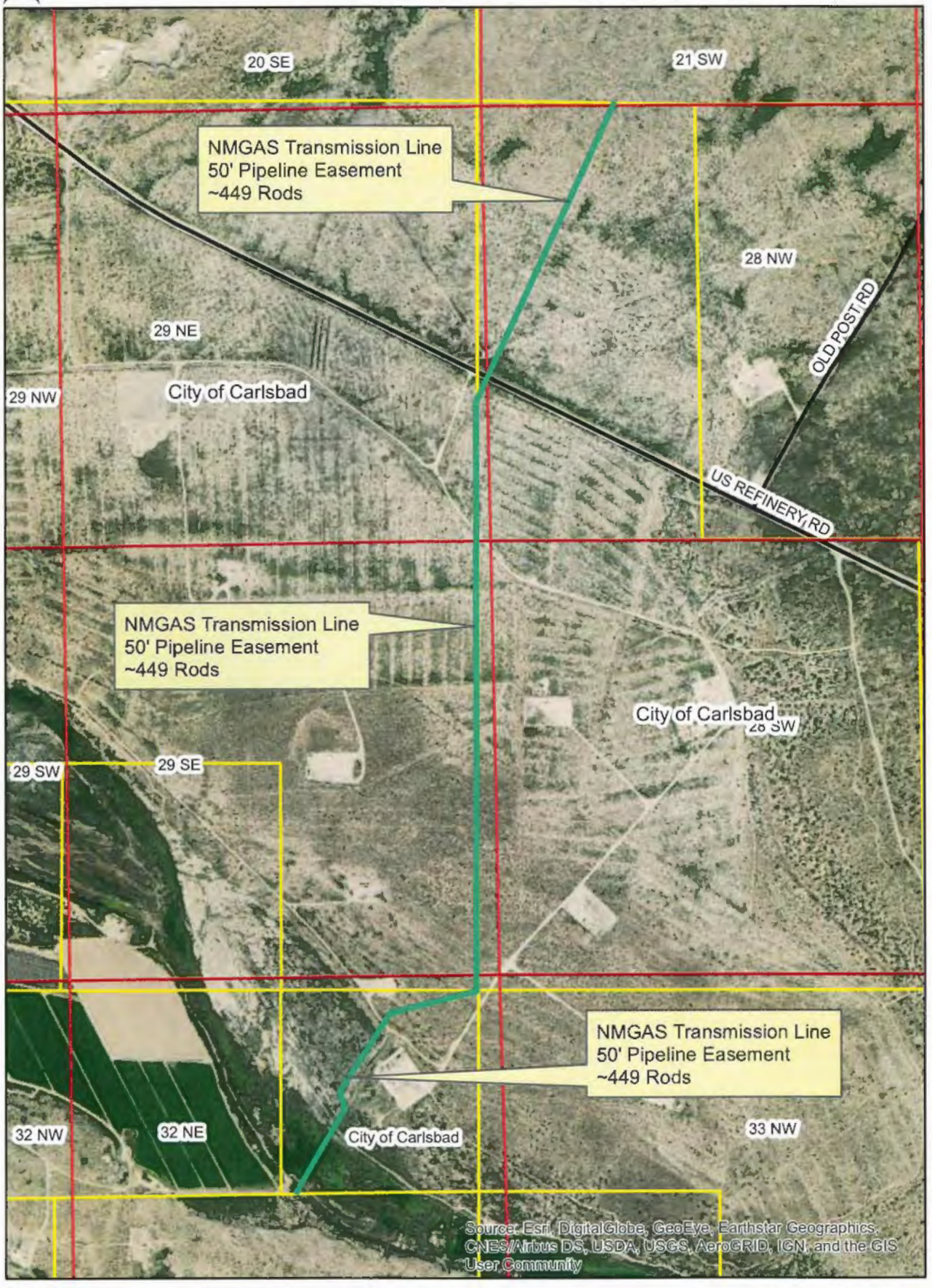

Legend

- Section
- Property Parcels
- Roads

0 500 1,000 2,000 Feet

City of Carlsbad GIS

NMGAS Transmission Line
Matador Oil and Water Line 2020

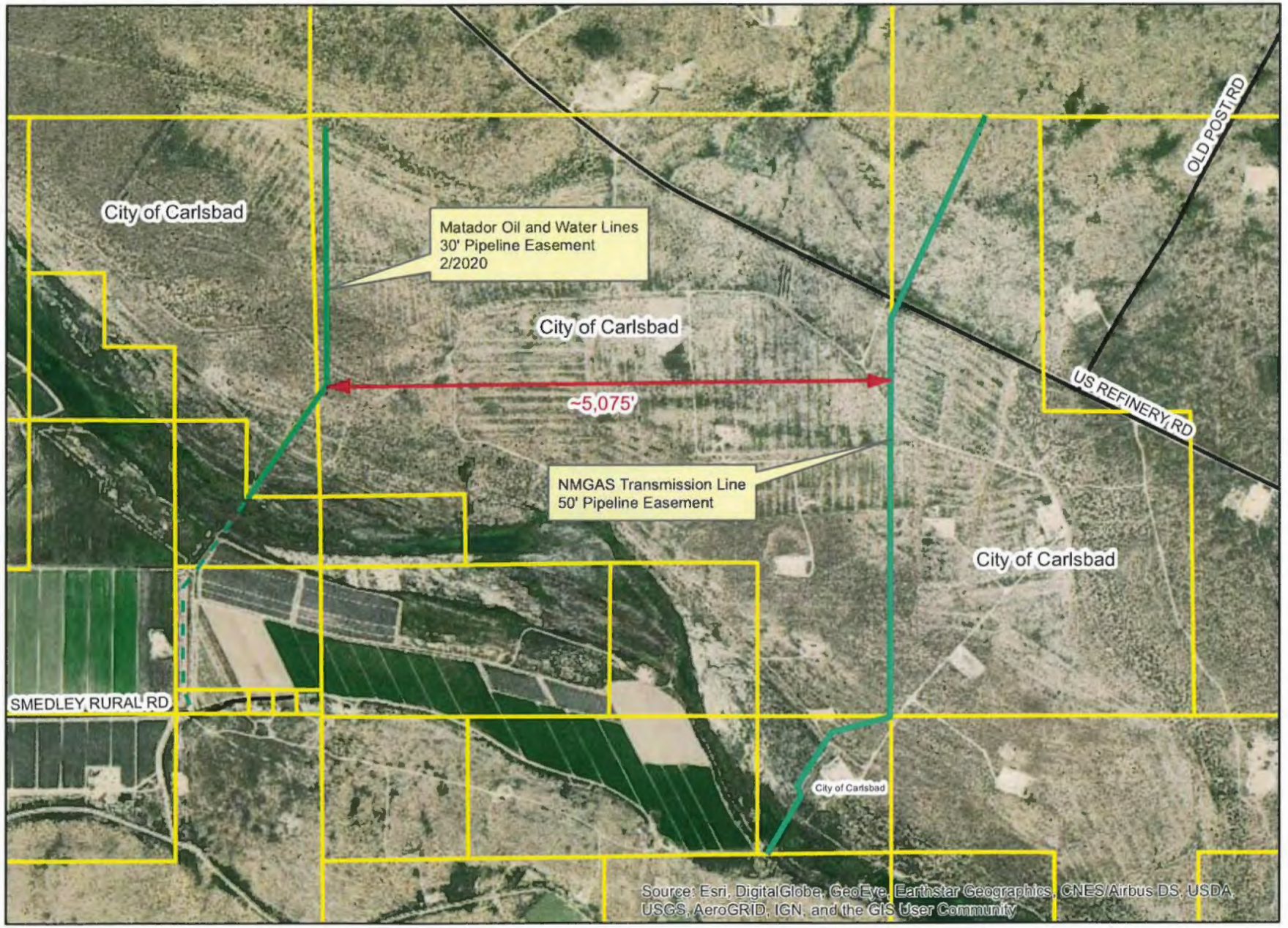

Committee Reports

ADJOURN